

STATE OF FLORIDA AUDITOR GENERAL

Financial and Federal Single Audit

Report No. 2024-191
March 2024

**GLADES COUNTY
DISTRICT SCHOOL BOARD**

For the Fiscal Year Ended
June 30, 2023



Sherrill F. Norman, CPA
Auditor General

Board Members and Superintendent

During the 2022-23 fiscal year, Dr. Alice E. Barfield served as Superintendent of the Glades County Schools and the following individuals served as School Board Members:

	<u>District No.</u>
Crystal Drake, Vice Chair	1
Jenny Allen, Chair	2
Jean Prowant	3
Kimberly Clement from 11-22-22	4
Gloria Reese through 11-21-22	4
Patricia Pearce	5

The Auditor General conducts audits of governmental entities to provide the Legislature, Florida's citizens, public entity management, and other stakeholders unbiased, timely, and relevant information for use in promoting government accountability and stewardship and improving government operations.

The team leader was Cesar A. Mayorga and the audit was supervised by Hector J. Quevedo, CPA.

Please address inquiries regarding this report to Edward A. Waller, CPA, Audit Manager, by e-mail at tedwaller@aud.state.fl.us or by telephone at (850) 412-2887.

This report and other reports prepared by the Auditor General are available at:

FLAuditor.gov

Printed copies of our reports may be requested by contacting us at:

State of Florida Auditor General

Claude Pepper Building, Suite G74 · 111 West Madison Street · Tallahassee, FL 32399-1450 · (850) 412-2722

GLADES COUNTY DISTRICT SCHOOL BOARD
TABLE OF CONTENTS

	Page No.
SUMMARY	i
INDEPENDENT AUDITOR'S REPORT	
Report on the Audit of the Financial Statements.....	1
Other Reporting Required by <i>Government Auditing Standards</i>	4
MANAGEMENT'S DISCUSSION AND ANALYSIS	5
BASIC FINANCIAL STATEMENTS	
Statement of Net Position	13
Statement of Activities.....	14
Balance Sheet – Governmental Funds	16
Reconciliation of the Governmental Funds Balance Sheet to the Statement of Net Position	18
Statement of Revenues, Expenditures, and Changes in Fund Balances – Governmental Funds	20
Reconciliation of the Governmental Funds Statement of Revenues, Expenditures, and Changes in Fund Balances to the Statement of Activities	22
Statement of Fiduciary Net Position – Fiduciary Funds	23
Statement of Changes in Fiduciary Net Position – Fiduciary Funds	24
Notes to Financial Statements	25
OTHER REQUIRED SUPPLEMENTARY INFORMATION	
Budgetary Comparison Schedule – General and Major Special Revenue Funds	49
Schedule of Changes in the District's Total OPEB Liability and Related Ratios.....	51
Schedule of the District's Proportionate Share of the Net Pension Liability – Florida Retirement System Pension Plan	52
Schedule of District Contributions – Florida Retirement System Pension Plan	52
Schedule of the District's Proportionate Share of the Net Pension Liability – Health Insurance Subsidy Pension Plan	53
Schedule of District Contributions – Health Insurance Subsidy Pension Plan.....	53
Notes to Required Supplementary Information	54
SCHEDULE OF EXPENDITURES OF FEDERAL AWARDS	55
INDEPENDENT AUDITOR'S REPORT ON INTERNAL CONTROL OVER FINANCIAL REPORTING AND ON COMPLIANCE AND OTHER MATTERS BASED ON AN AUDIT OF FINANCIAL STATEMENTS PERFORMED IN ACCORDANCE WITH GOVERNMENT AUDITING STANDARDS	
	57

GLADES COUNTY DISTRICT SCHOOL BOARD
TABLE OF CONTENTS (CONTINUED)

	Page No.
INDEPENDENT AUDITOR'S REPORT ON COMPLIANCE FOR EACH MAJOR FEDERAL PROGRAM AND REPORT ON INTERNAL CONTROL OVER COMPLIANCE REQUIRED BY THE UNIFORM GUIDANCE	59
SCHEDULE OF FINDINGS AND QUESTIONED COSTS	62
ADDITIONAL MATTERS	63
SUMMARY SCHEDULE OF PRIOR AUDIT FINDINGS.....	66

SUMMARY

SUMMARY OF REPORT ON FINANCIAL STATEMENTS

Our audit disclosed that the basic financial statements of the Glades County District School Board (District) were presented fairly, in all material respects, in accordance with prescribed financial reporting standards.

SUMMARY OF REPORT ON INTERNAL CONTROL AND COMPLIANCE

Our audit did not identify any deficiencies in internal control over financial reporting that we consider to be material weaknesses.

The results of our tests disclosed no instances of noncompliance or other matters that are required to be reported under *Government Auditing Standards* issued by the Comptroller General of the United States; however, we noted certain additional matters as summarized below.

Additional Matters

Finding AM 2023-001: Bank account reconciliations were not always properly and timely completed.

Finding AM 2023-002: District controls over journal entries need improvement.

SUMMARY OF REPORT ON FEDERAL AWARDS

We audited the District's compliance with applicable Federal awards requirements. The Impact Aid program, Title I program, and Education Stabilization Fund were audited as major Federal programs. The results of our audit indicated that the District materially complied with the requirements that could have a direct and material effect on each of its major Federal programs.

AUDIT OBJECTIVES AND SCOPE


Our audit objectives were to obtain reasonable assurance about whether the financial statements as a whole were free from material misstatements, whether due to fraud or error, and to issue an auditor's report that included our opinions. Our audit objectives were also to obtain reasonable assurance about whether material noncompliance with applicable Federal awards requirements occurred, whether due to fraud or error, and to express an opinion on the District's compliance based on our audit. In doing so, we:

- Exercised professional judgment and maintained professional skepticism throughout the audit.
- Identified and assessed the risks of material misstatement of the financial statements and material noncompliance with Federal awards requirements, whether due to fraud or error, and designed and performed audit procedures responsive to those risks.
- Obtained an understanding of internal control relevant to the audit in order to design audit procedures that are appropriate in the circumstances, but not for the purpose of expressing an opinion on the effectiveness of the District's internal control.

- Evaluated the appropriateness of accounting policies used and the reasonableness of significant accounting estimates made by management, as well as evaluated the overall presentation of the financial statements and accompanying Schedule of Expenditures of Federal Awards.
- Concluded whether, in our judgment, there are conditions or events, considered in the aggregate, that raise substantial doubt about the District's ability to continue as a going concern for a reasonable period of time.
- Examined various transactions to determine whether they were executed, in both manner and substance, in accordance with governing provisions of laws, rules, regulations, contracts, and grant agreements.
- Determined whether corrective actions were taken for the financial statement finding included in our report No. 2023-173.

AUDIT METHODOLOGY

We conducted our audit in accordance with auditing standards generally accepted in the United States of America; applicable standards contained in *Government Auditing Standards*, issued by the Comptroller General of the United States; and Title 2 U.S. *Code of Federal Regulations* Part 200, *Uniform Administrative Requirements, Cost Principles, and Audit Requirements for Federal Awards*.



Sherrill F. Norman, CPA
Auditor General

AUDITOR GENERAL STATE OF FLORIDA

Claude Denson Pepper Building, Suite G74
111 West Madison Street
Tallahassee, Florida 32399-1450



Phone: (850) 412-2722
Fax: (850) 488-6975

The President of the Senate, the Speaker of the
House of Representatives, and the
Legislative Auditing Committee

INDEPENDENT AUDITOR'S REPORT

Report on the Audit of the Financial Statements

Opinions

We have audited the financial statements of the governmental activities, the discretely presented component unit, each major fund, and the aggregate remaining fund information of the Glades County District School Board, as of and for the fiscal year ended June 30, 2023, and the related notes to the financial statements, which collectively comprise the District's basic financial statements as listed in the table of contents.

In our opinion, based on our audit and the reports of other auditors, the accompanying financial statements referred to above present fairly, in all material respects, the respective financial position of the governmental activities, the discretely presented component unit, each major fund, and the aggregate remaining fund information of the Glades County District School Board, as of June 30, 2023, and the respective changes in financial position thereof for the fiscal year then ended in accordance with accounting principles generally accepted in the United States of America.

We did not audit the financial statements of the school internal funds, which represent 32 percent, 32 percent, 17 percent, and 19 percent, respectively, of the assets, net position and fund balance, additions and revenues, and deductions and expenditures of the aggregate remaining fund information as of June 30, 2023. In addition, we did not audit the financial statements of the discretely presented component unit, which represent 100 percent of the transactions and account balances of the discretely presented component unit column as of June 30, 2023. The financial statements of the school internal funds and the discretely presented component unit were audited by other auditors whose reports have been furnished to us, and our opinions, insofar as they relate to the amounts included for the financial statements of the school internal funds and the discretely presented component unit, are based solely on the reports of the other auditors.

Basis for Opinions

We conducted our audit in accordance with auditing standards generally accepted in the United States of America (GAAS) and the standards applicable to financial audits contained in *Government Auditing Standards*, issued by the Comptroller General of the United States (*Government Auditing Standards*). Our responsibilities under those standards are further described in the ***Auditor's Responsibilities for the Audit of the Financial Statements*** section of our report. We are required to be independent of the District, and to meet our other ethical responsibilities, in accordance with the relevant ethical requirements relating to our audit. We believe that the audit evidence we have obtained is sufficient and appropriate to provide a basis for our audit opinions.

Responsibilities of Management for the Financial Statements

Management is responsible for the preparation and fair presentation of the financial statements in accordance with accounting principles generally accepted in the United States of America, and for the design, implementation, and maintenance of internal control relevant to the preparation and fair presentation of financial statements that are free from material misstatement, whether due to fraud or error.

In preparing the financial statements, management is required to evaluate whether there are conditions or events, considered in the aggregate, that raise substantial doubt about the District's ability to continue as a going concern for 12 months beyond the financial statement date, including any currently known information that may raise substantial doubt shortly thereafter.

Auditor's Responsibilities for the Audit of the Financial Statements

Our objectives are to obtain reasonable assurance about whether the financial statements as a whole are free from material misstatement, whether due to fraud or error, and to issue an auditor's report that includes our opinions. Reasonable assurance is a high level of assurance but is not absolute assurance and therefore is not a guarantee that an audit conducted in accordance with GAAS and *Government Auditing Standards* will always detect a material misstatement when it exists. The risk of not detecting a material misstatement resulting from fraud is higher than for one resulting from error, as fraud may involve collusion, forgery, intentional omissions, misrepresentations, or the override of internal control. Misstatements are considered material if there is a substantial likelihood that, individually or in the aggregate, they would influence the judgment made by a reasonable user based on the financial statements.

In performing an audit in accordance with GAAS and *Government Auditing Standards*, we:

- Exercise professional judgment and maintain professional skepticism throughout the audit.
- Identify and assess the risks of material misstatement of the financial statements, whether due to fraud or error, and design and perform audit procedures responsive to those risks. Such procedures include examining, on a test basis, evidence regarding the amounts and disclosures in the financial statements.
- Obtain an understanding of internal control relevant to the audit in order to design audit procedures that are appropriate in the circumstances, but not for the purpose of expressing an opinion on the effectiveness of the District's internal control. Accordingly, no such opinion is expressed.

- Evaluate the appropriateness of accounting policies used and the reasonableness of significant accounting estimates made by management, as well as evaluate the overall presentation of the financial statements.
- Conclude whether, in our judgment, there are conditions or events, considered in the aggregate, that raise substantial doubt about the District's ability to continue as a going concern for a reasonable period of time.

We are required to communicate with those charged with governance regarding, among other matters, the planned scope and timing of the audit, significant audit findings, and certain internal control-related matters that we identified during the audit.

Required Supplementary Information

Accounting principles generally accepted in the United States of America require that **MANAGEMENT'S DISCUSSION AND ANALYSIS**, the **Budgetary Comparison Schedule – General and Major Special Revenue Funds**, **Schedule of Changes in the District's Total OPEB Liability and Related Ratios**, **Schedule of the District's Proportionate Share of the Net Pension Liability – Florida Retirement System Pension Plan**, **Schedule of District Contributions – Florida Retirement System Pension Plan**, **Schedule of the District's Proportionate Share of the Net Pension Liability – Health Insurance Subsidy Pension Plan**, **Schedule of District Contributions – Health Insurance Subsidy Pension Plan**, and **Notes to Required Supplementary Information** be presented to supplement the basic financial statements. Such information is the responsibility of management and, although not a part of the basic financial statements, is required by the Governmental Accounting Standards Board who considers it to be an essential part of financial reporting for placing the basic financial statements in an appropriate operational, economic, or historical context. We have applied certain limited procedures to the required supplementary information in accordance with GAAS, which consisted of inquiries of management about the methods of preparing the information and comparing the information for consistency with management's responses to our inquiries, the basic financial statements, and other knowledge we obtained during our audit of the basic financial statements. We do not express an opinion or provide any assurance on the information because the limited procedures do not provide us with sufficient evidence to express an opinion or provide any assurance.

Supplementary Information

Our audit was conducted for the purpose of forming opinions on the financial statements that collectively comprise the District's basic financial statements. The accompanying **SCHEDULE OF EXPENDITURES OF FEDERAL AWARDS**, as required by Title 2 U.S. *Code of Federal Regulations* Part 200, *Uniform Administrative Requirements, Cost Principles, and Audit Requirements for Federal Awards*, is presented for purposes of additional analysis and is not a required part of the basic financial statements. Such information is the responsibility of management and was derived from and relates directly to the underlying accounting and other records used to prepare the basic financial statements. The information has been subjected to the auditing procedures applied in the audit of the basic financial statements and certain additional procedures, including comparing and reconciling such information directly to the underlying accounting and other records used to prepare the basic financial statements or to the basic financial statements themselves, and other additional procedures in accordance with GAAS. In our opinion, the accompanying **SCHEDULE OF EXPENDITURES OF FEDERAL AWARDS** is fairly stated, in all material respects, in relation to the basic financial statements as a whole.

Other Reporting Required by *Government Auditing Standards*

In accordance with *Government Auditing Standards*, we have also issued our report dated March 29, 2024, on our consideration of the District's internal control over financial reporting and on our tests of its compliance with certain provisions of laws, rules, regulations, contracts, and grant agreements and other matters included under the heading **INDEPENDENT AUDITOR'S REPORT ON INTERNAL CONTROL OVER FINANCIAL REPORTING AND ON COMPLIANCE AND OTHER MATTERS BASED ON AN AUDIT OF FINANCIAL STATEMENTS PERFORMED IN ACCORDANCE WITH GOVERNMENT AUDITING STANDARDS**. The purpose of that report is solely to describe the scope of our testing of internal control over financial reporting and compliance and the results of that testing, and not to provide an opinion on the effectiveness of the District's internal control over financial reporting or on compliance. That report is an integral part of an audit performed in accordance with *Government Auditing Standards* in considering the District's internal control over financial reporting and compliance.

Respectfully submitted,



Sherrill F. Norman, CPA
Tallahassee, Florida
March 29, 2024

MANAGEMENT'S DISCUSSION AND ANALYSIS

The management of the Glades County District School Board has prepared the following discussion and analysis to provide an overview of the District's financial activities for the fiscal year ended June 30, 2023. The information contained in the Management's Discussion and Analysis (MD&A) is intended to highlight significant transactions, events, and conditions and should be considered in conjunction with the District's financial statements and notes to financial statements found immediately following the MD&A.

FINANCIAL HIGHLIGHTS

Key financial highlights for the 2022-23 fiscal year are as follows:

- As of June 30, 2023, the assets and deferred outflows of resources exceed the liabilities and deferred inflows of resources by \$35.1 million.
- In total, net position decreased \$1.1 million, which represents a 3 percent decrease from the previous fiscal year.
- General revenues total \$25.9 million, or 95.9 percent of all revenues. Program specific revenues in the form of charges for services, operating grants and contributions, and capital grants and contributions total \$1.1 million, or 4.1 percent of all revenues.
- Expenses total \$28.1 million. Only \$1.1 million of these expenses was offset by program specific revenues.
- At the end of the current fiscal year, the fund balance of the General Fund totals \$1.8 million, which is \$0.2 million less than the prior fiscal year balance. The General Fund unassigned fund balance total \$1.6 million, or 9.1 percent of total General Fund revenues.
- The total long-term liabilities increased by \$5.3 million, or 86.2 percent, mainly because of the net pension liability related to the District's participation in the Florida Retirement System (FRS).

OVERVIEW OF FINANCIAL STATEMENTS

The basic financial statements consist of three components: (1) government-wide financial statements; (2) fund financial statements; and (3) notes to financial statements. This report also includes supplementary information intended to furnish additional details to support the basic financial statements.

Government-Wide Financial Statements

The government-wide financial statements provide both short-term and long-term information about the District's overall financial condition in a manner similar to those of a private-sector business. The statements include a statement of net position and a statement of activities that are designed to provide consolidated financial information about the governmental activities of the District presented on the accrual basis of accounting. The statement of net position provides information about the District's financial position, its assets, liabilities, and deferred inflows/outflows of resources, using an economic resources measurement focus. Assets plus deferred outflows of resources, less liabilities and deferred inflows of resources, equals net position, which is a measure of the District's financial health. The statement of activities presents information about the change in the District's net position, the results of operations, during the fiscal year. An increase or decrease in net position is an indication of whether the District's financial health is improving or deteriorating.

All of the District's activities and services are reported in the government-wide financial statements as governmental activities. The District's governmental activities include instruction, student support services, instructional support services, administrative support services, facility maintenance, transportation, and food services. Property taxes and State revenues finance most of these activities. Additionally, all capital and debt financing activities are reported as governmental activities.

The government-wide statements present the District's activities in the following categories:

- Governmental activities – This represents most of the District's services, including its educational programs such as basic, vocational, adult, and exceptional education. Support functions such as transportation and administration are also included. Local property taxes and the State's education finance program provide most of the resources that support these activities.
- Component unit – The District presents one separate legal entity in this report, which is the Pemayetv Emahakv, Inc. (Corporation). The Corporation is a not-for-profit corporation organized and operated as a direct-support organization under Section 1002.33, Florida Statutes. The Corporation operates the Pemayetv Emahakv Charter "Our Way School" under a charter approved by their sponsor, the Glades County School Board. Based on generally accepted accounting principles, as discussed in the notes to the financial statements, this entity has been included as an integral part of the primary government.

Fund Financial Statements

Fund financial statements are one of the components of the basic financial statements. A fund is a grouping of related accounts that is used to maintain control over resources that have been segregated for specific activities or objectives. The District uses fund accounting to ensure and demonstrate compliance with finance-related legal requirements and prudent fiscal management. Certain funds are established by law while others are created by legal agreements, such as bond covenants. Fund financial statements provide more detailed information about the District's financial activities, focusing on its most significant or "major" funds rather than fund types. This is in contrast to the entitywide perspective contained in the government-wide statements. All of the District's funds may be classified within one of the broad categories discussed below.

Governmental Funds: Governmental funds are used to account for essentially the same functions reported as governmental activities in the government-wide financial statements. However, unlike the government-wide financial statements, governmental fund financial statements focus on near-term inflows and outflows of spendable resources, as well as on balances of spendable resources available at the end of the fiscal year. Such information may be useful in assessing a government's near-term financing requirements.

Because the focus of governmental funds is narrower than that of the government-wide financial statements, it is useful to compare the information presented for governmental funds with similar information presented for governmental activities in the government-wide financial statements. By doing so, readers may better understand the long-term impact of the government's near-term financing decisions. Both the governmental funds balance sheet and the governmental funds statement of revenues, expenditures, and changes in fund balances provide a reconciliation to facilitate this comparison between governmental funds and governmental activities.

The governmental funds balance sheet and statement of revenues, expenditures, and changes in fund balances provide detailed information about the District's most significant funds. The District's major funds are the General Fund, Special Revenue – Other Fund, and Special Revenue – Federal Education Stabilization Fund. Data from the other governmental funds are combined into a single, aggregated presentation.

The District adopts an annual appropriated budget for its governmental funds. A budgetary comparison schedule has been provided for the General and major Special Revenue Funds to demonstrate compliance with the budget.

Fiduciary Funds: Fiduciary funds are used to report assets held in a trustee or fiduciary capacity for the benefit of external parties, such as student activity funds. Fiduciary funds are not reflected in the government-wide statements because the resources are not available to support the District's own programs. In its fiduciary capacity, the District is responsible for ensuring that the assets reported in these funds are used only for their intended purposes.

The District uses private-purpose trust funds to account for scholarship funds established by private donors.

The District uses custodial funds to account for resources held for student activities and groups.

Notes to Financial Statements

The notes provide additional information that is essential for a full understanding of the data provided in the government-wide and fund financial statements.

Other Information

In addition to the basic financial statements and accompanying notes, this report also presents required supplementary information concerning the District's total other postemployment benefits (OPEB) and net pension liabilities.

GOVERNMENT-WIDE FINANCIAL ANALYSIS

As noted earlier, net position over time may serve as a useful indicator of a government’s financial health. The following is a summary of the District’s net position as of June 30, 2023, compared to net position as of June 30, 2022:

Net Position, End of Year

	Governmental Activities	
	<u>6-30-23</u>	<u>6-30-22</u>
Current and Other Assets	\$ 3,016,912	\$ 3,027,974
Capital Assets	<u>41,740,940</u>	<u>41,978,777</u>
Total Assets	<u>44,757,852</u>	<u>45,006,751</u>
Deferred Outflows of Resources	<u>3,844,814</u>	<u>3,556,642</u>
Long-Term Liabilities	11,354,676	6,099,412
Other Liabilities	<u>1,022,307</u>	<u>290,171</u>
Total Liabilities	<u>12,376,983</u>	<u>6,389,583</u>
Deferred Inflows of Resources	<u>1,104,123</u>	<u>5,962,728</u>
Net Position:		
Investment in Capital Assets	41,740,940	41,978,777
Restricted	345,166	1,242,822
Unrestricted (Deficit)	<u>(6,964,546)</u>	<u>(7,010,517)</u>
Total Net Position	<u><u>\$ 35,121,560</u></u>	<u><u>\$ 36,211,082</u></u>

The largest portion of the District’s net position is investment in capital assets (e.g., land; buildings; furniture, fixtures, and equipment). The District uses these capital assets to provide services to students; consequently, these assets are not available for future spending.

The restricted portion of the District’s net position represents resources that are subject to external restrictions on how they may be used. The deficit unrestricted net position was the result, in part, of accruing \$0.7 million in compensated absences payable, \$0.4 million in total OPEB liability, and \$10.2 million in net pension liability.

Long-term liabilities increased and deferred inflows of resources decreased primarily due to the District recognizing its proportionate share of the FRS net pension liability and related deferred inflows of resources.

The key elements of the changes in the District’s net position for the fiscal years ended June 30, 2023, and June 30, 2022, are as follows:

Operating Results for the Fiscal Year Ended

	Governmental Activities	
	6-30-23	6-30-22
Program Revenues:		
Charges for Services	\$ 55,990	\$ 48,954
Operating Grants and Contributions	953,545	936,714
Capital Grants and Contributions	95,531	231,781
General Revenues:		
Property Taxes, Levied for Operational Purposes	3,977,081	3,624,911
Property Taxes, Levied for Capital Projects	1,473,941	1,211,072
Grants and Contributions Not Restricted to Specific Programs	19,623,614	14,262,461
Unrestricted Investment Earnings	11,897	5,320
Miscellaneous	792,943	282,635
Total Revenues	26,984,542	20,603,848
Functions/Program Expenses:		
Instruction	14,716,620	12,180,040
Student Support Services	1,180,616	870,011
Instructional Media Services	143,830	231,388
Instruction and Curriculum Development Services	648,254	693,006
Instructional Staff Training Services	187,551	157,091
Instruction-Related Technology	76,453	57,784
Board	612,020	458,307
General Administration	846,286	389,676
School Administration	1,314,432	1,196,008
Facilities Acquisition and Construction	359,041	550,174
Fiscal Services	351,227	296,396
Food Services	1,644,313	1,171,265
Central Services	288,240	235,920
Student Transportation Services	813,066	720,311
Operation of Plant	2,095,280	1,779,876
Maintenance of Plant	924,608	517,238
Administrative Technology Services	610,001	329,265
Unallocated Interest on Long-Term Debt	77	19
Unallocated Depreciation Expense	1,262,149	1,281,918
Total Functions/Program Expenses	28,074,064	23,115,693
Change in Net Position	(1,089,522)	(2,511,845)
Net Position - Beginning	36,211,082	38,722,927
Net Position - Ending	\$ 35,121,560	\$ 36,211,082

The largest revenue source is the State of Florida (47.4 percent). Revenues from State sources for current operations are primarily received through the Florida Education Finance Program (FEFP) funding formula. The FEFP funding formula utilizes student enrollment data and is designed to maintain equity in funding

across all Florida school districts, taking into consideration the District's funding ability based on the local property tax base.

Grants and contributions not restricted to specific programs revenues increased by \$5.4 million, or 37.6 percent, primarily due an increase in Federal Education Stabilization Funds.

Property tax revenues increased by \$0.6 million, or 12.7 percent, as a result of an increase in property values.

Instruction expenses represent 52.4 percent of total governmental expenses in the 2022-23 fiscal year. Instruction expenses increased by \$2.5 million, or 20.8 percent, primarily due to an increase in Federal funding, most of which was used to mitigate the impact of COVID-19.

FINANCIAL ANALYSIS OF THE DISTRICT'S FUNDS

Governmental Funds

The focus of the District's governmental funds is to provide information on near-term inflows, outflows, and balances of spendable resources. Such information is useful in assessing the District's financing requirements. Specifically, unassigned fund balance may serve as a useful measure of a government's net resources available for discretionary use as it represents the portion of fund balance that has not been limited to a particular purpose by an external party, the District, or a group or individual delegated authority by the Board to assign resources for particular purposes.

The total fund balances of governmental funds decreased by \$.7 million during the fiscal year to \$2 million at June 30, 2023. Of the total fund balance, \$1.6 million, or 82.7 percent, is unassigned fund balance, which is available for spending at the District's discretion; \$42.7 thousand is nonspendable; and \$0.3 million is restricted.

Major Governmental Funds

The General Fund is the District's chief operating fund. At the end of the current fiscal year, unassigned fund balance is \$1.6 million, while the total fund balance is \$1.8 million. As a measure of the General Fund's liquidity, it may be useful to compare the total assigned and unassigned fund balances to General Fund total revenues. The total assigned and unassigned fund balance is 9.1 percent of the total General Fund revenues, while total fund balance represents 10.2 percent of total General Fund revenues. Total fund balance decreased by \$0.2 million during the fiscal year.

The Special Revenue – Other Fund has total revenues and expenditures of \$1.7 million each and the funding was mainly used for instruction related costs. Because grant revenues are not recognized until expenditures are incurred, this fund generally does not accumulate a fund balance.

The Special Revenue – Federal Education Stabilization Fund has total revenues of \$4.4 million, expenditures of \$4.3 million, and other financing uses of \$0.1 million and the funding was mainly used for instruction related costs. Because grant revenues are not recognized until expenditures are incurred, this fund generally does not accumulate a fund balance.

GENERAL FUND BUDGETARY HIGHLIGHTS

During the 2022-23 fiscal year, the District amended its General Fund budget several times, which resulted in an increase in total budgeted revenues of \$1.5 million, or 9.6 percent. At the same time, final appropriations are more than the original budgeted amounts by \$2.5 million. Budget revisions occurred primarily from changes in estimated State funding levels and corresponding adjustments to planned expenditures to ensure maintenance of an adequate fund balance.

Actual revenues and expenditures are in line with final budget amounts.

CAPITAL ASSETS

Capital Assets

The District's investment in capital assets for its governmental activities is \$41.7 million (net of accumulated depreciation). This investment in capital assets includes land; land improvements; improvements other than buildings; buildings and fixed equipment; furniture, fixtures, and equipment; motor vehicles; and audio visual materials and computer software.

Additional information on the District's capital assets can be found in Notes I.F.3. and II.B. to the financial statements.

OTHER MATTERS OF SIGNIFICANCE

Employer contributions to the Florida Retirement System increased for regular employees from 11.91 percent to 13.57 percent of payroll for the 2023-24 fiscal year.

Housing prices are expected to increase the taxable assessed value for the 2023-24 fiscal year.

REQUESTS FOR INFORMATION

This report is designed to provide a general overview of the District's finances for all those with an interest in the District's finances. Questions concerning information provided in the MD&A or other required supplementary information, and financial statements and notes thereto, or requests for additional financial information should be addressed to the Superintendent, Glades County District School Board, Post Office Box 459, Moore Haven, Florida 33471.

THIS PAGE INTENTIONALLY LEFT BLANK

BASIC FINANCIAL STATEMENTS

Glades County District School Board
Statement of Net Position
June 30, 2023

	Primary Governmental Activities	Component Unit
ASSETS		
Cash and Cash Equivalents	\$ 443,108.13	\$ 4,122,324.00
Due from Other Agencies	2,531,149.38	531,389.00
Inventories	42,654.98	-
Prepaid Items	-	72,898.00
Capital Assets:		
Nondepreciable Capital Assets	2,989,405.79	-
Depreciable Capital Assets, Net	38,751,533.88	1,485,313.00
TOTAL ASSETS	44,757,852.16	6,211,924.00
DEFERRED OUTFLOWS OF RESOURCES		
Pensions	3,809,618.00	2,596,871.00
OPEB	35,196.00	-
TOTAL DEFERRED OUTFLOWS OF RESOURCES	3,844,814.00	2,596,871.00
LIABILITIES		
Accrued Salaries and Benefits	-	876,040.00
Payroll Deductions and Withholdings	89,020.14	-
Accounts Payable	933,287.26	128,607.00
Due to Other Agencies	-	84,767.00
Long-Term Liabilities:		
Portion Due Within 1 Year	79,454.00	-
Portion Due After 1 Year	11,275,222.00	6,143,514.00
TOTAL LIABILITIES	12,376,983.40	7,232,928.00
DEFERRED INFLOWS OF RESOURCES		
Pensions	806,768.00	554,175.00
OPEB	297,355.00	-
TOTAL DEFERRED INFLOWS OF RESOURCES	1,104,123.00	554,175.00
NET POSITION		
Investment in Capital Assets	41,740,939.67	1,485,313.00
Restricted for:		
State Required Carryover Programs	183,091.93	-
Capital Projects	103,012.58	-
Food Service	59,061.48	-
Unrestricted	(6,964,545.90)	(463,621.00)
TOTAL NET POSITION	\$ 35,121,559.76	\$ 1,021,692.00

The accompanying notes to financial statements are an integral part of this statement.

**Glades County District School Board
Statement of Activities
For the Fiscal Year Ended June 30, 2023**

Functions/Programs	Expenses	Program Revenues		
		Charges for Services	Operating Grants and Contributions	Capital Grants and Contributions
Primary Government				
Governmental Activities:				
Instruction	\$ 14,716,619.55	\$ -	\$ -	\$ -
Student Support Services	1,180,615.62	-	-	-
Instructional Media Services	143,830.35	-	-	-
Instruction and Curriculum Development Services	648,254.12	-	-	-
Instructional Staff Training Services	187,551.36	-	-	-
Instruction-Related Technology	76,453.34	-	-	-
Board	612,019.84	-	-	-
General Administration	846,286.35	-	-	-
School Administration	1,314,431.91	-	-	-
Facilities Acquisition and Construction	359,041.27	-	-	95,530.63
Fiscal Services	351,226.67	-	-	-
Food Services	1,644,313.38	55,990.38	953,544.64	-
Central Services	288,240.06	-	-	-
Student Transportation Services	813,065.99	-	-	-
Operation of Plant	2,095,279.83	-	-	-
Maintenance of Plant	924,607.85	-	-	-
Administrative Technology Services	610,000.84	-	-	-
Unallocated Interest on Long-Term Debt	76.46	-	-	-
Unallocated Depreciation Expense	1,262,148.93	-	-	-
Total Primary Government	\$ 28,074,063.72	\$ 55,990.38	\$ 953,544.64	\$ 95,530.63
Component Unit				
Pemayetv Emahakv Charter "Our Way School"	\$ 12,048,442.00	\$ 122,379.00	\$ 448,391.00	\$ 193,903.00

General Revenues:

Taxes:

Property Taxes, Levied for Operational Purposes

Property Taxes, Levied for Capital Projects

Grants and Contributions Not Restricted to Specific Programs

Unrestricted Investment Earnings

Miscellaneous

Total General Revenues

Change in Net Position

Net Position - Beginning

Net Position - Ending

The accompanying notes to financial statements are an integral part of this statement.

**Net (Expense) Revenue and Changes in
Net Position**

Primary Government	
Governmental Activities	Component Unit
\$ (14,716,619.55)	\$ -
(1,180,615.62)	-
(143,830.35)	-
(648,254.12)	-
(187,551.36)	-
(76,453.34)	-
(612,019.84)	-
(846,286.35)	-
(1,314,431.91)	-
(263,510.64)	-
(351,226.67)	-
(634,778.36)	-
(288,240.06)	-
(813,065.99)	-
(2,095,279.83)	-
(924,607.85)	-
(610,000.84)	-
(76.46)	-
(1,262,148.93)	-
(26,968,998.07)	-
-	(11,283,769.00)
3,977,081.35	-
1,473,941.07	-
19,623,614.39	3,096,147.00
11,896.48	-
792,942.60	10,096,650.00
25,879,475.89	13,192,797.00
(1,089,522.18)	1,909,028.00
36,211,081.94	(887,336.00)
\$ 35,121,559.76	\$ 1,021,692.00

**Glades County District School Board
Balance Sheet – Governmental Funds
June 30, 2023**

	<u>General Fund</u>	<u>Special Revenue - Other Fund</u>	<u>Special Revenue - Federal Education Stabilization Fund</u>
ASSETS			
Cash and Cash Equivalents	\$ 339,995.55	\$ -	\$ -
Due from Other Funds	2,514,842.88	-	-
Due from Other Agencies	-	483,809.55	2,047,339.83
Inventories	-	-	-
TOTAL ASSETS	<u>\$ 2,854,838.43</u>	<u>\$ 483,809.55</u>	<u>\$ 2,047,339.83</u>
LIABILITIES AND FUND BALANCES			
Liabilities:			
Payroll Deductions and Withholdings	\$ 89,020.14	\$ -	\$ -
Accounts Payable	933,287.26	-	-
Due to Other Funds	-	483,809.55	2,047,339.83
Total Liabilities	<u>1,022,307.40</u>	<u>483,809.55</u>	<u>2,047,339.83</u>
Fund Balances:			
Nonspendable:			
Inventories	-	-	-
Restricted for:			
State Required Carryover Programs	183,091.93	-	-
Capital Projects	-	-	-
Food Service	-	-	-
Total Restricted Fund Balance	<u>183,091.93</u>	<u>-</u>	<u>-</u>
Unassigned Fund Balance	<u>1,649,439.10</u>	<u>-</u>	<u>-</u>
Total Fund Balances	<u>1,832,531.03</u>	<u>-</u>	<u>-</u>
TOTAL LIABILITIES AND FUND BALANCES	<u>\$ 2,854,838.43</u>	<u>\$ 483,809.55</u>	<u>\$ 2,047,339.83</u>

The accompanying notes to financial statements are an integral part of this statement.

Other Governmental Funds	Total Governmental Funds
\$ 103,112.58	\$ 443,108.13
16,306.50	2,531,149.38
-	2,531,149.38
<u>42,654.98</u>	<u>42,654.98</u>
<u>\$ 162,074.06</u>	<u>\$ 5,548,061.87</u>
\$ -	\$ 89,020.14
-	933,287.26
-	2,531,149.38
<u>-</u>	<u>3,553,456.78</u>
<u>42,654.98</u>	<u>42,654.98</u>
-	183,091.93
103,012.58	103,012.58
16,406.50	16,406.50
<u>119,419.08</u>	<u>302,511.01</u>
-	1,649,439.10
<u>162,074.06</u>	<u>1,994,605.09</u>
<u>\$ 162,074.06</u>	<u>\$ 5,548,061.87</u>

**Glades County District School Board
Reconciliation of the Governmental Funds Balance Sheet
to the Statement of Net Position
June 30, 2023**

Total Fund Balances - Governmental Funds \$ 1,994,605.09

Amounts reported for governmental activities in the statement of net position are different because:

Capital assets, net of accumulated depreciation, used in governmental activities are not financial resources and, therefore, are not reported as assets in the governmental funds. 41,740,939.67

The deferred outflows of resources and deferred inflows of resources related to pensions and other postemployment benefits (OPEB) are applicable to future periods and, therefore, are not reported in the governmental funds.

Deferred Outflows Related to Pensions	\$	3,809,618.00	
Deferred Outflows Related to OPEB		35,196.00	
Deferred Inflows Related to Pensions		(806,768.00)	
Deferred Inflows Related to OPEB		<u>(297,355.00)</u>	2,740,691.00

Long-term liabilities are not due and payable in the fiscal year and, therefore, are not reported as liabilities in the governmental funds. Long-term liabilities at year end consist of:

Compensated Absences Payable	\$	(717,058.00)	
Net Pension Liability		(10,226,011.00)	
Total OPEB Liability		<u>(411,607.00)</u>	<u>(11,354,676.00)</u>

Net Position - Governmental Activities **\$ 35,121,559.76**

The accompanying notes to financial statements are an integral part of this statement.

THIS PAGE INTENTIONALLY LEFT BLANK

**Glades County District School Board
Statement of Revenues, Expenditures, and Changes in
Fund Balances – Governmental Funds
For the Fiscal Year Ended June 30, 2023**

	<u>General Fund</u>	<u>Special Revenue - Other Fund</u>	<u>Special Revenue - Federal Education Stabilization Fund</u>
Revenues			
Intergovernmental:			
Federal Direct	\$ 751,298.00	\$ 58,111.00	\$ -
Federal Through State and Local	32,209.31	1,592,259.20	4,444,066.23
State	12,493,364.96	-	-
Local:			
Property Taxes	3,977,081.35	-	-
Charges for Services	-	-	-
Miscellaneous	791,485.23	-	-
Total Local Revenues	<u>4,768,566.58</u>	<u>-</u>	<u>-</u>
Total Revenues	<u>18,045,438.85</u>	<u>1,650,370.20</u>	<u>4,444,066.23</u>
Expenditures			
Current - Education:			
Instruction	10,671,444.81	1,145,613.32	2,767,934.61
Student Support Services	956,555.82	197,826.64	21,880.58
Instructional Media Services	143,300.09	-	-
Instruction and Curriculum Development Services	510,556.69	135,307.51	-
Instructional Staff Training Services	35,372.76	23,487.15	128,000.00
Instruction-Related Technology	76,171.48	-	-
Board	609,763.51	-	-
General Administration	343,409.49	21,127.06	479,920.14
School Administration	1,264,585.99	45,000.00	-
Facilities Acquisition and Construction	-	-	-
Fiscal Services	349,931.80	-	-
Food Services	-	-	-
Central Services	264,670.95	-	22,506.46
Student Transportation Services	810,068.46	-	-
Operation of Plant	1,996,339.98	107.90	88,475.24
Maintenance of Plant	566,393.10	-	354,806.00
Administrative Technology Services	607,751.95	-	-
Fixed Capital Outlay:			
Facilities Acquisition and Construction	2,632.00	-	-
Other Capital Outlay	-	81,900.62	440,708.68
Total Expenditures	<u>19,208,948.88</u>	<u>1,650,370.20</u>	<u>4,304,231.71</u>
Excess (Deficiency) of Revenues Over Expenditures	<u>(1,163,510.03)</u>	<u>-</u>	<u>139,834.52</u>
Other Financing Sources (Uses)			
Transfers In	1,283,284.74	-	-
Transfers Out	(300,000.00)	-	(139,834.52)
Total Other Financing Sources (Uses)	<u>983,284.74</u>	<u>-</u>	<u>(139,834.52)</u>
Net Change in Fund Balances	(180,225.29)	-	-
Fund Balances, Beginning	2,012,756.32	-	-
Fund Balances, Ending	<u>\$ 1,832,531.03</u>	<u>\$ 0.00</u>	<u>\$ 0.00</u>

The accompanying notes to financial statements are an integral part of this statement.

<u>Other Governmental Funds</u>	<u>Total Governmental Funds</u>
\$ -	\$ 809,409.00
953,544.64	7,022,079.38
327,041.10	12,820,406.06
1,473,941.07	5,451,022.42
55,990.38	55,990.38
1,457.09	792,942.32
<u>1,531,388.54</u>	<u>6,299,955.12</u>
<u>2,811,974.28</u>	<u>26,951,849.56</u>
-	14,584,992.74
-	1,176,263.04
-	143,300.09
-	645,864.20
-	186,859.91
-	76,171.48
-	609,763.51
-	844,456.69
-	1,309,585.99
361,673.17	361,673.17
-	349,931.80
1,638,251.29	1,638,251.29
-	287,177.41
-	810,068.46
-	2,084,923.12
-	921,199.10
-	607,751.95
499,070.17	501,702.17
-	522,609.30
<u>2,498,994.63</u>	<u>27,662,545.42</u>
<u>312,979.65</u>	<u>(710,695.86)</u>
519,452.78	1,802,737.52
<u>(1,362,903.00)</u>	<u>(1,802,737.52)</u>
<u>(843,450.22)</u>	-
(530,470.57)	(710,695.86)
692,544.63	2,705,300.95
<u>\$ 162,074.06</u>	<u>\$ 1,994,605.09</u>

**Glades County District School Board
Reconciliation of the Governmental Funds Statement of Revenues, Expenditures,
and Changes in Fund Balances to the Statement of Activities
For the Fiscal Year Ended June 30, 2023**

Net Change in Fund Balances - Governmental Funds \$ (710,695.86)

Amounts reported for governmental activities in the statement of activities are different because:

Capital outlays are reported in the governmental funds as expenditures. However, in the statement of activities, the cost of those assets is allocated over their estimated useful lives as depreciation expense. This is the amount of depreciation expense in excess of capital outlays in the current fiscal year. (237,837.46)

In the statement of activities, the cost of compensated absences is measured by the amounts earned during the year, while in the governmental funds, expenditures are recognized based on the amounts actually paid for compensated absences. This is the net amount of compensated absences earned in excess of the amount paid in the current fiscal year. (24,309.00)

Governmental funds report District OPEB contributions as expenditures. However, in the statement of activities, the cost of OPEB benefits earned net of employee contributions, as determined through an actuarial valuation, is reported as an OPEB expense.

Decrease in Total OPEB Liability	\$	87,568.00	
Decrease in Deferred Outflows of Resources - OPEB		(12,442.00)	
Increase in Deferred Inflows of Resources - OPEB		<u>(98,390.00)</u>	(23,264.00)

Governmental funds report District pension contributions as expenditures. However, in the statement of activities, the cost of pension benefits earned net of employee contributions is reported as a pension expense.

FRS Pension Contribution	\$	1,022,764.00	
HIS Pension Contribution		196,110.00	
FRS Pension Expense		(1,087,635.00)	
HIS Pension Expense		<u>(192,153.00)</u>	(60,914.00)

Certain funds due from other agencies were not available and, therefore, not recognized as revenue in the governmental fund statements in the prior year. However, these funds were recognized as revenue under the full accrual basis of accounting in the statement of activities in the prior year. This is the amount of revenues that became available in the current year. (32,501.86)

Change in Net Position - Governmental Activities \$ (1,089,522.18)

The accompanying notes to financial statements are an integral part of this statement.

**Glades County District School Board
Statement of Fiduciary Net Position – Fiduciary Funds
June 30, 2023**

	Private-Purpose Trust Funds	Custodial Funds
ASSETS		
Cash and Cash Equivalents	<u>\$ 310,219.39</u>	<u>\$ 223,780.00</u>
NET POSITION		
Held in Trust for Scholarships and Other Purposes	310,219.39	-
Restricted for Student Groups	<u>-</u>	<u>223,780.00</u>
TOTAL NET POSITION	<u><u>\$ 310,219.39</u></u>	<u><u>\$ 223,780.00</u></u>

The accompanying notes to financial statements are an integral part of this statement.

**Glades County District School Board
Statement of Changes in Fiduciary Net Position – Fiduciary Funds
For the Fiscal Year Ended June 30, 2023**

	Private-Purpose Trust Funds	Custodial Funds
ADDITIONS		
Student Group Collections	\$ -	\$ 569,895.00
Investment Earnings:		
Interest, Dividends, and Other	1,062.52	-
Total Additions	1,062.52	569,895.00
DEDUCTIONS		
Student Group Disbursements	-	589,691.00
Change in Net Position	1,062.52	(19,796.00)
Net Position - Beginning	309,156.87	243,576.00
Net Position - Ending	\$ 310,219.39	\$ 223,780.00

The accompanying notes to financial statements are an integral part of this statement.

NOTES TO FINANCIAL STATEMENTS

I. SUMMARY OF SIGNIFICANT ACCOUNTING POLICIES

A. Description of Government-Wide Financial Statements

The government-wide financial statements (i.e., the statement of net position and the statement of activities) report information on all of the nonfiduciary activities of the primary government and its component unit. All fiduciary activities are reported only in the fund financial statements. Governmental activities are normally supported by taxes, intergovernmental revenues, and other nonexchange transactions. The primary government is reported separately from the legally separate component unit for which the primary government is financially accountable.

The statement of activities presents a comparison between direct expenses and program revenues for each function or program of the Glades County School District's (District) governmental activities. Direct expenses are those that are specifically associated with a service, program, or department and are thereby clearly identifiable to a particular function. Depreciation expense is not readily associated with a particular function and is reported as unallocated.

B. Reporting Entity

The Glades County District School Board (Board) has direct responsibility for operation, control, and supervision of District schools and is considered a primary government for financial reporting. The District is considered part of the Florida system of public education, operates under the general direction of the Florida Department of Education (FDOE), and is governed by State law and State Board of Education (SBE) rules. The governing body of the District is the Board, which is composed of five elected members. The elected Superintendent of Schools is the executive officer of the Board. Geographic boundaries of the District correspond with those of Glades County.

Criteria for determining if other entities are potential component units that should be reported within the District's basic financial statements are identified and described in the Governmental Accounting Standards Board's (GASB) *Codification of Governmental Accounting and Financial Reporting Standards*, Sections 2100 and 2600. The application of these criteria provides for identification of any legally separate entities for which the Board is financially accountable and other organizations for which the nature and significance of their relationship with the Board are such that exclusion would cause the District's basic financial statements to be misleading.

Based on the application of these criteria, the following component unit is included within the District's reporting entity:

Discretely Presented Component Unit. The component unit columns in the government-wide financial statements include the financial data of the District's other component unit. A separate column is used to emphasize that it is legally separate from the District.

Pemayetv Emahakv, Inc. (Corporation), is a not-for-profit corporation organized pursuant to Chapter 617, Florida Statutes, the Florida Not For Profit Corporation Act, and Section 1002.33, Florida Statutes. The Corporation operates Pemayetv Emahakv Charter "Our Way School" (a K-8 charter school) under a charter approved by its sponsor, the Glades County School Board, and is considered

a component unit of the District because the District is financially accountable for the charter school as the District established the charter school by approval of the charter, which is tantamount to the initial appointment of the charter school, and there is the potential for the charter school to impose specific financial burdens on the District. In addition, pursuant to the Florida Constitution, the charter school is a public school and the District is responsible for the operation, control, and supervision of public schools within the District.

The financial data reported on the accompanying statements was derived from the charter school's audited financial statements for the fiscal year ended June 30, 2023. The audit report is filed in the District's administrative offices at 400 10th Street, Moore Haven, Florida 33471.

C. Basis of Presentation: Government-Wide Financial Statements

While separate government-wide and fund financial statements are presented, they are interrelated. The governmental activities column incorporates data from governmental funds. Separate financial statements are provided for governmental funds and fiduciary funds, even though the latter are excluded from the government-wide financial statements.

The effects of interfund activity have been eliminated from the government-wide financial statements except for interfund services provided and used.

D. Basis of Presentation: Fund Financial Statements

The fund financial statements provide information about the District's funds, including the fiduciary funds. Separate statements for each fund category – governmental and fiduciary – are presented. The emphasis of fund financial statements is on major governmental funds, each displayed in a separate column. All remaining governmental funds are aggregated and reported as nonmajor funds.

The District reports the following major governmental funds:

- General Fund – to account for all financial resources not required to be accounted for in another fund and for certain revenues from the State that are legally restricted to be expended for specific current operating purposes.
- Special Revenue – Other Fund – to account for certain Federal grant program resources.
- Special Revenue – Federal Education Stabilization Fund – to account for certain Federal grant program resources provided as emergency relief to address the impact of COVID-19 on elementary and secondary schools.

Additionally, the District reports the following fiduciary fund types:

- Private-Purpose Trust Funds – to account for resources of the Barbara H. Oehlbeck Scholarship Trust Fund and the Ralph Smith Scholarship Trust Fund.
- Custodial Funds – to account for resources of the school internal funds, which are used to administer moneys collected at several schools in connection with school, student athletic, class, and club activities.

During the course of operations, the District has activity between funds for various purposes. Any residual balances outstanding at fiscal year end are reported as due from/to other funds. While these balances are reported in fund financial statements, certain eliminations are made in the preparation of the government-wide financial statements. Further, certain activity occurs during the year involving

transfers of resources between funds. In fund financial statements, these amounts are reported at gross amounts as transfers in and out. While reported in fund financial statements, certain eliminations are made in the preparation of the government-wide financial statements.

E. Measurement Focus and Basis of Accounting

The accounting and financial reporting treatment is determined by the applicable measurement focus and basis of accounting. Measurement focus indicates the type of resources being measured such as current financial resources or economic resources. The basis of accounting indicates the timing of transactions or events for recognition in the financial statements.

The government-wide financial statements are reported using the economic resources measurement focus and the accrual basis of accounting. Revenues are recognized when earned and expenses are recognized when a liability is incurred, regardless of the timing of the related cash flows. Property taxes are recognized in the year for which they are levied. Revenues from grants, entitlements, and donations are recognized as soon as all eligibility requirements imposed by the provider have been met.

The governmental fund financial statements are reported using the current financial resources measurement focus and the modified accrual basis of accounting. Revenues, except for certain grant revenues, are recognized as soon as they are both measurable and available. Revenues are considered to be available when they are collectible within the current period or soon enough thereafter to pay liabilities of the current period. For this purpose, the District considers revenues to be available if they are collected within 60 days of the end of the current fiscal year. When grant terms provide that the expenditure of resources is the prime factor for determining eligibility for Federal, State, and other grant resources, revenue is recognized at the time the expenditure is made. Entitlements are recorded as revenues when all eligibility requirements are met, including any time requirements, and the amount is received during the period or within the availability period for this revenue source (within 60 days of year end). Expenditures are generally recognized when the related fund liability is incurred, as under accrual accounting. However, debt service expenditures, claims and judgments, pension benefits, other postemployment benefits, and compensated absences, are only recorded when payment is due. General capital asset acquisitions are reported as expenditures in governmental funds. Allocations of cost, such as depreciation, are not recognized in governmental funds.

The fiduciary funds are reported using the economic resources measurement focus and the accrual basis of accounting.

The charter school is accounted for as governmental organizations and follows the same accounting model as the District's governmental activities.

F. Assets, Liabilities, Deferred Outflows/Inflows of Resources, and Net Position/Fund Balance

1. Cash and Cash Equivalents

The District's cash and cash equivalents are considered to be cash on hand and demand deposits.

Cash deposits are held by banks qualified as public depositories under Florida law. All deposits are insured by Federal depository insurance, up to specified limits, or collateralized with securities held in Florida's multiple financial institution collateral pool as required by Chapter 280, Florida Statutes.

2. Inventories

Inventories consist of expendable supplies held for consumption in the course of District operations. Inventories are stated at cost on the last invoice, which approximates the first-in, first-out basis, except that United States Department of Agriculture donated foods are stated at their fair value as determined at the time of donation to the District's food service program by the Florida Department of Agriculture and Consumer Services, Bureau of Food Distribution. The costs of inventories are recorded as expenditures when used rather than purchased.

3. Capital Assets

Expenditures for capital assets acquired or constructed for general District purposes are reported in the governmental fund that financed the acquisition or construction. The capital assets so acquired are reported at cost in the government-wide statement of net position but are not reported in the governmental fund financial statements. Capital assets are defined by the District as those costing more than \$5,000. Such assets are recorded at historical cost or estimated historical cost if purchased or constructed. Donated assets are recorded at acquisition value at the date of donation.

Capital assets of the District are depreciated using the straight-line method over the following estimated useful lives:

<u>Description</u>	<u>Estimated Useful Lives</u>
Improvements Other Than Buildings	7 - 50 years
Buildings and Fixed Equipment	50 years
Furniture, Fixtures, and Equipment	5 - 15 years
Motor Vehicles	5 - 10 years
Audio Visual Materials and Computer Software	5 years

Current year information relative to changes in capital assets is described in a subsequent note.

4. Pensions

In the government-wide statement of net position, liabilities are recognized for the District's proportionate share of each pension plan's net pension liability. For purposes of measuring the net pension liability, deferred outflows of resources and deferred inflows of resources related to pensions, and pension expense, information about the fiduciary net position of the Florida Retirement System (FRS) defined benefit plan and the Health Insurance Subsidy (HIS) defined benefit plan and additions to/deductions from the FRS and the HIS fiduciary net position have been determined on the same basis as they are reported by the FRS and the HIS plans. For this purpose, benefit payments (including refunds of employee contributions) are recognized when due and payable in accordance with benefit terms. Investments are reported at fair value.

The District's retirement plans and related amounts are described in a subsequent note.

5. Long-Term Liabilities

Long-term obligations that will be financed from resources to be received in the future by governmental funds are reported as liabilities in the government-wide statement of net position.

In the governmental fund financial statements, bonds and other long-term obligations are not recognized as liabilities until due.

Changes in long-term liabilities for the current year are reported in a subsequent note.

6. Deferred Outflows/Inflows of Resources

In addition to assets, the statement of net position reports a separate section for deferred outflows of resources. This separate financial statement element, *deferred outflows of resources*, represents a consumption of net assets that applies to future periods and so will not be recognized as an outflow of resources (expense) until then. The District has two items that qualify for reporting in this category. The deferred outflows of resources related to pensions and OPEB are discussed in subsequent notes.

In addition to liabilities, the statement of net position reports a separate section for deferred inflows of resources. This separate financial statement element, *deferred inflows of resources*, represents an acquisition of net assets that applies to future periods and so will not be recognized as an inflow of resources (revenue) until that time. The District has two items that qualify for reporting in this category. The deferred inflows of resources related to pensions and OPEB are discussed in subsequent notes.

7. Net Position Flow Assumption

The District occasionally funds outlays for a particular purpose from both restricted (e.g., restricted bond or grant proceeds) and unrestricted resources. To calculate the amounts to report as restricted net position and unrestricted net position in the government-wide financial statements, a flow assumption must be made about the order in which the resources are considered to be applied. Consequently, it is the District's policy to consider restricted net position to have been depleted before unrestricted net position is applied.

8. Fund Balance Flow Assumptions

The District may fund outlays for a particular purpose from both restricted and unrestricted resources (the total of committed, assigned, and unassigned fund balance). To calculate the amounts to report as restricted, committed, assigned, and unassigned fund balance in the governmental fund financial statements, a flow assumption must be made about the order in which the resources are considered to be applied. It is the District's policy to consider restricted fund balance to have been depleted before using any of the components of unrestricted fund balance. Further, when components of unrestricted fund balance can be used for the same purpose, committed fund balance is depleted first, followed by assigned fund balance. Unassigned fund balance is applied last.

9. Fund Balance Policies

Fund balance of governmental funds is reported in various categories based on the nature of any limitations requiring the use of resources for specific purposes. The District itself can establish limitations on the use of resources through either a commitment (committed fund balance) or an assignment (assigned fund balance).

The committed fund balance classification includes amounts that can be used only for the specific purposes determined by a formal action of the District's highest level of decision-making authority. The Board is the highest level of decision-making authority for the District that can, by adoption of a resolution prior to the end of the fiscal year, commit fund balance. Once adopted, the limitation imposed by the resolution remains in place until a similar action is taken (the adoption of another resolution) to remove or revise the limitation. The District reported no committed fund balances at June 30, 2023.

Amounts in the assigned fund balance classification are intended to be used by the District for specific purposes but do not meet the criteria to be classified as committed. The Board has by resolution authorized the Finance Director to assign fund balance. The Board may also assign fund balance as it does when appropriating fund balance to cover a gap between estimated revenue and appropriations in the subsequent year's appropriated budget. Unlike commitments, assignments generally only exist temporarily. In other words, an additional action does not normally have to be taken for the removal of an assignment. Conversely, as discussed above, an additional action is essential to either remove or revise a commitment. The District reported no assigned fund balances at June 30, 2023.

G. Revenues and Expenditures/Expenses

1. Program Revenues

Amounts reported as program revenues include charges paid by the recipient of the goods or services offered by the program and grants and contributions that are restricted to meeting the operational or capital requirements of a particular program. All taxes, including those dedicated for specific purposes, and other internally dedicated resources are reported as general revenues rather than program revenues. Revenues that are not classified as program revenues are presented as general revenues. The comparison of direct expenses with program revenues identifies the extent to which each governmental function is self-financing or draws from the general revenues of the District.

2. State Revenue Sources

Significant revenues from State sources for current operations include the Florida Education Finance Program administered by the FDOE under the provisions of Section 1011.62, Florida Statutes. In accordance with this law, the District determines and reports the number of full-time equivalent (FTE) students and related data to the FDOE. The FDOE performs certain edit checks on the reported number of FTE and related data and calculates the allocation of funds to the District. The District is permitted to amend its original reporting during specified time periods following the date of the original reporting. The FDOE may also adjust subsequent fiscal period

allocations based upon an audit of the District's compliance in determining and reporting FTE and related data. Normally, such adjustments are treated as reductions or additions of revenue in the fiscal year when the adjustments are made.

The State provides financial assistance to administer certain educational programs. SBE rules require that revenue earmarked for certain programs be expended only for the program for which the money is provided, and require that the money not expended as of the close of the fiscal year be carried forward into the following fiscal year to be expended for the same educational programs. The FDOE generally requires that these educational program revenues be accounted for in the General Fund. A portion of the fund balance of the General Fund is restricted in the governmental fund financial statements for the balance of categorical and earmarked educational program resources.

The District received an allocation from the State under the Educational Facilities Security Grant program. The District is authorized to expend these funds only upon applying for and receiving an encumbrance authorization from the FDOE. Accordingly, the District recognizes the allocation of these funds as unearned revenue until such time as an encumbrance authorization is received.

A schedule of revenue from State sources for the current year is presented in a subsequent note.

3. District Property Taxes

The Board is authorized by State law to levy property taxes for district school operations, capital improvements, and debt service.

Property taxes consist of ad valorem taxes on real and personal property within the District. Property values are determined by the Glades County Property Appraiser, and property taxes are collected by the Glades County Tax Collector.

The Board adopted the 2022 tax levy on September 8, 2022. Tax bills are mailed in October and taxes are payable between November 1 of the year assessed and March 31 of the following year at discounts of up to 4 percent for early payment.

Taxes become a lien on the property on January 1 and are delinquent on April 1 of the year following the year of assessment. State law provides for enforcement of collection of personal property taxes by seizure of the property to satisfy unpaid taxes and for enforcement of collection of real property taxes by the sale of interest-bearing tax certificates to satisfy unpaid taxes. The procedures result in the collection of essentially all taxes prior to June 30 of the year following the year of assessment.

Property tax revenues are recognized in the government-wide financial statements when the Board adopts the tax levy. Property tax revenues are recognized in the governmental fund financial statements when taxes are received by the District, except that revenue is accrued for taxes collected by the Glades County Tax Collector at fiscal year end but not yet remitted to the District.

Millages and taxes levied for the current year are presented in a subsequent note.

4. Federal Revenue Sources

The District receives Federal awards for the enhancement of various educational programs. Federal awards are generally received based on applications submitted to, and approved by, various granting agencies. For Federal awards in which a claim to these grant proceeds is based on incurring eligible expenditures, revenue is recognized to the extent that eligible expenditures have been incurred. The FDOE may require adjustments to subsequent fiscal period expenditures and related revenues based upon an audit of the District's compliance with applicable Federal awards requirements. Normally, such adjustments are treated as reductions of expenditures and related revenues in the fiscal year when the adjustments are made.

5. Compensated Absences

In the government-wide financial statements, compensated absences (i.e., paid absences for employee vacation leave and sick leave) are accrued as liabilities to the extent that it is probable that the benefits will result in termination payments. A liability for these amounts is reported in the governmental fund financial statements only if it has matured, such as for occurrences of employee resignations and retirements. The liability for compensated absences includes salary-related benefits, where applicable.

II. DETAILED NOTES ON ALL ACTIVITIES AND FUNDS

A. Cash Deposits with Financial Institutions

Custodial Credit Risk. In the case of deposits, this is the risk that, in the event of the failure of a depository financial institution, the District will not be able to recover deposits or will not be able to recover collateral securities that are in the possession of an outside party. The District does not have a policy for custodial credit risk. All bank balances of the District are fully insured or collateralized as required by Chapter 280, Florida Statutes.

B. Changes in Capital Assets

Changes in capital assets are presented in the following table:

	<u>Beginning Balance</u>	<u>Additions</u>	<u>Deletions</u>	<u>Ending Balance</u>
GOVERNMENTAL ACTIVITIES				
Capital Assets Not Being Depreciated:				
Land	\$ 813,648.45	\$ 422,141.35	\$ -	\$ 1,235,789.80
Land Improvements	1,753,615.99	-	-	1,753,615.99
Total Capital Assets Not Being Depreciated	<u>2,567,264.44</u>	<u>422,141.35</u>	<u>-</u>	<u>2,989,405.79</u>
Capital Assets Being Depreciated:				
Improvements Other Than Buildings	2,352,919.27	72,654.63	-	2,425,573.90
Buildings and Fixed Equipment	53,620,010.49	-	-	53,620,010.49
Furniture, Fixtures, and Equipment	977,073.14	56,772.37	-	1,033,845.51
Motor Vehicles	2,000,263.92	472,743.12	-	2,473,007.04
Audio Visual Materials and Computer Software	876,308.48	-	-	876,308.48
Total Capital Assets Being Depreciated	<u>59,826,575.30</u>	<u>602,170.12</u>	<u>-</u>	<u>60,428,745.42</u>
Less Accumulated Depreciation for:				
Improvements Other Than Buildings	1,206,282.83	57,575.88	-	1,263,858.71
Buildings and Fixed Equipment	15,910,228.24	1,057,816.11	-	16,968,044.35
Furniture, Fixtures, and Equipment	797,501.37	26,600.40	-	824,101.77
Motor Vehicles	1,624,741.69	120,156.54	-	1,744,898.23
Audio Visual Materials and Computer Software	876,308.48	-	-	876,308.48
Total Accumulated Depreciation	<u>20,415,062.61</u>	<u>1,262,148.93</u>	<u>-</u>	<u>21,677,211.54</u>
Total Capital Assets Being Depreciated, Net	<u>39,411,512.69</u>	<u>(659,978.81)</u>	<u>-</u>	<u>38,751,533.88</u>
Governmental Activities Capital Assets, Net	<u>\$ 41,978,777.13</u>	<u>\$ (237,837.46)</u>	<u>\$ 0.00</u>	<u>\$ 41,740,939.67</u>

The District's capital assets serve multiple functions; accordingly, depreciation expense, which totaled \$1,262,148.93, is reported as unallocated on the statement of activities.

C. Retirement Plans

1. FRS – Defined Benefit Pension Plans

General Information about the FRS

The FRS was created in Chapter 121, Florida Statutes, to provide a defined benefit pension plan for participating public employees. The FRS was amended in 1998 to add the Deferred Retirement Option Program (DROP) under the defined benefit plan and amended in 2000 to provide a defined contribution plan alternative to the defined benefit plan for FRS members effective July 1, 2002. This integrated defined contribution pension plan is the FRS Investment Plan. Chapter 112, Florida Statutes, established the Retiree HIS Program, a cost-sharing multiple-employer defined benefit pension plan, to assist retired members of any State-administered retirement system in paying the costs of health insurance.

Essentially all regular employees of the District are eligible to enroll as members of the State-administered FRS. Provisions relating to the FRS are established by Chapters 121 and 122,

Florida Statutes; Chapter 112, Part IV, Florida Statutes; Chapter 238, Florida Statutes; and FRS Rules, Chapter 60S, Florida Administrative Code; wherein eligibility, contributions, and benefits are defined and described in detail. Such provisions may be amended at any time by further action from the Florida Legislature. The FRS is a single retirement system administered by the Florida Department of Management Services, Division of Retirement, and consists of the two cost-sharing multiple-employer defined benefit plans and other nonintegrated programs. An annual comprehensive financial report of the FRS, which includes its financial statements, required supplementary information, actuarial report, and other relevant information, is available from the Florida Department of Management Services Web site (www.dms.myflorida.com).

The District's FRS and HIS pension expense totaled \$1,279,788 for the fiscal year ended June 30, 2023.

FRS Pension Plan

Plan Description. The FRS Pension Plan (Plan) is a cost-sharing multiple-employer defined benefit pension plan, with a DROP for eligible employees. The general classes of membership are:

- *Regular* – Members of the FRS who do not qualify for membership in the other classes.
- *Elected County Officers* – Members who hold specified elective offices in local government.

Employees enrolled in the Plan prior to July 1, 2011, vest at 6 years of creditable service and employees enrolled in the Plan on or after July 1, 2011, vest at 8 years of creditable service. All vested members, enrolled prior to July 1, 2011, are eligible for normal retirement benefits at age 62 or at any age after 30 years of service. All members enrolled in the Plan on or after July 1, 2011, once vested, are eligible for normal retirement benefits at age 65 or any time after 33 years of creditable service. Employees enrolled in the Plan may include up to 4 years of credit for military service toward creditable service. The Plan also includes an early retirement provision; however, there is a benefit reduction for each year a member retires before his or her normal retirement date. The Plan provides retirement, disability, death benefits, and annual cost-of-living adjustments to eligible participants.

The DROP, subject to provisions of Section 121.091, Florida Statutes, permits employees eligible for normal retirement under the Plan to defer receipt of monthly benefit payments while continuing employment with an FRS participating employer. An employee may participate in DROP for a period not to exceed 60 months after electing to participate, except that certain instructional personnel may participate for up to 96 months. During the period of DROP participation, deferred monthly benefits are held in the FRS Trust Fund and accrue interest. The net pension liability does not include amounts for DROP participants, as these members are considered retired and are not accruing additional pension benefits.

Benefits Provided. Benefits under the Plan are computed on the basis of age and/or years of service, average final compensation, and service credit. Credit for each year of service is expressed as a percentage of the average final compensation. For members initially enrolled before July 1, 2011, the average final compensation is the average of the 5 highest fiscal years' earnings; for members initially enrolled on or after July 1, 2011, the average final compensation is

the average of the 8 highest fiscal years' earnings. The total percentage value of the benefit received is determined by calculating the total value of all service, which is based on the retirement class to which the member belonged when the service credit was earned. Members are eligible for in-line-of-duty or regular disability and survivors' benefits. The following table shows the percentage value for each year of service credit earned:

<u>Class, Initial Enrollment, and Retirement Age/Years of Service</u>	<u>Percent Value</u>
Regular Members Initially Enrolled Before July 1, 2011	
Retirement up to age 62 or up to 30 years of service	1.60
Retirement at age 63 or with 31 years of service	1.63
Retirement at age 64 or with 32 years of service	1.65
Retirement at age 65 or with 33 or more years of service	1.68
Regular Members Initially Enrolled On or After July 1, 2011	
Retirement up to age 65 or up to 33 years of service	1.60
Retirement at age 66 or with 34 years of service	1.63
Retirement at age 67 or with 35 years of service	1.65
Retirement at age 68 or with 36 or more years of service	1.68
Elected County Officers	3.00

As provided in Section 121.101, Florida Statutes, if the member was initially enrolled in the Plan before July 1, 2011, and all service credit was accrued before July 1, 2011, the annual cost-of-living adjustment is 3 percent per year. If the member was initially enrolled before July 1, 2011, and has service credit on or after July 1, 2011, there is an individually calculated cost-of-living adjustment. The annual cost-of-living adjustment is a proportion of 3 percent determined by dividing the sum of the pre-July 2011 service credit by the total service credit at retirement multiplied by 3 percent. Plan members initially enrolled on or after July 1, 2011, will not have a cost-of-living adjustment after retirement.

Contributions. The Florida Legislature establishes contribution rates for participating employers and employees. Contribution rates during the 2022-23 fiscal year were as follows:

<u>Class</u>	<u>Percent of Gross Salary</u>	
	<u>Employee</u>	<u>Employer (1)</u>
FRS, Regular	3.00	11.91
FRS, Elected County Officers	3.00	57.00
DROP – Applicable to Members from All of the Above Classes	0.00	18.60
FRS, Reemployed Retiree	(2)	(2)

- (1) Employer rates include 1.66 percent for the postemployment health insurance subsidy. Also, employer rates, other than for DROP participants, include 0.06 percent for administrative costs of the Investment Plan.
- (2) Contribution rates are dependent upon retirement class in which reemployed.

The District's contributions to the Plan totaled \$1,022,764 for the fiscal year ended June 30, 2023.

Pension Liabilities, Pension Expense, and Deferred Outflows of Resources and Deferred Inflows of Resources Related to Pensions. At June 30, 2023, the District reported a liability of \$7,439,012

for its proportionate share of the Plan’s net pension liability. The net pension liability was measured as of June 30, 2022, and the total pension liability used to calculate the net pension liability was determined by an actuarial valuation as of July 1, 2022. The District’s proportionate share of the net pension liability was based on the District’s 2021-22 fiscal year contributions relative to the total 2021-22 fiscal year contributions of all participating members. At June 30, 2022, the District’s proportionate share was 0.019993026 percent, which was a decrease of 0.000922646 from its proportionate share measured as of June 30, 2021.

For the fiscal year ended June 30, 2023, the District recognized a Plan pension expense of \$1,087,635. In addition, the District reported deferred outflows of resources and deferred inflows of resources related to pensions from the following sources:

<u>Description</u>	<u>Deferred Outflows of Resources</u>	<u>Deferred Inflows of Resources</u>
Differences Between Expected and Actual Experience	\$ 353,310	\$ -
Change of Assumptions	916,145	-
Net Difference Between Projected and Actual Earnings on FRS Pension Plan Investments	491,197	-
Changes in Proportion and Differences Between District FRS Contributions and Proportionate Share of Contributions	414,139	285,150
District FRS Contributions Subsequent to the Measurement Date	1,022,764	-
Total	\$ 3,197,555	\$ 285,150

The deferred outflows of resources related to pensions resulting from District contributions to the Plan subsequent to the measurement date, totaling \$1,022,764, will be recognized as a reduction of the net pension liability in the fiscal year ending June 30, 2024. Other amounts reported as deferred outflows of resources and deferred inflows of resources related to pensions will be recognized in pension expense as follows:

<u>Fiscal Year Ending June 30</u>	<u>Amount</u>
2024	\$ 473,779
2025	203,367
2026	(107,594)
2027	1,276,206
2028	43,883
Total	\$ 1,889,641

Actuarial Assumptions. The total pension liability in the July 1, 2022, actuarial valuation was determined using the following actuarial assumptions, applied to all periods included in the measurement:

Inflation	2.40 percent
Salary Increases	3.25 percent, average, including inflation
Investment Rate of Return	6.70 percent, net of pension plan investment expense, including inflation

Mortality rates were based on the PUB-2010 base table, projected generationally with Scale MP-2018.

The actuarial assumptions used in the July 1, 2022, valuation were based on the results of an actuarial experience study for the period July 1, 2013, through June 30, 2018.

The long-term expected rate of return on pension plan investments was not based on historical returns, but instead is based on a forward-looking capital market economic model. The allocation policy's description of each asset class was used to map the target allocation to the asset classes shown below. Each asset class assumption is based on a consistent set of underlying assumptions and includes an adjustment for the inflation assumption. The target allocation and best estimates of arithmetic and geometric real rates of return for each major asset class are summarized in the following table:

<u>Asset Class</u>	<u>Target Allocation (1)</u>	<u>Annual Arithmetic Return</u>	<u>Compound Annual (Geometric) Return</u>	<u>Standard Deviation</u>
Cash	1.0%	2.6%	2.6%	1.1%
Fixed Income	19.8%	4.4%	4.4%	3.2%
Global Equity	54.0%	8.8%	7.3%	17.8%
Real Estate	10.3%	7.4%	6.3%	15.7%
Private Equity	11.1%	12.0%	8.9%	26.3%
Strategic Investments	3.8%	6.2%	5.9%	7.8%
Total	<u>100%</u>			
Assumed inflation - Mean			2.4%	1.3%

(1) As outlined in the Plan's investment policy.

Discount Rate. The discount rate used to measure the total pension liability was 6.7 percent. The Plan's fiduciary net position was projected to be available to make all projected future benefit payments of current active and inactive employees. Therefore, the discount rate for calculating the total pension liability is equal to the long-term expected rate of return. The discount rate changed from 6.8 percent to 6.7 percent.

Sensitivity of the District's Proportionate Share of the Net Pension Liability to Changes in the Discount Rate. The following presents the District's proportionate share of the net pension liability calculated using the discount rate of 6.7 percent, as well as what the District's proportionate share of the net pension liability would be if it were calculated using a discount rate that is 1 percentage point lower (5.7 percent) or 1 percentage point higher (7.7 percent) than the current rate:

	<u>1% Decrease (5.7%)</u>	<u>Current Discount Rate (6.7%)</u>	<u>1% Increase (7.7%)</u>
District's Proportionate Share of the Net Pension Liability	\$ 12,865,260	\$ 7,439,012	\$ 2,902,023

Pension Plan Fiduciary Net Position. Detailed information about the Plan's fiduciary net position is available in the separately issued FRS Pension Plan and Other State Administered Systems Annual Comprehensive Financial Report.

HIS Pension Plan

Plan Description. The HIS Pension Plan (HIS Plan) is a cost-sharing multiple-employer defined benefit pension plan established under Section 112.363, Florida Statutes, and may be amended by the Florida Legislature at any time. The benefit is a monthly payment to assist retirees of State-administered retirement systems in paying their health insurance costs and is administered by the Florida Department of Management Services, Division of Retirement.

Benefits Provided. For the fiscal year ended June 30, 2023, eligible retirees and beneficiaries received a monthly HIS payment of \$5 for each year of creditable service completed at the time of retirement, with a minimum HIS payment of \$30 and a maximum HIS payment of \$150 per month, pursuant to Section 112.363, Florida Statutes. To be eligible to receive a HIS Plan benefit, a retiree under a State-administered retirement system must provide proof of health insurance coverage, which may include Federal Medicare.

Contributions. The HIS Plan is funded by required contributions from FRS participating employers as set by the Florida Legislature. Employer contributions are a percentage of gross compensation for all active FRS members. For the fiscal year ended June 30, 2023, the contribution rate was 1.66 percent of payroll pursuant to Section 112.363, Florida Statutes. The District contributed 100 percent of its statutorily required contributions for the current and preceding 3 years. HIS Plan contributions are deposited in a separate trust fund from which payments are authorized. HIS Plan benefits are not guaranteed and are subject to annual legislative appropriation. In the event the legislative appropriation or available funds fail to provide full subsidy benefits to all participants, benefits may be reduced or canceled.

The District's contributions to the HIS Plan totaled \$196,110 for the fiscal year ended June 30, 2023.

Pension Liabilities, Pension Expense, and Deferred Outflows of Resources and Deferred Inflows of Resources Related to Pensions. At June 30, 2023, the District reported a net pension liability of \$2,786,999 for its proportionate share of the HIS Plan's net pension liability. The current portion of the net pension liability is the District's proportionate share of benefit payments expected to be paid within 1 year, net of the District's proportionate share of the HIS Plan's fiduciary net position available to pay that amount. The net pension liability was measured as of June 30, 2022, and the total pension liability used to calculate the net pension liability was determined by an actuarial valuation as of July 1, 2022. The District's proportionate share of the net pension liability was based on the District's 2021-22 fiscal year contributions relative to the total 2021-22 fiscal year

contributions of all participating members. At June 30, 2022, the District's proportionate share was 0.026313306 percent, which was a decrease of 0.000813793 from its proportionate share measured as of June 30, 2021.

For the fiscal year ended June 30, 2023, the District recognized the HIS Plan pension expense of \$192,153. In addition, the District reported deferred outflows of resources and deferred inflows of resources related to pensions from the following sources:

<u>Description</u>	<u>Deferred Outflows of Resources</u>	<u>Deferred Inflows of Resources</u>
Differences Between Expected and Actual Experience	\$ 84,592	\$ 12,263
Change of Assumptions	159,753	431,147
Net Difference Between Projected and Actual Earnings on HIS Pension Plan Investments	4,035	-
Changes in Proportion and Differences Between District HIS Contributions and Proportionate Share of Contributions	167,573	78,208
District HIS Contributions Subsequent to the Measurement Date	196,110	-
Total	\$ 612,063	\$ 521,618

The deferred outflows of resources related to pensions resulting from District contributions to the HIS Plan subsequent to the measurement date, totaling \$196,110, will be recognized as a reduction of the net pension liability in the fiscal year ending June 30, 2024. Other amounts reported as deferred outflows of resources and deferred inflows of resources related to pensions will be recognized in pension expense as follows:

<u>Fiscal Year Ending June 30</u>	<u>Amount</u>
2024	\$ (10,025)
2025	5,054
2026	11,564
2027	(14,675)
2028	(64,825)
Thereafter	(32,758)
Total	\$ (105,665)

Actuarial Assumptions. The total pension liability in the July 1, 2022, actuarial valuation was determined using the following actuarial assumptions, applied to all periods included in the measurement:

Inflation	2.40 percent
Salary Increases	3.25 percent, average, including inflation
Municipal Bond Rate	3.54 percent

Mortality rates were based on the PUB-2010 base table, projected generationally with Scale MP-2018.

While an experience study had not been completed for the HIS Plan, the actuarial assumptions that determined the total pension liability for the HIS Plan were based on certain results of the most recent experience study for the FRS Plan.

Discount Rate. The discount rate used to measure the total pension liability was 3.54 percent. In general, the discount rate for calculating the total pension liability is equal to the single rate equivalent to discounting at the long-term expected rate of return for benefit payments prior to the projected depletion date. Because the HIS benefit is essentially funded on a pay-as-you-go basis, the depletion date is considered to be immediate, and the single equivalent discount rate is equal to the municipal bond rate selected by the HIS Plan sponsor. The Bond Buyer General Obligation 20-Bond Municipal Bond Index was adopted as the applicable municipal bond index. The discount rate changed from 2.16 percent to 3.54 percent.

Sensitivity of the District's Proportionate Share of the Net Pension Liability to Changes in the Discount Rate. The following presents the District's proportionate share of the net pension liability calculated using the discount rate of 3.54 percent, as well as what the District's proportionate share of the net pension liability would be if it were calculated using a discount rate that is 1 percentage point lower (2.54 percent) or 1 percentage point higher (4.54 percent) than the current rate:

	1% Decrease (2.54%)	Current Discount Rate (3.54%)	1% Increase (4.54%)
District's Proportionate Share of the Net Pension Liability	\$ 3,188,556	\$ 2,786,999	\$ 2,454,719

Pension Plan Fiduciary Net Position. Detailed information about the HIS Plan's fiduciary net position is available in the separately issued FRS Pension Plan and Other State Administered Systems Annual Comprehensive Financial Report.

2. FRS – Defined Contribution Pension Plan

The SBA administers the defined contribution plan officially titled the FRS Investment Plan (Investment Plan). The Investment Plan is reported in the SBA's annual financial statements and in the State's Annual Comprehensive Financial Report.

As provided in Section 121.4501, Florida Statutes, eligible FRS members may elect to participate in the Investment Plan in lieu of the FRS defined benefit plan. District employees participating in DROP are not eligible to participate in the Investment Plan. Employer and employee contributions, including amounts contributed to individual member's accounts, are defined by law, but the ultimate benefit depends in part on the performance of investment funds. Retirement benefits are based upon the value of the member's account upon retirement. Benefit terms, including contribution requirements, for the Investment Plan are established and may be amended by the Florida Legislature. The Investment Plan is funded with the same employer and employee contribution rates that are based on salary and membership class (Regular, Elected County Officers, etc.), as the FRS defined benefit plan. Contributions are directed to individual member accounts and the individual members allocate contributions and account balances among various

approved investment choices. Costs of administering the Investment Plan, including the FRS Financial Guidance Program, are funded through an employer contribution of 0.06 percent of payroll and by forfeited benefits of Investment Plan members. Allocations to the Investment Plan member accounts during the 2022-23 fiscal year were as follows:

<u>Class</u>	<u>Percent of Gross Compensation</u>
FRS, Regular	9.30
FRS, Elected County Officers	14.34

For all membership classes, employees are immediately vested in their own contributions and are vested after 1 year of service for employer contributions and investment earnings, regardless of membership class. If an accumulated benefit obligation for service credit originally earned under the FRS Pension Plan is transferred to the Investment Plan, the member must have the years of service required for FRS Pension Plan vesting (including the service credit represented by the transferred funds) to be vested for these funds and the earnings on the funds. Nonvested employer contributions are placed in a suspense account for up to 5 years. If the employee returns to FRS-covered employment within the 5-year period, the employee will regain control over their account. If the employee does not return within the 5-year period, the employee will forfeit the accumulated account balance. For the fiscal year ended June 30, 2023, the information for the amount of forfeitures was unavailable from the SBA; however, management believes that these amounts, if any, would be immaterial to the District.

After termination and applying to receive benefits, the member may rollover vested funds to another qualified plan, structure a periodic payment under the Investment Plan, receive a lump-sum distribution, leave the funds invested for future distribution, or any combination of these options. Disability coverage is provided in which the member may either transfer the account balance to the FRS Pension Plan when approved for disability retirement to receive guaranteed lifetime monthly benefits under the FRS Pension Plan or remain in the Investment Plan and rely upon that account balance for retirement income.

The District's Investment Plan pension expense totaled \$458,690 for the fiscal year ended June 30, 2023.

D. Other Postemployment Benefit Obligations

Plan Description. The Other Postemployment Benefits Plan (OPEB Plan) is a single-employer defined benefit plan administered by the District that provides OPEB for all employees who satisfy the District's retirement eligibility provisions. Pursuant to Section 112.0801, Florida Statutes, former employees who retire from the District are eligible to participate in the District's health and hospitalization plan for medical and prescription drug coverage. Retirees and their eligible dependents shall be offered the same health and hospitalization insurance coverage as is offered to active employees at a premium cost of no more than the premium cost applicable to active employees. The District subsidizes the premium rates paid by retirees by allowing them to participate in the OPEB Plan at reduced or blended group (implicitly subsidized) premium rates for both active and retired employees. These rates provide an implicit subsidy for retirees because retiree healthcare costs are generally greater than active

employee healthcare costs. The OPEB Plan contribution requirements and benefit terms of the District and the OPEB Plan members are established and may be amended through action from the Board and the Insurance Committee. No assets are accumulated in a trust that meet the criteria in paragraph 4 of GASB Statement No. 75.

Benefits Provided. The OPEB Plan provides healthcare and prescription drug benefits for retirees and their dependents. The OPEB Plan only provides an implicit subsidy as described above.

Employees Covered by Benefit Terms. At June 30, 2023, the following employees were covered by the benefit terms:

Inactive Employees or Beneficiaries Currently Receiving Benefits	2
Active Employees	<u>218</u>
Total	<u><u>220</u></u>

Total OPEB Liability. The District's total OPEB liability of \$411,607 was measured as of June 30, 2023, and was determined by an actuarial valuation as of January 1, 2022.

Actuarial Assumptions and Other Inputs. The total OPEB liability was determined using the following actuarial assumptions and other inputs, applied to all periods included in the measurement, unless otherwise specified:

Salary Increases	3 percent
Discount Rate	4.13 percent
Healthcare Cost Trend Rates	7.5 percent increase for the 2023 fiscal year, decreasing linearly by 0.5 percent to an ultimate trend rate of 4.5 percent.
Aging Factors	Based on actual ages of enrolled participants.
Marriage	20 percent would elect husband/wife coverage upon retirement with husbands assumed to be 3 years older than wives. For current retirees, actual spousal information and coverage was used.

The discount rate used to measure the total OPEB liability is 4.13 percent. Because the plan is unfunded, the plan's projected benefits are discounted back using rates equivalent to Aa 20-year municipal bonds. The S&P Municipal Bond 20 Year Rate Index was used to approximate those yields as of June 30, 2023.

Mortality rates were based on the Pub-2010 Teachers Headcount-weighted Table with fully generational scale MP-2021.

Changes in the Total OPEB Liability.

	<u>Amount</u>
Balance at June 30, 2022	\$ 499,175
Changes for the year:	
Service Cost	46,371
Interest	17,671
Differences Between Expected and Actual Experience	(144,131)
Changes of Assumptions or Other Inputs	<u>(7,479)</u>
Net Changes	<u>(87,568)</u>
Balance at June 30, 2023	<u>\$ 411,607</u>

The changes of assumptions or other inputs was based on the following:

- The discount rate changed from 3.54 percent as of the beginning of the measurement period to 4.13 percent as of June 30, 2023.
- The source for the discount rate was changed from the GO Bond Buyer index to the S&P Municipal Bond 20 Year Rate Index.
- The healthcare cost trend assumption was revised.

Sensitivity of the Total OPEB Liability to Changes in the Discount Rate. The following table presents the total OPEB liability of the District, as well as what the District's total OPEB liability would be if it were calculated using a discount rate that is 1 percentage point lower (3.13 percent) or 1 percentage point higher (5.13 percent) than the current rate:

	<u>1% Decrease (3.13%)</u>	<u>Current Discount Rate (4.13%)</u>	<u>1% Increase (5.13%)</u>
Total OPEB Liability	\$ 454,764	\$ 411,607	\$ 372,576

Sensitivity of the Total OPEB Liability to Changes in the Healthcare Cost Trend Rates. The following table presents the total OPEB liability of the District, as well as what the District's total OPEB liability would be if it were calculated using healthcare cost trend rates that are 1 percentage point lower (6.5 percent decreasing to 3.5 percent) or 1 percentage point higher (8.5 percent decreasing to 5.5 percent) than the current healthcare cost trend rates:

	<u>1% Decrease</u>	<u>Current Healthcare Cost Trend Rates</u>	<u>1% Increase</u>
Total OPEB Liability	\$ 358,123	\$ 411,607	\$ 476,540

OPEB Expense and Deferred Outflows of Resources and Deferred Inflows of Resources Related to OPEB. For the fiscal year ended June 30, 2023, the District recognized OPEB expense of \$23,264. At June 30, 2023, the District reported deferred outflows of resources and deferred inflows of resources related to OPEB from the following sources:

<u>Description</u>	<u>Deferred Outflows of Resources</u>	<u>Deferred Inflows of Resources</u>
Differences Between Expected and Actual Experience	\$ 6,471	\$ 238,231
Changes of Assumptions or Other Inputs	<u>28,725</u>	<u>59,124</u>
Total	<u>\$ 35,196</u>	<u>\$ 297,355</u>

Amounts reported as deferred outflows of resources and deferred inflows of resources related to OPEB will be recognized in OPEB expense as follows:

<u>Fiscal Year Ending June 30</u>	<u>Amount</u>
2024	\$ (40,778)
2025	(40,778)
2026	(44,497)
2027	(51,774)
2028	(39,000)
Thereafter	<u>(45,332)</u>
Total	<u>\$ (262,159)</u>

E. Risk Management Programs

The District is exposed to various risks of loss related to torts; theft of, damage to, and destruction of assets; errors and omissions; injuries to employees; and natural disasters. The District is a member of the South Central Educational Risk Management Program (SCERMP), a consortium under which seven district school boards have established a public entity risk sharing-pool for property protection, general liability, automobile liability, workers' compensation, government crime, and other coverage deemed necessary by the members of the SCERMP. Section 1001.42(12)(k), Florida Statutes, provides the authority for the District to enter into such a risk management program. The inter-local agreement and bylaws of the SCERMP provide that risk of loss is transferred to the consortium. The SCERMP is self-sustaining through member assessments (premiums) and purchases insurance coverage through commercial companies for claims in excess of specified amounts. Member school boards are also subject to supplemental contributions in the event of a deficiency, except to the extent that the deficiency results from a specific claim against a member school board in excess of the coverage available, then such deficiency is solely the responsibility of that member school board.

The Board of Directors for SCERMP is composed of superintendents, finance directors, or authorized representatives of all participating districts. Relation Insurance Services serves as the third-party administrator, insurance broker, and fiscal agent for SCERMP.

Property damage coverage is managed by SCERMP by purchase of excess property coverage through commercial insurance carriers for property loss claims in excess of \$100,000 (except named windstorm and flood). The named windstorm and hurricane deductible is 3 percent of replacement cost value with a minimum of \$100,000 per occurrence and a maximum of \$25 million per occurrence. The deductible for all other windstorm and hail events is \$100,000. Special hazard flood area deductibles are \$500,000 per building and \$500,000 contents plus \$100,000 time element per

occurrence. The flood deductible outside a special flood hazard area is \$100,000. The SCERPMP's purchased excess property loss limit during the 2022-23 fiscal year was \$100 million.

Workers' compensation claims are limited based on a per claim self-insured retention. The self-insured retention for the 2022-23 fiscal year was \$1 million. The SCERPMP purchases excess liability coverage through commercial insurance carrier, which covers workers' compensation losses in excess of the self-insured retention. Employers liability is included subject to \$2 million per occurrence.

The District is protected by Section 768.28, Florida Statutes, under the Doctrine of Sovereign Immunity, as it is now written, as it may be amended by the Legislature in the future, which effectively limits the amount of the liability of governmental entities for State tort claims to \$200,000 per claim and \$300,000 per occurrence.

Health and hospitalization coverage is being provided by purchased commercial insurance on a guaranteed cost basis with rates established prior to renewal each year by the District's insurer based on the benefits and features selected by the District. Life insurance is purchased by the District for eligible employees.

Settled claims resulting from these risks have not exceeded commercial coverage in any of the past 3 fiscal years.

F. Long-Term Liabilities

1. Changes in Long-Term Liabilities

The following is a summary of changes in long-term liabilities:

<u>Description</u>	<u>Beginning Balance</u>	<u>Additions</u>	<u>Deductions</u>	<u>Ending Balance</u>	<u>Due In One Year</u>
GOVERNMENTAL ACTIVITIES					
Compensated Absences Payable	\$ 692,749.00	\$ 59,376.00	\$ 35,067.00	\$ 717,058.00	\$ 36,297.00
Net Pension Liability	4,907,488.00	8,865,814.00	3,547,291.00	10,226,011.00	-
Total OPEB Liability	499,175.00	64,042.00	151,610.00	411,607.00	43,157.00
Total Governmental Activities	\$ 6,099,412.00	\$ 8,989,232.00	\$ 3,733,968.00	\$ 11,354,676.00	\$ 79,454.00

For the governmental activities, compensated absences, pensions, and other postemployment benefits are generally liquidated with resources of the General Fund.

G. Fund Balance Reporting

In addition to committed and assigned fund balance categories discussed in Note I.F.9., fund balances may be classified as follows:

- **Nonspendable Fund Balance.** Nonspendable fund balance is the net current financial resources that cannot be spent because they are either not in spendable form or are legally or contractually required to be maintained intact. Generally, not in spendable form means that an item is not expected to be converted to cash.
- **Restricted Fund Balance.** Restricted fund balance is the portion of fund balance on which constraints have been placed by creditors, grantors, contributors, laws or regulations of other

governments, constitutional provisions, or enabling legislation. Restricted fund balance places the most binding level of constraint on the use of fund balance.

- **Unassigned Fund Balance.** The unassigned fund balance is the portion of fund balance that is the residual classification for the General Fund. This balance represents amounts that have not been assigned to other funds and that have not been restricted, committed, or assigned for specific purposes.

H. Interfund Receivables and Payables

The following is a summary of interfund receivables and payables reported in the fund financial statements:

<u>Funds</u>	<u>Interfund</u>	
	<u>Receivables</u>	<u>Payables</u>
Major:		
General	\$ 2,514,842.88	\$ -
Special Revenue:		
Other	-	483,809.55
Federal Education Stabilization	-	2,047,339.83
Nonmajor Governmental	16,306.50	-
Total	\$ 2,531,149.38	\$ 2,531,149.38

The interfund receivables and payables represent temporary loans between funds to cover expenditures incurred prior to reimbursement from outside parties. All balances are expected to be repaid within 1 year.

I. Revenues

1. Schedule of State Revenue Sources

The following is a schedule of the District's State revenue sources for the 2022-23 fiscal year:

<u>Source</u>	<u>Amount</u>
Florida Education Finance Program	\$ 10,074,759.00
Categorical Educational Program - Class Size Reduction	1,727,910.00
Sales Tax Distribution	223,250.00
Charter School Capital Outlay	193,903.00
Voluntary Prekindergarten Program	147,027.61
Workforce Development Program	81,074.00
Motor Vehicle License Tax (Capital Outlay and Debt Service)	63,028.77
Food Service Supplement	17,250.00
Miscellaneous	292,203.68
Total	\$ 12,820,406.06

Accounting policies relating to certain State revenue sources are described in Note I.G.2.

2. Property Taxes

The following is a summary of millages and taxes levied on the 2022 tax roll for the 2022-23 fiscal year:

General Fund	Millages	Taxes Levied
Nonvoted School Tax:		
Required Local Effort	3.258	\$ 3,384,225
Basic Discretionary Local Effort	0.748	776,980
Capital Projects - Local Capital Improvement Fund		
Nonvoted Tax:		
Local Capital Improvements	1.500	1,558,115
Total	5.506	\$ 5,719,320

J. Interfund Transfers

The following is a summary of interfund transfers reported in the fund financial statements:

Funds	Interfund	
	Transfers In	Transfers Out
Major:		
General	\$ 1,283,284.74	\$ 300,000.00
Special Revenue:		
Federal Education Stabilization	-	139,834.52
Nonmajor Governmental	519,452.78	1,362,903.00
Total	\$ 1,802,737.52	\$ 1,802,737.52

The purpose of the transfers was primarily to reimburse the General Fund for allowable expenditures, such as charter school capital outlay and maintenance and repair costs.

THIS PAGE INTENTIONALLY LEFT BLANK

OTHER REQUIRED SUPPLEMENTARY INFORMATION

Budgetary Comparison Schedule General and Major Special Revenue Funds For the Fiscal Year Ended June 30, 2023

	General Fund			Variance with Final Budget - Positive (Negative)
	Original Budget	Final Budget	Actual	
Revenues				
Intergovernmental:				
Federal Direct	\$ 600,000.00	\$ 751,298.00	\$ 751,298.00	\$ -
Federal Through State and Local State	75,000.00	32,209.31	32,209.31	-
	11,386,529.00	12,493,364.96	12,493,364.96	-
Local:				
Property Taxes	4,034,502.00	3,977,081.35	3,977,081.35	-
Miscellaneous	55,000.00	441,485.23	791,485.23	350,000.00
Total Local Revenues	<u>4,089,502.00</u>	<u>4,418,566.58</u>	<u>4,768,566.58</u>	<u>350,000.00</u>
Total Revenues	<u>16,151,031.00</u>	<u>17,695,438.85</u>	<u>18,045,438.85</u>	<u>350,000.00</u>
Expenditures				
Current - Education:				
Instruction	10,150,000.00	11,366,814.20	10,671,444.81	695,369.39
Student Support Services	641,000.00	956,555.82	956,555.82	-
Instructional Media Services	215,500.00	143,300.09	143,300.09	-
Instruction and Curriculum Development Services	593,800.00	510,556.69	510,556.69	-
Instructional Staff Training Services	132,100.00	35,372.76	35,372.76	-
Instruction-Related Technology	53,850.00	76,171.48	76,171.48	-
Board	426,935.00	609,763.51	609,763.51	-
General Administration	316,590.80	343,409.49	343,409.49	-
School Administration	1,202,800.00	1,264,585.99	1,264,585.99	-
Fiscal Services	319,500.00	349,931.80	349,931.80	-
Central Services	222,500.00	264,670.95	264,670.95	-
Student Transportation Services	721,200.00	810,068.46	810,068.46	-
Operation of Plant	1,613,000.00	1,996,339.98	1,996,339.98	-
Maintenance of Plant	525,000.00	566,393.10	566,393.10	-
Administrative Technology Services	302,000.00	607,751.95	607,751.95	-
Fixed Capital Outlay:				
Facilities Acquisition and Construction	-	2,632.00	2,632.00	-
Other Capital Outlay	-	-	-	-
Total Expenditures	<u>17,435,775.80</u>	<u>19,904,318.27</u>	<u>19,208,948.88</u>	<u>695,369.39</u>
Excess (Deficiency) of Revenues Over Expenditures	<u>(1,284,744.80)</u>	<u>(2,208,879.42)</u>	<u>(1,163,510.03)</u>	<u>1,045,369.39</u>
Other Financing Sources (Uses)				
Transfers In	1,100,000.00	1,633,284.74	1,283,284.74	(350,000.00)
Transfers Out	-	(300,000.00)	(300,000.00)	-
Total Other Financing Sources (Uses)	<u>1,100,000.00</u>	<u>1,333,284.74</u>	<u>983,284.74</u>	<u>(350,000.00)</u>
Net Change in Fund Balances	(184,744.80)	(875,594.68)	(180,225.29)	695,369.39
Fund Balances, Beginning	2,187,571.80	2,012,756.32	2,012,756.32	-
Fund Balances, Ending	<u>\$ 2,002,827.00</u>	<u>\$ 1,137,161.64</u>	<u>\$ 1,832,531.03</u>	<u>\$ 695,369.39</u>

Special Revenue - Other Fund				Special Revenue - Federal Education Stabilization Fund			
Original Budget	Final Budget	Actual	Variance with Final Budget - Positive (Negative)	Original Budget	Final Budget	Actual	Variance with Final Budget - Positive (Negative)
\$ -	\$ 58,111.00	\$ 58,111.00	\$ -	\$ -	\$ -	\$ -	\$ -
456,793.01	1,592,259.20	1,592,259.20	-	4,459,309.78	4,444,066.23	4,444,066.23	-
-	-	-	-	-	-	-	-
-	-	-	-	-	-	-	-
-	-	-	-	-	-	-	-
456,793.01	1,650,370.20	1,650,370.20	-	4,459,309.78	4,444,066.23	4,444,066.23	-
138,753.36	1,145,613.32	1,145,613.32	-	4,047,513.78	2,767,934.61	2,767,934.61	-
80,272.38	197,826.64	197,826.64	-	-	21,880.58	21,880.58	-
-	-	-	-	-	-	-	-
175,616.59	135,307.51	135,307.51	-	-	-	-	-
31,144.35	23,487.15	23,487.15	-	-	128,000.00	128,000.00	-
-	-	-	-	-	-	-	-
-	-	-	-	-	-	-	-
30,705.36	21,127.06	21,127.06	-	-	479,920.14	479,920.14	-
-	45,000.00	45,000.00	-	-	-	-	-
-	-	-	-	-	-	-	-
300.97	-	-	-	-	22,506.46	22,506.46	-
-	-	-	-	-	-	-	-
-	107.90	107.90	-	-	88,475.24	88,475.24	-
-	-	-	-	-	354,806.00	354,806.00	-
-	-	-	-	-	-	-	-
-	-	-	-	-	-	-	-
-	81,900.62	81,900.62	-	-	440,708.68	440,708.68	-
456,793.01	1,650,370.20	1,650,370.20	-	4,047,513.78	4,304,231.71	4,304,231.71	-
-	-	-	-	411,796.00	139,834.52	139,834.52	-
-	-	-	-	-	-	-	-
-	-	-	-	(411,796.00)	(139,834.52)	(139,834.52)	-
-	-	-	-	(411,796.00)	(139,834.52)	(139,834.52)	-
-	-	-	-	-	-	-	-
-	-	-	-	-	-	-	-
\$ 0.00	\$ 0.00	\$ 0.00	\$ 0.00	\$ 0.00	\$ 0.00	\$ 0.00	\$ 0.00

**Schedule of Changes in the District's
Total OPEB Liability and Related Ratios**

	<u>2023</u>	<u>2022</u>	<u>2021</u>	<u>2020</u>	<u>2019</u>	<u>2018</u>
Total OPEB Liability						
Service Cost	\$ 46,371	\$ 54,593	\$ 66,492	\$ 53,651	\$ 33,208	\$ 31,971
Interest	17,671	10,920	13,484	17,014	15,627	13,854
Differences Between Expected and Actual Experience	(144,131)	-	(187,027)	-	21,181	-
Changes of Assumptions or Other Inputs	(7,479)	(71,874)	2,446	53,358	12,300	-
Net Change in Total OPEB Liability	<u>(87,568)</u>	<u>(6,361)</u>	<u>(104,605)</u>	<u>124,023</u>	<u>82,316</u>	<u>45,825</u>
Total OPEB Liability - Beginning	<u>499,175</u>	<u>505,536</u>	<u>610,141</u>	<u>486,118</u>	<u>403,802</u>	<u>357,977</u>
Total OPEB Liability - Ending	<u>\$ 411,607</u>	<u>\$ 499,175</u>	<u>\$ 505,536</u>	<u>\$ 610,141</u>	<u>\$ 486,118</u>	<u>\$ 403,802</u>
Covered-Employee Payroll	\$ 11,833,911	\$ 5,638,550	\$ 5,638,550	\$ 6,236,853	\$ 6,055,197	\$ 5,713,983
Total OPEB Liability as a Percentage of Covered-Employee Payroll	3.48%	8.85%	8.97%	9.78%	8.03%	7.07%

**Schedule of the District's Proportionate Share
of the Net Pension Liability –
Florida Retirement System Pension Plan (1)**

Fiscal Year Ending June 30	District's Proportion of the FRS Net Pension Liability	District's Proportionate Share of the FRS Net Pension Liability	District's Covered Payroll	District's Proportionate Share of the FRS Net Pension Liability as a Percentage of its Covered Payroll	FRS Plan Fiduciary Net Position as a Percentage of the Total Pension Liability
2013	0.018107470%	\$ 3,117,101	\$ 6,617,234	47.11%	88.54%
2014	0.018952034%	1,156,352	6,669,524	17.34%	96.09%
2015	0.019841881%	2,562,845	6,995,309	36.64%	92.00%
2016	0.018889945%	4,769,726	7,418,439	64.30%	84.88%
2017	0.019123594%	5,656,631	7,772,196	72.78%	83.89%
2018	0.019304948%	5,814,751	8,133,933	71.49%	84.26%
2019	0.019684556%	6,779,087	8,637,335	78.49%	82.61%
2020	0.019061840%	8,261,682	8,991,718	91.88%	78.85%
2021	0.020915672%	1,579,941	9,608,717	16.44%	96.40%
2022	0.019993026%	7,439,012	9,618,516	77.34%	82.89%

(1) The amounts presented for each fiscal year were determined as of June 30.

**Schedule of District Contributions –
Florida Retirement System Pension Plan (1)**

Fiscal Year Ending June 30	Contractually Required FRS Contribution	FRS Contributions in Relation to the Contractually Required Contribution	FRS Contribution Deficiency (Excess)	District's Covered Payroll	FRS Contributions as a Percentage of Covered Payroll
2014	\$ 415,130	\$ (415,130)	\$ -	\$ 6,669,524	6.22%
2015	483,762	(483,762)	-	6,995,309	6.92%
2016	460,661	(460,661)	-	7,418,439	6.21%
2017	497,834	(497,834)	-	7,772,196	6.41%
2018	550,176	(550,176)	-	8,133,933	6.76%
2019	610,363	(610,363)	-	8,637,335	7.07%
2020	633,340	(633,340)	-	8,991,718	7.04%
2021	796,797	(796,797)	-	9,608,717	8.29%
2022	853,139	(853,139)	-	9,618,516	8.87%
2023	1,022,764	(1,022,764)	-	11,833,911	8.64%

(1) The amounts presented for each fiscal year were determined as of June 30.

**Schedule of the District's Proportionate Share
of the Net Pension Liability –
Health Insurance Subsidy Pension Plan (1)**

Fiscal Year Ending June 30	District's Proportion of the HIS Net Pension Liability	District's Proportionate Share of the HIS Net Pension Liability	District's Covered Payroll	District's Proportionate Share of the HIS Net Pension Liability as a Percentage of its Covered Payroll	HIS Plan Fiduciary Net Position as a Percentage of the Total Pension Liability
2013	0.022773496%	\$ 1,982,732	\$ 6,617,234	29.96%	1.78%
2014	0.022440877%	2,098,276	6,669,524	31.46%	0.99%
2015	0.023030059%	2,348,707	6,995,309	33.58%	0.50%
2016	0.023970787%	2,793,696	7,418,439	37.66%	0.97%
2017	0.024335174%	2,602,029	7,772,196	33.48%	1.64%
2018	0.024882806%	2,633,624	8,133,933	32.38%	2.15%
2019	0.025812854%	2,888,200	8,637,335	33.44%	2.63%
2020	0.025888028%	3,160,886	8,991,718	35.15%	3.00%
2021	0.027127099%	3,327,547	9,608,717	34.63%	3.56%
2022	0.026313306%	2,786,999	9,618,516	28.98%	4.81%

(1) The amounts presented for each fiscal year were determined as of June 30.

**Schedule of District Contributions –
Health Insurance Subsidy Pension Plan (1)**

Fiscal Year Ending June 30	Contractually Required HIS Contribution	HIS Contributions in Relation to the Contractually Required Contribution	HIS Contribution Deficiency (Excess)	District's Covered Payroll	HIS Contributions as a Percentage of Covered Payroll
2014	\$ 76,875	\$ (76,875)	\$ -	\$ 6,669,524	1.15%
2015	88,035	(88,035)	-	6,995,309	1.26%
2016	122,866	(122,866)	-	7,418,439	1.66%
2017	128,789	(128,789)	-	7,772,196	1.66%
2018	134,940	(134,940)	-	8,133,933	1.66%
2019	143,336	(143,336)	-	8,637,335	1.66%
2020	149,181	(149,181)	-	8,991,718	1.66%
2021	159,453	(159,453)	-	9,608,717	1.66%
2022	159,218	(159,218)	-	9,618,516	1.66%
2023	196,110	(196,110)	-	11,833,911	1.66%

(1) The amounts presented for each fiscal year were determined as of June 30.

1. Budgetary Basis of Accounting

The Board follows procedures established by State law and State Board of Education (SBE) rules in establishing budget balances for governmental funds, as described below:

- Budgets are prepared, public hearings are held, and original budgets are adopted annually for all governmental fund types in accordance with procedures and time intervals prescribed by State law and SBE rules.
- Appropriations are controlled at the object level (e.g., salaries, purchased services, and capital outlay) within each activity (e.g., instruction, student transportation services, and school administration) and may be amended by resolution at any Board meeting prior to the due date for the annual financial report.
- Budgets are prepared using the same modified accrual basis as is used to account for governmental funds.
- Budgetary information is integrated into the accounting system and, to facilitate budget control, budget balances are encumbered when purchase orders are issued. Appropriations lapse at fiscal year end and encumbrances outstanding are honored from the subsequent year's appropriations.

2. Schedule of Changes in the District's Total Other Postemployment Benefits Liability and Related Ratios

No assets are accumulated in a trust that meets the criteria in paragraph 4 of GASB Statement No. 75 to pay related benefits.

Changes of Assumptions. In 2023, the discount rate was changed from 3.54 percent to 4.13 percent; the source for the discount rate was switched from the GO Bond Buyer Index to the S&P Municipal Bond 20 Year Rate Index; and the healthcare cost trend assumption was revised.

3. Schedule of Net Pension Liability and Schedule of Contributions – Florida Retirement System Pension Plan

Changes of Assumptions. In 2022, the long-term expected rate of return was decreased from 6.8 percent to 6.7 percent.

4. Schedule of Net Pension Liability and Schedule of Contributions – Health Insurance Subsidy Pension Plan

Changes of Assumptions. In 2022, the municipal bond rate used to determine total pension liability was increased from 2.16 percent to 3.54 percent and the election assumption for vested terminated members was updated from 20 percent to 50 percent to reflect recent experience.


SCHEDULE OF EXPENDITURES OF FEDERAL AWARDS

Glades County District School Board Schedule of Expenditures of Federal Awards For the Fiscal Year Ended June 30, 2023

Federal Grantor/Pass-Through Grantor/ Program or Cluster	Federal Assistance Listing Number	Pass - Through Entity Identifying Number	Passed Through to Subrecipients	Total Expenditures
Clustered				
Child Nutrition Cluster				
United States Department of Agriculture:				
Florida Department of Agriculture and Consumer Services:				
School Breakfast Program	10.553	23002	\$ -	\$ 176,850.12
National School Lunch Program	10.555	23001, 23003	-	763,037.97
Summer Food Service Program for Children	10.559	22006, 22007, 23006, 23007	-	13,656.55
Total Child Nutrition Cluster			<u>-</u>	<u>953,544.64</u>
Special Education Cluster				
United States Department of Education:				
Florida Department of Education:				
Special Education - Grants to States	84.027	262, 263	-	510,318.26
COVID-19 Special Education - Grants to States	COVID-19, 84.027	263	-	7,107.71
Total Special Education - Grants to States	84.027		<u>-</u>	<u>517,425.97</u>
Special Education - Preschool Grants	84.173	267	-	15,416.19
COVID-19 Special Education - Preschool Grants	COVID-19, 84.173	267	-	3,550.70
Total Special Education - Preschool Grants	84.173		<u>-</u>	<u>18,966.89</u>
Total Special Education Cluster			<u>-</u>	<u>536,392.86</u>
Not Clustered				
United States Department of Education				
Impact Aid	84.041	N/A	-	751,298.00
Indian Education - Grants to Local Educational Agencies	84.060	N/A	58,111.00	58,111.00
Florida Department of Education:				
Title I Grants to Local Educational Agencies	84.010	212, 226	-	766,405.88
Migrant Education - State Grant Program	84.011	217	-	81,246.81
Career and Technical Education - Basic Grants to States	84.048	161	-	73,889.01
Rural Education	84.358	110	-	16,011.90
English Language Acquisition State Grants	84.365	102	-	4,027.67
Supporting Effective Instruction State Grants	84.367	224	-	90,962.74
Student Support and Academic Enrichment Program	84.424	241	-	33,980.74
Education Stabilization Fund:				
Elementary and Secondary School Emergency Relief Fund	COVID-19, 84.425D	124, 128	-	893,138.67
American Rescue Plan - Elementary and Secondary School Emergency Relief Fund	COVID-19, 84.425U	121	-	3,538,169.62
American Rescue Plan - Elementary and Secondary School Emergency Relief Fund - Homeless Children & Youth Fund	COVID-19, 84.425W	122	-	2,099.53
Total Education Stabilization Fund	84.425		<u>-</u>	<u>4,433,407.82</u>
Total United States Department of Education			<u>58,111.00</u>	<u>6,309,341.57</u>
Total Expenditures of Federal Awards			<u>\$ 58,111.00</u>	<u>\$ 7,799,279.07</u>

The accompanying notes are an integral part of this Schedule.

- Notes: (1) Basis of Presentation. The accompanying Schedule of Expenditures of Federal Awards (Schedule) includes the Federal award activity of the Glades County District School Board under programs of the Federal Government for the fiscal year ended June 30, 2023. The information in this Schedule is presented in accordance with the requirements of Title 2 U.S. *Code of Federal Regulations* Part 200, *Uniform Administrative Requirements, Cost Principles, and Audit Requirements for Federal Awards* (Uniform Guidance). Because the Schedule presents only a selected portion of the operations of the District, it is not intended to and does not present the financial position or changes in net position of the District.
- (2) Summary of Significant Accounting Policies. Expenditures reported on the Schedule are reported on the modified accrual basis of accounting. Such expenditures are recognized following the cost principles contained in the Uniform Guidance, wherein certain types of expenditures are not allowable or are limited as to reimbursement.
- (3) Indirect Cost Rate. The District has not elected to use the 10 percent de minimis cost rate allowed under the Uniform Guidance.
- (4) Noncash Assistance – National School Lunch Program. Includes \$4,662.68 of donated food received during the fiscal year. Donated foods are valued at fair value as determined at the time of donation.
- (5) Impact Aid. Expenditures include \$578,487 for award number S041B-2023-1246 and \$172,811 for award number S041B-2021-1246.



Sherrill F. Norman, CPA
Auditor General

AUDITOR GENERAL STATE OF FLORIDA

Claude Denson Pepper Building, Suite G74
111 West Madison Street
Tallahassee, Florida 32399-1450



Phone: (850) 412-2722
Fax: (850) 488-6975

The President of the Senate, the Speaker of the
House of Representatives, and the
Legislative Auditing Committee

INDEPENDENT AUDITOR'S REPORT ON INTERNAL CONTROL OVER FINANCIAL REPORTING AND ON COMPLIANCE AND OTHER MATTERS BASED ON AN AUDIT OF FINANCIAL STATEMENTS PERFORMED IN ACCORDANCE WITH *GOVERNMENT AUDITING STANDARDS*

We have audited, in accordance with the auditing standards generally accepted in the United States of America and the standards applicable to financial audits contained in *Government Auditing Standards* issued by the Comptroller General of the United States (*Government Auditing Standards*), the financial statements of the governmental activities, the discretely presented component unit, each major fund, and the aggregate remaining fund information of the Glades County District School Board as of and for the fiscal year ended June 30, 2023, and the related notes to the financial statements, which collectively comprise the District's basic financial statements, and have issued our report thereon dated March 29, 2024, included under the heading **INDEPENDENT AUDITOR'S REPORT**. Our report includes a reference to other auditors who audited the financial statements of the school internal funds and the discretely presented component unit, as described in our report on the District's financial statements. This report does not include the results of the other auditors' testing of internal control over financial reporting or compliance and other matters that are reported on separately by those auditors.

Report on Internal Control Over Financial Reporting

In planning and performing our audit of the financial statements, we considered the District's internal control over financial reporting (internal control) as a basis for designing audit procedures that are appropriate in the circumstances for the purpose of expressing our opinions on the financial statements, but not for the purpose of expressing an opinion on the effectiveness of the District's internal control. Accordingly, we do not express an opinion on the effectiveness of the District's internal control.

A deficiency in internal control exists when the design or operation of a control does not allow management or employees, in the normal course of performing their assigned functions, to prevent, or detect and correct, misstatements on a timely basis. *A material weakness* is a deficiency, or a combination of deficiencies, in internal control such that there is a reasonable possibility that a material misstatement of

the District's financial statements will not be prevented, or detected and corrected, on a timely basis. A *significant deficiency* is a deficiency, or a combination of deficiencies, in internal control that is less severe than a material weakness, yet important enough to merit attention by those charged with governance.

Our consideration of internal control was for the limited purpose described in the first paragraph of this section and was not designed to identify all deficiencies in internal control that might be material weaknesses or significant deficiencies. Given these limitations, during our audit we did not identify any deficiencies in internal control that we consider to be material weaknesses. However, material weaknesses or significant deficiencies may exist that were not identified.

Report on Compliance and Other Matters

As part of obtaining reasonable assurance about whether the District's financial statements are free from material misstatement, we performed tests of its compliance with certain provisions of laws, rules, regulations, contracts, and grant agreements, noncompliance with which could have a direct and material effect on the financial statements. However, providing an opinion on compliance with those provisions was not an objective of our audit and, accordingly, we do not express such an opinion. The results of our tests disclosed no instances of noncompliance or other matters that are required to be reported under *Government Auditing Standards*.

We identified certain additional matters which are described as AM 2023-001 and AM 2023-002 on pages 63 through 65.

District's Responses to Findings

The District's responses to the additional matters identified in our audit are included as the District Response on pages 64 and 65 in Findings AM 2023-001 and AM 2023-002. The District's responses were not subjected to the other auditing procedures applied in the audit of the financial statements and, accordingly, we express no opinion on them.


Purpose of this Report

The purpose of this report is solely to describe the scope of our testing of internal control and compliance and the results of that testing, and not to provide an opinion on the effectiveness of the District's internal control or on compliance. This report is an integral part of an audit performed in accordance with *Government Auditing Standards* in considering the District's internal control and compliance. Accordingly, this communication is not suitable for any other purpose.

Respectfully submitted,



Sherrill F. Norman, CPA
Tallahassee, Florida
March 29, 2024



Sherrill F. Norman, CPA
Auditor General

AUDITOR GENERAL STATE OF FLORIDA

Claude Denson Pepper Building, Suite G74
111 West Madison Street
Tallahassee, Florida 32399-1450



Phone: (850) 412-2722
Fax: (850) 488-6975

The President of the Senate, the Speaker of the
House of Representatives, and the
Legislative Auditing Committee

INDEPENDENT AUDITOR'S REPORT ON COMPLIANCE FOR EACH MAJOR FEDERAL PROGRAM AND REPORT ON INTERNAL CONTROL OVER COMPLIANCE REQUIRED BY THE UNIFORM GUIDANCE

Report on Compliance for Each Major Federal Program

Opinion on Each Major Federal Program

We have audited the Glades County District School Board's compliance with the types of compliance requirements identified as subject to audit in the OMB *Compliance Supplement* that could have a direct and material effect on each of the District's major Federal programs for the fiscal year ended June 30, 2023. The District's major Federal programs are identified in **SECTION I – SUMMARY OF AUDITOR'S RESULTS** of the accompanying **SCHEDULE OF FINDINGS AND QUESTIONED COSTS**.

In our opinion, the District complied, in all material respects, with the compliance requirements referred to above that could have a direct and material effect on each of its major Federal programs for the fiscal year ended June 30, 2023.

Basis for Opinion on Each Major Federal Program

We conducted our audit of compliance in accordance with auditing standards generally accepted in the United States of America (GAAS); the standards applicable to financial audits contained in *Government Auditing Standards* issued by the Comptroller General of the United States (*Government Auditing Standards*); and the audit requirements of Title 2 U.S. *Code of Federal Regulations* Part 200, *Uniform Administrative Requirements, Cost Principles, and Audit Requirements for Federal Awards* (Uniform Guidance). Our responsibilities under those standards and the Uniform Guidance are further described in the *Auditor's Responsibilities for the Audit of Compliance* section of our report.

We are required to be independent of the District and to meet our other ethical responsibilities, in accordance with relevant ethical requirements relating to our audit. We believe that the audit evidence we have obtained is sufficient and appropriate to provide a basis for our opinion on compliance for each

major Federal program. Our audit does not provide a legal determination of the District's compliance with the compliance requirements referred to above.

Responsibilities of Management for Compliance

Management is responsible for compliance with the requirements referred to above and for the design, implementation, and maintenance of effective internal control over compliance with the requirements of laws, statutes, regulations, rules, and provisions of contracts or grant agreements applicable to the District's Federal programs.

Auditor's Responsibilities for the Audit of Compliance

Our objectives are to obtain reasonable assurance about whether material noncompliance with the compliance requirements referred to above occurred, whether due to fraud or error, and express an opinion on the District's compliance based on our audit. Reasonable assurance is a high level of assurance but is not absolute assurance and therefore is not a guarantee that an audit conducted in accordance with GAAS, *Government Auditing Standards*, and the Uniform Guidance will always detect material noncompliance when it exists. The risk of not detecting material noncompliance resulting from fraud is higher than for that resulting from error, as fraud may involve collusion, forgery, intentional omissions, misrepresentations, or the override of internal control. Noncompliance with the compliance requirements referred to above is considered material if there is a substantial likelihood that, individually or in the aggregate, it would influence the judgment made by a reasonable user of the report on compliance about the District's compliance with the requirements of each (major Federal program as a whole.

In performing an audit in accordance with GAAS, *Government Auditing Standards*, and the Uniform Guidance, we:

- Exercise professional judgment and maintain professional skepticism throughout the audit.
- Identify and assess the risks of material noncompliance, whether due to fraud or error, and design and perform audit procedures responsive to those risks. Such procedures include examining, on a test basis, evidence regarding the District's compliance with the compliance requirements referred to above and performing such other procedures as we considered necessary in the circumstances.
- Obtain an understanding of the District's internal control over compliance relevant to the audit in order to design audit procedures that are appropriate in the circumstances and to test and report on internal control over compliance in accordance with the Uniform Guidance, but not for the purpose of expressing an opinion on the effectiveness of the District's internal control over compliance. Accordingly, no such opinion is expressed.

We are required to communicate with those charged with governance regarding, among other matters, the planned scope and timing of the audit and any significant deficiencies and material weaknesses in internal control over compliance that we identified during the audit.

Report on Internal Control Over Compliance

A *deficiency in internal control over compliance* exists when the design or operation of a control over compliance does not allow management or employees, in the normal course of performing their assigned functions, to prevent, or detect and correct, noncompliance with a type of compliance requirement of a Federal program on a timely basis. A *material weakness in internal control over compliance* is a

deficiency, or a combination of deficiencies, in internal control over compliance, such that there is a reasonable possibility that material noncompliance with a type of compliance requirement of a Federal program will not be prevented, or detected and corrected, on a timely basis. *A significant deficiency in internal control over compliance* is a deficiency, or a combination of deficiencies, in internal control over compliance with a type of compliance requirement of a Federal program that is less severe than a material weakness in internal control over compliance, yet important enough to merit attention by those charged with governance.

Our consideration of internal control over compliance was for the limited purpose described in the ***Auditor's Responsibilities for the Audit of Compliance*** section above and was not designed to identify all deficiencies in internal control over compliance that might be material weaknesses or significant deficiencies in internal control over compliance. Given these limitations, during our audit we did not identify any deficiencies in internal control over compliance that we consider to be material weaknesses, as defined above. However, material weaknesses or significant deficiencies in internal control over compliance may exist that were not identified.

Our audit was not designed for the purpose of expressing an opinion on the effectiveness of internal control over compliance. Accordingly, no such opinion is expressed.

The purpose of this report on internal control over compliance is solely to describe the scope of our testing of internal control over compliance and the results of that testing based on the requirements of the Uniform Guidance. Accordingly, this report is not suitable for any other purpose.

Respectfully submitted,



Sherrill F. Norman, CPA
Tallahassee, Florida
March 29, 2024

SCHEDULE OF FINDINGS AND QUESTIONED COSTS

SECTION I – SUMMARY OF AUDITOR’S RESULTS

Financial Statements

Type of auditor’s report issued on whether the financial statements audited were prepared in accordance with GAAP:	Unmodified
Internal control over financial reporting:	
Material weakness(es) identified?	No
Significant deficiency(ies) identified?	None reported
Noncompliance material to financial statements noted?	No

Federal Awards

Internal control over major Federal programs:	
Material weakness(es) identified?	No
Significant deficiency(ies) identified?	None reported
Type of auditor’s report issued on compliance for major Federal programs:	Unmodified
Any audit findings disclosed that are required to be reported in accordance with 2 CFR 200.516(a)?	No
Identification of major Federal programs:	
Assistance Listing Numbers:	Name of Federal Program or Cluster:
84.041	Impact Aid
84.010	Title I Grants to Local Educational Agencies
84.425	Education Stabilization Fund
Dollar threshold used to distinguish between type A and type B programs:	\$750,000
Auditee qualified as low risk auditee?	No

SECTION II – FINANCIAL STATEMENT FINDING

No matters are reported.

SECTION III – FEDERAL AWARD FINDINGS AND QUESTIONED COSTS

No matters are reported.

ADDITIONAL MATTERS

BANK ACCOUNT RECONCILIATIONS

Finding Number	AM 2023-001
Opinion Units	Not Applicable
Financial Statements Account Title	Cash and Cash Equivalents
Fund Names	Not Applicable
Adjustment Amounts	Not Applicable
Statistically Valid Sample	Not Applicable
Prior Year Finding	Not Applicable

Finding Bank account reconciliations were not always properly and timely completed.

Criteria Section 1010.01(5), Florida Statutes, requires each school district to establish and maintain internal controls designed to, among other things, detect fraud, ensure reliability of financial records and reports, and safeguard assets. Effective internal controls require that reconciliations of bank account balances to general ledger account balances be performed on a timely, routine basis.

Properly and timely prepared bank account reconciliations are necessary to provide reasonable assurance that cash assets agree with recorded amounts, promptly detect and correct unrecorded and improperly recorded cash transactions or bank errors, and provide for the efficient and economic management of cash resources.

Condition During the 2022-23 fiscal year, the District maintained seven bank accounts for District governmental funds and, in November 2022, closed one of the accounts. However, during the fiscal year, the District did not always timely complete bank account reconciliations. As of June 30, 2023, the District's governmental fund adjusted general ledger cash account balances and financial statement cash account balances each totaled \$443,108, while the bank account cash balances totaled \$446,755. Moreover, as of March 2024, the June 30, 2023, bank account reconciliations were not completed for three of the accounts with bank balances totaling \$232,519.

Cause The District had not established effective procedures to require and ensure timely reconciliation, review, and approval of District governmental bank accounts. The Board contracted with a finance consultant to conduct bank account reconciliations and other services. However, the contract lacked required reconciliation completion dates and, although we requested, District records were not provided to demonstrate District communication with the contractor to ensure timely completion of the reconciliations.

Effect	We extended our audit procedures to determine that cash balances were properly reported at June 30, 2023. However, our procedures do not substitute for management’s responsibility to implement adequate internal controls over bank account reconciliations. Absent effective procedures for timely preparing bank account reconciliations, there is an increased risk that any cash transaction errors or fraud that may occur will not be timely detected. Without such procedures, the reliability of the general ledger financial information throughout the year and the Board’s ability to effectively monitor the District’s financial position is diminished.
Recommendation	The District should enhance procedures to ensure that reconciliations of bank account balances to the general ledger account balances are timely performed with reconciling items promptly identified, thoroughly investigated, adequately documented, and resolved.
District Response	The District concurs with the importance of performing timely bank account reconciliations. Due to increased workload in available staff, the District was unable to perform the bank account reconciliations timely during the 2022-23 fiscal year. Effective April 2024, the Director of Finance will assume the responsibility for the preparation of the bank account reconciliations to ensure they are performed timely. The District will also provide for an independent review and approval of the reconciliations prepared by the Director of Finance.

JOURNAL ENTRIES

Finding Number	AM 2023-002
Opinion Unit	Major Fund: General Fund
Financial Statements Account Titles	Accounts Payable and Various Expenditures
Fund Name	General Fund
Adjustment Amounts	General Fund: Decreased Accounts Payable by \$695,369.39 (debit) and decreased various expenditures by the same total (credit)
Statistically Valid Sample	Not Applicable
Prior Year Finding	Not Applicable

Finding	District controls over journal entries need improvement.
Criteria	Journal entries are used as necessary to make adjustments to the general ledger balances for asset, liability, revenue, and expenditure and expense accounts and, occasionally, entries are necessary to correct previous accounting errors. Effective internal controls require that journal entries be appropriately documented and independently reviewed and approved to provide reasonable assurance that recorded transactions are appropriate, and that errors or fraud, should they occur, are timely detected and resolved.

Condition	As part of our audit, we examined District records supporting 37 selected journal entries totaling \$12.8 million from the 64 journal entries totaling \$18.9 million. We found no evidence that the entries were reviewed and approved and, for 24 entries totaling \$9.5 million, the entry purposes were not documented. Moreover, one journal entry inaccurately increased accounts payable by \$695,369, which was offset by an increase in various expenditures.
Cause	District personnel indicated that District records supporting the 24 journal entries could not be located because of recordkeeping and filing oversights. Additionally, District controls did not include review and approval due to a shortage of personnel with appropriate knowledge of the journal entry process.
Effect	<p>We extended our procedures to correct the \$695,369 journal entry and the District accepted the adjustment.</p> <p>In addition, we were able to determine through inquiry and examination of accounting transactions that the primary purposes for the 24 journal entries appeared valid and were not the result of any errors or fraud. Notwithstanding, our procedures cannot substitute for management's responsibility to implement adequate controls over journal entries. Absent such controls and appropriate review and approval, there is an increased risk that errors or fraud could occur without timely detection.</p>
Recommendation	The District should enhance procedures so that District records identify the purpose for, and evidence independent review and approval of, each journal entry.
District Response	The District concurs that journal entries should be adequately prepared, and properly supported to evidence the allowable purpose for which the journal entry was made. The District also agrees that journal entries should be independently reviewed and approved. Effective April 2024, the District will upload documentation directly in its ERP to support the journal entries, and require that journal entries are independently reviewed and approved before the entries are posted in its accounting records.

SUMMARY SCHEDULE OF PRIOR AUDIT FINDINGS



PO Box 459
 Moore Haven, FL 33471
 (863) 946-2083
 Fax: (863) 946-1549

Building Academic Excellence

Dr. Alice E. Barfield
Superintendent

		Audit Report No.				
		(Finding No.)	Program/Area	Brief Description	Status	Comments
Ronald Boils Director of Administrative Services	2023-173 (2022-001)	Financial Reporting	The District's financial reporting procedures did not ensure all major funds were properly disclosed on the annual financial report (AFR), and that the AFR was timely submitted to the FDOE.	Partially Corrected	Effective for the 2022-23 fiscal year, GCSD enhanced procedures to ensure all major funds are properly disclosed on the AFR. In addition, effective for the 2023-2024 fiscal year, GCSD amended the financial consultant contract to include a requirement for the timely submission of the District's AFR, and to monitor the financial consultant progress, the consultant is now required to attend periodic status meetings with the Superintendent and the CFO.	
Rhonda Boils Director of Exceptional Student Education						
Brian Oreseth Director of Safety & Facilities						
Gabrielle Ibietaorremendia Director of Human Resources						
Dawn Martin Director of Finance						
Doreen Sabella Director of Student Services						
Joanna Sozio Director of School Improvement						

School Board Members

Crystal Drake
District 1

Jenny Allen
District 2

Jean Prowant
District 3

Kimberly Clement
District 4

Patricia Pearce
District 5

The School District of Glades County does not discriminate on the basis of race, color, national origin, gender, age, disability, marital status or genetic information in its educational programs, services or activities, or in its hiring or employment practices. The District Questions, complaints, or requests for additional information regarding discrimination or harassment may be sent to: Gabrielle Ibietaorremendia P.O. Box 459, Moore Haven, FL 33471 or emailed to gabrielle.ibietaorremendia@glades-schools.org

