

GOING FURTHER

NORTHWEST FLORIDA STATE COLLEGE
COLLEGIATE HIGH SCHOOL

A CHARTER SCHOOL AND RESTRICTED FUND OF
NORTHWEST FLORIDA STATE COLLEGE

FINANCIAL STATEMENTS
JUNE 30, 2025 AND 2024

Table of Contents

Independent Auditor's Report	1-3
Management's Discussion and Analysis	4-12
FINANCIAL STATEMENTS	
Statements of Net Position	13
Statements of Revenues, Expenses and Changes in Net Position	14
Statements of Cash Flows	15
Notes to the Financial Statements	16-34
REQUIRED SUPPLEMENTARY INFORMATION	
Schedule of Changes in the Charter School's Total OPEB Liability and Related Ratios	35
Schedule of Contributions	36
Schedule of Proportionate Share of the Net Pension Liability	37
Independent Auditor's Report on Internal Control Over Financial Reporting and on Compliance and Other Matters Based on an Audit of Financial Statements Performed in Accordance with <i>Government Auditing Standards</i>	38-39
Independent Auditor's Management Letter	40-41



Independent Auditor's Report

**Board of Trustees
Northwest Florida State College Collegiate High School
Niceville, Florida**

Report on the Audit of the Financial Statements

Opinion

We have audited the accompanying financial statements of Northwest Florida State College Collegiate High School (the "Charter School"), a Charter School and restricted fund of Northwest Florida State College (the "College"), as of and for the years ended June 30, 2025 and 2024, and the related notes to the financial statements, which collectively comprise the Charter School's basic financial statements as listed in the table of contents.

In our opinion, the financial statements referred to above present fairly, in all material respects, the financial position of the Charter School, as of June 30, 2025 and 2024, and the changes in financial position and cash flows for the years then ended in accordance with accounting principles generally accepted in the United States of America.

Basis for Opinion

We conducted our audit in accordance with auditing standards generally accepted in the United States of America and the standards applicable to financial audits contained in *Government Auditing Standards*, issued by the Comptroller General of the United States. Our responsibilities under those standards are further described in the Auditor's Responsibilities for the Audit of the Financial Statements section of our report. We are required to be independent of the Charter School, and to meet our other ethical responsibilities, in accordance with the relevant ethical requirements relating to our audit. We believe that the audit evidence we have obtained is sufficient and appropriate to provide a basis for our audit opinions.

Responsibilities of Management for the Financial Statements

Management is responsible for the preparation and fair presentation of the financial statements in accordance with accounting principles generally accepted in the United States of America, and for the design, implementation, and maintenance of internal control relevant to the preparation and fair presentation of financial statements that are free from material misstatement, whether due to fraud or error.

In preparing the financial statements, management is required to evaluate whether there are conditions or events, considered in the aggregate, that raise substantial doubt about the Charter School's ability to continue as a going concern for twelve months beyond the financial statement date, including any currently known information that may raise substantial doubt shortly thereafter.

Auditor's Responsibilities for the Audit of the Financial Statements

Our objectives are to obtain reasonable assurance about whether the financial statements as a whole are free from material misstatement, whether due to fraud or error, and to issue an auditor's report that includes our opinion. Reasonable assurance is a high level of assurance but is not absolute assurance and therefore is not a guarantee that an audit conducted in accordance with generally accepted auditing standards and *Government Auditing Standards* will always detect a material misstatement when it exists. The risk of not detecting a material misstatement resulting from fraud is higher than for one resulting from error, as fraud may involve collusion, forgery, intentional omissions, misrepresentations, or the override of internal control. Misstatements are considered material if there is a substantial likelihood that, individually or in the aggregate, they would influence the judgment made by a reasonable user based on the financial statements.

In performing an audit in accordance with generally accepted auditing standards and *Government Auditing Standards*, we:

- Exercise professional judgment and maintain professional skepticism throughout the audit.
- Identify and assess the risks of material misstatement of the financial statements, whether due to fraud or error, and design and perform audit procedures responsive to those risks. Such procedures include examining, on a test basis, evidence regarding the amounts and disclosures in the financial statements.
- Obtain an understanding of internal control relevant to the audit in order to design audit procedures that are appropriate in the circumstances, but not for the purpose of expressing an opinion on the effectiveness of the Charter School's internal control. Accordingly, no such opinion is expressed.
- Evaluate the appropriateness of accounting policies used and the reasonableness of significant accounting estimates made by management, as well as evaluate the overall presentation of the financial statements.
- Conclude whether, in our judgment, there are conditions or events, considered in the aggregate, that raise substantial doubt about the Charter School's ability to continue as a going concern for a reasonable period of time.

We are required to communicate with those charged with governance regarding, among other matters, the planned scope and timing of the audit, significant audit findings, and certain internal control-related matters that we identified during the audit.

Emphasis of Matter

As discussed in Note 1, the financial statements present only the financial condition of the Charter School and do not purport to, and do not present fairly, the financial position of the College, as of June 30, 2025 and 2024, and the changes in its financial position for the years then ended in accordance with accounting principles generally accepted in the United States of America. Our opinion is not modified with respect to this matter.

Required Supplementary Information

Accounting principles generally accepted in the United States of America require that the management's discussion and analysis on pages 4 through 12 and the schedule of OPEB liability and related ratios, schedule of the proportionate share of the net pension liability and schedule of contributions on pages 35 through 37 be presented to supplement the basic financial statements. Such information is the responsibility of management and, although not a part of the basic financial statements, is required by the Governmental Accounting Standards Board, who considers it to be an essential part of financial reporting for placing the basic financial statements in an appropriate operational, economic, or historical context. We have applied certain limited procedures to the required supplementary information in accordance with auditing standards generally accepted in the United States of America, which consisted of inquiries of management about the methods of preparing the information and comparing the information for consistency with management's responses to our inquiries, the basic financial statements, and other knowledge we obtained during our audit of the basic financial statements. We do not express an opinion or provide any assurance on the information because the limited procedures do not provide us with sufficient evidence to express an opinion or provide any assurance.

Other Reporting Required by Government Auditing Standards

In accordance with *Government Auditing Standards*, we have also issued our report dated March 18, 2026, on our consideration of the Charter School's internal control over financial reporting and on our tests of its compliance with certain provisions of laws, regulations, contracts and grant agreements, and other matters. The purpose of that report is solely to describe the scope of our testing of internal control over financial reporting and compliance and the results of that testing, and not to provide an opinion on the effectiveness of Charter School's internal control over financial reporting or on compliance. That report is an integral part of an audit performed in accordance with *Government Auditing Standards* in considering Charter School's internal control over financial reporting and compliance.



Bradenton, Florida
March 18, 2026

Northwest Florida State College Collegiate High School

A Charter School and Restricted Fund of Northwest Florida State College

Management's Discussion and Analysis

(Unaudited)

INTRODUCTION

The following discussion and analysis provides an overview of the financial position and activities of the Northwest Florida State College Collegiate High School (the "Charter School") for the years ended June 30, 2025, and 2024. This discussion has been prepared by management and should be read in conjunction with the financial statements and related footnote disclosures that follow this section. Responsibility for the completeness and fairness of this information rests with the Charter School's management. The discussion and analysis includes information relating to the financial position and activities of the Charter School as a restricted fund of Northwest Florida State College (the "College").

FINANCIAL HIGHLIGHTS

The Charter School reported a negative net position balance of \$572,171 on June 30, 2025, with total assets and deferred outflow of resources of \$2,980,259, and liabilities and deferred inflow of resources of \$3,552,430. Net position, which represents the residual interest in the Charter School's assets and deferred outflows of resources after liabilities and deferred inflows of resources are deducted, decreased \$2,051,571 during the 2024-2025 fiscal year. The high school's revenues totaled \$5.4 million for the 2024-2025 fiscal year, representing a 22% increase compared to the 2023-2024 fiscal year due to an increase in student enrollment. Operating expenses totaled \$7.9 million for the 2024-2025 fiscal year, representing a 41% increase compared to 2023-2024 fiscal year due to an increase in personnel and indirect costs to the college.

The Charter School reported a positive net position balance of \$1,479,400 on June 30, 2024, with total assets and deferred outflow of resources of \$2,787,809, and liabilities and deferred inflow of resources of \$1,308,409. Net position, which represents the residual interest in the Charter School's assets and deferred outflows of resources after liabilities and deferred inflows of resources are deducted, decreased \$770,292 during the 2023-2024 fiscal year. Total revenues increased \$1,361,176 and expenses increased \$3,359,378. Operating expenses totaled \$5.6 million for the 2023-2024 fiscal year, representing a 144% increase compared to 2022-2023 fiscal year due to an increase in personnel, indirect costs to the college and increasing in bus fleet.

USING THIS ANNUAL REPORT

This report consists of three basic financial statements: (1) the statements of net position; (2) the statements of revenues, expenses, and changes in net position; and (3) the statements of cash flows. These financial statements are prepared in accordance with Governmental Accounting Standards Board (GASB) principles, which establish standards for external financial reporting for public colleges and universities and require financial statements be presented on a nonconsolidated basis to focus on the Charter School as a whole. These statements present a long-term view of the Charter School's finances.

Northwest Florida State College Collegiate High School

A Charter School and Restricted Fund of Northwest Florida State College

Management's Discussion and Analysis

(Unaudited)

THE STATEMENT OF NET POSITION

The statement of net position presents the financial position of the Charter School at the end of the fiscal year and reflects all assets, deferred outflow of resources, liabilities, and deferred inflows of resources of the Charter School. Net position, the difference between total assets plus deferred outflows of resources and total liabilities plus deferred inflows of resources is one indicator of the current financial condition of the Charter School, while the change in net position is an indicator of whether the overall financial condition has improved or declined during the year. Assets and liabilities are generally measured using current values. One notable exception is capital assets, which are stated at historical costs less an allowance for depreciation.

A summarized comparison of the Charter School's assets, deferred outflows, liabilities, deferred inflows, and net position is presented in the following table:

	<u>June 30, 2025</u>	<u>June 30, 2024</u>	<u>June 30, 2023</u>
Assets			
Total current assets	\$ 2,575,981	\$ 2,646,592	\$ 2,987,550
Total assets	<u>\$ 2,575,981</u>	<u>\$ 2,646,592</u>	<u>\$ 2,987,550</u>
Deferred outflows of resources	<u>\$ 404,278</u>	<u>\$ 141,217</u>	<u>\$ 94,392</u>
Total current liabilities	\$ 1,707,771	\$ 572,127	\$ 460,874
Total noncurrent liabilities	1,634,428	676,955	342,219
Total liabilities	<u>\$ 3,342,199</u>	<u>\$ 1,249,082</u>	<u>\$ 803,093</u>
Deferred inflows of resources	<u>\$ 210,231</u>	<u>\$ 59,327</u>	<u>\$ 29,157</u>
Net position			
Restricted	\$ 44,363	\$ 90,511	\$ 65,710
Unrestricted	(616,534)	1,388,889	2,183,982
Total net position	<u>\$ (572,171)</u>	<u>\$ 1,479,400</u>	<u>\$ 2,249,692</u>

Northwest Florida State College Collegiate High School

A Charter School and Restricted Fund of Northwest Florida State College

Management's Discussion and Analysis

(Unaudited)

The Charter School has no non-current assets. A review of the Charter School's statements of net position at June 30, 2025 and 2024 shows that the Charter School's total assets decreased by \$70,611 and total liabilities increased by \$2,093,117. Current liabilities increased by \$1,135,645 compared to 2023-2024. The majority of the increase is the amount owed to the College through a transfer at year end to cover indirect costs incurred by the college for utilities, facilities/maintenance repairs and renovations, transportation usage, furniture usage and costs incurred by the college as well as college personnel who spend a portion of their time to address CHS needs. Noncurrent liabilities increased by \$957,473 because of an increase in net pension liability by \$813,480, the accrued compensated absences increased by \$133,138 and other post-employment benefits increased by \$10,854. The total assets decreased because of a decline in cash by \$11,156. There was an increase of \$2,093,117 in total liabilities (current and noncurrent portion) net pension liability that was recorded in accordance with GASB 68. The total net position balance decreased by \$2,051,571 in June 30, 2025.

A review of the Charter School's statements of net position on June 30, 2025 it shows that the Charter School reported a negative net position balance of \$572,171. Total assets decreased by \$70,611 and total liabilities increased by \$2,093,117.

Northwest Florida State College Collegiate High School

A Charter School and Restricted Fund of Northwest Florida State College

Management's Discussion and Analysis

(Unaudited)

THE STATEMENT OF REVENUES, EXPENSES AND CHANGES IN NET POSITION

The statement of revenues, expenses and changes in net position presents the Charter School's results of operations. In accordance with GASB reporting principles, revenues and expenses are classified as either operating or nonoperating. For the 2023-2024 fiscal year, the Charter Schools's ending net position increased due to a restatement of compensated absences in accordance with GASB 101.

A comparison of the Charter School's revenues, expenses, and changes in net position for the fiscal year ended 2025 with prior fiscal years are shown in the following table:

	<u>June 30, 2025</u>	<u>June 30, 2024</u>	<u>June 30, 2023</u>
REVENUES			
Operating revenues	\$ -	\$ -	\$ -
Total operating revenues	<u>-</u>	<u>-</u>	<u>-</u>
EXPENSES			
Operating expenses			
Salaries	1,948,622	1,112,558	449,193
Benefits	1,539,852	685,890	19,875
Contractual services	1,991,251	2,206,139	926,228
Other services and expenses	1,203,507	1,225,162	605,816
Materials and supplies	1,197,369	423,967	293,226
Total operating expenses	<u>7,880,601</u>	<u>5,653,716</u>	<u>2,294,338</u>
Operating loss	<u>(7,880,601)</u>	<u>(5,653,716)</u>	<u>(2,294,338)</u>
NONOPERATING REVENUES			
State appropriations from county school district	4,445,293	3,892,044	3,040,449
Other income	881,796	436,605	13,701
Investment income	62,575	101,014	14,337
Total nonoperating revenues	<u>5,389,664</u>	<u>4,429,663</u>	<u>3,068,487</u>
Income (loss) before capital contributions	<u>(2,490,937)</u>	<u>(1,224,053)</u>	<u>774,149</u>
CAPITAL CONTRIBUTIONS			
Capital appropriations	<u>439,366</u>	<u>453,761</u>	<u>408,133</u>
Change in net position	<u>(2,051,571)</u>	<u>(770,292)</u>	<u>1,182,282</u>
NET POSITION			
Net position, beginning of year, restated	<u>1,479,400</u>	<u>2,249,692</u>	<u>1,067,410</u>
Net position, end of year	<u>\$ (572,171)</u>	<u>\$ 1,479,400</u>	<u>\$ 2,249,692</u>

Northwest Florida State College Collegiate High School

A Charter School and Restricted Fund of Northwest Florida State College

Management's Discussion and Analysis

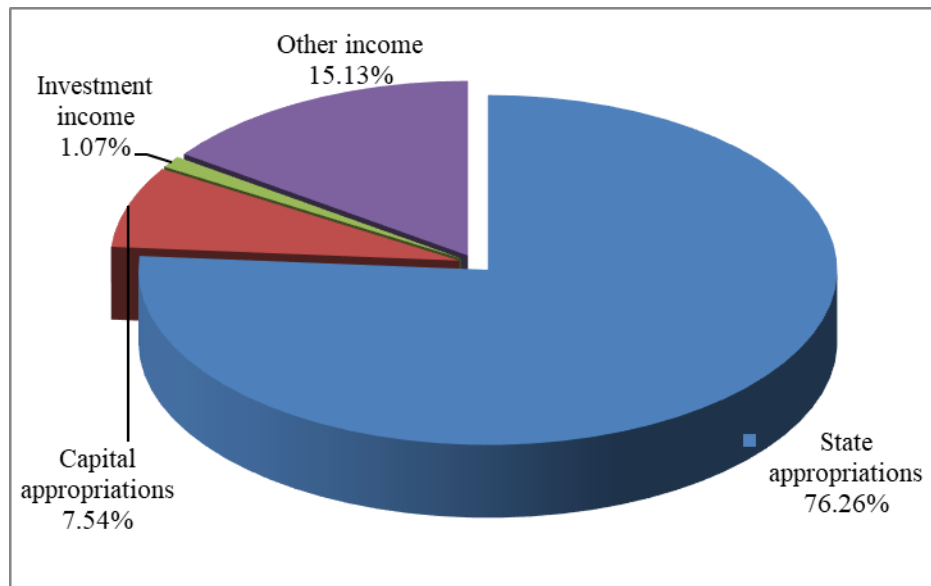
(Unaudited)

Change in Accounting Principle

The Charter school implemented GASB Statement No. 101, *Compensated Absences*, which updates the recognition and measurement guidance for compensated absences and requires that liabilities for compensated absences be recognized for: (1) leave that has not been used, and (2) leave that has been used but not yet paid in cash or settled through noncash means. At implementation on July 1, 2023, the beginning balance of the compensated absences liability was decreased by \$65,014, which resulted in an increase to the beginning net position by the same amount as shown in the table below.

Net Position, beginning	\$	2,184,678
Restatement for implementation of GASB 101		<u>65,014</u>
Net Position, beginning, as restated	\$	<u><u>2,249,692</u></u>

The following is a graphical presentation of the Charter School's non-operating revenues for the 2024-2025 fiscal year:



Northwest Florida State College Collegiate High School

A Charter School and Restricted Fund of Northwest Florida State College

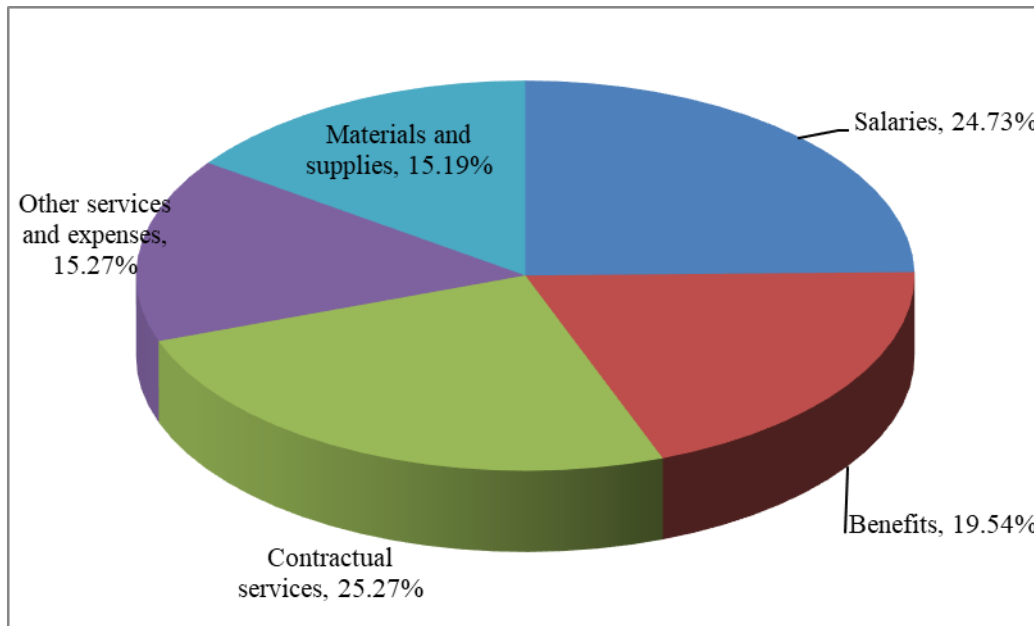
Management's Discussion and Analysis

(Unaudited)

Charter School revenues, including capital contributions, increased \$960,001 or 19% compared to last fiscal year because of the following factors:

- State appropriations increased \$553,249 in 2024-2025 primarily due to an increase in FTE of 10% compared to 2023-2024. There was an increase in the state's base student allocation rate of 16%.
- Capital appropriations decreased by \$14,395 from 2023-2024.
- Investment income (bank interest) decreased \$38,439 due to lower recurring bank account balance due to higher operating expenses.
- Other income increased by \$445,191 primarily due to an increase in Federal Impact Aid funds, Safety & Security Grant funds and Half Cent Sales Tax allocations.

A chart showing the Charter School expenses by percentage of total expenses for fiscal year 2024-2025 is as follows:



The Charter School's total operating expenses increased by \$2,226,885 or 41% for fiscal 2024-2025. This is primarily the result of adding additional personnel and necessary infrastructure needed to support the increase in student enrollment (payroll, buses, furniture, supplies). Employee salary expenses increased \$836,064 or 75% compared to 2023-2024. Employee benefit expense increased by \$853,962 or 125% which includes other post-employment benefits expense (OPEB), pension expense and accrued leave expense recorded on June 30, 2025, this increase is primarily the result of the college joining the State of Florida insurance plan. Payroll expenses accounted for 25% and 20% of total expenses in fiscal years 2024-2025.

Northwest Florida State College Collegiate High School

A Charter School and Restricted Fund of Northwest Florida State College

Management's Discussion and Analysis

(Unaudited)

THE STATEMENT OF CASH FLOWS

The statement of cash flows provides additional information about the Charter School's financial results by reporting the major sources and uses of cash. Its primary purpose is to provide relevant information about the cash receipts and cash payments of an entity during a period. The statement of cash flows also helps users assess:

- **An entity's ability to generate future net cash flows.**
- **Its ability to meet its obligations as they come due.**
- **Its need for external financing.**

A comparative summary of the statements of cash flows for the Charter School for the fiscal years ended June 30, 2025, 2024, and 2023, is shown in the following table. The Charter School's cash decreased during the reporting year.

	<u>June 30, 2025</u>	<u>June 30, 2024</u>	<u>June 30, 2023</u>
Cash provided (used) by			
Operating activities	\$ (5,906,119)	\$ (5,224,382)	\$ (2,438,053)
Noncapital financing activities	5,388,471	3,884,419	3,054,150
Capital and related financing activities	443,917	442,161	430,793
Investing activities	62,575	101,014	14,337
Net increase (decrease) in cash	(11,156)	(796,788)	1,061,227
Cash, beginning of year	2,170,249	2,967,037	1,905,810
Cash, end of year	<u>\$ 2,159,093</u>	<u>\$ 2,170,249</u>	<u>\$ 2,967,037</u>

The following discussion presents an overview of cash flows:

- During the fiscal year ended June 30, 2025, cash decreased by \$11,156. The decrease in cash was due to the following reasons:
 - ◆ Usage of cash for operating activities increased by \$681,737 primarily because of an increase in general operating activities related to the increase in student enrollment. The Charter School shares the costs of facilities-related expenses (utilities, facilities, personnel, building maintenance) with the college through an internal transfer of funds at fiscal year-end. Payroll expenses increased \$901,078 and due to the increase in personnel needed to educate and transport the increased enrollment of students. Benefit expenses increased by \$853,962 due to the net effect of adjustments recorded for deferred inflows of resources, changes in net pension liabilities, other post-employment benefits and deferred outflows of resources and increase in accrued leave expense for 2023-2024 as well as the College joining the State of Florida Health insurance plan.
 - ◆ Noncapital financing sources (primarily state appropriation from the County School District) increased by \$1,504,052 due to an increase in enrollment compared to 2023-2024. Capital and related financing sources increased by \$1,756.
 - ◆ Interest income decreased by \$38,439 from 2023-2024.

Northwest Florida State College Collegiate High School

A Charter School and Restricted Fund of Northwest Florida State College

Management's Discussion and Analysis

(Unaudited)

- During the fiscal year ended June 30, 2024, cash decreased by \$796,788. The decrease in cash was mainly due to the following reasons:
 - ◆ Usage of cash for employee salaries increased by \$663,365 and contractual services by \$1,899,257, primarily because of an increase in personnel related to the increase in student enrollment.
 - ◆ Noncapital financing sources (primarily state appropriation from the County School District) increased by \$830,269 due to an increase in enrollment compared to 2022-2023. Capital and related financing sources increased by \$11,368.

CAPITAL ASSETS AND DEBT ADMINISTRATION

Capital Assets

The Charter School maintains an inventory of all assets with a value of \$5,000 and greater as well as various other items which follow the College policies. Florida colleges have established capitalization guidelines for financial reporting purposes. These guidelines provide that for financial reporting purposes, furniture, and equipment with a value less than \$5,000; buildings and other structures valued less than \$25,000; and all library books and computer software are expensed in the year of purchase. The building used by the Charter School is the property of the College and the Charter School does not have any capital assets greater than the capitalization policy threshold.

Northwest Florida State College Collegiate High School

A Charter School and Restricted Fund of Northwest Florida State College

Management's Discussion and Analysis

(Unaudited)

Long-Term Liabilities

At June 30, 2025, the Charter School had \$1,647,369 in long-term liabilities outstanding versus \$753,520 in the previous year, representing a 120% increase. The long-term liabilities consist of \$253,944 for accrued compensated absences (\$5,079 current), \$1,362,349 for net pension liability (\$7,862 current) and \$31,075 for other post-employment benefits. The increase was primarily caused by the recording of net pension liability in accordance with GASB Pronouncement No. 68, *Accounting and Financial Reporting for Pensions*. GASB Statement No. 68 requires the Charter School to recognize its proportionate share of the net pension liabilities and operating statement activities related to changes in the collective pension liabilities of cost-sharing multiple-employer Florida Retirement System (FRS) and Health Insurance Subsidy (HIS) defined benefit plans.

At June 30, 2024, the Charter School had \$753,520 in long-term liabilities outstanding versus \$417,188 in the previous year, representing a 82% increase. The long-term liabilities consist of \$119,416 for accrued compensated absences (\$3,689 current), \$541,007 for net pension liability (\$7,862 current) and \$20,221 for other post-employment benefits. The increase was primarily caused by the recording of net pension liability in accordance with GASB Pronouncement No. 68, *Accounting and Financial Reporting for Pensions*. GASB Statement No. 68 requires the Charter School to recognize its proportionate share of the net pension liabilities and operating statement activities related to changes in the collective pension liabilities of cost-sharing multiple-employer Florida Retirement System (FRS) and Health Insurance Subsidy (HIS) defined benefit plans.

ECONOMIC FACTORS THAT WILL AFFECT THE FUTURE

The economic position of Northwest Florida State College Collegiate High School is closely tied to that of the State of Florida and the Okaloosa County School District. The funding for 2024-2025 showed a moderate increase in the state's base student allocation rate compared to 2023-2024. Given the economic and population growth in the region, continued increases in total revenue are expected.

REQUESTS FOR INFORMATION

This financial report is designed to provide a general overview of finances for those who may be interested. Questions concerning any of the information provided in this report or requests for additional information should be addressed to the Vice President of Administrative Services, 100 East College Boulevard, Niceville, Florida 32578.

Northwest Florida State College Collegiate High School

A Charter School and Restricted Fund of Northwest Florida State College

STATEMENTS OF NET POSITION

	<u>June 30, 2025</u>	<u>June 30, 2024</u>
ASSETS		
Cash	\$ 2,159,093	\$ 2,170,249
Accounts receivable	410,410	476,343
Prepaid expenses	6,478	-
Total current assets	<u>2,575,981</u>	<u>2,646,592</u>
TOTAL ASSETS	<u>2,575,981</u>	<u>2,646,592</u>
DEFERRED OUTFLOWS OF RESOURCES		
Deferred outflows of resources - pensions	399,589	138,000
Deferred outflows of resources - other post-employment benefits	4,689	3,217
Total deferred outflows of resources	<u>404,278</u>	<u>141,217</u>
CURRENT LIABILITIES		
Due to College	1,694,830	560,576
Net pension liability, current portion	7,862	7,862
Accrued compensated absences, current portion	5,079	3,689
Total current liabilities	<u>1,707,771</u>	<u>572,127</u>
NONCURRENT LIABILITIES		
Accrued compensated absences	248,865	115,727
Net pension liability	1,354,488	541,007
Total other post-employment benefits liability	31,075	20,221
Total noncurrent liabilities	<u>1,634,428</u>	<u>676,955</u>
TOTAL LIABILITIES	<u>3,342,199</u>	<u>1,249,082</u>
DEFERRED INFLOWS OF RESOURCES		
Deferred inflows of resources - pensions	193,501	50,024
Deferred inflows of resources - other post-employment benefits	16,730	9,303
Total deferred inflows of resources	<u>210,231</u>	<u>59,327</u>
NET POSITION		
Restricted	44,363	90,511
Unrestricted	(616,534)	1,388,889
Total net position	<u>(572,171)</u>	<u>1,479,400</u>
TOTAL LIABILITIES, DEFERRED INFLOWS, AND NET POSITION	<u>\$ 2,980,259</u>	<u>\$ 2,787,809</u>

The accompanying notes are an integral part of these financial statements.

Northwest Florida State College Collegiate High School

A Charter School and Restricted Fund of Northwest Florida State College

STATEMENTS OF REVENUES, EXPENSES AND CHANGES IN NET POSITION

	For the Year Ended	
	June 30, 2025	June 30, 2024
REVENUES		
Operating revenues	\$ -	\$ -
Total operating revenues	-	-
EXPENSES		
Operating expenses		
Salaries	1,948,622	1,112,558
Benefits	1,539,852	685,890
Contractual services	1,991,251	2,206,139
Other services and expenses	1,203,507	1,225,162
Materials and supplies	1,197,369	423,967
Total operating expenses	7,880,601	5,653,716
Operating loss	(7,880,601)	(5,653,716)
NONOPERATING REVENUES		
State appropriations from county school district	4,445,293	3,892,044
Other income	881,796	436,605
Investment income	62,575	101,014
Total nonoperating revenues	5,389,664	4,429,663
Loss before capital contributions	(2,490,937)	(1,224,053)
CAPITAL CONTRIBUTIONS		
Capital appropriations	439,366	453,761
Change in net position	(2,051,571)	(770,292)
NET POSITION		
Net position, beginning of year	1,479,400	2,184,678
Restatement for change in accounting principle	-	65,014
Net position, beginning of year, restated	1,479,400	2,249,692
Net position, end of year	\$ (572,171)	\$ 1,479,400

The accompanying notes are an integral part of the financial statements.

Northwest Florida State College Collegiate High School

A Charter School and Restricted Fund of Northwest Florida State College

STATEMENTS OF CASH FLOWS

	For the Year Ended	
	June 30, 2025	June 30, 2024
CASH FLOWS FROM OPERATING ACTIVITIES		
Payments to suppliers for goods and services	\$ (3,264,351)	\$ (3,745,611)
Payments to employees	(1,948,622)	(1,112,558)
Payments for benefits	(693,146)	(366,213)
Net cash used in operating activities	<u>(5,906,119)</u>	<u>(5,224,382)</u>
CASH FLOWS FROM NONCAPITAL FINANCING ACTIVITIES		
State appropriations from county school district	5,388,471	3,884,419
Net cash provided by noncapital financing activities	<u>5,388,471</u>	<u>3,884,419</u>
CASH FLOWS FROM CAPITAL AND RELATED FINANCING ACTIVITIES		
Capital appropriations	443,917	442,161
Net cash provided by capital and related financing activities	<u>443,917</u>	<u>442,161</u>
CASH FLOWS FROM INVESTING ACTIVITIES		
Interest income	62,575	101,014
Net cash provided by investing activities	<u>62,575</u>	<u>101,014</u>
Net increase (decrease) in cash	(11,156)	(796,788)
Cash, beginning of year	2,170,249	2,967,037
Cash, end of year	<u>\$ 2,159,093</u>	<u>\$ 2,170,249</u>
Reconciliation of operating loss to net cash used in operating activities		
Operating loss	\$ (7,880,601)	\$ (5,653,716)
Adjustments to reconcile operating loss to net cash used in operating activities		
(Increase) in prepaid expenses	(6,478)	-
(Increase) in deferred outflows of resources	(263,061)	(46,825)
Increase in Due to College	1,134,254	109,657
Increase in net pension liability	813,481	240,543
Increase in accrued compensated absences	134,528	79,798
Increase in total OPEB liability	10,854	15,991
Increase in deferred inflows of resources	150,904	30,170
Net cash used in operating activities	<u>\$ (5,906,119)</u>	<u>\$ (5,224,382)</u>

The accompanying notes are an integral part of these financial statements.

Northwest Florida State College Collegiate High School

A Charter School and Restricted Fund of Northwest Florida State College

Notes To Financial Statements

NOTE 1. SUMMARY OF SIGNIFICANT ACCOUNTING POLICIES

Reporting Entity

Northwest Florida State College Collegiate High School (the "Charter School") is a restricted fund of Northwest Florida State College (the "College"). The financial statements present only the financial position, changes in financial position and cash flows of only that portion of the business-type activities of the College applicable to the operations of the Charter School. The general operating authority of the Charter School is contained in Section 1002.33, Florida Statutes. The Charter School operates under a charter with the sponsoring school district, the School Board of Okaloosa County, Florida ("Sponsor"). The initial charter, effective until June 30, 2005, was renewed and is effective until June 30, 2027. At the end of the term of the charter, the Sponsor may choose not to renew the charter under grounds specified in the charter, in which case the Sponsor is required to notify the Charter School, in writing, at least 90 days prior to the charter's expiration. During the term of the charter, the Sponsor may also terminate the charter if good cause is shown.

Basis of Presentation

The Charter School's accounting policies conform to accounting principles generally accepted in the United States of America applicable to public colleges and universities as prescribed by the Governmental Accounting Standards Board (GASB). The National Association of College and University Business Officers (NACUBO) also provide the College and the Charter School with recommendations prescribed in accordance with generally accepted accounting principles promulgated by GASB and the Financial Accounting Standards Board (FASB). GASB allows public colleges various reporting options. The Charter School has elected to report as an entity engaged in only business-type activities. This election requires the adoption of the accrual basis of accounting and entity-wide reporting including the following components:

- Management's Discussion and Analysis.
- Basic Financial Statements:
 - Statement of Net Position;
 - Statement of Revenues, Expenses and Changes in Net Position;
 - Statement of Cash Flows;
 - Notes to Financial Statements.
- Required Supplementary Information.

The Charter School follows the same basis of presentation as the College.

Northwest Florida State College Collegiate High School

A Charter School and Restricted Fund of Northwest Florida State College

Notes To Financial Statements

NOTE 1. SUMMARY OF SIGNIFICANT ACCOUNTING POLICIES (CONTINUED)

Basis of Accounting

Basis of accounting refers to when revenues, expenses and related assets and liabilities are recognized in the accounts and reported in the financial statements. Specifically, it relates to the timing of the measurements made, regardless of the measurement focus applied. The Charter School's financial statements are presented using the economic resources measurement focus and the accrual basis of accounting. Revenues, expenses, gains, losses, assets, and liabilities resulting from exchange and exchange-like transactions are recognized when the exchange takes place. Revenues, expenses, gains, losses, assets, and liabilities resulting from non-exchange activities are generally recognized when all applicable eligibility requirements, including time requirements, are met.

The Charter School's principal operating activity is instruction. Since student fees are not assessed for instruction, no operating revenue is reported. Operating expenses generally include all transactions directly related to instruction as well as administration, support, student services, and operations. Nonoperating revenues include state noncapital appropriations and investment income.

The statement of net position is presented in a classified format to distinguish between current and noncurrent assets and liabilities. When both restricted and unrestricted resources are available to fund certain programs, it is the Charter School's policy to first apply the restricted resources to such programs followed by the use of the unrestricted resources.

Cash and Cash Equivalents

The amount reported as cash consists of cash on hand and cash in demand deposit accounts. Cash deposits of the Charter School are held by banks designated as qualified public depositories under Florida Statute Chapter 280. All such deposits are insured by federal depository insurance or collateralized with securities held in Florida's multiple financial institution collateral pool.

Capital Assets

The College and, therefore, the Charter School, have a capitalization threshold of \$5,000 for tangible personal property. There were no capital assets reported at June 30, 2025 or 2024.

Net Position

Net position represents the difference between assets, deferred outflows of resources, and liabilities, deferred inflows of resources. Net position is reported as restricted when there are limitations imposed on their use either through enabling legislation or through external restrictions imposed by creditors, grantors, laws or regulations. Net position not reported as restricted net position is reported as unrestricted net position.

Northwest Florida State College Collegiate High School

A Charter School and Restricted Fund of Northwest Florida State College

Notes To Financial Statements

NOTE 1. SUMMARY OF SIGNIFICANT ACCOUNTING POLICIES (CONTINUED)

Revenue Sources

Revenue for current operations along with capital contributions are received primarily from the School Board of Okaloosa County, Florida, pursuant to the funding provisions included in the Charter.

Estimates

The preparation of financial statements in conformity with accounting principles generally accepted in the United States of America requires management to make estimates and assumptions that affect certain reported amounts and disclosures. Accordingly, actual amounts could differ from the estimates.

NOTE 2. CURRENT LIABILITIES

The Due to College includes reimbursement for the Charter School's partial payroll expense processed through College payroll. This amount for reimbursement to the College is based on available fund balance at year-end. For the years ended June 30, 2025 and 2024, the Charter School paid the full amount to the College. The Due to College also includes the final facilities capital outlay allocation for the year from the Okaloosa County School District. This capital outlay allocation is usually transferred to the College in lieu of rent for the building occupied by the Charter School.

NOTE 3. LONG-TERM LIABILITIES

The Charter School's long-term liability activity for the years ended June 30, 2025 and 2024 is as follows:

	Balance June 30, 2024, Restated	Additions	Reductions	Balance June 30, 2025	Due Within One Year
Compensated absences	\$ 119,416	\$ 134,528	\$ -	\$ 253,944	\$ 5,079
Total other post-employment benefit liability	20,221	15,635	4,781	31,075	-
Net pension liability	548,869	1,398,014	584,533	1,362,350	7,862
	<u>\$ 688,506</u>	<u>\$ 1,548,177</u>	<u>\$ 589,314</u>	<u>\$ 1,647,369</u>	<u>\$ 12,941</u>
	Balance June 30, 2023, Restated	Additions	Reductions	Balance June 30, 2024, Restated	Due Within One Year
Compensated absences	\$ 104,632	\$ 130,233	\$ 115,449	\$ 119,416	\$ 3,689
Total other post-employment benefit liability	4,230	21,559	5,568	20,221	-
Net pension liability	308,326	413,198	172,655	548,869	7,862
	<u>\$ 417,188</u>	<u>\$ 564,990</u>	<u>\$ 293,672</u>	<u>\$ 688,506</u>	<u>\$ 11,551</u>

Northwest Florida State College Collegiate High School

A Charter School and Restricted Fund of Northwest Florida State College

Notes To Financial Statements

NOTE 4. OTHER POST-EMPLOYMENT BENEFITS

Compensated Absences

College employees accrue annual and sick leave based upon length of service. Limitations exist regarding the amount that will be paid upon termination. The Charter School reported a liability for the accrued leave in the amount of \$253,944 and \$119,416 at June 30, 2025 and 2024, respectively. This includes the Charter School's share of FICA contributions.

Plan Administration and Benefits

The College, including the Charter School, administers a single-employer defined benefit OPEB plan administered by the Consortium (the "Plan"). Pursuant to the provisions of Section 112.0801, Florida Statutes, former employees who retire from the College, including the Charter School, are eligible to participate in the College's healthcare plan. The College subsidizes the premium rates paid by retirees by allowing them to participate in the Plan at reduced or blended group (implicitly subsidized) premium rates for both active and retired employees. These rates provide an implicit subsidy for retirees because, on an actuarial basis, their current and future claims are expected to result in higher costs to the Plan on average than those of active employees. The College does not offer any explicit subsidies for retiree coverage. Retirees are required to enroll in the Federal Medicare program for their primary coverage as soon as they are eligible. Neither the College, including the Charter School, nor the Consortium, issues a stand-alone report, and the Plan is not included in the annual report of a public employee retirement system or another entity. The Board of Trustees has established and can amend plan benefits and contribution rates. The College has not advance-funded or established a funding methodology for the annual Other Post-Employment Benefit ("OPEB") costs or the total OPEB liability, and the plan is financed on a pay-as-you-go basis.

Plan Membership

Membership of the Plan consisted of the following at June 30, 2024 the date of the latest actuarial valuation:

Active participants	22
Retirees and beneficiaries currently receiving benefits	-
Total	<u>22</u>

Contributions

Required contributions are based on a projected pay-as-you-go basis. For the fiscal years ended June 30, 2025 and 2024, the Charter School provided required contributions of \$1,300 and \$998, respectfully, toward the annual OPEB cost, comprised of benefit payments made on behalf of retirees for claims expenses (net of reinsurance), administrative expenses and reinsurance premiums. Retiree contributions totaled \$0 and \$0, for the fiscal years ended June 30, 2025 and 2024, respectfully.

Northwest Florida State College Collegiate High School

A Charter School and Restricted Fund of Northwest Florida State College

Notes To Financial Statements

NOTE 4. OTHER POST-EMPLOYMENT BENEFITS (CONTINUED)

Total OPEB Liability of the Charter School

The information disclosed below is presented in accordance with GASB Statement No. 75, *Accounting and Financial Reporting for Post-Employment Benefits Other Than Pensions*.

The Charter School's total OPEB liability was measured as of June 30, 2024, and was determined by an actuarial valuation as of June 30, 2024.

Actuarial Assumptions

The total OPEB liability in the June 30, 2024, actuarial valuation was determined using the following actuarial assumptions, applied to all periods included in the measurement:

Inflation	2.40%
Real wage growth	0.85%
Wage inflation	3.25%
Salary increases, including wage inflation	
Regular employees	3.40%-7.80%
Senior management	4.10%-8.20%
Special risk	4.80%-7.40%
Municipal bond index rate	
Prior measurement date	3.65%
Measurement date	3.93%
Health care cost trends	
Pre-Medicare	7.00% for 2024 decreasing to an ultimate rate of 4.40% by 2034
Medicare	5.125% for 2024 decreasing to an ultimate rate of 4.40% by 2027

Mortality rates were based on the PUB-2010 mortality tables, with adjustments for FRS experience and generational mortality improvements using Scale MP-2021.

The demographic actuarial assumptions for mortality, retirement, disability incidence, and withdrawal used in the June 30, 2024 valuation were based on the results of an actuarial experience study for the period July 1, 2018 through June 30, 2023, adopted by FRS.

Northwest Florida State College Collegiate High School

A Charter School and Restricted Fund of Northwest Florida State College

Notes To Financial Statements

NOTE 4. OTHER POST-EMPLOYMENT BENEFITS (CONTINUED)

The remaining actuarial assumptions (e.g. initial per capita costs, health care cost trends, rate of plan participation, rates of plan election, etc.) used in the June 30, 2024 valuation were based on a review of recent plan experience done concurrently with the June 30, 2024 valuation.

Discount Rate

The discount rate used to measure the TOL was based on the June average of the Bond Buyer General Obligation 20 year Municipal Bond Index published weekly by The Bond Buyer.

Changes in the Total OPEB Liability of the Charter School

The changes in the total OPEB liability of the Charter School were as follows:

	Total OPEB Liability For the Year Ended June 30,	
	2025	2024
Balance, beginning of year	\$ 20,221	\$ 4,230
Changes for the year		
Service cost	2,251	1,434
Interest	1,250	782
Experience differences	-	(2,410)
Changes of assumptions and other inputs	(4,036)	266
Benefit payments	(745)	(998)
Other	12,134	16,917
Net changes	10,854	15,991
Balance, end of year	\$ 31,075	\$ 20,221

The required schedule of changes in the Charter School's total OPEB liability and related ratios immediately following the notes to the financial statements presents multiyear trend information about the total OPEB liability.

Northwest Florida State College Collegiate High School

A Charter School and Restricted Fund of Northwest Florida State College

Notes To Financial Statements

NOTE 4. OTHER POST-EMPLOYMENT BENEFITS (CONTINUED)

Sensitivity of the Total OPEB Liability to Changes in the Discount Rate

The following presents the total OPEB liability of the Charter School, as well as what the Charter Schools total OPEB liability would be if it were calculated using a discount rate that is 1-percentage-point lower (2.93%) or 1-percentage-point higher (4.93%) than the current discount rate:

	1% Decrease (2.93%)	Current rate (3.93%)	1% Increase (4.93%)
Total OPEB Liability	\$ 21,556	\$ 31,075	\$ 17,610

Sensitivity of the Total OPEB Liability to Changes in the Healthcare Cost Trend Rates

The following presents the total OPEB liability of the Charter School, as well as what the Charter School's total OPEB liability would be if it were calculated using healthcare cost trend rates that are 1-percentage-point lower or 1-percentage-point higher than the current healthcare cost trend rates:

	1% Decrease	Current	1% Increase
Net OPEB Liability	\$ 16,704	\$ 31,075	\$ 22,808

OPEB Expense and Deferred Outflows of Resources and Deferred Inflows of Resources Related to OPEB

For the year ended June 30, 2025, the Charter School recognized OPEB expense of \$1,300. At June 30, 2025, the Charter School reported deferred outflows of resources and deferred inflows of resources related to OPEB from the following sources:

	Deferred Outflows of Resources	Deferred Inflows of Resources
Differences between expected and actual experience	\$ 1,786	\$ 7,129
Changes in assumptions	1,603	9,601
Charter School contributions subsequent to the measurement date	1,300	-
Total	<u>\$ 4,689</u>	<u>\$ 16,730</u>

Northwest Florida State College Collegiate High School

A Charter School and Restricted Fund of Northwest Florida State College

Notes To Financial Statements

NOTE 4. OTHER POST-EMPLOYMENT BENEFITS (CONTINUED)

OPEB Expense and Deferred Outflows of Resources and Deferred Inflows of Resources Related to OPEB (Continued)

The deferred outflow of resources totaling \$1,300 resulting from contributions subsequent to the measurement date will be recognized as a reduction in the total OPEB liability in the fiscal year ended June 30, 2026. Amounts reported as deferred outflows of resources and deferred inflows of resources related to OPEB will be recognized in OPEB expense as follows:

Year ending June 30:	
2026	\$ (1,176)
2027	(1,082)
2028	(994)
2029	(1,843)
2030	(1,951)
thereafter	(6,295)
Total	<u>\$ (13,341)</u>

NOTE 5. STATE RETIREMENT PROGRAMS

State Community College System Optional Retirement Program

Pursuant to Section 1012.875, Florida Statutes, the Florida Legislature created an Optional Retirement Program (Program) for eligible community college instructors and administrators. The Program is designed to aid community colleges in recruiting employees by offering more portability to employees not expected to vest in the Florida Retirement System.

The Program is a defined contribution plan, which provides full and immediate vesting of all contributions submitted to the participating companies on behalf of the participant. Employees in eligible positions can make an irrevocable election to participate in the Program, rather than the Florida Retirement System, and purchase retirement and death benefits through contracts provided by certain insurance carriers. The employing Community College contributes on behalf of the participant 5.15% of the participant's salary, less a small amount used to cover administrative costs. Employees are required to contribute 3% of the employee's salary.

Additionally, the participant may contribute, by payroll deduction, an amount not to exceed the percentage contributed by the community college to the participant's annuity account. The contributions are invested in the company or companies selected by the participant to create a fund for the purchase of annuities at retirement.

Northwest Florida State College Collegiate High School

A Charter School and Restricted Fund of Northwest Florida State College

Notes To Financial Statements

NOTE 5. STATE RETIREMENT PROGRAMS (CONTINUED)

State Community College System Optional Retirement Program (Continued)

There were no charter high school participants during the 2023-2024 fiscal years, therefore there were no required employer contributions made to the program for the year ended June 30, 2024. There were no charter high school participants during the 2024-2025 fiscal years, therefore there were no required employer contributions made to the program for the year ended June 30, 2025.

Florida Retirement System Defined Benefit Pension Plans

The Florida Retirement System (FRS) was created by Chapter 121, Florida Statutes, to provide a defined benefit pension plan for participating public employees. The FRS was amended in 1998 to add the Deferred Retirement Option Program under the defined benefit plan and amended in 2000 to provide a defined contribution plan alternative to the defined benefit plan for FRS members effective July 1, 2002. This integrated defined contribution pension plan is the FRS Investment Plan. Chapter 112, Florida Statutes, established the Retiree Health Insurance Subsidy (HIS) Program, a cost-sharing multiple-employer defined benefit pension plan, to assist retired members of any state-administered retirement system in paying the costs of health insurance.

Essentially all regular employees of the Charter School are eligible to enroll as members of the state-administered FRS. Provisions relating to the FRS are established by Chapters 121 and 122, Florida Statutes; Chapter 112, Part IV, Florida Statutes; Chapter 238, Florida Statutes; and FRS Rules, Chapter 60S, *Florida Administrative Code*; wherein eligibility, contributions, and benefits are defined and described in detail. Such provisions may be amended at any time by further action from the Florida Legislature. The FRS is a single retirement system administered by the Florida Department of Management Services, Division of Retirement, and consists of the two cost-sharing, multiple-employer defined benefit plans and other nonintegrated programs. An Annual Comprehensive Financial Report of the FRS, which includes its financial statements, required supplementary information, actuarial report, and other relevant information, is available from the Florida Department of Management Services' website (www.dms.myflorida.com).

Notes To Financial Statements

NOTE 5. STATE RETIREMENT PROGRAMS (CONTINUED)

Florida Retirement System Defined Benefit Pension Plan

Plan Description

The Florida Retirement System Pension Plan (FRS Plan) is a cost-sharing multiple-employer defined benefit pension plan, with a Deferred Retirement Option Program (DROP) for eligible employees. The general classes of membership are as follows:

- Regular Class – Members of the FRS who do not qualify for membership in the other classes.
- Senior Management Service Class (SMSC) – Members in senior management level positions.

Benefits Provided

Benefits under the FRS Plan are computed on the basis of age and/or years of service, average final compensation, and service credit. Credit for each year of service is expressed as a percentage of the average final compensation. For members initially enrolled before July 1, 2011, the average final compensation is the average of the five highest fiscal years' earnings; for members initially enrolled on or after July 1, 2011, the average final compensation is the average of the eight highest fiscal years' earnings. The total percentage value of the benefit received is determined by calculating the total value of all service, which is based on the retirement class to which the member belonged when the service credit was earned. Members are eligible for in-line-of-duty or regular disability and survivors' benefits.

The following chart shows the percentage value for each year of service credit earned:

<u>Class, Initial Enrollment, and Retirement Age/Years of Service:</u>	<u>% value</u>
Regular Class members initially enrolled before July 1, 2011	
Retirement up to age 62 or up to 30 years of service	1.60
Retirement at age 63 or with 31 years of service	1.63
Retirement at age 64 or with 32 years of service	1.65
Retirement at age 65 or with 33 or more years of service	1.68
Regular Class members initially enrolled on or after July 1, 2011	
Retirement up to age 65 or up to 33 years of service	1.60
Retirement at age 66 or with 34 years of service	1.63
Retirement at age 67 or with 35 years of service	1.65
Retirement at age 68 or with 36 or more years of service	1.68
Senior Management Service Class	2.00
Special Risk Regular	
Service on and after October 1, 1974	3.00

Notes To Financial Statements

NOTE 5. STATE RETIREMENT PROGRAMS (CONTINUED)

Benefits Provided (Continued)

As provided in Section 121.101, Florida Statutes, if the member is initially enrolled in the FRS before July 1, 2011, and all service credit was accrued before July 1, 2011, the annual cost-of-living adjustment is 3% per year. If the member is initially enrolled before July 1, 2011, and has service credit on or after July 1, 2011, there is an individually calculated cost-of-living adjustment. The annual cost-of-living adjustment is a proportion of 3% determined by dividing the sum of the pre-July 2011 service credit by the total service credit at retirement multiplied by 3%. FRS Plan members initially enrolled on or after July 1, 2011, will not have a cost-of-living adjustment after retirement.

Contributions

The Florida Legislature establishes contribution rates for participating employers and employees. Effective July 1, 2011, all FRS Plan members (except those in DROP) are required to make 3% employee contributions on a pretax basis. The contribution rates attributable to the Charter School, effective July 1, 2023, were applied to employee salaries as follows: regular employees 13.57%, county elected officials 58.68%, senior management 34.52%, and DROP participants 21.13%. The Charter School's contributions to the FRS Plan were \$137,071 and \$47,291 for the years ended June 30, 2025 and 2024, respectively.

Pension Costs

At June 30, 2025, the Charter School reported a liability of \$844,956 for its proportionate share of the FRS Plan's net pension liability. The net pension liability was measured as of June 30, 2024, and the total pension liability used to calculate the net pension liability was determined by an actuarial valuation as of July 1, 2024. The Charter School's proportion of the net pension liability was based on the Charter School's contributions received by FRS during the measurement period for employer payroll paid dates from July 1, 2023 through June 30, 2024, relative to the total employer contributions received from all of FRS's participating employers. At the June 30, 2024, measurement date, the Charter School's proportion was 0.00218421%.

At June 30, 2024, the Charter School reported a liability of \$344,277 for its proportionate share of the FRS Plan's net pension liability. The net pension liability was measured as of June 30, 2023, and the total pension liability used to calculate the net pension liability was determined by an actuarial valuation as of July 1, 2023. The Charter School's proportion of the net pension liability was based on the Charter School's contributions received by FRS during the measurement period for employer payroll paid dates from July 1, 2022 through June 30, 2023, relative to the total employer contributions received from all of FRS's participating employers. At the June 30, 2023, measurement date, the Charter School's proportion was 0.00086400%.

Northwest Florida State College Collegiate High School

A Charter School and Restricted Fund of Northwest Florida State College

Notes To Financial Statements

NOTE 5. STATE RETIREMENT PROGRAMS (CONTINUED)

Pension Costs (Continued)

For the year ended June 30, 2025, the Charter School recognized pension expense of \$104,203 for its proportionate share of FRS' pension expense. In addition, the Charter School reported its proportionate share of FRS' deferred outflows of resources and deferred inflows of resources from the following sources:

Description	Deferred Outflows of Resources	Deferred Inflows of Resources
Differences between expected and actual economic experience	\$ 85,363	\$ -
Changes in actuarial assumptions	115,809	-
Net difference between projected and actual earnings on pension plan investments	-	56,160
Changes in proportion and differences between Charter School contributions and proportionate share of contributions	353	67,845
Charter School contributions subsequent to the measurement date	137,071	-
Total	<u>\$ 338,596</u>	<u>\$ 124,005</u>

The deferred outflow totaling \$137,071 was related to pensions resulting from Charter School contributions to the FRS Plan subsequent to the measurement date will be recognized as a reduction of the net pension liability in the year ended June 30, 2026. Other amounts reported as deferred outflows and inflows of resources related to pensions will be recognized as an increase in pension expense as follows:

Year Ended June 30	Amount
2026	\$ (33,410)
2027	119,429
2028	(7,255)
2029	(7,529)
2030	6,285
	<u>\$ 77,520</u>

Northwest Florida State College Collegiate High School

A Charter School and Restricted Fund of Northwest Florida State College

Notes To Financial Statements

NOTE 5. STATE RETIREMENT PROGRAMS (CONTINUED)

Actuarial Assumptions

The total pension liability in the July 1, 2024, actuarial valuation was determined using the following actuarial assumptions, applied to all periods included in the measurement:

Inflation	2.40% per year
Salary increases	3.50%, average, including inflation
Investment rate of return	6.70%, net of pension plan investment expense, including inflation

Mortality rates were based on the Generational PUB-2010 with Projection Scale MP-2021. The actuarial assumptions used in the July 1, 2024, valuation were based on the results of an actuarial experience study for the period July 1, 2018 through June 30, 2023.

The long-term expected rate of return on pension plan investments was not based on historical returns, but instead is based on a forward-looking capital market economic model. The allocation policy's description of each asset class was used to map the target allocation to the asset classes shown below. Each asset class assumption is based on a consistent set of underlying assumptions, and includes an adjustment for the inflation assumption.

The target allocation, as outlined in the FRS Plan's investment policy and best estimates of arithmetic and geometric real rates of return for each major asset class are summarized in the following table:

<u>Asset Class</u>	<u>Target Allocation</u>	<u>Annual Arithmetic Return</u>	<u>Compound Annual (Geometric) Return</u>	<u>Standard Deviation</u>
Cash	1.00%	3.30%	3.30%	1.10%
Fixed income	29.00%	5.70%	5.60%	3.90%
Global equity	45.00%	8.60%	7.00%	18.20%
Real estate (property)	12.00%	8.10%	6.80%	16.60%
Private equity	11.00%	12.40%	8.80%	28.40%
Strategic investments	2.00%	6.60%	6.20%	8.70%

Discount Rate

The discount rate used to measure the total pension liability was 6.70% for the FRS Plan. The projection of cash flows used to determine the discount rate assumed that employee and employer contributions will be made at the rate specified in statute. Based on that assumption, each of the pension plan's fiduciary net position was projected to be available to make all projected future benefit payments of current active and inactive employees. Therefore, the long-term expected rate of return on pension plan investments was applied to all periods of projected benefit payments to determine the total pension liability.

Northwest Florida State College Collegiate High School

A Charter School and Restricted Fund of Northwest Florida State College

Notes To Financial Statements

NOTE 5. STATE RETIREMENT PROGRAMS (CONTINUED)

Pension Liability Sensitivity

The following presents the Charter School's proportionate share of the net pension liability for the FRS Plan, calculated using the discount rate disclosed in the preceding paragraph, as well as what the Charter School's proportionate share of the net pension liability would be if it were calculated using a discount rate one percentage point lower or one percentage point higher than the current discount rate:

Description	1% Decrease (5.70%)	Current Discount Rate (6.70%)	1% Increase (7.70%)
Charter School's proportionate share of the FRS Plan net pension liability	\$ 1,486,247	\$ 844,956	\$ 307,738

Pension Plan Fiduciary Net Position

Detailed information about the FRS Plan's fiduciary's net position is available in a separately-issued FRS Pension Plan and other state-administered systems Annual Comprehensive Financial Report. That report may be obtained through the Florida Department of Management Services website at <http://www.dms.myflorida.com>.

Retiree Health Insurance Subsidy Program

Plan Description

The Retiree Health Insurance Subsidy Program (HIS Plan) is a cost-sharing multiple-employer defined benefit pension plan established under Section 112.363, Florida Statutes, and may be amended by the Florida Legislature at any time. The benefit is a monthly payment to assist retirees of state-administered retirement systems in paying their health insurance costs and is administered by the Florida Department of Management Services, Division of Retirement.

Benefits Provided

For the fiscal year ended June 30, 2025, eligible retirees and beneficiaries received a monthly HIS payment of \$5 for each year of creditable service completed at the time of retirement, with a minimum HIS payment of \$30 and a maximum HIS payment of \$150 per month, pursuant to Section 112.363, Florida Statutes. To be eligible to receive a HIS Plan benefit, a retiree under a state-administered retirement system must provide proof of health insurance coverage, which may include Medicare.

Northwest Florida State College Collegiate High School

A Charter School and Restricted Fund of Northwest Florida State College

Notes To Financial Statements

NOTE 5. STATE RETIREMENT PROGRAMS (CONTINUED)

Contributions

The HIS Plan is funded by required contributions from FRS participating employers as set by the Florida Legislature. Employer contributions are a percentage of gross compensation for all active FRS members. For the fiscal year ended June 30, 2025, the contribution rate was 2% of payroll pursuant to Section 112.363, Florida Statutes. The Charter School contributed 100% of its statutorily required contributions for the current and preceding three years. HIS Plan contributions are deposited in a separate trust fund from which payments are authorized. HIS Plan benefits are not guaranteed and are subject to annual legislative appropriation. In the event the legislative appropriation or available funds fail to provide full subsidy benefits to all participants, benefits may be reduced or canceled. The Charter School's contributions to the HIS Plan were \$33,435 and \$11,165, for the years ended June 30, 2025 and 2024, respectively.

Pension Costs

At June 30, 2025, the Charter School reported a liability of \$517,394 for its proportionate share of the HIS Plan's net pension liability. The net pension liability was measured as of June 30, 2024, and the total pension liability used to calculate the net pension liability was determined by an actuarial valuation as of July 1, 2024. The Charter School's proportion of the net pension liability was based on the Charter School's contributions received during the measurement period for employer payroll paid dates from July 1, 2023 through June 30, 2024, relative to the total employer contributions received from all participating employers. At June 30, 2024, the Charter School's proportion was 0.00344907%.

At June 30, 2024, the Charter School reported a liability of \$204,592 for its proportionate share of the HIS Plan's net pension liability. The net pension liability was measured as of June 30, 2023, and the total pension liability used to calculate the net pension liability was determined by an actuarial valuation as of July 1, 2023. The Charter School's proportion of the net pension liability was based on the Charter School's contributions received during the measurement period for employer payroll paid dates from July 1, 2022 through June 30, 2023, relative to the total employer contributions received from all participating employers. At June 30, 2023, the Charter School's proportion was 0.00128825%.

Northwest Florida State College Collegiate High School

A Charter School and Restricted Fund of Northwest Florida State College

Notes To Financial Statements

NOTE 5. STATE RETIREMENT PROGRAMS (CONTINUED)

Pension Costs (Continued)

For the year ended June 30, 2025, the Charter School recognized pension expense of \$17,149 for its proportionate share of HIS's pension expense. In addition, the Charter School reported its proportionate share of HIS's deferred outflows of resources and deferred inflows of resources from the following sources:

Description	Deferred Outflows	Deferred Inflows
Differences between expected and actual economic experience	\$ 4,996	\$ 993
Change of assumptions	9,157	61,254
Net difference between projected and actual earnings on pension plan investments	-	187
Change in proportion and differences between Charter School contributions and proportionate share of contributions	13,405	7,062
Charter School contributions subsequent to the measurement date	33,435	-
Total	<u>\$ 60,993</u>	<u>\$ 69,496</u>

The \$33,435 reported as a deferred outflow of resources related to pensions resulting from Charter School contributions to the FRS Plan subsequent to the measurement date will be recognized as a reduction of the net pension liability in the year ended June 30, 2026. Other amounts reported as deferred outflows and inflows of resources related to pensions will be recognized as a decrease in pension expense as follows:

Year-End June 30	Amount
2026	\$ (7,641)
2027	(9,557)
2028	(12,926)
2029	(7,709)
2030	(3,240)
Thereafter	(865)
	<u>\$ (41,938)</u>

Actuarial Assumptions

The total pension liability in the July 1, 2024, actuarial valuation was determined using the following actuarial assumptions, applied to all periods included in the measurement:

Inflation	2.40% per year
Salary increases	3.50%, average, including inflation
Municipal bond rate	3.93%

Northwest Florida State College Collegiate High School

A Charter School and Restricted Fund of Northwest Florida State College

Notes To Financial Statements

NOTE 5. STATE RETIREMENT PROGRAMS (CONTINUED)

Actuarial Assumptions (Continued)

Mortality rates were based on the Generational PUB-2010 with Projection Scale MP-2021. The actuarial assumptions used in the July 1, 2024, valuation were based on the results of an actuarial experience study for the period July 1, 2018 through June 30, 2023.

Discount Rate

The discount rate used to measure the total pension liability was 3.93% for the HIS Plan. In general, the discount rate for calculating the total pension liability is equal to the single rate equivalent to discounting at the long-term expected rate of return for benefit payments prior to the projected depletion date. Because the HIS benefit is essentially funded on a pay-as-you-go basis, the depletion date is considered to be immediate, and the single equivalent discount rate is equal to the municipal bond rate selected by the HIS Plan sponsor. The Bond Buyer General Obligation 20-Bond Municipal Bond Index was adopted as the applicable municipal bond index. The discount rate used to determine the total pension liability increased from 3.65% from the prior measurement date.

Pension Liability Sensitivity

The following presents the Charter School's proportionate share of the net pension liability for the HIS Plan, calculated using the discount rate disclosed in the preceding paragraph, as well as what the Charter School's proportionate share of the net pension liability would be if it were calculated using a discount rate one percentage point lower or one percentage point higher than the current discount rate:

Description	1% Decrease (2.93%)	Current Discount Rate (3.93%)	1% Increase (4.93%)
Charter School's proportionate share of the HIS net pension liability	\$ 588,986	\$ 517,394	\$ 457,960

Pension Plan Fiduciary Net Position

Detailed information about the HIS Plan's fiduciary's net position is available in a separately-issued FRS Pension Plan and other state-administered systems Annual Comprehensive Financial Report. That report may be obtained through the Florida Department of Management Services website at <http://www.dms.myflorida.com>.

Northwest Florida State College Collegiate High School

A Charter School and Restricted Fund of Northwest Florida State College

Notes To Financial Statements

NOTE 5. STATE RETIREMENT PROGRAMS (CONTINUED)

Pension Plan Fiduciary Net Position (Continued)

Applicable totals for the Charter School's defined benefit pension plans are reflected below:

	<u>FRS</u>	<u>HIS</u>	<u>Totals</u>
Net pension liability	\$ 844,956	\$ 517,394	\$ 1,362,350
Deferred outflows	338,596	60,993	399,589
Deferred inflows	124,005	69,496	193,501
Pension expense	104,203	17,149	121,352

NOTE 6. RISKS AND UNCERTAINTIES

Risk Management Programs

The College is exposed to various risks of loss related to torts; theft of, damage to, and destruction of assets; errors and omissions; injuries to employees; and natural disasters. The College provided coverage for these risks primarily through the Consortium, which was created under authority of Section 1001.64(27), Florida Statutes, by the Boards of Trustees for Florida public colleges for joining a cooperative effort to develop, implement and participate in a coordinated statewide college risk management program. The Consortium is self-sustaining through member assessments (premiums) and is reinsured through commercial companies for claims in excess of specified amounts. Insurance coverage obtained through the Consortium included health, life, fire and extended property, general and automobile liability, workers' compensation, and other liability coverage. Settled claims resulting from these risks have not exceeded coverage in any of the past three fiscal years.

NOTE 7. NET POSITION

Net position is restricted by outside parties for the following educational programs as of June 30:

	<u>2025</u>	<u>2024</u>
A+ School Recognition	\$ 44,363	\$ 89,374
Teacher Lead	-	1,137
	<u>\$ 44,363</u>	<u>\$ 90,511</u>

Northwest Florida State College Collegiate High School

A Charter School and Restricted Fund of Northwest Florida State College

Notes To Financial Statements

NOTE 8. CHANGE IN ACCOUNTING PRINCIPLE

In conjunction with the implementation of Governmental Accounts Standards Board (GASB) Statement No. 101, *Compensated Absences*, the Charter School is required to recognize liabilities for compensated absences for: (1) leave that has not been used, and (2) leave that has been used but not yet paid in cash or settled through noncash means. A liability should be recognized for leave that has not been used if: (a) the leave is attributable to services already rendered, (b) the leave accumulates, and (c) the leave is more likely than not to be used for time off or otherwise paid in cash or settled through noncash means. Therefore, in conjunction with the implementation of GASB Statement No. 101, a restatement to beginning net position was required to properly report compensated absences as of July 1, 2023 as follows:

Net Position, beginning	\$	2,184,678
Restatement for implementation of GASB 101		<u>65,014</u>
Net Position, beginning, as restated	\$	<u><u>2,249,692</u></u>

NOTE 9. SUBSEQUENT EVENTS

The Charter School has evaluated all subsequent events through March 18, 2026 the date the financial statements were available to be issued.

REQUIRED SUPPLEMENTARY INFORMATION

Northwest Florida State College Collegiate High School

A Charter School and Restricted Fund of Northwest Florida State College

SCHEDULE OF CHANGES IN THE CHARTER SCHOOL'S TOTAL OPEB LIABILITY AND RELATED RATIOS

	2025	2024	2023	2022	2021	2020	2019	2018
Total OPEB liability								
Service cost	\$ 2,251	\$ 1,434	\$ 359	\$ 306	\$ 271	\$ 266	\$ 269	\$ 281
Interest on total OPEB liability	1,250	782	106	123	185	141	124	102
Difference between expected and actual experience	-	(2,410)	-	-	-	-	-	-
Changes of assumptions and other inputs	(4,036)	266	(722)	(183)	(60)	1,112	(115)	(130)
Benefit payments	(745)	(998)	(109)	(997)	(106)	(186)	(84)	(176)
Other	12,134	16,917	-	-	-	-	-	-
Net change in total OPEB liability	10,854	15,991	(366)	(751)	290	1,333	194	77
Total OPEB liability - beginning	20,221	4,230	4,596	5,347	5,057	3,724	3,530	3,453
Total OPEB liability - ending	\$ 31,075	\$ 20,221	\$ 4,230	\$ 4,596	\$ 5,347	\$ 5,057	\$ 3,724	\$ 3,530
Covered-employee payroll	1,180,903	738,064	135,923	\$ 135,923	\$ 141,685	\$ 175,715	\$ 166,774	\$ 158,940
Total OPEB liability as a percentage of covered-employee payroll	2.6%	2.7%	3.1%	3.4%	3.8%	2.9%	2.2%	2.2%

Notes to the Schedule:

The schedule will present 10 years of information once it is accumulated.

The Charter School is not accumulating assets in a trust fund that meets the criteria in paragraph 4 of GASB Statement No. 75 for payment of future OPEB benefits.

Northwest Florida State College Collegiate High School

A Charter School and Restricted Fund of Northwest Florida State College

SCHEDULE OF CONTRIBUTIONS

	2025	2024	2023	2022	2021	2020	2019	2018	2017	2016
Florida Retirement System Pension Plan (FRS)										
Contractually required contribution (actuarially determined)	\$ 137,071	\$ 47,291	\$ 26,231	\$ 32,809	\$ 23,811	\$ 21,062	\$ 27,510	\$ 21,023	\$ 16,978	\$ 15,095
Contributions in relation to the actuarially determined contributions	137,071	47,291	26,231	32,809	23,811	21,062	27,510	21,023	16,978	15,095
Contribution deficiency (excess)	\$ -	\$ -	\$ -	\$ -	\$ -	\$ -	\$ -	\$ -	\$ -	\$ -
Covered payroll	\$ 1,211,901	\$ 738,064	\$ 269,128	\$ 346,604	\$ 287,621	\$ 356,701	\$ 375,241	\$ 357,615	\$ 292,026	\$ 269,524
Contributions as a percentage of covered payroll	11.31%	6.41%	9.75%	9.47%	8.28%	5.90%	7.33%	5.88%	5.81%	5.60%
Retiree Health Insurance Subsidy Program (HIS)										
Contractually required contribution (actuarially determined)	\$ 33,435	\$ 11,165	\$ 5,348	\$ 6,325	\$ 4,897	\$ 5,002	\$ 4,788	\$ 5,765	\$ 4,497	\$ 4,201
Contributions in relation to the actuarially determined contributions	33,435	11,165	5,348	6,325	4,897	5,002	4,788	5,765	4,497	4,201
Contribution deficiency (excess)	\$ -	\$ -	\$ -	\$ -	\$ -	\$ -	\$ -	\$ -	\$ -	\$ -
Covered payroll	\$ 1,211,901	\$ 738,064	\$ 269,128	\$ 346,604	\$ 287,621	\$ 356,701	\$ 375,241	\$ 357,615	\$ 292,026	\$ 257,305
Contributions as a percentage of covered payroll	2.76%	1.51%	1.99%	1.82%	1.70%	1.40%	1.28%	1.61%	1.54%	1.63%

Northwest Florida State College Collegiate High School

A Charter School and Restricted Fund of Northwest Florida State College

SCHEDULE OF PROPORTIONATE SHARE OF THE NET PENSION LIABILITY

	2025	2024	2023	2022	2021	2020	2019	2018	2017	2016
Florida Retirement System Pension Plan (FRS)										
Proportion of the net pension liability	0.00218421%	0.00086400%	0.00059745%	0.00000159%	0.00000634%	0.00000635%	0.00000625%	0.00000790%	0.00000091%	0.00000672%
Proportionate share of the net pension liability	\$ 844,956	\$ 344,277	\$ 222,298	\$ 59,308	\$ 274,748	\$ 218,776	\$ 188,325	\$ 233,803	\$ 167,135	\$ 86,767
Covered payroll	\$ 1,211,901	\$ 738,064	\$ 269,128	\$ 346,604	\$ 287,621	\$ 356,701	\$ 375,241	\$ 357,615	\$ 292,026	\$ 269,524
Proportionate share of the net pension liability as percentage of covered payroll	69.72%	46.65%	82.60%	17.11%	95.52%	61.33%	50.19%	65.38%	57.23%	32.19%
Plan's fiduciary net position as a percentage of the total pension liability	83.70%	82.38%	82.89%	96.40%	78.85%	82.61%	84.26%	84.00%	85.00%	92.00%
Retiree Health Insurance Subsidy Program (HIS)										
Proportion of the net pension liability	0.00344907%	0.00128825%	0.00000864%	0.00000597%	0.00000634%	0.00000635%	0.00000625%	0.00000790%	0.00000091%	0.00000672%
Proportionate share of the net pension liability	\$ 517,394	\$ 204,592	\$ 86,028	\$ 128,380	\$ 105,976	\$ 96,735	\$ 88,736	\$ 109,661	\$ 102,125	\$ 86,767
Covered payroll	\$ 1,211,901	\$ 738,064	\$ 269,128	\$ 346,604	\$ 287,621	\$ 356,701	\$ 375,241	\$ 357,615	\$ 292,026	\$ 269,524
Proportionate share of the net pension liability as percentage of covered payroll	42.69%	31.97%	31.97%	37.04%	29.71%	25.78%	24.81%	37.55%	37.89%	33.72%
Plan's fiduciary net position as a percentage of the total pension liability	4.80%	4.12%	4.81%	3.56%	3.00%	2.63%	2.15%	1.64%	0.97%	0.50%



Independent Auditor's Report on Internal Control Over Financial Reporting and on Compliance and Other Matters Based on an Audit of Financial Statements Performed in Accordance with *Government Auditing Standards*

**Board of Trustees
Northwest Florida State College Collegiate High School
Niceville, Florida**

We have audited, in accordance with the auditing standards generally accepted in the United States of America and the standards applicable to financial audits contained in *Government Auditing Standards* issued by the Comptroller General of the United States, the financial statements of Northwest Florida State College Collegiate High School (the "Charter School"), a Charter School and restricted fund of Northwest Florida State College, as of and for the year ended June 30, 2025 and the related notes to the financial statements, which collectively comprise the Charter School's basic financial statements, and have issued our report thereon dated March 18, 2026.

Report on Internal Control Over Financial Reporting

In planning and performing our audit of the financial statements, we considered the Charter School's internal control over financial reporting (internal control) as a basis for designing audit procedures that are appropriate in the circumstances for the purpose of expressing an opinion on the financial statements, but not for the purpose of expressing an opinion on the effectiveness of the Charter School's internal control. Accordingly, we do not express an opinion on the effectiveness of the Charter School's internal control.

A deficiency in internal control exists when the design or operation of a control does not allow management or employees, in the normal course of performing their assigned functions, to prevent, or detect and correct, misstatements on a timely basis. *A material weakness* is a deficiency, or a combination of deficiencies, in internal control, such that there is a reasonable possibility that a material misstatement of the entity's financial statements will not be prevented, or detected and corrected on a timely basis. *A significant deficiency* is a deficiency, or a combination of deficiencies, in internal control that is less severe than a material weakness, yet important enough to merit attention by those charged with governance.

Our consideration of internal control was for the limited purpose described in the first paragraph of this section and was not designed to identify all deficiencies in internal control that might be material weaknesses or significant deficiencies. Given these limitations, during our audit we did not identify any deficiencies in internal control that we consider to be material weaknesses. However, material weaknesses or significant deficiencies may exist that have not been identified.

Report on Compliance and Other Matters

As part of obtaining reasonable assurance about whether the Charter School's financial statements are free from material misstatement, we performed tests of its compliance with certain provisions of laws, regulations, contracts, and grant agreements, noncompliance with which could have a direct and material effect on the determination of financial statement amounts. However, providing an opinion on compliance with those provisions was not an objective of our audit, and accordingly, we do not express such an opinion. The results of our tests disclosed no instances of noncompliance or other matters that are required to be reported under *Government Auditing Standards*.

Purpose of this Report

The purpose of this report is solely to describe the scope of our testing of internal control and compliance and the results of that testing, and not to provide an opinion on the effectiveness of the Charter School's internal control or on compliance. This report is an integral part of an audit performed in accordance with *Government Auditing Standards* in considering the entity's internal control and compliance. Accordingly, this communication is not suitable for any other purpose.



Bradenton, Florida
March 18, 2026



Independent Auditor's Management Letter

**Board of Trustees
Northwest Florida State College Collegiate High School
Niceville, Florida**

Report on the Financial Statements

We have audited the financial statements of Northwest Florida State College Collegiate High School (the "Charter School"), a Charter School and restricted fund of Northwest Florida State College, as of and for the fiscal years ended June 30, 2025 and 2024 and have issued our report thereon dated March 18, 2026.

Auditor's Responsibility

We conducted our audit in accordance with auditing standards generally accepted in the United States of America; the standards applicable to financial audits contained in *Government Auditing Standards*, issued by the Comptroller General of the United States; and Chapter 10.850, Rules of the Auditor General.

Other Reporting Requirements

We have issued our Independent Auditor's Report on Internal Control over Financial Reporting and on Compliance and Other Matters Based on an Audit of Financial Statements Performed in Accordance with *Government Auditing Standards*. Disclosures in that report, dated March 18, 2026 should be considered in conjunction with this management letter.

Prior Audit Findings

Section 10.854(1)(e)1., Rules of the Auditor General, requires that we determine whether or not corrective actions have been taken to address findings and recommendations made in the preceding annual financial audit report. No findings or audit recommendations were made in the preceding annual financial audit report.

Official Title

Section 10.854(1)(e)5., Rules of the Auditor General, requires that the name or official title of the entity and the school code assigned by the Florida Department of Education be disclosed in this management letter. The official title and the school code assigned by the Florida Department of Education of the Charter School is Northwest Florida State College Collegiate High School; 9805.

Financial Condition and Management

Sections 10.854(1)(e)2. and 10.855(11), Rules of the Auditor General, require us to apply appropriate procedures and communicate whether or not Northwest Florida State College Collegiate High School has met one or more of the conditions described in Section 218.503(1), Florida Statutes, and to identify the specific condition(s) met. In connection with our audit, we determined that Northwest Florida State College Collegiate High School did not meet any of the conditions described in Section 218.503(1), Florida Statutes.

Pursuant to Sections 10.854(1)(e)6.a. and 10.855(12), Rules of the Auditor General, we applied financial condition assessment procedures for Northwest Florida State College Collegiate High School. It is management's responsibility to monitor the Northwest Florida State College Collegiate High School's financial condition, and our financial condition assessment was based in part on representations made by management and the review of financial information provided by the same.

Section 10.854(1)(e)3., Rules of the Auditor General, requires that we communicate any recommendations to improve financial management. In connection with our audit, we did not have any such recommendations.

Transparency


Sections 10.854(1)(e)7. and 10.855(13), Rules of the Auditor General, require us to apply appropriate procedures and communicate the results of our determination as to whether Northwest Florida State College Collegiate High School maintains on its website the information specified in Section 1002.33(9)(p), Florida Statutes. In connection with our audit, we determined that the Charter School maintained on its website the information specified in Section 1002.33(9)(p), Florida Statutes.

Additional Matters

Section 10.854(1)(e)4., Rules of the Auditor General, requires us to communicate noncompliance with provisions of contracts or grant agreements, or abuse, that have occurred, or are likely to have occurred, that have an effect on the financial statements that is less than material but which warrants the attention of those charged with governance. In connection with our audit, we did not note any such findings.

Purpose of this Letter

Our management letter is intended solely for the information and use of the Legislative Auditing Committee, members of the Florida Senate and the Florida House of Representatives, the Florida Auditor General, federal and other granting agencies, the Board of Directors, applicable management, and the School District of Okaloosa County and is not intended to be and should not be used by anyone other than these specified parties.



Bradenton, Florida
March 18, 2026