

Annual Financial Report

for the fiscal year ended September 30, 2020

Pinellas County, Florida



2020




*Front cover prepared by:
Pinellas County Marketing & Communications Department*

PINELLAS COUNTY, FLORIDA

COMPREHENSIVE ANNUAL FINANCIAL REPORT

For the fiscal year ended September 30, 2020



BOARD OF COUNTY COMMISSIONERS

District 1
Janet C. Long

District 2
Pat Gerard

District 3
Charlie Justice

District 4
Dave Eggers

District 5
Karen Williams Seel

District 6
Kathleen Peters

District 7
René Flowers

CONSTITUTIONAL OFFICERS

Clerk of the Circuit Court & Comptroller
Ken Burke

Property Appraiser
Mike Twitty

Sheriff
Bob Gualtieri

Supervisor of Elections
Julie Marcus

Tax Collector
Charles W. Thomas

County Administrator, Barry A. Burton
Chief Deputy Director, Finance Division, Jeanette L. Phillips

Prepared by: Clerk and Accountant to the Board of County Commissioners, Ken Burke

Pinellas County Complies with the Americans with Disabilities Act (ADA). This document conforms to the Web Content Accessibility Guidelines (WCAG) 2.0 AA standard. If you require additional accommodation to access this document, please contact the Finance Division at (727) 464-8300.



*Front cover prepared by:
Pinellas County Marketing & Communications Department*

I: INTRODUCTORY SECTION

- **TABLE OF CONTENTS**
- **LETTER OF TRANSMITTAL**
- **CERTIFICATE OF ACHIEVEMENT
FOR EXCELLENCE IN
FINANCIAL REPORTING**
- **ORGANIZATION CHART**

Pinellas County, Florida
COMPREHENSIVE ANNUAL FINANCIAL REPORT
For the year ended September 30, 2020
TABLE OF CONTENTS

PAGE

INTRODUCTORY SECTION

LETTER OF TRANSMITTAL (Unaudited).....	iv
GFOA CERTIFICATE OF ACHIEVEMENT.....	xii
ORGANIZATION CHART.....	xiii

FINANCIAL SECTION

INDEPENDENT AUDITOR'S REPORT	1
MANAGEMENT'S DISCUSSION AND ANALYSIS (Unaudited).....	4

BASIC FINANCIAL STATEMENTS:

GOVERNMENT-WIDE FINANCIAL STATEMENTS

Statement of Net Position.....	16
Statement of Activities.....	17

FUND FINANCIAL STATEMENTS

Balance Sheet - Governmental Funds.....	19
Reconciliation of the Balance Sheet of Governmental Funds to the Statement of Net Position.....	21
Statement of Revenues, Expenditures and Changes in Fund Balances - Governmental Funds.....	22
Reconciliation of the Statement of Revenues, Expenditures, and Changes in Fund Balances of Governmental Funds to the Statement of Activities.....	24
Statement of Revenues, Expenditures and Changes in Fund Balances - Budget and Actual - General Fund.....	25
Statement of Revenues, Expenditures and Changes in Fund Balances - Budget and Actual - Sheriff's Operations.....	26
Statement of Revenues, Expenditures and Changes in Fund Balances - Budget and Actual - Emergency Medical Service.....	27
Statement of Fund Net Position - Proprietary Funds.....	28
Statement of Revenues, Expenses and Changes in Fund Net Position - Proprietary Funds.....	32
Statement of Cash Flows - Proprietary Funds.....	34
Statement of Fiduciary Net Position.....	38
Statement of Net Position - Component Units.....	39
Statement of Activities - Component Units.....	40

NOTES TO THE FINANCIAL STATEMENTS.....	42
--	----

REQUIRED SUPPLEMENTARY INFORMATION


Schedule of Changes in Primary Government Total OPEB Liability - Last Ten Fiscal Years.....	84
Schedule of Changes in Component Units' Total OPEB Liability - Last Ten Fiscal Years.....	85
Schedule of Primary Government's Proportionate Share of Net Pension Liability - Last Ten Fiscal Years.....	86
Schedule of Component Units' Proportionate Share of Net Pension Liability - Last Ten Fiscal Years.....	87
Schedule of Primary Government's Contributions - Last Ten Fiscal Years.....	88
Schedule of Component Units' Contributions - Last Ten Fiscal Years.....	89

Pinellas County, Florida
COMPREHENSIVE ANNUAL FINANCIAL REPORT
For the year ended September 30, 2020
TABLE OF CONTENTS

	PAGE
COMBINING AND INDIVIDUAL FUND STATEMENTS AND SCHEDULES	
Combining Balance Sheet - Nonmajor Governmental Funds.....	90
Combining Statement of Revenues, Expenditures and Changes in Fund Balances - Nonmajor Governmental Funds.....	91
Combining Balance Sheet - Nonmajor Special Revenue Funds.....	92
Combining Statement of Revenues, Expenditures and Changes in Fund Balances - Nonmajor Special Revenue Funds.....	100
Schedules of Revenues, Expenditures and Changes in Fund Balances - Budget and Actual - Nonmajor Special Revenue Funds.....	108
Schedule of Revenues, Expenditures and Changes in Fund Balances - Budget and Actual - Capital Projects Fund.....	139
Combining Statement of Net Position - Internal Service Funds.....	140
Combining Statement of Revenues, Expenses and Changes in Fund Net Position - Internal Service Funds.....	144
Combining Statement of Cash Flows - Internal Service Funds.....	146
Combining Balance Sheet - Agency Funds.....	150
Combining Statement of Changes in Assets and Liabilities - Agency Funds.....	152
STATISTICAL SECTION (UNAUDITED)	
Financial Trend Information	
Schedule 1 - Net Position by Component - Last Ten Years.....	157
Schedule 2 - Changes in Net Position - Last Ten Years.....	159
Schedule 3 - Fund Balances of Governmental Funds - Last Ten Years.....	161
Schedule 4 - Changes in Fund Balances of Governmental Funds - Last Ten Years.....	163
Revenue Capacity Information	
Schedule 5 - Assessed Value and Estimated Actual Value of Taxable Property - Last Ten Years.....	165
Schedule 6 - Direct and Overlapping Property Tax Rates - Last Ten Years.....	167
Schedule 7 - Principal Property Taxpayers - Current Year and Nine Years Ago.....	169
Schedule 8 - Property Tax Levies and Collections - Last Ten Years.....	170
Debt Capacity Information	
Schedule 9 - Ratios of Outstanding Debt By Type - Last Ten Years.....	171
Schedule 10 - Sewer System Revenue Bond Coverage - Last Ten Years.....	173
Demographic and Economic Information	
Schedule 11 - Demographics and Economic Statistics - Last Ten Years.....	174
Schedule 12 - Principal Employers - Current Year and Nine Years Ago.....	175
Schedule 13 - Employment Statistics by Function - Last Ten Years.....	176
Operating Information	
Schedule 14 - Operating Indicators by Function/Program - Last Ten Years.....	177
Schedule 15 - Capital Asset and Infrastructure Statistics by Function/Program - Last Ten Years.....	178

Pinellas County, Florida
COMPREHENSIVE ANNUAL FINANCIAL REPORT
For the year ended September 30, 2020
TABLE OF CONTENTS

	PAGE
COMPLIANCE SECTION	
Independent Auditor's Report on Internal Control Over Financial Reporting and on Compliance and Other Matters Based on an Audit of Financial Statements Performed in Accordance with <i>Government Auditing Standards</i>	180
Independent Auditor's Report on Compliance for Each Major Federal Program and State Financial Assistance Project; Report on Internal Controls over Compliance; and Report on the Schedule of Expenditures of Federal Awards, State Financial Assistance and Schedule of Receipts and Expenditures of Funds Related to the Deepwater Horizon Oil Spill as Required by <i>Uniform Guidance</i> and Chapter 10.550, <i>Rules of the Auditor General</i>	182
Schedule of Expenditures of Federal Awards and State Financial Assistance.....	185
Notes to the Schedule of Expenditures of Federal Awards and State Financial Assistance.....	201
Schedule of Receipts and Expenditures of Funds Related to the Deepwater Horizon Oil Spill.....	202
Notes to Schedule of Receipts and Expenditures of Funds Related to the Deepwater Horizon Oil Spill.....	203
Schedule of Findings and Questioned Costs - Federal Awards and State Financial Assistance.....	204
Summary of Prior Year Findings.....	206
Management Letter.....	207
Independent Accountant's Report on Compliance With Section 218.415, Florida Statutes.....	209
Independent Accountant's Report on Compliance With Section 218.8017, Florida Statutes and Public Law 112-141 (33 U.S.C.A. SS. 1321 (T)); State or Local Grants; and Moneys Received Directly From British Petroleum.....	210
Independent Accountant's Report on Compliance With Section 365.173, Florida Statutes.....	211
Impact Fee Affidavit.....	212



KEN BURKE

CLERK OF THE CIRCUIT COURT AND COMPTROLLER — PINELLAS COUNTY, FLORIDA

Clerk of the County Court
Recorder of Deeds
Clerk and Accountant of the Board of County Commissioners
Custodian of County Funds
County Auditor
Clerk of the Water and Navigation Control Authority

315 Court Street, Room 400
Clearwater, FL 33756-5165
Telephone: (727) 464-3341
Fax: (727) 453-3589
kburke@mypinellasclerk.org
www.mypinellasclerk.org

March 25, 2021

To the Honorable Board of County Commissioners and the Citizens of Pinellas County, Florida:

The Comprehensive Annual Financial Report (Annual Report) of Pinellas County, Florida for the fiscal year ended September 30, 2020 is hereby respectfully submitted in accordance with Chapter 218.32 of the Florida Statutes. State law requires the County to submit a complete set of financial statements within forty-five days after the completion of the audit report (but no later than nine months after the fiscal year end), presented in accordance with accounting principles generally accepted in the United States ("GAAP") and audited by an independent certified accountant.

This report was prepared by the Finance Division of the Clerk of the Circuit Court and Comptroller (as part of the Clerk's legally prescribed duties). Responsibility for both the accuracy of the data presented and the completeness and fairness of the report rests with the County's management. County management has established a comprehensive internal control framework with the objective of providing reasonable, but not absolute, assurance that the financial statements are free from material misstatements. The concept of reasonable assurance recognizes that: (1) the cost of control should not exceed the benefits likely to be derived; and (2) the valuation of costs and benefits requires estimates and judgments by management.

The County's financial statements for the fiscal year ended September 30, 2020 have been audited by Crowe LLP, a firm of certified public accountants. They have issued an unmodified ("clean") opinion on the financial statements which is included in the front of the financial section of this report.

Management's Discussion and Analysis (MD&A), which follows the Independent Auditor's Report, provides a narrative introduction, overview and analysis of the basic financial statements. This letter of transmittal is designed to complement the MD&A and should be read in conjunction with it.

Profile of Pinellas County

Pinellas County is a charter county established under the Constitution and Laws of the State of Florida in 1911. In 1968, the Florida Constitution was amended to provide home rule powers for counties and municipalities. The voters of Pinellas County approved the first home rule charter in 1980. Pinellas was the first county in Florida to operate under a Board of County Commissioners/Administrator form of government. The elected Constitutional Officers include the Clerk of the Circuit Court and Comptroller, Property Appraiser, Sheriff, Supervisor of Elections and Tax Collector. The seven member Board of County Commissioners (Board) serves as the legislative body, and budgets and provides the funding for its departments, the operations of the Sheriff and the Supervisor of Elections and portions of the operations of the other Constitutional Officers.

The County Administrator is appointed by the Board and serves as the chief administrative official directly responsible for the preparation of the annual budget, control of expenditures throughout the budget year, and execution of Board policies. Pinellas County offers a full range of services to its citizens, including tax assessment and collections, fire and law enforcement protection, election services, court services, recording services, emergency medical services, civil emergency services, construction and maintenance of highways, streets and other infrastructure, airport services, economic development, social and human services, cultural and recreational services, and water, sewer/reclaim and solid waste services.

The fiscal year for County Government begins October 1st and ends September 30th. The annual budget serves as the basis for Pinellas County's financial planning and control and represents the combined efforts of the Board, Constitutional Officers, Judiciary, Independent Agencies and Departments under the County Administrator. The budget process focuses on conservative use of tax dollars

while still providing the highest level of service to our citizens. Budget to actual comparisons are provided in these financial statements for each governmental fund that has an appropriated annual budget. The County maintains budgetary controls to ensure compliance with legal provisions embodied in the annual appropriated budget approved by the Board. The level of budgetary control (that is, the level at which expenditures cannot legally exceed the appropriated amount) is established at the department level under two categories: 1) personal services, operating expenditures, capital outlay, debt service and grants combined, and 2) other non-operating expenditures (transfers, etc.) within an individual fund. The County is financially accountable for the following legally separate entities that are reported in the accompanying basic financial statements as component units: Pinellas County Planning Council, Pinellas County Housing Finance Authority, Pinellas County Health Facilities Authority, Pinellas County Educational Facilities Authority, and Pinellas County Construction and Licensing Board. Additional disclosures related to these entities are included in the notes to the financial statements.

As demonstrated by the statements and schedules included in the financial section of this report, the County continues to meet its responsibility for sound financial management.

Factors Affecting Financial Condition

To enhance the understanding of the information presented in the financial statements, the reader should consider the economic environment the County operates within.

Local Economy

Pinellas is an urban county, on a peninsula on the western coast of Florida, bounded on the east by Tampa Bay and on the west by the Gulf of Mexico. Pinellas County is the most densely populated of all sixty-seven Florida counties. The County is the second smallest in land mass in Florida; measuring up to thirty-eight miles long and fifteen miles wide. The sparkling water of the Gulf of Mexico, award winning beaches, stunning sunsets and balmy weather make Pinellas an inviting destination for visitors and home to a diverse population of residents.

Pinellas County has an abundance of leisure and recreational activities to offer residents and visitors. Baseball is one of the County's favorite attractions as the proud home of the major league baseball team, the Tampa Bay Rays in St. Petersburg. Both the Philadelphia Phillies and the Toronto Blue Jays maintain their spring training quarters in Pinellas County in the cities of Clearwater and Dunedin. Surrounded on three sides by water, opportunities for fishing, boating and outdoor activities are plentiful. The numerous parks and preserves throughout the County support these recreational activities.




The Don CeSar Hotel – “Pink Palace”

St. Petersburg and Clearwater beaches continually earn accolades for their white soft sand, sparkling blue waters and activities to delight beachgoers of all ages and interest. In fact, St. Petersburg Beach was ranked #5 for the *Top 25 Beaches in the World* by TripAdvisor's 2021 Traveler's Choice, “Best of the Best”. Critics noted St. Petersburg Beach as a great walking beach with white quartz sand, clear calm water, and seashells by the truckload referring to it as the most perfect place to watch the sun set over the ocean. St. Petersburg Beach is known for its laid-back appeal, home to the world famous “Pink Palace,” the Don CeSar Hotel. The “Pink Palace” has been welcoming travelers for nearly a century and is known for its sugar-fine beach, radiant sunsets, world-class spa, and vibrant food scene. Madeira Beach was ranked #9 for the *Top 25 Beaches in the United States* by TripAdvisor's 2021 Traveler's Choice, “Best of the Best”. Critics noted Madeira Beach as a very nice flat beach where you can enjoy a nice walk for miles. St. Petersburg/Clearwater has much to explore with 35 miles of gorgeous sugar-sand beaches. Visitors can choose an island experience at Caladesi Island State Park or remote Egmont Key, explore the sand bars at Fort De Soto Park, or search for sea shells and other treasures on aptly-named Treasure Island.

The County offers rich and plentiful opportunities to experience art, culture and history from Tarpon Springs to St. Petersburg and from the shores of the Tampa Bay to the Gulf beaches. Fine art venues are available for art novices to aficionados. One of the biggest draws in the area is the Dali Museum in downtown St. Petersburg. Another appealing stop is the Chihuly Collection, located at 720 Central Avenue, St. Petersburg. The Chihuly Collection is a permanent collection of world-renowned artist Dale Chihuly's unique artwork including the *Ruby Red Icicle Chandelier*. The Museum of Fine Arts in St. Petersburg features the regions widest range of art. Tarpon Springs offers art and history museums, one of which is the Tarpon Springs Heritage Museum chronicling the town's development into a Greek enclave.

The Clearwater Marine Aquarium is the home of Winter and Hope, the dolphins featured in the movies, *Dolphin Tale* and *Dolphin Tale 2*. The City of Dunedin, one of the oldest towns on the West Coast of Florida, is home of Honeymoon Island, the #1 state park in Florida. It is also known for its Scottish heritage and annual highland games. The Florida Botanical Gardens' exhibits of native flora and fauna can be seen at Pinewood Cultural Park. Heritage Village and Fort De Soto Park provide a glimpse of Pinellas County's cultural history. No matter where you visit while on vacation in the St. Petersburg/Clearwater area, you'll get a glimpse of authentic Florida. Many other cultural, historical, and entertainment destinations in the local area can be found at <http://www.visitstpeteclearwater.com/>.



Downtown St. Petersburg

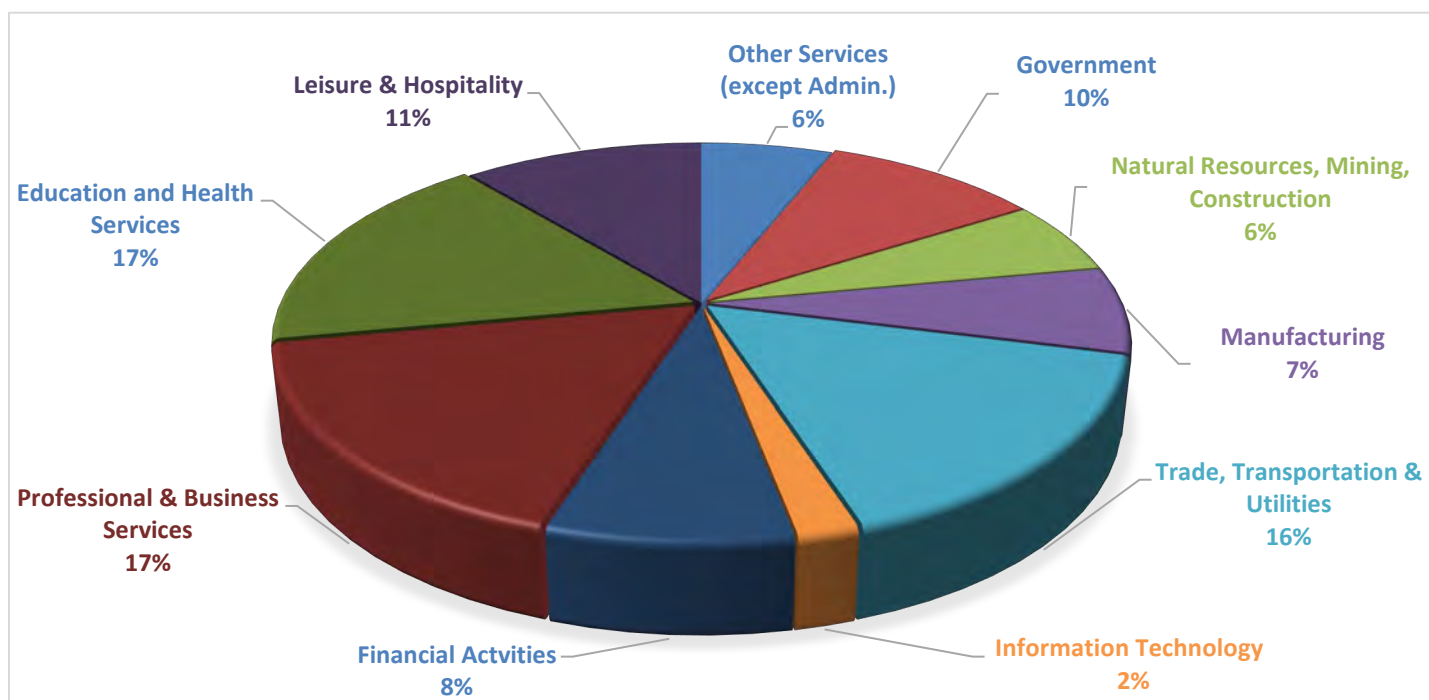
Historically, the County has been one of the most popular tourist destinations on the Gulf of Mexico, averaging nearly 12.4 million visitors. This year, faced with the impact of the Pandemic on tourism, the County launched a *Rise to Shine* campaign to educate visitors on traveling responsibly through practices including the wearing of masks and social distancing. As of September 2020, the County experienced \$6.6 billion in economic development from tourism with \$37.5 million in sales tax and \$48 million in bed taxes generated by visitors. Visitors typically come from within the state, throughout the United States, Canada, Europe, and Latin America.

Pinellas has diverse, yet mutually beneficial, industry clusters, including aviation/aerospace; defense/homeland security; medical technologies; business and financial services; and information technology, along with an extensive network suppliers, service-providers and business associations support operations in these sectors. Recently, the County launched an *Employment Sites Program* intended to attract attention not only from developers, but also from local businesses hoping to expand within Pinellas. The program assists in the construction or redevelopment of industrial and office buildings that provide growth opportunities for target industry employers hoping to create new jobs. The program will support allowable capital expenditures related to development such as site preparation, vertical construction, infrastructure development and site acquisition. Details regarding the program may be found at www.PCEB.org/esp.

The graph of employment by industry in the County below was provided by the Economic Development Department.

Pinellas Employment by Industry






Source: Economic Modeling Services 2021.1 ~ Public Schools Classified as Government



Long-term Financial Planning

Every Florida local government must prepare a comprehensive plan for managing growth, providing vital services and protecting the environment. Pinellas County's Comprehensive Plan incorporates elements to address such issues as future land use, transportation, natural historic and cultural resources, environmental management, housing, intergovernmental cooperation, water supply, recreation and open space, etc. The emphasis and theme is the need to plan appropriately today in order to maintain a sustainable future, and a quality community.

The Board has developed a strategic plan to enable the most efficient and effective use of public resources, provide the highest quality customer service, and create a supportive, rewarding work environment. The plan incorporates five strategic goals:

-  Create a Quality Workforce in a Positive, Supportive Organization
-  Ensure Public Health, Safety, and Welfare
-  Practice Superior Environmental Stewardship
-  Foster Continual Economic Growth and Vitality
-  Deliver First Class Services to the Public and our Customers

These five goals support the County's mission to remain committed to progressive public policy, superior public service, courteous public contact, judicious exercise of authority, and responsible management of public resources to meet the needs and concerns of the citizens today and tomorrow.

Pinellas County uses a six-year budget framework in developing the budget. The six-year budget framework incorporates the most recent audited financial information, actual activity to date and projections of future events. The out-years are forecasted using various projection methods such as trend analysis, linear regression and moving averages. These projections also incorporate key assumptions in addition to unknown risks potentially affecting the forecast. This framework benefits decision-makers in assessing the long-term financial sustainability of the County's funds, understanding the impact of today's decisions on the future and providing a holistic financial picture.

Major Accomplishments


General Government



2020 Census Campaign

The Census is an important event to County government, happening only once every 10 years. The census count determines political representation and funding for vital programs covering healthcare, education, transportation and more. Determined to help ensure an accurate count for its communities, Pinellas County spearheaded a 23-month campaign to educate residents about the importance of the 2020 Census. By coordinating a *Complete Count* committee, the County brought together over 170 partners, including local government, nonprofits, businesses, community groups, faith groups and others, and reached an estimated 25,000 residents through local events. Resulting was a 67% census self-response rate. The rate exceeded expectations as was the top rate in Tampa Bay and the second highest rate among Florida's large counties. The increased response over the 2010 Census is expected to bring an additional \$20 million to the County.

Public Safety



To address the unprecedented challenge of the COVID-19 pandemic, Pinellas County made sweeping changes to the way it works and undertook monumental efforts to protect and inform its residents. The County formed 13 COVID-19 working groups, bringing together partners from across the community to address concerns including hospitals, nursing homes, homelessness, behavioral health, and business. The County processed 3600+ requests for personal protective equipment with the fulfillment rate of 99%, including: 2+ million face masks, 370,000 gowns, and 240,000 units of hand sanitizer. With support from the State and the City of St. Petersburg, more than 86,000 COVID-19 tests were conducted at the County's testing sites. The County Information Center answered 9,900+ COVID-19 related calls from concerned Pinellas residents. To provide residents with updated local COVID-19 related data and resources, the County created the COVID-19 website, covid19.pinellascounty.org, reaching more than 3.5 million pageviews.

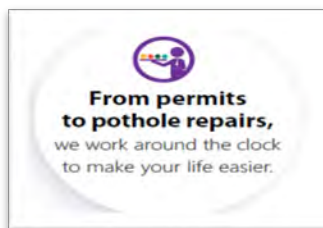
Economic Environment

Pinellas County coordinated with local companies on personal protective equipment donations and manufacturing efforts to support frontline workers, assisted business owners with loan applications totaling \$1.7 million, and invested more than \$170 million from the federal Coronavirus Aid, Relief, and Economic Security (CARES) Act to respond to the COVID-19 pandemic and address the community's most pressing needs. Examples include: \$55.6 million in local business grants to support 5,000+ impacted businesses, \$24.6 million (in conjunction with 211 Tampa Bay Cares) in rent, mortgage and utility bill assistance to support 8,000+ households, \$7.4 million in grants to support 530 impacted child care providers, \$17.9 million (in conjunction with Pinellas Community Foundation) in support to 60+ local nonprofit organizations who provided critical services including eviction mitigation, behavioral health and food distribution, and \$3.7 million in grants to support 50 impacted arts and cultural organizations.

Recovering from the economic impact of COVID-19 is not an easy task. Pinellas County did better than the region, the state and the nation, with a lower unemployment rate of 5.2% as of the end of October 2020. As a result of business assistance, and expansion and relocation services, more than 4,700 jobs were created or retained and \$52.8 million in capital investments are projected.

A two-story, forty-five thousand square foot business incubator is in the works in South St. Petersburg, designed to support local information technology and advanced manufacturing industry growth. The incubator, known as the *Tampa Bay Innovation Center Business Incubator*, is slated for completion in 2023 and is funded, in part by a \$7.5 million federal grant with the land (2.5 acres) being donated by the city. The incubator is estimated to support 1,265 jobs and generate \$127 million annually by its fourth year. Local officials have projected those jobs will pay average salaries of about \$54,000 a year.

Transportation



In an effort to provide safer access for all users, from pedestrians to motorists, Pinellas County paved the way for smoother travel by repaving over 45 miles of roadway and repairing or replacing over 12,500 linear feet of sidewalk.

The St. Pete-Clearwater International Airport has completed upgrades to its baggage handling system, security system, parking and Customs and Border protection facility. The



Airport currently serves fifty-four non-stop destinations. Although the Airport started 2020 out very strong with January and February passenger increases over 2019 of 7% and 14% respectively, the first flight cancellation due to the Pandemic came on March 17th and consequently resulted in a 39% decrease overall. While domestic traffic was down 39%, international traffic was down 52% in 2020. The airport remains diligent to public safety and its COVID-19 Action Plan.

Physical Environment

With respect to preventing floods and sewer overflows, the County took on several initiatives. Over \$2.9 million was invested in new infrastructure projects and studies to reduce sanitary sewer overflows. Similarly, over 17,000 linear feet of drainage pipe was lined or replaced to reduce flood risks. Unincorporated communities saved over \$5.5 million on flood insurance premiums due to the maintenance of a rating of five in the National Flood Insurance Program Community Rating System. Additionally, the floodplain was restored in McKay Creek, providing additional flood protection to the surrounding community, increasing water quality treatment and improving stream habitat.

Pinellas County continued to lead the way in waste management by serving as a state leader in recycling for the past five years and completing a \$242 million revitalization project at the Waste-to-Energy Facility which powers more than forty-five thousand homes per day. The revitalization project extends the facility's life to at least 2035.



Waste-to-Energy Facility

The County recycled over 65.5 million pounds of metal, turned 91.1 million pounds of yard waste into mulch and collected 1.6 million pounds of household electronics and chemicals. With the completion of its Solid Waste 30-Year Master Plan, the County will be on track for Zero Waste to Landfill by 2050.

The County continued its efforts to keep its water clean by improving water quality in almost half of its water bodies, as a result of the County fertilizer ordinance and other environmental measures including the Lake Seminole dredging project that removed 900,000 cubic yards of sediment. The County's outreach efforts were impressive with over 50,000 residents participating, virtually, in an award-winning STEM education program presented by the South Cross Bayou Advanced Water Reclamation Facility. In an effort to deliver fresh, high-quality drinking water, over 27,900 water tests were conducted in partnership with Tampa Bay Water.

Human Services



Pinellas County initiated the Penny for Pinellas Affordable Housing program, a new \$80-million fund dedicated to expanding affordable housing over the next decade. The funds will be used to support qualified development and rehabilitation projects.

The County also cohosted a five part Homes for Pinellas webinar series with Forward Pinellas on housing affordability. The webinar series reached over 500 local officials, community leaders and developers. In an effort to further support behavioral health, the County invested over \$12 million to close gaps and provide critical services to its most vulnerable population. Additionally, the County hosted an award-winning Facebook live event about emotional support during COVID-19 with *Directions for Living* (a provider, advocate, and partner to children, adults and families in need of integrated healthcare, social support, safety, and hope for the future.) The effort resulted in a 42% increase in calls to the organization's emotional support hotline.

Future Initiatives

Plans are being made to move the effort forward, as mentioned above, to create housing affordability in Pinellas County, the County and Forward Pinellas hosted a virtual housing summit including a series of five webinars on how to create, improve and sustain homes that are affordable to Pinellas County residents. With the new \$80 million fund dedicated to expanding affordable housing in Pinellas County over the next decade, qualified development and rehabilitation projects are being evaluated. The new ***Penny for Pinellas Affordable Housing Program*** will use the revenue from the voter approved 1-percent sales tax along with public and private investment to preserve and develop more affordable housing.

The County is actively seeking applications from builders and developers including those who specialize in affordable housing and those who traditionally build market-rate developments as municipal and nonprofit partners. Proposed projects will be reviewed and submitted to the County Commission for approval.



Pinellas County has the lowest per capital debt in the State of Florida due to a strong focus on maximizing tax dollars and using a pay-as you go approach to fund programs and services. Continuing with its efforts to maximize savings, in January of 2021, the County issued a Taxable Sewer Revenue Note, Series, 2021A, for \$44.4 million which advance refunded the outstanding Sewer Revenue Refunding Bonds, Series 2012, for an estimated aggregate savings of \$3.3 million. The series 2012 Bonds cannot be refunded with tax-exempt debt until 90 days prior to their call date in July of 2022. At that time, the County will be able to exercise its option to convert the taxable series 2021A Note to a tax-exempt note providing an additional estimated savings of \$450 thousand. Additionally, in January 2021, the County issued a tax-exempt Sewer Refunding Revenue Note, Series 2021B, for \$5.3 million. The proceeds were utilized to refund the outstanding Sewer Revenue Refunding Bonds, Series 2003, for an estimated aggregate savings of \$1.6 million.



Pinellas County anticipates receiving \$4.6 million in federal grant funding for the research and application of smart transportation technologies. The Advanced Transportation and Congestion Management Technologies Deployment (ATCMTD) Grant will support innovation solutions that use cutting-edge technologies to improve mobility and safety. The County will use the grant funding toward its Pinellas Connected Community project and expanding its smart city data platform. The project is a partnership among the Florida Department of Transportation (FDOT), City of Clearwater, City of St. Petersburg, PSTA and Forward Pinellas.

Planned enhancements include accelerating deployment of connected vehicle infrastructure along several key corridors, development of a centralized smart cities database for collection, dissemination and use of real time information to improve the safety and operation of the transportation network, improvements to pedestrian and bicycle safety and enhanced detection systems, and advancements in communications with road users regarding the status of the network.



As of the date of this report, Pinellas County remains in a State of Local Emergency for COVID-19 and is continuing its County ordinance requiring face coverings within public places. County and public health officials continue to tirelessly monitor the seven-day rolling averages for new COVID-19 cases, percentage of positive cases, hospitalizations, and hospital bed capacity. Comprehensive information about COVID-19 in Pinellas County, including testing locations and vaccination information is available at <https://covid19.pinellascounty.org/>.

Awards and Acknowledgements

The Government Finance Officers Association of the United States and Canada (GFOA) awarded a Certificate of Achievement for Excellence in Financial Reporting to Pinellas County for its comprehensive annual financial report for the fiscal year ended September 30, 2019. This was the 39th consecutive year that Pinellas County has achieved this prestigious award. In order to be awarded a Certificate of Achievement, a government must publish an easily readable and efficiently organized comprehensive annual financial report. This report must satisfy both generally accepted accounting principles and applicable legal requirements. A Certificate of Achievement is valid for a period of only one year. We believe our current comprehensive annual financial report continues to meet the Certificate of Achievement Program's requirements and we are submitting it to the GFOA to determine its eligibility for another certificate.

The County has also received GFOA's Award for Outstanding Achievement in Popular Annual Financial Reporting for the fiscal year ended September 30, 2019 for its separately issued popular report. The County has received this award for fourteen consecutive years for its report whose content conforms to program standards of creativity, presentation, understandability and reader appeal.

The Association of Public Treasurers of the United States and Canada (APT US&C) awarded Pinellas County, in 2020, with the Certification of Excellence for its investment policy for the fourth time. Receiving this certification denotes the County has a sound investment policy founded upon professional standards to assist in ensuring prudent management of public funds.


The GFOA also awarded a Distinguished Budget Presentation Award to Pinellas County for its separately issued annual budget for the fiscal year beginning October 1, 2019. This was the fifteenth consecutive year Pinellas County has achieved this prestigious award. In order to be awarded a Distinguished Budget Presentation Award, a government must publish a document meeting program criteria as a policy document, as an operations guide, as a financial plan, and as a communication device.

Although the Finance Division is responsible for the preparation of the Comprehensive Annual Financial Report, the County's independent auditors, Crowe LLP, have contributed to the quality and clarity of the report. Particular recognition is due the Print Shop for designing the front cover and printing, and the Finance Division for preparing this report. Recognition is also due to the Board of County Commissioners' Communications Department and Visit St. Pete/Clearwater for providing photographs featuring scenes from various County facilities and events throughout the report.

Respectfully submitted,



Ken Burke, CPA
Clerk of the Circuit Court and Comptroller



Jeanette L. Phillips, CPA, CGFO
Chief Deputy Finance Director
Finance Division



Government Finance Officers Association

Certificate of
Achievement
for Excellence
in Financial
Reporting

Presented to

**Pinellas County
Florida**

For its Comprehensive Annual
Financial Report
For the Fiscal Year Ended

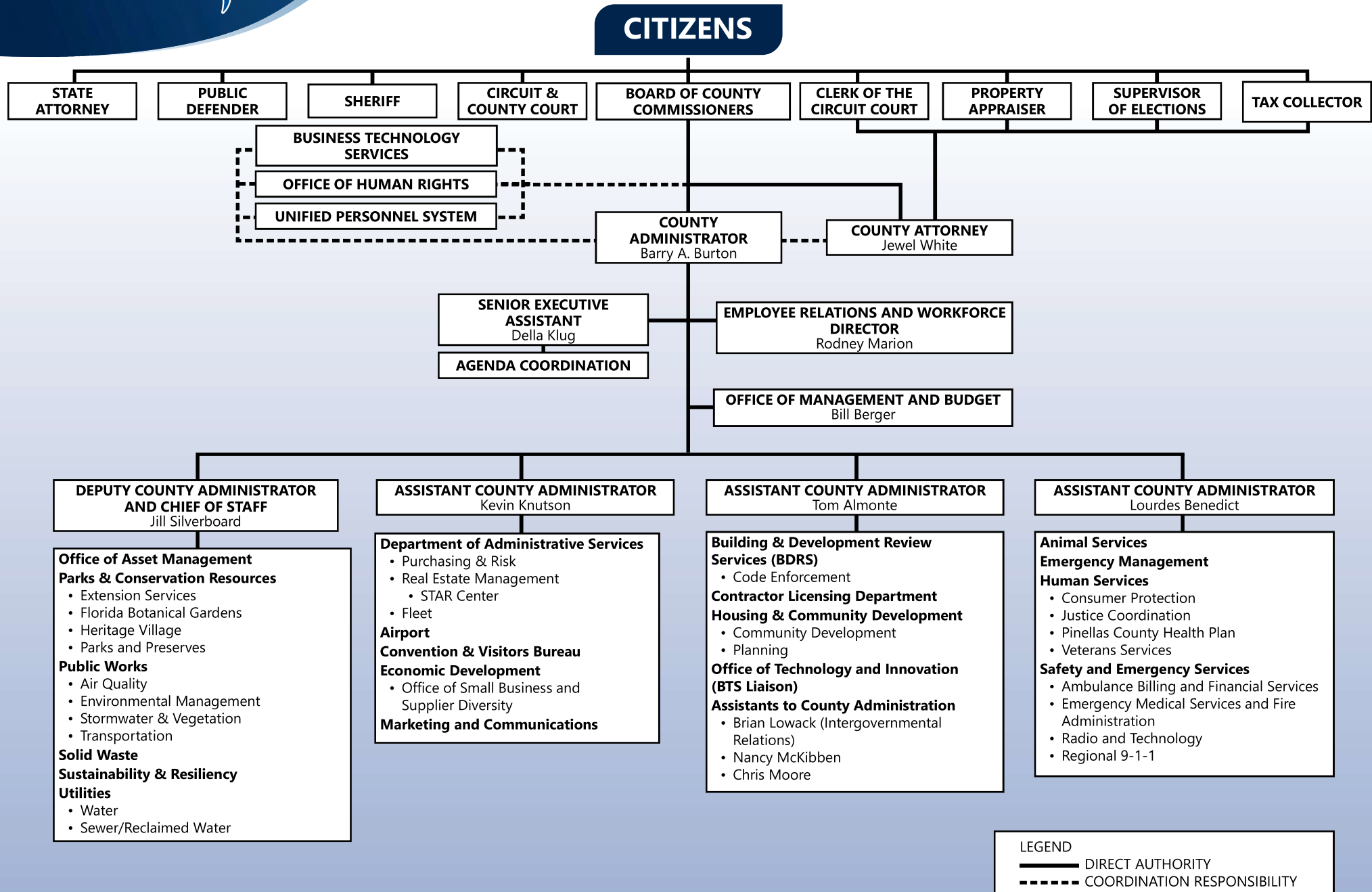
September 30, 2019

Christopher P. Morrell

Executive Director/CEO



Government Organizational Chart



This page intentionally left blank.

II: FINANCIAL SECTION

- **INDEPENDENT AUDITOR'S REPORT**
- **MANAGEMENT'S DISCUSSION AND ANALYSIS**
- **BASIC FINANCIAL STATEMENTS**
 - **GOVERNMENT-WIDE FINANCIAL STATEMENTS**
 - **FUND FINANCIAL STATEMENTS**
 - **NOTES TO THE FINANCIAL STATEMENTS**
- **REQUIRED SUPPLEMENTARY INFORMATION**
- **COMBINING AND INDIVIDUAL FUND STATEMENTS AND SCHEDULES**

INDEPENDENT AUDITOR'S REPORT

INDEPENDENT AUDITOR'S REPORT

Distinguished Members of the Board of County Commissioners
Honorable Kenneth P. Burke, Clerk of the Circuit Court and Comptroller
Honorable Mike Twitty, Property Appraiser
Honorable Bob Gualtieri, Sheriff
Honorable Julie Marcus, Supervisor of Elections
Honorable Charles Thomas, Tax Collector
Pinellas County, Florida

Report on the Financial Statements

We have audited the accompanying financial statements of the governmental activities, the business-type activities, the aggregate discretely presented component units, each major fund, and the aggregate remaining fund information of Pinellas County, Florida (the "County"), as of and for the year ended September 30, 2020, and the related notes to the financial statements, which collectively comprise the County's basic financial statements as listed in the table of contents.

Management's Responsibility for the Financial Statements

Management is responsible for the preparation and fair presentation of these financial statements in accordance with accounting principles generally accepted in the United States of America; this includes the design, implementation, and maintenance of internal control relevant to the preparation and fair presentation of financial statements that are free from material misstatement, whether due to fraud or error.

Auditor's Responsibility

Our responsibility is to express opinions on these financial statements based on our audit. We did not audit the financial statements of the Pinellas County Planning Council or the Pinellas County Housing Finance Authority, which together represent 99.99 percent, 99.97 percent, and 83.30 percent, respectively, of the assets, absolute value of net position, and revenues of the aggregate discretely presented component units. Those statements were audited by other auditors whose reports have been furnished to us, and our opinion, insofar as it relates to the amounts included for the discretely presented component units, is based solely on the reports of the other auditors. We conducted our audit in accordance with auditing standards generally accepted in the United States of America and the standards applicable to financial audits contained in *Government Auditing Standards*, issued by the Comptroller General of the United States. Those standards require that we plan and perform the audit to obtain reasonable assurance about whether the financial statements are free from material misstatement.

An audit involves performing procedures to obtain audit evidence about the amounts and disclosures in the financial statements. The procedures selected depend on the auditor's judgment, including the assessment of the risks of material misstatement of the financial statements, whether due to fraud or error. In making those risk assessments, the auditor considers internal control relevant to the entity's preparation and fair presentation of the financial statements in order to design audit procedures that are appropriate in the circumstances, but not for the purpose of expressing an opinion on the effectiveness of the entity's internal control. Accordingly, we express no such opinion. An audit also includes evaluating the appropriateness of accounting policies used and the reasonableness of significant accounting estimates made by management, as well as evaluating the overall presentation of the financial statements.

We believe that the audit evidence we have obtained is sufficient and appropriate to provide a basis for our audit opinions.

Opinions

In our opinion, based on our audit and the reports of the other auditors, the financial statements referred to above present fairly, in all material respects, the respective financial position of the governmental activities, the business-type activities, the aggregate discretely presented component units, each major fund, and the aggregate remaining fund information of the County, as of September 30, 2020, and the respective changes in financial position and, where applicable, cash flows thereof and the respective budgetary comparison for the General Fund, Sheriff's Operations Fund and Emergency Medical Service Fund for the year then ended in accordance with accounting principles generally accepted in the United States of America.

Other Matters

Required Supplementary Information

Accounting principles generally accepted in the United States of America require that management's discussion and analysis, schedules of changes in total OPEB liability, schedules of proportionate share of net pension liability and schedules of contributions on pages 4 through 15, and 84 through 89, respectively, be presented to supplement the basic financial statements. Such information, although not a part of the basic financial statements, is required by the Governmental Accounting Standards Board who considers it to be an essential part of financial reporting for placing the basic financial statements in an appropriate operational, economic, or historical context. We and other auditors have applied certain limited procedures to the required supplementary information in accordance with auditing standards generally accepted in the United States of America, which consisted of inquiries of management about the methods of preparing the information and comparing the information for consistency with management's responses to our inquiries, the basic financial statements, and other knowledge we obtained during our audit of the basic financial statements. We do not express an opinion or provide any assurance on the information because the limited procedures do not provide us with sufficient evidence to express an opinion or provide any assurance.

Supplementary Information

Our audit was conducted for the purpose of forming opinions on the financial statements that collectively comprise the County's basic financial statements. The introductory section, combining and individual fund statements and schedules and statistical section are presented for purposes of additional analysis and are not a required part of the basic financial statements.

The combining and individual fund statements and schedules are the responsibility of management and were derived from and relate directly to the underlying accounting and other records used to prepare the basic financial statements. Such information has been subjected to the auditing procedures applied in the audit of the basic financial statements and certain additional procedures, including comparing and reconciling such information directly to the underlying accounting and other records used to prepare the basic financial statements or to the basic financial statements themselves, and other additional procedures in accordance with auditing standards generally accepted in the United States of America. In our opinion, the combining and individual fund statements and schedules are fairly stated, in all material respects, in relation to the basic financial statements as a whole.

The introductory section and statistical section have not been subjected to the auditing procedures applied in the audit of the basic financial statements, and accordingly, we do not express an opinion or provide any assurance on them.

Report on Other Legal and Regulatory Requirements

In accordance with *Government Auditing Standards*, we have also issued our report dated March 25, 2021 on our consideration of the County's internal control over financial reporting and on our tests of its compliance with certain provisions of laws, regulations, contracts, and grant agreements and other matters. The purpose of that report is solely to describe the scope of our testing of internal control over financial reporting and compliance and the results of that testing, and not to provide an opinion on the effectiveness of the County's internal control over financial reporting or on compliance. That report is an integral part of an audit performed in accordance with *Government Auditing Standards* in considering the County's internal control over financial reporting and compliance.

A handwritten signature in black ink that reads "Crowe LLP". The signature is written in a cursive, flowing style.

Crowe LLP

Tampa, Florida
March 25, 2021

MANAGEMENT'S DISCUSSION AND ANALYSIS

Pinellas County, Florida
MANAGEMENT'S DISCUSSION AND ANALYSIS
September 30, 2020

This section of Pinellas County's (County) annual financial report presents our discussion and analysis of the County's financial performance for the fiscal year ended September 30, 2020. Please read the information presented here in conjunction with the transmittal letter at the front of this report and Pinellas County's financial statements and footnotes following this report.

FINANCIAL HIGHLIGHTS

- The County's net position (excess of assets and deferred outflows over liabilities and deferred inflows) increased by \$116.7 million from the prior year, with increases of \$43.3 million and \$73.4 million, respectively, in governmental and business-type activities. The County's net position at the end of the fiscal year is \$3.3 billion, consisting of \$1.5 billion and \$1.8 billion for governmental and business-type activities, respectively. Net position included an unrestricted deficit of \$817.3 million for governmental activities and an unrestricted balance of \$352.0 million for business-type activities.
- During the year, expenses for governmental activities increased by \$45.3 million or 4.0 percent over last year, with the largest increases being in public safety of \$57.8 million and general government of \$12.5 million. Revenues for governmental activities increased by \$55.8 million or 4.8 percent, with the majority, or \$40.6 million of the increase attributable to property taxes.
- In the County's business-type activities, expenses decreased by \$5.6 million or 2.0 percent, while revenues increased by \$6.4 million or 1.9 percent compared to the prior year.

Explanations for these changes follow in the financial analysis section beginning on page 5 of this report.

OVERVIEW OF THE FINANCIAL STATEMENTS

Pinellas County's basic financial statements consist of three components: 1) government-wide financial statements, 2) fund financial statements, and 3) the notes to the financial statements. The comprehensive annual financial report also contains other supplemental information in addition to the basic financial statements.

Government-wide financial statements. The government-wide financial statements present readers a broad overview of the County's financial operations for the fiscal year in a manner similar to a private sector business. Three categories are represented:

- Governmental activities include most of the basic services offered to citizens, including tax assessment and collections, fire and law enforcement protection, judicial services, emergency medical services, civil emergency services, construction and maintenance of highways, streets and other infrastructure, economic development, social and human services, and cultural and recreational services. Primarily, property, sales and use taxes, intergovernmental revenues and user fees finance these operations.
- Business-type activities include the water, sewer, solid waste and airport systems financed primarily by fees charged to customers.
- Component units are legally separate entities, however, since the County is financially accountable for them, they are included in this report. Discretely presented component units are as follows: Pinellas County Planning Council, Pinellas County Housing Finance Authority, Pinellas County Health Facilities Authority, Pinellas County Educational Facilities Authority, and the Pinellas County Construction Licensing Board. The focus of this analysis is on the primary government.

The Statement of Net Position presents information on assets, deferred outflows, liabilities and deferred inflows and the resulting net position using accounting methods similar to those used by private sector companies. This is considered one way to measure the County's financial health.

Pinellas County, Florida
MANAGEMENT'S DISCUSSION AND ANALYSIS
September 30, 2020

The Statement of Activities shows the change in the County's net position during the fiscal year. All of the current year's revenues and expenses are accounted for in this report, regardless of when cash is received or paid. Therefore, some revenues and expenses reported in this statement will result in cash flows in future fiscal years. For example, some revenue related to assessments and notes receivable will be collected over several fiscal years and some expenses related to earned unused vacation leave will be paid when used over several fiscal years.

Fund Financial Statements. The fund financial statements provide more detailed information about the County's most significant funds, not the County as a whole. A fund is a self-balancing group of accounts used to maintain control over resources intended to be used for specific purposes. The County uses governmental, proprietary and fiduciary funds.

Governmental funds – Most of the County's basic services are accounted for here, as reported in governmental activities in the government-wide financial statements. However, governmental fund financial statements focus on near-term inflows and outflows of spendable resources and the balances available at the end of the fiscal year. Because the governmental funds are narrower in focus than the government-wide financial statements, the reader may better understand the differences between the two statements by comparing similar information in the statements. The governmental fund balance sheet and the governmental fund statement of revenues, expenditures, and changes in fund balances provide a reconciliation between governmental funds and governmental activities.

Proprietary funds – The County maintains two different types of proprietary funds: 1) enterprise funds used to account for the same types of functions as presented in business-type activities in the government-wide statements (water, sewer, solid waste and airport services) and 2) internal service funds used to account for services provided primarily to the government itself (information technology, risk financing, fleet management, and employee life and health benefits). Because internal service funds provide services primarily benefiting governmental rather than business-type functions, they have been included in the governmental activities in the government-wide financial statements.

Fiduciary funds – The County uses fiduciary funds to account for resources held for the benefit of parties outside the County. Fiduciary funds are not reflected in the government-wide financial statements because the resources of those funds are not available to support Pinellas County's own programs.

Notes to the financial statements. The notes provide additional information essential for the reader to obtain a full understanding of the information presented in the basic financial statements.

Other information. This report also contains other information in addition to the basic financial statements. Combining and individual fund statements and schedules are presented for nonmajor governmental, internal service and agency funds.

GOVERNMENT-WIDE FINANCIAL ANALYSIS

The comparison of net position from year to year serves to measure a government's financial position. As of September 30, 2020 assets and deferred outflows exceeded liabilities and deferred inflows by \$3.3 billion (net position) overall; however, governmental activities reflect an unrestricted deficit of \$817.3 million as explained further on page 7.

Pinellas County, Florida's Net Position
(dollars in thousands)

	Governmental Activities		Business-type Activities		Total Primary Government	
	2020	2019	2020	2019	2020	2019
Current and other assets	\$ 1,031,125	\$ 842,239	\$ 534,668	\$ 493,279	\$ 1,565,793	\$ 1,335,518
Capital assets	2,064,552	2,033,945	1,572,436	1,546,855	3,636,988	3,580,800
Total assets	3,095,677	2,876,184	2,107,104	2,040,134	5,202,781	4,916,318
Deferred outflows of resources	232,322	206,816	15,653	14,905	247,975	221,721
Long-term liabilities	1,433,409	1,349,041	252,324	263,137	1,685,733	1,612,178
Other liabilities	220,109	124,997	51,517	52,842	271,626	177,839
Total liabilities	1,653,518	1,474,038	303,841	315,979	1,957,359	1,790,017
Deferred inflows of resources	128,966	106,809	15,833	9,359	144,799	116,168

Pinellas County, Florida
MANAGEMENT'S DISCUSSION AND ANALYSIS
September 30, 2020

	Governmental Activities		Business-type Activities		Total Primary Government	
	2020	2019	2020	2019	2020	2019
Net investment in capital assets	\$ 2,037,594	\$ 2,001,065	\$ 1,441,448	\$ 1,408,140	\$ 3,479,042	\$ 3,409,205
Restricted	325,253	395,598	9,600	8,171	334,853	403,769
Unrestricted (deficit)	(817,331)	(894,510)	352,035	313,390	(465,296)	(581,120)
Total net position	<u>\$ 1,545,516</u>	<u>\$ 1,502,153</u>	<u>\$ 1,803,083</u>	<u>\$ 1,729,701</u>	<u>\$ 3,348,599</u>	<u>\$ 3,231,854</u>

Investment in capital assets (e.g., land, buildings, machinery and equipment), less outstanding related debt used in acquiring these assets, represented 103.9 percent of Pinellas County's total net position. Capital assets reported net of debt are used to provide services to the citizens of Pinellas County and therefore are not available for future spending. Resources necessary to cover capital asset debt must be provided from other sources.

Restricted net position represents 10.0 percent of total net position and is obligated for a specific purpose. The unrestricted net deficit of \$465.3 million (\$817.3 million deficit in governmental activities combined with a \$352.0 million balance in business-type activities), representing 13.9 percent of total net position, was up by \$115.8 million from the prior year as explained on page 7.

The following schedule compares the revenues and expenses for the primary government for the current and previous fiscal years. Total revenues for the County increased 4.2 percent over last year. Approximately 37.5 percent of the County's total revenues come from property taxes and 11.0 percent from other taxes. Fees, service charges, revenues from other governments and unrestricted interest earnings account for 51.4 percent of all revenues. Total expenses increased 2.8 percent over the prior year.

Pinellas County, Florida's Changes in Net Position
(dollars in thousands)

	Governmental Activities		Business-type Activities		Total Primary Government	
	2020	2019	2020	2019	2020	2019
Revenues						
Program revenues:						
Charges for services	\$ 247,185	\$ 273,690	\$ 316,205	\$ 316,481	\$ 563,390	\$ 590,171
Grants - operating	185,860	129,247	4,083	350	189,943	129,597
Grants - capital	18,293	11,064	19,521	16,552	37,814	27,616
General revenues:						
Property taxes	584,609	543,977	-	-	584,609	543,977
Sales taxes	146,898	166,327	-	-	146,898	166,327
Fuel taxes	16,288	17,988	-	-	16,288	17,988
Communication services tax	8,951	8,691	-	-	8,951	8,691
Unrestricted interest	10,613	11,890	-	-	10,613	11,890
Total revenues	<u>1,218,697</u>	<u>1,162,873</u>	<u>339,809</u>	<u>333,383</u>	<u>1,558,506</u>	<u>1,496,257</u>
Program expenses						
General government	218,548	205,955	-	-	218,548	205,955
Public safety	649,516	591,729	-	-	649,516	591,729
Physical environment	38,814	45,054	-	-	38,814	45,054
Transportation	69,151	86,530	-	-	69,151	86,530
Economic environment	101,593	101,259	-	-	101,593	101,259
Human services	65,740	67,358	-	-	65,740	67,358
Culture and recreation	31,675	31,750	-	-	31,675	31,750
Interest and fiscal charges	297	384	-	-	297	384
Water System	-	-	88,078	88,809	88,078	88,809
Sewer System	-	-	72,926	72,815	72,926	72,815
Solid Waste System	-	-	84,230	88,952	84,230	88,952
Nonmajor enterprise fund	-	-	21,193	21,414	21,193	21,414
Total expenses	<u>1,175,334</u>	<u>1,130,019</u>	<u>266,427</u>	<u>271,990</u>	<u>1,441,761</u>	<u>1,402,009</u>

Pinellas County, Florida
MANAGEMENT'S DISCUSSION AND ANALYSIS
September 30, 2020

	Governmental Activities		Business-type Activities		Total Primary Government	
	2020	2019	2020	2019	2020	2019
Change in net position before special items and transfers	\$ 43,363	\$ 32,855	\$ 73,382	\$ 61,393	\$ 116,745	\$ 94,248
Change in net position	43,363	32,855	73,382	61,393	116,745	94,248
Net position - beginning	1,502,153	1,469,298	1,729,701	1,668,308	3,231,854	3,137,606
Net position - ending	<u>\$ 1,545,516</u>	<u>\$ 1,502,153</u>	<u>\$ 1,803,083</u>	<u>\$ 1,729,701</u>	<u>\$ 3,348,599</u>	<u>\$ 3,231,854</u>

Governmental activities. Revenues in the County's governmental activities increased by \$55.8 million or 4.8 percent over the prior year. The cost of governmental activities increased 4.0 percent or \$45.3 million from the prior year. Revenues exceeded expenses for the year by \$43.4 million, compared to an excess of revenues over expenses of \$32.9 million in the prior year. Key factors attributing to these changes are described below.

Property tax revenues increased by \$40.6 million, or 7.5 percent over last year for all governmental activities due to an increase in property tax values of 7.5 percent. The millage rate for all Fire Protection Districts decreased with the exception of High Point, Pinellas Park, Seminole, Tarpon Springs and Tierra Verde. All other countywide millage rates remained unchanged from the previous year.

Charges for services amounted to \$247.2 million for the current year compared to \$273.7 million realized in the prior year, a decrease of \$26.5 million. The primary contributor to this decrease is prior year revenues received for \$26 million related to mortgage notes for affordable housing program.

Operating grants and contributions increased by \$56.6 million from the prior year, due primarily to 1) an increase in federal funding for the Coronavirus Aid Relief & Economic Security (CARES) Act for supplies, human services assistance and aid to small businesses affected by the coronavirus pandemic.

Sales tax revenue decreased by \$19.4 million; or 11.7 percent, reflecting signs of the economic impact of the coronavirus pandemic.

Public Safety expenses increased by \$57.8 million, primarily as a result of 1) expenses associated with the Coronavirus Aid Relief & Economic Security (CARES) Act amount of \$34.4 million and 2) expenses of \$6.1 million for the purchase of supplies in response to the pandemic such as personal protection equipment (PPE), hand sanitizer, disinfectant spray, etc.

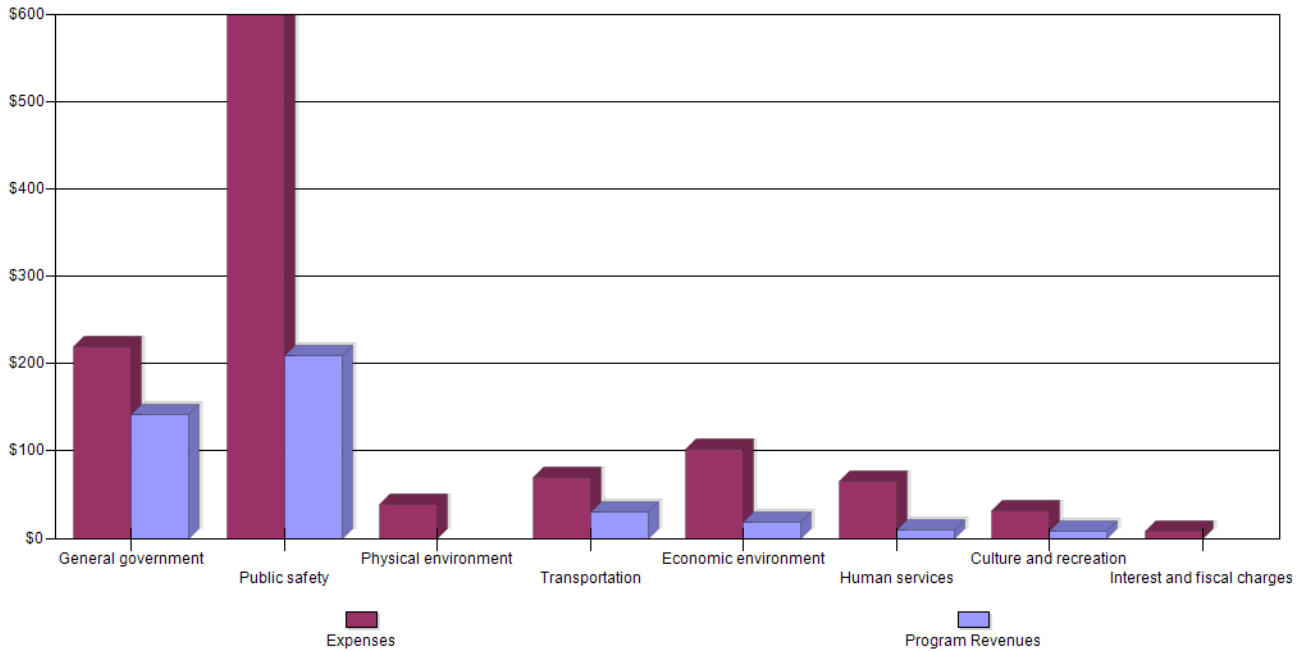
General Government expenses increased by \$12.6 million, primarily as a result of additional cost recovery allocations of approximately \$6.1 million for internal information technology, which provides various infrastructure, application support, and project management.

Transportation expenses decreased by \$17.4 million, primarily due to a reduction of payments associated with the Florida Department of Transportation Gateway Express Project and the Gulf Blvd Improvements.

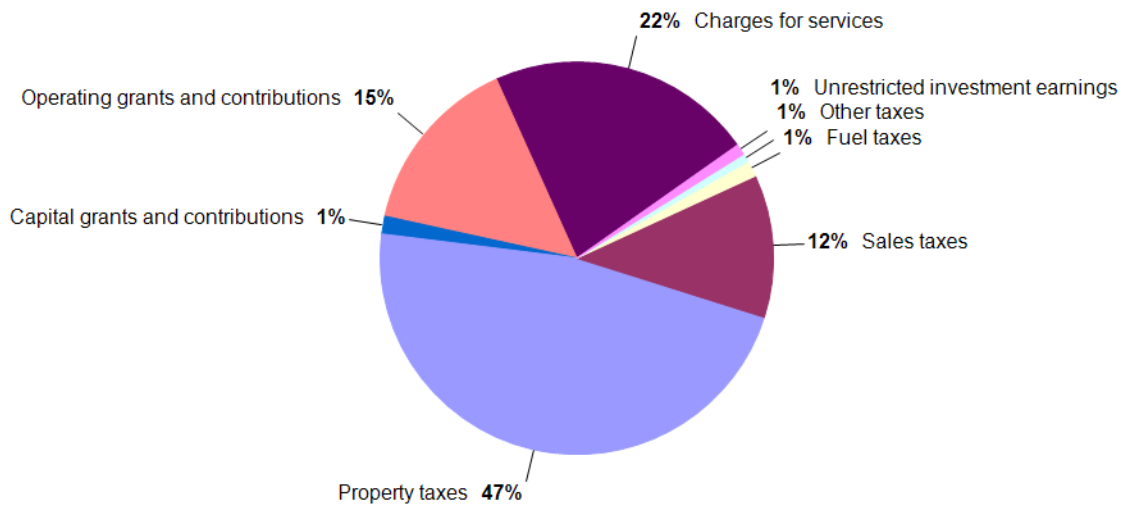
Net position for governmental activities totaled \$1.5 billion at fiscal year-end; however, there was a net unrestricted deficit in governmental activities of \$817.3 million resulting primarily from the unfunded Other Post-employment Benefits (OPEB) and net pension liabilities. The impact on net position of OPEB and pension related liabilities, deferred inflows, and deferred outflows was \$722.1 million and \$490.2 million, respectively. Although funding for OPEB is set aside in excess of the requirement to cover current claims, it is not set aside in a trust to be used specifically for OPEB.

Pinellas County, Florida
MANAGEMENT'S DISCUSSION AND ANALYSIS
September 30, 2020

Expenses and Program Revenues - Governmental Activities
(dollars in millions)



Revenues by Source - Governmental Activities



Pinellas County, Florida
MANAGEMENT'S DISCUSSION AND ANALYSIS
September 30, 2020

Business-type activities. Net position of business-type activities increased \$73.4 million or 4.2 percent during the year. Revenues in business-type activities increased 1.9 percent over the prior year by \$6.4 million. Expenses were down by \$5.6 million or 2.0 percent.

Water System - Net position of the Water System increased \$8.0 million during the year.

- Total program revenues for the Water System, including charges for services, investment income, miscellaneous revenue and capital contributions, decreased by \$1.0 million or 1.1 percent from the prior year. This was primarily due to lower interest earnings.
- Operating expenses of the Water System decreased by 1.5 percent or \$1.3 million from previous year due primarily to decreased Tampa Bay Water fixed costs of \$1.1 million.

Sewer System - Net position of the Sewer System increased \$17.1 million during the year.

- Total program revenues increased by \$7.3 million or 8.7 percent over the prior year. Charges for services to customers increased by \$6.7 million or 8.5 percent. The largest contributing factor to this increase was increased retail consumption.

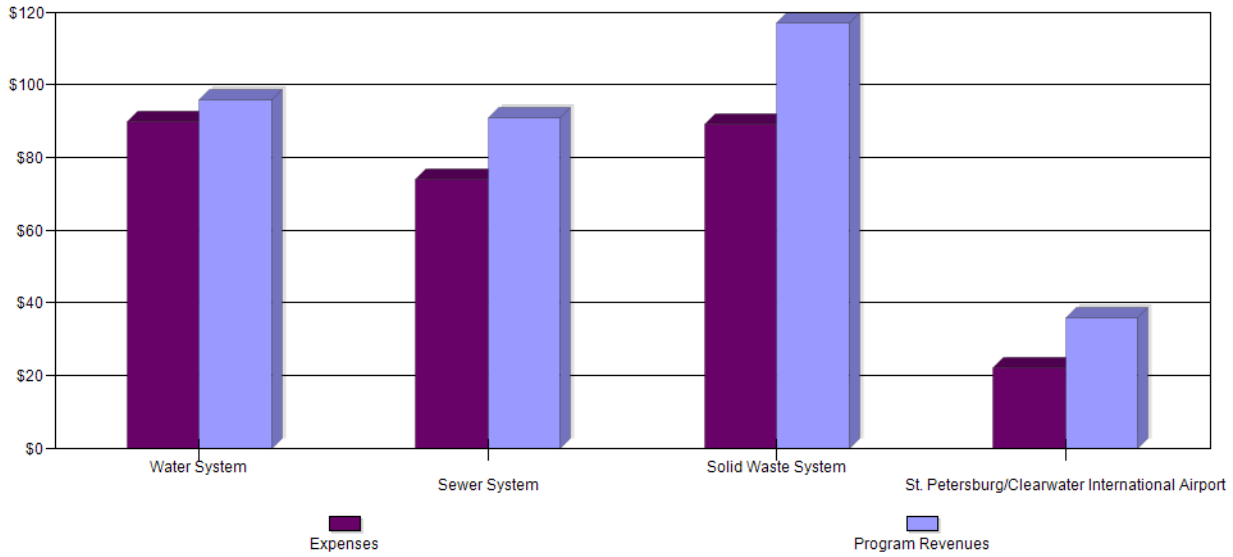
Solid Waste System - Net position of the Solid Waste System increased by \$32.3 million during the year.

- Total program revenues of the system increased by \$2.8 million or 2.4 percent over the prior year. Electrical sales revenue was down by \$2.2 million resulting from a decrease in demand, while charges for electrical capacity resulted in additional revenues of \$3.6 million over the previous fiscal year due to contractual rate increases. Revenues for tipping fees were up \$2.5 million due to an increase in waste disposal tonnage processed compared to prior year. Other revenues of the Solid Waste System were relatively consistent between the two years.
- Operating expenses for the system were down by \$4.5 million or 5.1 percent over the prior year due to decreased costs of operating the waste-to-energy facility.

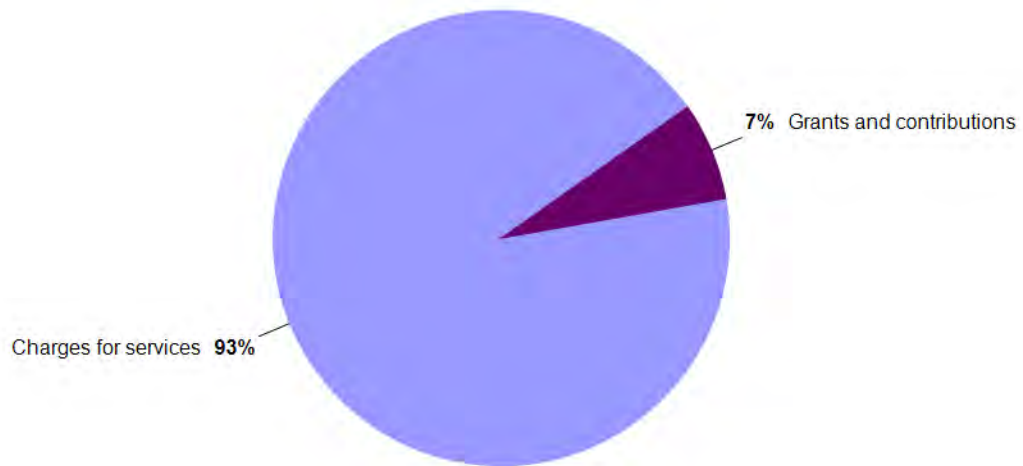
The remainder of this page intentionally left blank.

Pinellas County, Florida
MANAGEMENT'S DISCUSSION AND ANALYSIS
September 30, 2020

Expenses and Program Revenues – Business-type Activities
(dollars in millions)



Revenues by Source – Business-Type Activities



Pinellas County, Florida
MANAGEMENT'S DISCUSSION AND ANALYSIS
September 30, 2020

FINANCIAL ANALYSIS OF PINELLAS COUNTY'S FUNDS

The County uses fund accounting to demonstrate compliance with finance related legal requirements.

Governmental Funds: Governmental funds focus on money inflows and outflows and the balances available for spending. The governmental funds provide a detailed short-term view of the County's general government operations and the basic services provided. Governmental fund information helps determine the amount of short-term financial resources available for County programs. The unassigned fund balance may serve as an annual benchmark of the net resources available for discretionary spending at the end of the fiscal year. At fiscal year-end, total fund balance for the County's governmental funds was \$546.9 million, increasing from the prior year by \$65.6 million. The unassigned portion of fund balance was \$57.3 million for all governmental funds compared to \$116.3 million last year. As a part of the budget process for fiscal year 2019-2020, the Board adopted a policy committing or assigning portions of the previously unassigned fund balances for specific purposes as explained in Note 13 – Fund Balances. Key financial factors for the year for major governmental funds were as follows:

The General Fund is the primary operating fund of the County accounting for all financial resources of the general government, except for those required to be accounted for in another fund. Appropriations for the General Fund for the fiscal year, including reserves, totaled \$932.6 million.

- Overall General Fund revenues and other financing sources increased by \$86.9 million or 13.7 percent from last year.
- Tax revenue increased by \$33.6 million, due primarily to the 7.4 percent increase in taxable property values.
- Intergovernmental revenues were up by \$55.3 million or 62.8 percent. The increase was primarily due to Coronavirus Aid, Relief, and Economic Security (CARES) Act grant funding due to the pandemic.
- Overall General Fund expenditures and transfers out increased by 11.5 percent or \$69.8 million. Approximately \$34.4 million of the increase is related CARES Act Small Business Grants which provided funding to businesses affected by the pandemic. Other significant increases included \$7.1 million for the additional purchases of supplies in response to COVID-19 and \$12.9 million in additional funding transferred to the Sheriff's Operations for funding of personnel and operating increases and the Covid-19 expenditures.

The Sheriff's Operations Fund is used to account for the general operating activity of the Sheriff, the chief law enforcement and corrections officer for the County.

- Expenditures and transfers out increased by \$14.7 million or 4.7 percent from the prior year due primarily to an increase in personal services expenditures of \$10.4 million pursuant to a planned 3 percent increase for non-sworn employees and the continuance of the step plan raises for special risk members previously put into effect, as well as additional costs for health care coverage of Sheriff's Office employees.
- Revenues, issuance of debt and transfers in increased by \$2.6 million or 0.8 percent over the prior year, with the majority increase attributable to the increase of \$9.9 million in transfers being used toward funding the aforementioned personnel services costs.
- Fund balance decreased by \$5.4 million.

The Capital Projects Fund accounts for construction of major governmental capital projects throughout the County.

Pinellas County, Florida
MANAGEMENT'S DISCUSSION AND ANALYSIS
September 30, 2020

- Revenues and transfers decreased by \$9.7 million or 6.8 percent from the prior year. The majority of this decrease is related to the following: 1) local infrastructure sales tax in the approximate amount of \$5.1 million, 2) investment income of \$1.1 million as a result of a declining interest rate environment due to the Covid-19 pandemic and 3) decreased transfers in of \$12.7 million due to reductions of funding required to support the 10 year capital improvement plan. These revenues were offset by the following: 1) a decrease of \$1.4 million related to federal and state funding that was received in prior year compared to current year and 2) a \$1.1 million decrease resulting from a sale of land in the prior year compared to current year.
- Expenditures and transfers out decreased by \$18.7 million or 14.6 percent, from \$127.8 million in the prior year to \$109.1 million. The most significant factor contributing to the decrease were reductions in construction-related expenditures for the detention support improvements and the justice center judicial consolidation project.

The Emergency Medical Service Fund is used to account for revenues earmarked for countywide emergency medical services.

- Revenues and transfers in were up by \$9.6 million or 7.5 percent over the prior year, attributable mostly to additional tax revenues of \$5.1 million as a result of increased taxable property values and federal grants of \$2.4 million for CARES Act funding.
- Expenditures and transfers out increased by \$6.8 million or 5.6 percent, from \$121.6 million in the prior year to \$128.4 million. Amounts provided to municipalities and special districts under the First Responder program increased by \$3.4 million from the prior fiscal year, attributable mostly to the increase in operating costs such as personnel expenditures as well as an increase per the agreement terms. An increase of \$1.6 million is attributable to the increase in the Medicaid Public Emergency Medical Transportation expenditures.

Proprietary Funds. The government's proprietary funds include enterprise and internal service funds as mentioned earlier. The enterprise funds' financial information is essentially the same as that presented in the government-wide financial statements under business-type activities.

- Enterprise funds report service activity supported by customer user fees and are presented as business-type functions.
- Internal service funds report activities providing supplies and services to Pinellas County's other operations. Information technology, fleet management, risk financing, employee life and health benefits and Sheriff's health benefits are the activities accounted for as internal service funds. The operations of each fund are presented in the combining statements. Internal service funds are combined with governmental activities in the government-wide statements since they primarily benefit governmental activities.

General Fund Budgetary Highlights

The fiscal year 2019-2020 countywide original budget totaled \$2.4 billion, which was an increase of \$29.3 million, or 1.2%, over the fiscal year 2018-2019 revised budget. Total revenues originally budgeted in the General Fund were \$630 million, of which taxes comprised \$476 million of the total. Generally, the largest revenue sources in the General Fund each year consist of property taxes, state shared half-cent sales taxes, state revenue sharing, and communication services taxes. At the time of budget adoption, property tax revenue was projected to yield an additional \$38.9 million because of increased property values (as there was no increase to the millage rate from the prior year). On the expenditure side, the original budget for County departments decreased \$2.3 million, or 1.2%, below the fiscal year 2018-2019 revised budget due to one-time State reimbursable Red Tide emergency funding in the prior year.

The final budget of the general fund was \$172 million and \$173 million higher than the original budget for revenues and expenditures, respectively. The most significant of the budget amendments made throughout the fiscal year was the receipt and appropriation of \$170 million from the Coronavirus Relief Fund. Actual revenues and transfers in were less than the estimated amounts by \$90 million. Also, actual expenditures and transfers out were less than related appropriated amounts by \$155 million. These difference relate to the timing of when the proceeds from the Coronavirus Relief Fund were spent. While \$170 million was

Pinellas County, Florida
MANAGEMENT'S DISCUSSION AND ANALYSIS
September 30, 2020

received and budgeted for in fiscal year 2019-2020, approximately \$53 million was spent on public assistance projects and other eligible expenditures during the fiscal year. The remaining unspent and unearned portion has been carried forward to the fiscal 2020-2021 budget year.

CAPITAL ASSET AND DEBT ADMINISTRATION

Capital Assets. Pinellas County's investment in capital assets for governmental and business-type activities is \$3.6 billion, net of accumulated depreciation. This includes land, buildings, improvements, equipment, road, bridges, drainage systems, intangible assets and construction in progress. The total increase in capital assets was 1.6 percent over the prior year (1.5 percent increase for governmental activities and a 1.7 percent increase in business-type activities).

Pinellas County, Florida's Capital Assets (dollars in thousands)						
	Governmental Activities		Business-type Activities		Total Primary Government	
	2020	2019	2020	2019	2020	2019
Land	\$ 390,926	\$ 390,572	\$ 69,734	\$ 69,732	\$ 460,304	\$ 459,550
Buildings	462,801	480,264	100,181	82,893	562,982	476,399
Improvements other than buildings	138,557	135,677	1,152,571	1,158,000	1,291,128	1,295,644
Equipment	75,358	72,439	18,402	19,304	93,761	90,300
Intangible assets	29,959	24,069	5,509	2,792	35,467	26,861
Infrastructure	783,260	789,823	-	-	783,260	796,910
Construction in progress	183,691	130,908	226,039	214,322	409,730	368,386
Total	<u>\$ 2,064,552</u>	<u>\$ 2,011,017</u>	<u>\$ 1,572,436</u>	<u>\$ 1,503,033</u>	<u>\$ 3,636,632</u>	<u>\$ 3,514,050</u>

Major capital asset projects funded and completed this fiscal year were as follows:

Governmental activities

- Jail Facility Upgrades (\$1.2 million)
- Beach Renourishment Projects (\$10.4 million)
- Countywide Drainage Improvements (\$5.2 million)
- Sidewalk and ADA Improvements (\$2.8 million)
- Countywide Paving & Intersection Improvements (\$11.2 million)
- Wall Springs Park Development (\$5.5 million)

The remainder of this page intentionally left blank.

Pinellas County, Florida
MANAGEMENT'S DISCUSSION AND ANALYSIS
September 30, 2020

Business-type activities

- Airport Baggage & Landside Improvements (\$27.7 million)
- Airport Custom & Border Protection (\$7.6 million)
- Water & Sewer Billing Software Upgrade (\$3 million)
- Water Main Replacements (\$1.9 million)
- Solid Waste Facility Improvements (\$2 million)
- South Cross Bayou Facility Improvements (\$2.5 million)
- McKay Creek Reclaimed Water (\$1.7 million)
- Sewer Pump Station Rehabilitation (\$6.6 million)

Additional information on the County's capital assets can be found in Note 7 of this report.

Debt Administration. Pinellas County had no general obligation bonds outstanding at the end of the fiscal year.

Pinellas County, Florida's Outstanding Debt
(dollars in thousands)

	Governmental Activities		Business-type Activities		Total Primary Government	
	2020	2019	2020	2019	2020	2019
Revenue bonds	\$ -	\$ -	\$ 49,615	\$ 52,355	\$ 49,615	\$ 52,355
Notes from direct placements	-	-	64,301	71,005	64,301	71,005
Notes from direct borrowings	12,692	18,634	-	-	12,692	18,634
Capital leases	615	298	-	-	615	298
Total	<u>\$ 13,307</u>	<u>\$ 18,932</u>	<u>\$ 113,916</u>	<u>\$ 123,360</u>	<u>\$ 127,223</u>	<u>\$ 142,292</u>

All general long-term bonded debt for governmental activities was paid off in prior years. Scheduled debt service payments for the Sheriff were made of \$5.9 million. The new capital leases for governmental activities consists of street sweeper leases of \$508 thousand.

The total outstanding debt for business-type activities decreased by \$9.4 million from the prior year due primarily to scheduled debt service payments.

Moody's, Standard & Poor's, and Fitch rate the County's debt issues. The Sewer Revenue Bonds, Series 2003 have a surety bond with FSA (now Assured Guaranty). The surety bonds are applied equally to all sewer debt. Additional information on the County's long-term debt can be found in Note 10 on pages 63-66 of this report.

ECONOMIC FACTORS AND NEXT YEAR'S BUDGETS AND RATES

In developing the fiscal year 2020-2021 budget, key strategic goals of the Board of County Commissioners, in alignment with its mission, vision, and values, consisted of the following:

- Create a quality workforce in a positive, supportive organization
- Ensure public health, safety, and welfare
- Practice superior environmental stewardship
- Foster continual economic growth and vitality
- Deliver first class services to the public and customers

Pinellas County, Florida
MANAGEMENT'S DISCUSSION AND ANALYSIS
September 30, 2020

Confronted with a global pandemic, the County has continued to strengthen its commitment to develop a fiscally responsible budget that meets the community's needs and provides programs and services that citizens value, especially as the community comes together to respond to the public health and economic impacts of COVID-19. All departments and agencies scrutinized their fiscal year 2020-2021 budget submissions to address impacts from COVID-19 and to submit revisions to their original requests reflecting anticipated revenue decreases and expenditure increases resulting from the pandemic. The Office of Management & Budget prepared various scenarios of fund forecasts to help provide insight to the long-term fiscal impacts from COVID-19 to support County Administration and the Board of County Commissioners in making budget-related decisions.

The fiscal year 2020-2021 budget totals \$2.7 billion, an increase of \$73.5 million or 2.8% above the fiscal year 2019-2020 revised budget. The countywide millage rate of 5.2755 mills for the General Fund and the 2.0875 mills for the unincorporated area remain unchanged. However, property tax revenue is projected to yield an additional \$41.6 million because of increased property values. The largest source contributing to the increase in resources in the fiscal year 2020-2021 budget is the receipt and appropriation of \$170.1 million in April 2020 from the Coronavirus Relief Fund, a component of the federal CARES Act stimulus package that was adopted in response to nationwide impacts from COVID-19. The distribution of these funds have been focused on programs relating to public health mitigation and response and financial assistance for individuals, families, and businesses.

The other major source of increase in resources is additional fund balance resulting from setting aside additional reserves as a fiscal planning strategy due to uncertainty in the economic impact and duration of the pandemic. By continuing to limit increases in budgets in fiscal year 2020-2021, the County is positioned to absorb the anticipated pandemic-related decreases in property tax revenue projected by the Property Appraiser in FY22. Excluding CARES Act funds noted above, the fiscal year 2020-2021 General Fund budget reflects an increase of \$14.1 million or 2.1% over fiscal year 2019-2020 with fund balance increasing by \$59.9 million to 24.2% of revenues, which exceeds the policy target of 15.0%.

The overall strategy employed by the County during the budget development process was to provide a balanced budget consistent with the Board's priorities as indicated in the budget document. The County continues to use a multiyear budget strategy based on a six year forecast, including all of the major operating funds to identify ways to ensure long term fiscal sustainability. Through the FY '21 budget development process, a countywide work plan was developed to provide transparent, ongoing reporting on the status, milestones, and overall timeline of key County initiatives.

REQUESTS FOR INFORMATION

This financial report is designed to provide a general overview of the County's finances for interested parties. If you have questions about this report or need additional financial information, contact Pinellas County Finance Division, P. O. Box 2438, Clearwater, Florida 33757 or email jphillips@pinellascounty.org.

BASIC FINANCIAL STATEMENTS

Pinellas County, Florida
STATEMENT OF NET POSITION
September 30, 2020

	Primary Government			
	Governmental Activities	Business-type Activities	Total	Component Units
ASSETS				
Cash and cash equivalents	\$ 303,844,163	\$ 78,728,592	\$ 382,572,755	\$ 12,654,541
Investments	561,834,742	386,495,173	948,329,915	2,170,098
Receivables (net of allowance for uncollectibles)	133,418,869	74,736,232	208,155,101	88,479,135
Internal balances	7,333,739	(7,333,739)	-	-
Inventory	5,967,265	1,836,042	7,803,307	-
Prepaid items	18,062,538	205,844	18,268,382	8,752
Other assets	663,947	-	663,947	-
Capital assets (net of accumulated depreciation):				
Land	390,925,712	69,734,112	460,659,824	10,358,256
Buildings	462,801,168	100,180,346	562,981,514	3,885,040
Improvements other than buildings	138,557,345	1,152,570,969	1,291,128,314	-
Equipment	75,357,949	18,401,654	93,759,603	7,656
Intangible assets	29,959,023	5,508,926	35,467,949	-
Infrastructure	783,259,968	-	783,259,968	-
Construction in progress	183,690,860	226,039,885	409,730,745	-
Total assets	3,095,677,288	2,107,104,036	5,202,781,324	117,563,478
DEFERRED OUTFLOWS OF RESOURCES				
Deferred outflows of resources	232,322,315	15,652,696	247,975,011	1,091,300
Total assets and deferred outflows of resources	3,327,999,603	2,122,756,732	5,450,756,335	118,654,778
LIABILITIES				
Accounts payable and other current liabilities	100,142,894	50,218,720	150,361,614	6,344,071
Accrued interest payable	-	1,081,119	1,081,119	158,185
Unearned revenue	119,965,722	217,364	120,183,086	-
Long-term liabilities:				
Due within one year	60,467,156	6,600,709	67,067,865	941,542
Due in more than one year	1,372,942,032	245,723,096	1,618,665,128	69,027,573
Total liabilities	1,653,517,804	303,841,008	1,957,358,812	76,471,371
DEFERRED INFLOWS OF RESOURCES				
Deferred inflows of resources	128,965,666	15,832,639	144,798,305	989,379
Total liabilities and deferred inflows of resources	1,782,483,470	319,673,647	2,102,157,117	77,460,750
NET POSITION				
Net investment in capital assets	2,037,593,829	1,441,447,992	3,479,041,821	14,248,872
Restricted for				
Capital projects	153,428,159	-	153,428,159	-
Public safety programs	72,466,942	-	72,466,942	-
Transportation projects	4,823,304	-	4,823,304	-
Grant programs	58,330,247	-	58,330,247	-
Debt service	-	-	-	14,959,217
Renewal and replacement	-	9,600,189	9,600,189	-
Other programs	36,205,151	-	36,205,151	-
Unrestricted	(817,331,499)	352,034,904	(465,296,595)	11,985,939
Total net position	\$ 1,545,516,133	\$ 1,803,083,085	\$ 3,348,599,218	\$ 41,194,028

The accompanying notes are an integral part of this statement.

Pinellas County, Florida
STATEMENT OF ACTIVITIES
For the year ended September 30, 2020

		Program Revenues		
		Charges for	Operating	Capital
	Expenses	Services	Grants and Contributions	Grants and Contributions
FUNCTIONS/PROGRAMS				
Primary Government:				
Governmental activities:				
General government	\$ 218,547,738	\$ 71,157,975	\$ 69,396,099	\$ -
Public safety	649,515,622	115,891,549	93,548,519	-
Physical environment	38,814,405	21,394,456	3,128,443	11,788,906
Transportation	69,149,985	13,354,829	10,086,822	6,504,276
Economic environment	101,593,447	13,538,803	4,435,539	-
Human services	65,740,167	4,853,638	4,744,951	-
Culture and recreation	31,675,031	6,993,373	519,842	-
Interest and fiscal charges	297,171	-	-	-
Total governmental activities	<u>1,175,333,566</u>	<u>247,184,623</u>	<u>185,860,215</u>	<u>18,293,182</u>
Business-type activities:				
Water System	88,078,617	94,904,484	592,506	982,309
Sewer System	72,925,942	88,526,512	655,737	1,392,219
Solid Waste System	84,230,102	116,901,476	56,080	-
Nonmajor enterprise fund	21,192,815	15,872,083	2,778,986	17,146,306
Total business-type activities	<u>266,427,476</u>	<u>316,204,555</u>	<u>4,083,309</u>	<u>19,520,834</u>
Total primary government	<u>\$ 1,441,761,042</u>	<u>\$ 563,389,178</u>	<u>\$ 189,943,524</u>	<u>\$ 37,814,016</u>
Component Units:				
Planning Council	\$ 2,829,581	\$ 1,256,634	\$ -	\$ -
Housing Finance Authority	4,445,321	841,823	525,190	740,525
Health Facilities Authority	175	1	-	-
Construction Licensing Board	2,538,386	1,939,418	-	-
Total component units	<u>\$ 9,813,463</u>	<u>\$ 4,037,876</u>	<u>\$ 525,190</u>	<u>\$ 740,525</u>
General revenues:				
Property taxes				
Sales taxes				
Fuel taxes				
Communication service tax				
Unrestricted investment earnings				
Total general revenues				
Change in net position				
Net position - beginning				
Net position - ending				

The accompanying notes are an integral part of this statement.

Net (Expenses) Revenues and Changes in Net Position			
Primary Government			
Governmental Activities	Business-type Activities	Total	Component Units
\$ (77,993,664)	\$ -	\$ (77,993,664)	\$ -
(440,075,554)	-	(440,075,554)	-
(2,502,600)	-	(2,502,600)	-
(39,204,058)	-	(39,204,058)	-
(83,619,105)	-	(83,619,105)	-
(56,141,578)	-	(56,141,578)	-
(24,161,816)	-	(24,161,816)	-
(297,171)	-	(297,171)	-
<u>(723,995,546)</u>	<u>-</u>	<u>(723,995,546)</u>	<u>-</u>
-	8,400,682	8,400,682	-
-	17,648,526	17,648,526	-
-	32,727,454	32,727,454	-
-	14,604,560	14,604,560	-
<u>-</u>	<u>73,381,222</u>	<u>73,381,222</u>	<u>-</u>
<u>(723,995,546)</u>	<u>73,381,222</u>	<u>(650,614,324)</u>	<u>-</u>
-	-	-	(1,572,947)
-	-	-	(2,337,783)
-	-	-	(174)
<u>-</u>	<u>-</u>	<u>-</u>	<u>(598,968)</u>
<u>-</u>	<u>-</u>	<u>-</u>	<u>(4,509,872)</u>
584,608,714	-	584,608,714	1,245,617
146,897,689	-	146,897,689	-
16,288,406	-	16,288,406	-
8,951,102	-	8,951,102	-
10,613,163	-	10,613,163	5,070,563
<u>767,359,074</u>	<u>-</u>	<u>767,359,074</u>	<u>6,316,180</u>
43,363,528	73,381,222	116,744,750	1,806,308
<u>1,502,152,605</u>	<u>1,729,701,863</u>	<u>3,231,854,468</u>	<u>39,387,720</u>
<u>\$ 1,545,516,133</u>	<u>\$ 1,803,083,085</u>	<u>\$ 3,348,599,218</u>	<u>\$ 41,194,028</u>

Pinellas County, Florida

BALANCE SHEET
GOVERNMENTAL FUNDS
September 30, 2020

	General	Sheriff's Operations	Capital Projects
ASSETS			
Cash	\$ 84,093,850	\$ 24,845,454	\$ 29,935,826
Investments	208,131,071	21,422	112,335,437
Accounts and notes receivable, net	679,690	142,935	-
Assessments receivable	-	-	-
Accrued interest receivable	860,626	-	453,346
Due from other funds	13,660,649	381,299	-
Interfund advances	-	22,209,818	-
Due from other governments	11,569,019	1,865,807	42,814,695
Inventory	3,280	1,339,517	-
Prepaid items	8,086,324	-	358,678
Other assets	-	82,673	-
Total assets	<u>\$ 327,084,509</u>	<u>\$ 50,888,925</u>	<u>\$ 185,897,982</u>
LIABILITIES, DEFERRED INFLOWS OF RESOURCES AND FUND BALANCES			
LIABILITIES			
Vouchers payable	\$ 11,934,208	\$ 2,834,186	\$ 12,894,995
Contracts payable	-	-	1,257,342
Due to other funds	399,832	6,642,633	38,239
Interfund advances	-	22,209,818	-
Due to other governments	3,866,083	291,249	13,019,038
Accrued liabilities	4,582,252	11,303,531	-
Deposits and other current liabilities	5,000	54,228	-
Unearned revenue	116,470,640	654,850	1,816,614
Total liabilities	<u>137,258,015</u>	<u>43,990,495</u>	<u>29,026,228</u>
DEFERRED INFLOWS OF RESOURCES			
Proceeds received in advance of time requirements	-	513,321	-
Unavailable revenue - notes receivable	-	-	-
Unavailable revenue - disaster grant	507,010	-	-
Unavailable revenue - other receivables	-	-	-
Total deferred inflows of resources	<u>507,010</u>	<u>513,321</u>	<u>-</u>
FUND BALANCES			
Nonspendable	8,089,604	1,339,517	358,678
Restricted	-	5,045,592	156,513,076
Committed	-	-	-
Assigned	123,941,740	-	-
Unassigned	57,288,140	-	-
Total fund balances	<u>189,319,484</u>	<u>6,385,109</u>	<u>156,871,754</u>
Total liabilities, deferred inflows of resources and fund balances	<u>\$ 327,084,509</u>	<u>\$ 50,888,925</u>	<u>\$ 185,897,982</u>

The accompanying notes are an integral part of this statement.

Emergency Medical Service	Nonmajor Governmental Funds	Total Governmental Funds
\$ 11,201,410	\$ 101,452,120	\$ 251,528,660
36,900,364	61,447,148	418,835,442
11,424,943	52,074,325	64,321,893
-	311,017	311,017
140,409	250,545	1,704,926
455,493	6,971,946	21,469,387
-	-	22,209,818
-	9,520,271	65,769,792
-	4,379,694	5,722,491
67,224	1,419,175	9,931,401
-	581,274	663,947
<u>\$ 60,189,843</u>	<u>\$ 238,407,515</u>	<u>\$ 862,468,774</u>

\$ 4,656,088	\$ 10,162,008	\$ 42,481,485
-	-	1,257,342
3,976	19,310,075	26,394,755
-	-	22,209,818
1,159,996	7,035,234	25,371,600
209,611	5,361,783	21,457,177
-	1,370,916	1,430,144
388,791	622,357	119,953,252
<u>6,418,462</u>	<u>43,862,373</u>	<u>260,555,573</u>

-	-	513,321
-	51,632,937	51,632,937
-	-	507,010
2,344,053	-	2,344,053
<u>2,344,053</u>	<u>51,632,937</u>	<u>54,997,321</u>

67,224	5,798,869	15,653,892
51,360,104	135,653,500	348,572,272
-	1,459,836	1,459,836
-	-	123,941,740
-	-	57,288,140
<u>51,427,328</u>	<u>142,912,205</u>	<u>546,915,880</u>

<u>\$ 60,189,843</u>	<u>\$ 238,407,515</u>	<u>\$ 862,468,774</u>
----------------------	-----------------------	-----------------------

This page intentionally left blank.

Pinellas County, Florida
RECONCILIATION OF THE BALANCE SHEET OF GOVERNMENTAL FUNDS
TO THE STATEMENT OF NET POSITION
September 30, 2020

Total fund balances - governmental funds	\$ 546,915,880
Amounts reported for governmental activities in the statement of net position are different because:	
Capital assets used in governmental activities are not financial resources and, therefore, not reported in the funds	2,016,109,881
Deferred inflows of resources related to pensions are not recorded in the governmental fund financial statements	(16,750,892)
Deferred outflows of resources related to pensions are not recorded in the governmental fund financial statements	194,083,327
Deferred inflows of resources related to OPEB are not recorded in the governmental fund financial statements	(105,352,942)
Deferred outflows of resources related to OPEB are not recorded in the governmental fund financial statements	31,877,880
Internal service funds are used by management to charge the costs of certain activities to individual funds	176,493,503
Revenue recognized when earned was deferred in the governmental funds until these current financial resources are available	54,484,000
Some long term liabilities are not due and payable in the current period and therefore not reported in the funds.	
Notes payable	\$ (12,691,808)
Compensated absences	(63,017,075)
Pension liability	(652,632,601)
OPEB Liability	(622,967,524)
Capital leases	(615,497)
Pollution remediation obligation	(419,999)
	<u>(1,352,344,504)</u>
Total net position - governmental activities	<u>\$ 1,545,516,133</u>

The accompanying notes are an integral part of this statement.

Pinellas County, Florida
STATEMENT OF REVENUES,
EXPENDITURES AND CHANGES IN FUND BALANCES
GOVERNMENTAL FUNDS
For the year ended September 30, 2020

	General	Sheriff's Operations	Capital Projects
REVENUES			
Taxes	\$ 484,405,518	\$ -	\$ 98,093,851
Licenses and permits	1,490,303	-	-
Intergovernmental	143,296,277	12,053,014	17,806,721
Charges for services	49,032,315	2,175,055	-
Fines and forfeitures	922,216	-	-
Special assessments	-	-	-
Impact fees	-	-	1,643,061
Investment income	6,484,722	2,780,384	3,188,759
Miscellaneous	23,849,270	3,507,690	3,241,193
Total revenues	<u>709,480,621</u>	<u>20,516,143</u>	<u>123,973,585</u>
EXPENDITURES			
Current			
General government	104,560,628	-	11,488,320
Public safety	79,944,366	339,355,056	6,903,745
Physical environment	8,664,345	-	23,649,272
Transportation	-	-	56,385,612
Economic environment	23,145,141	-	835,079
Human services	56,546,570	-	68,606
Culture and recreation	17,267,714	-	7,570,756
Debt service			
Principal retirement	-	5,942,520	-
Interest and fiscal charges	-	279,532	-
Total expenditures	<u>290,128,764</u>	<u>345,577,108</u>	<u>106,901,390</u>
Excess (deficiency) of revenues over (under) expenditures	<u>419,351,857</u>	<u>(325,060,965)</u>	<u>17,072,195</u>
OTHER FINANCING SOURCES (USES)			
Distribution of excess court revenue to the State	-	-	-
Transfers in	10,779,761	319,831,355	10,348,113
Transfers out	(386,041,049)	(210,496)	(2,226,700)
Total other financing sources (uses)	<u>(375,261,288)</u>	<u>319,620,859</u>	<u>8,121,413</u>
Net change in fund balances	44,090,569	(5,440,106)	25,193,608
Fund balances - beginning	<u>145,228,915</u>	<u>11,825,215</u>	<u>131,678,146</u>
Fund balances - ending	<u>\$ 189,319,484</u>	<u>\$ 6,385,109</u>	<u>\$ 156,871,754</u>

The accompanying notes are an integral part of this statement.

Emergency Medical Service	Nonmajor Governmental Funds	Total Governmental Funds
\$ 71,202,989	\$ 103,043,553	\$ 756,745,911
-	7,379,467	8,869,770
4,783,089	27,678,172	205,617,273
54,578,735	38,816,222	144,602,327
-	5,075,188	5,997,404
-	21,639,322	21,639,322
-	-	1,643,061
1,264,987	3,268,786	16,987,638
5,152,652	15,705,584	51,456,389
<u>136,982,452</u>	<u>222,606,294</u>	<u>1,213,559,095</u>
-	94,041,490	210,090,438
126,481,478	34,664,861	587,349,506
-	21,920,912	54,234,529
-	31,609,779	87,995,391
-	76,539,012	100,519,232
-	8,156,215	64,771,391
-	9,717,332	34,555,802
-	190,843	6,133,363
-	17,639	297,171
<u>126,481,478</u>	<u>276,858,083</u>	<u>1,145,946,823</u>
<u>10,500,974</u>	<u>(54,251,789)</u>	<u>67,612,272</u>
-	(34,864)	(34,864)
453,227	67,087,380	408,499,836
<u>(2,016,216)</u>	<u>(20,005,375)</u>	<u>(410,499,836)</u>
<u>(1,562,989)</u>	<u>47,047,141</u>	<u>(2,034,864)</u>
8,937,985	(7,204,648)	65,577,408
<u>42,489,343</u>	<u>150,116,853</u>	<u>481,338,472</u>
<u>\$ 51,427,328</u>	<u>\$ 142,912,205</u>	<u>\$ 546,915,880</u>

Pinellas County, Florida

**RECONCILIATION OF THE STATEMENT OF REVENUES, EXPENDITURES, AND CHANGES IN FUND BALANCES
OF GOVERNMENTAL FUNDS TO THE STATEMENT OF ACTIVITIES**

For the year ended September 30, 2020

Amounts reported for governmental activities in the statement of activities are different because:

Net change in fund balances - total governmental funds	\$ 65,577,408
--	---------------

Capital outlays are reported as expenditures in the governmental funds. However, the cost of those assets is allocated over their estimated useful lives and reported as depreciation expense in the statement of activities. In the current period these amounts are:

Capital outlay	\$ 115,105,173	
Depreciation expense	<u>(85,609,799)</u>	
		29,495,374

The net effect of various miscellaneous transactions involving capital assets:	1,129,995
--	-----------

Repayment of long term debt is reported as an expenditure in the governmental funds, but the repayment reduces long term liabilities in the statement of net position.	6,133,363
--	-----------

Revenues that are not available are deferred in the governmental funds but are included in the statement of activities. Deferred inflows increased by this amount this year.	(2,176,292)
--	-------------

Revenues which do not provide current financial resources and are not reported in the governmental funds.	2,056,457
---	-----------

Some expenses reported in the statement of activities do not require the use of current financial resources and, therefore, are not reported as expenditures in the governmental funds.

(Increase)Decrease in compensated absences	\$ (10,597,394)	
(Decrease)Increase in pension-related deferred outflows	16,213,651	
(Decrease)Increase in OPEB-related deferred outflows	8,361,356	
(Increase)Decrease in pension liability	(123,557,890)	
(Increase)Decrease in OPEB liability	45,210,369	
(Increase)Decrease in pension-related deferred inflows	29,337,248	
(Increase)Decrease in OPEB-related deferred inflows	(48,638,416)	
(Increase)Decrease in pollution remediation obligations	<u>4,000</u>	
		(83,667,076)

Internal service funds are used by management to charge the costs of certain activities to individual funds. The net revenue of the internal service funds is reported with governmental activities.

	<u>24,814,299</u>
Change in net position - governmental activities	<u><u>\$ 43,363,528</u></u>

The accompanying notes are an integral part of this statement.

Pinellas County, Florida
STATEMENT OF REVENUES, EXPENDITURES AND
CHANGES IN FUND BALANCES - BUDGET AND ACTUAL
GENERAL FUND
For the year ended September 30, 2020

	<u>Original Budget</u>	<u>Final Budget</u>	<u>Actual</u>	<u>Variance with Final Budget</u>
REVENUES				
Taxes	\$ 476,445,920	\$ 476,445,920	\$ 484,405,518	\$ 7,959,598
Licenses and permits	1,531,900	1,531,900	1,490,303	(41,597)
Intergovernmental	77,048,140	249,005,710	143,296,277	(105,709,433)
Charges for services	48,990,380	48,990,380	49,032,315	41,935
Fines and forfeitures	984,430	984,430	922,216	(62,214)
Investment income	2,280,000	2,280,000	6,484,722	4,204,722
Miscellaneous	22,997,660	23,041,160	23,849,270	808,110
Total revenues	<u>630,278,430</u>	<u>802,279,500</u>	<u>709,480,621</u>	<u>(92,798,879)</u>
EXPENDITURES				
Current				
General government	117,575,360	117,631,420	104,560,628	13,070,792
Public safety	29,291,100	202,292,550	79,944,366	122,348,184
Physical environment	11,310,810	11,310,810	8,664,345	2,646,465
Economic environment	25,044,300	25,044,300	23,145,141	1,899,159
Human services	66,674,080	66,871,080	56,546,570	10,324,510
Culture and recreation	21,020,270	21,020,270	17,267,714	3,752,556
Debt service				
Principal retirement	<u>40,000</u>	<u>40,000</u>	<u>-</u>	<u>40,000</u>
Total expenditures	<u>270,955,920</u>	<u>444,210,430</u>	<u>290,128,764</u>	<u>154,081,666</u>
Excess (deficiency) of revenues over (under) expenditures	<u>359,322,510</u>	<u>358,069,070</u>	<u>419,351,857</u>	<u>61,282,787</u>
OTHER FINANCING SOURCES (USES)				
Transfers in	8,362,910	8,362,910	10,779,761	2,416,851
Transfers out	(383,286,350)	(387,256,020)	(386,041,049)	1,214,971
Reserves	<u>(105,852,220)</u>	<u>(101,135,270)</u>	<u>-</u>	<u>101,135,270</u>
Total other financing sources (uses)	<u>(480,775,660)</u>	<u>(480,028,380)</u>	<u>(375,261,288)</u>	<u>104,767,092</u>
Net change in fund balance	(121,453,150)	(121,959,310)	44,090,569	166,049,879
Fund balance - beginning	<u>121,453,150</u>	<u>121,959,310</u>	<u>145,228,915</u>	<u>23,269,605</u>
Fund balance - ending	<u>\$ -</u>	<u>\$ -</u>	<u>\$ 189,319,484</u>	<u>\$ 189,319,484</u>

The accompanying notes are an integral part of this statement.

Pinellas County, Florida
STATEMENT OF REVENUES, EXPENDITURES AND
CHANGES IN FUND BALANCES - BUDGET AND ACTUAL
SHERIFF'S OPERATIONS
For the year ended September 30, 2020

	<u>Original Budget</u>	<u>Final Budget</u>	<u>Actual</u>	<u>Variance with Final Budget</u>
REVENUES				
Intergovernmental	\$ 21,843,066	\$ 12,039,296	\$ 12,053,014	\$ 13,718
Charges for services	3,058,480	2,175,054	2,175,055	1
Investment income	57,260	2,779,983	2,780,384	401
Miscellaneous	3,387,240	3,507,655	3,507,690	35
Total revenues	<u>28,346,046</u>	<u>20,501,988</u>	<u>20,516,143</u>	<u>14,155</u>
EXPENDITURES				
Current				
Public safety	338,125,896	340,089,996	339,355,056	734,940
Principal retirement	5,768,730	5,942,520	5,942,520	-
Interest and fiscal charges	-	279,533	279,532	1
Total expenditures	<u>343,894,626</u>	<u>346,312,049</u>	<u>345,577,108</u>	<u>734,941</u>
Excess (deficiency) of revenues over (under) expenditures	<u>(315,548,580)</u>	<u>(325,810,061)</u>	<u>(325,060,965)</u>	<u>749,096</u>
OTHER FINANCING SOURCES (USES)				
Transfers in	315,458,040	319,831,355	319,831,355	-
Transfers out	-	-	(210,496)	(210,496)
Reserves	90,540	5,978,706	-	(5,978,706)
Total other financing sources (uses)	<u>315,548,580</u>	<u>325,810,061</u>	<u>319,620,859</u>	<u>(6,189,202)</u>
Net change in fund balance	-	-	(5,440,106)	(5,440,106)
Fund balance - beginning	<u>-</u>	<u>-</u>	<u>11,825,215</u>	<u>11,825,215</u>
Fund balance - ending	<u>\$ -</u>	<u>\$ -</u>	<u>\$ 6,385,109</u>	<u>\$ 6,385,109</u>

The accompanying notes are an integral part of this statement.

Pinellas County, Florida
STATEMENT OF REVENUES, EXPENDITURES AND
CHANGES IN FUND BALANCES - BUDGET AND ACTUAL
EMERGENCY MEDICAL SERVICE
For the year ended September 30, 2020

	<u>Original Budget</u>	<u>Final Budget</u>	<u>Actual</u>	<u>Variance with Final Budget</u>
REVENUES				
Taxes	\$ 70,113,150	\$ 70,113,150	\$ 71,202,989	\$ 1,089,839
Intergovernmental	984,900	2,590,660	4,783,089	2,192,429
Charges for services	55,819,600	55,819,600	54,578,735	(1,240,865)
Investment income	833,320	833,320	1,264,987	431,667
Miscellaneous	285,000	285,000	5,152,652	4,867,652
Total revenues	<u>128,035,970</u>	<u>129,641,730</u>	<u>136,982,452</u>	<u>7,340,722</u>
EXPENDITURES				
Current				
Public safety	<u>128,547,580</u>	<u>130,553,340</u>	<u>126,481,478</u>	<u>4,071,862</u>
Total expenditures	<u>128,547,580</u>	<u>130,553,340</u>	<u>126,481,478</u>	<u>4,071,862</u>
Excess (deficiency) of revenues over (under) expenditures	<u>(511,610)</u>	<u>(911,610)</u>	<u>10,500,974</u>	<u>11,412,584</u>
OTHER FINANCING SOURCES (USES)				
Transfers in	384,080	384,080	453,227	69,147
Transfers out	(2,076,420)	(2,076,420)	(2,016,216)	60,204
Reserves	<u>(36,540,530)</u>	<u>(36,540,530)</u>	<u>-</u>	<u>36,540,530</u>
Total other financing sources (uses)	<u>(38,232,870)</u>	<u>(38,232,870)</u>	<u>(1,562,989)</u>	<u>36,669,881</u>
Net change in fund balance	(38,744,480)	(39,144,480)	8,937,985	48,082,465
Fund balance - beginning	<u>38,744,480</u>	<u>39,144,480</u>	<u>42,489,343</u>	<u>3,344,863</u>
Fund balance - ending	<u>\$ -</u>	<u>\$ -</u>	<u>\$ 51,427,328</u>	<u>\$ 51,427,328</u>

The accompanying notes are an integral part of this statement.

Pinellas County, Florida
STATEMENT OF FUND NET POSITION
PROPRIETARY FUNDS
September 30, 2020

	<u>Water System</u>	<u>Sewer System</u>
ASSETS		
Current assets		
Cash	\$ 11,989,188	\$ 9,076,922
Cash with fiscal agent	-	3,931,119
Investments	93,058,810	53,604,124
Accounts and notes receivable, net	13,237,174	9,103,833
Assessments receivable	-	660
Accrued interest receivable	369,933	214,789
Due from other funds	-	-
Interfund advances	-	-
Due from other governments	7,086,300	3,756,409
Inventory	1,359,598	474,063
Prepaid items	43,704	97,432
Total current assets	<u>127,144,707</u>	<u>80,259,351</u>
Noncurrent assets		
Restricted Assets		
Investments	<u>-</u>	<u>-</u>
Total restricted assets	<u>-</u>	<u>-</u>
Capital assets		
Land	44,358,047	5,143,919
Buildings	30,843,573	20,125,303
Improvements other than buildings	482,697,916	940,903,173
Equipment	16,732,457	17,578,420
Intangible assets	4,749,965	3,857,451
Accumulated depreciation	(242,665,164)	(381,372,109)
Construction in progress	19,138,487	38,745,670
Total capital assets, net	<u>355,855,281</u>	<u>644,981,827</u>
Other assets		
Noncurrent notes receivable	<u>25,307,512</u>	<u>-</u>
Total noncurrent assets	<u>381,162,793</u>	<u>644,981,827</u>
Total assets	<u>508,307,500</u>	<u>725,241,178</u>
DEFERRED OUTFLOWS OF RESOURCES		
Losses on debt refunding	-	2,726,785
Pension-related deferred outflows	3,614,487	4,019,313
OPEB-related deferred outflows	769,890	864,424
Total assets and deferred outflows of resources	<u>512,691,877</u>	<u>732,851,700</u>

The accompanying notes are an integral part of this statement.

<u>Business-type Activities - Enterprise Funds</u>			Governmental Activities - Internal Service Funds
<u>Solid Waste System</u>	<u>Nonmajor Enterprise Fund</u>	<u>Total Enterprise Funds</u>	
\$ 50,341,914	\$ 3,389,449	\$ 74,797,473	\$ 52,315,503
-	-	3,931,119	-
201,224,835	29,007,215	376,894,984	142,999,300
7,463,967	1,718,282	31,523,256	736,299
-	-	660	-
805,552	153,478	1,543,752	544,098
-	-	-	4,928,179
-	-	-	22,209,818
1,597,691	3,920,652	16,361,052	30,844
2,381	-	1,836,042	244,774
34,302	30,406	205,844	8,131,137
<u>261,470,642</u>	<u>38,219,482</u>	<u>507,094,182</u>	<u>232,139,952</u>
-	9,600,189	9,600,189	-
-	9,600,189	9,600,189	-
8,493,767	11,738,379	69,734,112	-
38,800,945	90,293,922	180,063,743	740,518
537,159,056	126,088,808	2,086,848,953	2,170,348
5,667,082	4,505,007	44,482,966	57,968,897
318,234	153,442	9,079,092	41,123,187
(318,367,136)	(101,408,450)	(1,043,812,859)	(53,841,099)
150,552,784	17,602,944	226,039,885	280,293
<u>422,624,732</u>	<u>148,974,052</u>	<u>1,572,435,892</u>	<u>48,442,144</u>
-	-	25,307,512	-
<u>422,624,732</u>	<u>158,574,241</u>	<u>1,607,343,593</u>	<u>48,442,144</u>
<u>684,095,374</u>	<u>196,793,723</u>	<u>2,114,437,775</u>	<u>280,582,096</u>
-	-	2,726,785	-
1,405,360	1,696,508	10,735,668	5,494,834
310,597	245,332	2,190,243	866,274
<u>685,811,331</u>	<u>198,735,563</u>	<u>2,130,090,471</u>	<u>286,943,204</u>

CONTINUED

Pinellas County, Florida
STATEMENT OF FUND NET POSITION
PROPRIETARY FUNDS
September 30, 2020

	<u>Water System</u>	<u>Sewer System</u>
LIABILITIES		
Current liabilities		
Vouchers payable	\$ 2,552,270	\$ 9,948,473
Contracts payable	312,971	1,173,287
Due to other funds	-	-
Interfund advances	-	-
Due to other governments	1,322,139	164,223
Accrued liabilities	825,557	901,474
Claims payable	-	-
Compensated absences	1,290,277	1,416,124
Matured bonds payable	-	2,850,000
Matured interest payable	-	1,081,119
Unearned revenue	-	-
Deposits and other current liabilities	6,929,885	-
Total current liabilities	<u>13,233,099</u>	<u>17,534,700</u>
Noncurrent liabilities		
Revenue bonds payable, net of unamortized premiums	-	113,420,653
Long-term compensated absences	368,177	404,087
Long-term claims payable	-	-
Landfill closure liability	-	-
Other post employment benefit liability	18,732,173	21,032,256
Net pension liability	<u>12,843,680</u>	<u>14,282,184</u>
Total noncurrent liabilities	<u>31,944,030</u>	<u>149,139,180</u>
Total liabilities	<u>45,177,129</u>	<u>166,673,880</u>
DEFERRED INFLOWS OF RESOURCES		
Pension-related deferred inflows	587,797	653,631
OPEB-related deferred inflows	<u>4,952,336</u>	<u>5,544,555</u>
Total liabilities and deferred inflows of resources	<u>50,717,262</u>	<u>172,872,066</u>
NET POSITION		
Net investment in capital assets	354,306,314	523,241,598
Restricted for renewal and replacement	-	-
Unrestricted	<u>107,668,301</u>	<u>36,738,036</u>
Total net position	<u>\$ 461,974,615</u>	<u>\$ 559,979,634</u>
Adjustment to reflect consolidation of internal service fund activities related to enterprise funds		
Net position of business-type activities		

The accompanying notes are an integral part of this statement.

<u>Business-type Activities - Enterprise Funds</u>			Governmental Activities - Internal Service Funds
<u>Solid Waste System</u>	<u>Nonmajor Enterprise Fund</u>	<u>Total Enterprise Funds</u>	
\$ 15,466,163	\$ 4,852,139	\$ 32,819,045	\$ 6,292,368
2,462,910	1,398,648	5,347,816	-
869	-	869	1,942
-	-	-	22,209,818
686,403	175,009	2,347,774	29,885
339,703	270,658	2,337,392	1,402,894
-	-	-	13,943,140
520,357	523,951	3,750,709	2,436,236
-	-	2,850,000	-
-	-	1,081,119	-
25,461	191,903	217,364	12,470
386,808	50,000	7,366,693	-
<u>19,888,674</u>	<u>7,462,308</u>	<u>58,118,781</u>	<u>46,328,753</u>
-	-	113,420,653	-
148,482	149,508	1,070,254	695,173
-	-	-	23,807,570
39,793,461	-	39,793,461	-
7,557,124	5,969,166	53,290,719	21,077,277
<u>4,993,793</u>	<u>6,028,352</u>	<u>38,148,009</u>	<u>19,525,287</u>
<u>52,492,860</u>	<u>12,147,026</u>	<u>245,723,096</u>	<u>65,105,307</u>
<u>72,381,534</u>	<u>19,609,334</u>	<u>303,841,877</u>	<u>111,434,060</u>
228,543	275,890	1,745,861	893,584
<u>1,988,427</u>	<u>1,601,460</u>	<u>14,086,778</u>	<u>5,454,927</u>
<u>74,598,504</u>	<u>21,486,684</u>	<u>319,674,516</u>	<u>117,782,571</u>
420,026,363	143,873,717	1,441,447,992	47,478,386
-	9,600,189	9,600,189	-
<u>191,186,464</u>	<u>23,774,973</u>	<u>359,367,774</u>	<u>121,682,247</u>
<u>\$ 611,212,827</u>	<u>\$ 177,248,879</u>	1,810,415,955	<u>\$ 169,160,633</u>
		<u>(7,332,870)</u>	
		<u>\$ 1,803,083,085</u>	

Pinellas County, Florida
STATEMENT OF REVENUES, EXPENSES
AND CHANGES IN FUND NET POSITION
PROPRIETARY FUNDS
For the year ended September 30, 2020

	<u>Water System</u>	<u>Sewer System</u>
Operating revenues		
Charges for services	\$ 90,130,389	\$ 86,017,044
Operating expenses		
Personal services	15,614,924	18,447,189
Contractual services	2,943,898	7,633,678
Utility services	46,468,181	3,898,142
Supplies	2,561,800	6,454,447
Other operating expenses	9,856,408	10,750,043
Depreciation expense	10,985,887	21,226,868
Total operating expenses	<u>88,431,098</u>	<u>68,410,367</u>
Operating income (loss)	<u>1,699,291</u>	<u>17,606,677</u>
Nonoperating revenues (expenses)		
Investment income	3,659,704	1,453,206
Miscellaneous revenues	1,706,897	1,711,999
Interest expense	-	(5,100,831)
Miscellaneous expense	-	-
Total nonoperating revenues (expenses)	<u>5,366,601</u>	<u>(1,935,626)</u>
Income (loss) before capital contributions and transfers	7,065,892	15,671,051
Capital contributions	982,309	1,392,219
Transfers in	-	-
Transfers out	-	-
Change in net position	<u>8,048,201</u>	<u>17,063,270</u>
Net position - beginning	<u>453,926,414</u>	<u>542,916,364</u>
Net position - ending	<u>\$ 461,974,615</u>	<u>\$ 559,979,634</u>
Adjustment to reflect consolidation of internal service fund activities related to enterprise funds		
Change in net position of business-type activities		

The accompanying notes are an integral part of this statement.

<u>Business-type Activities - Enterprise Funds</u>			Governmental Activities - Internal Service Funds
<u>Solid Waste System</u>	<u>Nonmajor Enterprise Fund</u>	<u>Total Enterprise Funds</u>	
\$ 111,682,971	\$ 14,924,263	\$ 302,754,667	\$ 187,443,895
6,678,314	5,614,079	46,354,506	75,683,981
50,471,905	2,690,822	63,740,303	49,867,927
4,155,313	811,921	55,333,557	-
546,486	505,284	10,068,017	6,393,506
6,249,813	2,885,173	29,741,437	30,023,224
16,008,324	8,807,795	57,028,874	6,908,354
<u>84,110,155</u>	<u>21,315,074</u>	<u>262,266,694</u>	<u>168,876,992</u>
<u>27,572,816</u>	<u>(6,390,811)</u>	<u>40,487,973</u>	<u>18,566,903</u>
4,880,646	899,422	10,892,978	4,128,441
393,939	2,815,692	6,628,527	1,628,544
-	-	(5,100,831)	-
<u>(499,979)</u>	<u>(69,561)</u>	<u>(569,540)</u>	<u>-</u>
<u>4,774,606</u>	<u>3,645,553</u>	<u>11,851,134</u>	<u>5,756,985</u>
32,347,422	(2,745,258)	52,339,107	24,323,888
-	17,157,998	19,532,526	-
-	-	-	3,013,273
<u>-</u>	<u>-</u>	<u>-</u>	<u>(1,013,273)</u>
32,347,422	14,412,740	71,871,633	26,323,888
<u>578,865,405</u>	<u>162,836,139</u>		<u>142,836,745</u>
<u>\$ 611,212,827</u>	<u>\$ 177,248,879</u>		<u>\$ 169,160,633</u>
		<u>1,509,589</u>	
		<u>\$ 73,381,222</u>	

Pinellas County, Florida
STATEMENT OF CASH FLOWS
PROPRIETARY FUNDS
For the year ended September 30, 2020

	<u>Water System</u>	<u>Sewer System</u>
CASH FLOWS FROM OPERATING ACTIVITIES:		
Receipts from customers	\$ 91,458,348	\$ 87,381,621
Payments to suppliers	(59,412,377)	(29,384,990)
Payments to employees	(14,853,445)	(17,503,505)
Cash received from (paid to) other sources	<u>1,672,057</u>	<u>1,824,410</u>
Net cash provided (used) by operating activities	<u>18,864,583</u>	<u>42,317,536</u>
CASH FLOWS FROM NON-CAPITAL FINANCING ACTIVITIES:		
Transfers in	-	-
Transfers out	<u>-</u>	<u>-</u>
Net cash provided (used) by noncapital financing activities	<u>-</u>	<u>-</u>
CASH FLOWS FROM CAPITAL AND RELATED FINANCING ACTIVITIES:		
Acquisition and construction of capital assets	(13,766,204)	(31,297,069)
Principal paid on capital debt	-	(9,444,000)
Interest paid on capital debt	-	(5,142,242)
Proceeds from sale of capital assets	61,150	169,945
Capital contributions	713,634	896,612
Passenger facility charges	<u>-</u>	<u>-</u>
Net cash provided (used) by capital and related financing activities	<u>(12,991,420)</u>	<u>(44,816,754)</u>
CASH FLOWS FROM INVESTING ACTIVITIES:		
Withdrawals from investment pool	27,138,019	23,365,386
Deposits to investment pool	(37,615,675)	(21,681,427)
Interest received on investments	2,118,526	1,499,959
Sale of investments	-	-
Purchase of investments	<u>-</u>	<u>-</u>
Net cash provided (used) by investing activities	<u>(8,359,130)</u>	<u>3,183,918</u>
Net change in cash and cash equivalents	(2,485,967)	684,700
Cash and cash equivalents at beginning of year	<u>14,475,155</u>	<u>12,323,341</u>
Cash and cash equivalents at end of year	<u><u>\$ 11,989,188</u></u>	<u><u>\$ 13,008,041</u></u>

The accompanying notes are an integral part of this statement.

Business-type Activities - Enterprise Funds				
Solid Waste System	Nonmajor Enterprise Fund	Total Enterprise Funds	Governmental Activities - Internal Service Funds	
\$ 113,242,799	\$ 19,026,800	\$ 311,109,568	\$ 183,002,511	
(55,045,934)	(10,622,131)	(154,465,432)	(87,893,880)	
(6,304,285)	(5,588,395)	(44,249,630)	(71,085,190)	
(105,661)	2,727,768	6,118,574	1,528,314	
51,786,919	5,544,042	118,513,080	25,551,755	
-	-	-	3,013,273	
-	-	-	(1,013,273)	
-	-	-	2,000,000	
(16,871,631)	(18,514,256)	(80,449,160)	(5,899,156)	
-	-	(9,444,000)	-	
-	-	(5,142,242)	-	
-	16,994	248,089	344,380	
-	12,277,212	13,887,458	-	
-	3,266,439	3,266,439	-	
(16,871,631)	(2,953,611)	(77,633,416)	(5,554,776)	
61,981,343	10,065,646	122,550,394	46,809,751	
(81,483,999)	(15,597,865)	(156,378,966)	(55,054,620)	
4,914,240	900,173	9,432,898	4,099,061	
-	-	-	4,740,392	
-	-	-	(4,740,392)	
(14,588,416)	(4,632,046)	(24,395,674)	(4,145,808)	
20,326,872	(2,041,615)	16,483,990	17,851,171	
30,015,042	5,431,064	62,244,602	34,464,332	
\$ 50,341,914	\$ 3,389,449	\$ 78,728,592	\$ 52,315,503	

CONTINUED

Pinellas County, Florida
STATEMENT OF CASH FLOWS
PROPRIETARY FUNDS
For the year ended September 30, 2020

	<u>Water System</u>	<u>Sewer System</u>
Reconciliation of operating income (loss) to net cash provided (used) by operating activities:		
Operating income (loss)	\$ 1,699,291	\$ 17,606,677
Adjustments to reconcile operating income (loss) to net cash provided (used) by operating activities:		
Depreciation expense	10,985,887	21,226,868
Provision for bad debts	191,089	151,444
Miscellaneous nonoperating revenue	1,672,063	1,824,408
Credits toward water purchase	4,378,396	-
Changes in assets and liabilities:		
Accounts receivable	(402,151)	(891,099)
Inventory	(255,674)	4,714
Due from other funds	-	-
Due from other governments	2,035,224	1,859,331
Prepaid expenses and other assets	315,409	305,073
Pension-related deferred outflows	(398,843)	(382,986)
Vouchers payable	(1,133,310)	(712,129)
Due to other funds	-	-
Due to other governments	(576,955)	(1,435)
Accrued and other liabilities	(135,051)	659,290
OPEB liability	(3,952,384)	(4,066,020)
Net pension liability	2,147,115	2,186,253
Pension related deferred inflows	(740,813)	(848,793)
OPEB related deferred outflows	(34,757)	(51,071)
OPEB related deferred inflows	3,070,047	3,447,011
Total adjustments	17,165,292	24,710,859
Net cash provided (used) by operating activities:	\$ 18,864,583	\$ 42,317,536
Non-cash investing, capital and financial activities:		
Change in fair value of investments	\$ 600,406	\$ 359,738
Purchase of capital assets on account	1,548,967	8,196,363

The accompanying notes are an integral part of this statement.

Business-type Activities - Enterprise Funds			Governmental Activities - Internal Service Funds
Solid Waste System	Nonmajor Enterprise Fund	Total Enterprise Funds	
\$ 27,572,816	\$ (6,390,811)	\$ 40,487,973	\$ 18,566,903
16,008,324	8,807,795	57,028,874	6,908,354
-	(833)	341,700	-
(105,657)	2,727,766	6,118,580	1,528,315
-	-	4,378,396	-
612,610	3,428,625	2,747,985	(229,094)
2,642	-	(248,318)	187,845
-	-	-	(17,162)
938,435	791,836	5,624,826	(4,177,868)
11,553	31,367	663,402	(766,031)
(128,917)	(128,874)	(1,039,620)	(816,164)
3,568,728	(3,931,612)	(2,208,323)	677,966
(451)	-	(451)	1,014,321
115,845	171,314	(291,231)	(944,910)
2,990,812	110,488	3,625,539	(548,381)
(1,469,256)	(1,489,642)	(10,977,302)	(2,093,938)
747,812	813,752	5,894,932	3,962,087
(298,846)	(371,810)	(2,260,262)	(1,039,506)
(18,081)	(3,616)	(107,525)	(115,371)
1,238,550	978,297	8,733,905	3,454,389
24,214,103	11,934,853	78,025,107	6,984,852
\$ 51,786,919	\$ 5,544,042	\$ 118,513,080	\$ 25,551,755
\$ 1,444,384	\$ 241,303	\$ 2,645,831	\$ 998,514
2,598,369	5,100,335	17,444,034	963,758

CONCLUDED

Pinellas County, Florida
STATEMENT OF FIDUCIARY NET POSITION
September 30, 2020

	<u>Agency Funds</u>
ASSETS	
Cash	\$ 60,594,996
Investments	4,652,536
Accounts receivable	3,332,005
Accrued interest receivable	18,458
Due from other governments	<u>40,623</u>
Total assets	<u><u>\$ 68,638,618</u></u>
LIABILITIES	
Vouchers payable	\$ 300,316
Due to other governments	36,064,217
Accrued liabilities	1,503,284
Deposits and other current liabilities	<u>30,770,801</u>
Total liabilities	<u><u>\$ 68,638,618</u></u>

The accompanying notes are an integral part of this statement.

Pinellas County, Florida
STATEMENT OF NET POSITION
COMPONENT UNITS
September 30, 2020

	Planning Council	Housing Finance Authority	Health Facilities Authority	Construction Licensing Board	Total
ASSETS					
Cash and cash equivalents	\$ 623,627	\$ 12,019,124	\$ 11,790	\$ -	\$ 12,654,541
Investments	105,157	2,064,941	-	-	2,170,098
Receivables (net of allowance for uncollectibles)	626,597	87,852,538	-	-	88,479,135
Prepaid items	3,142	5,610	-	-	8,752
Capital assets (net of accumulated depreciation):					
Land	-	10,358,256	-	-	10,358,256
Buildings	-	3,885,040	-	-	3,885,040
Equipment	4,855	2,801	-	-	7,656
Total assets	<u>1,363,378</u>	<u>116,188,310</u>	<u>11,790</u>	<u>-</u>	<u>117,563,478</u>
DEFERRED OUTFLOWS OF RESOURCES					
Pension-related deferred outflows	797,370	234,215	-	-	1,031,585
OPEB-related deferred outflows	59,715	-	-	-	59,715
Total deferred outflows of resources	<u>857,085</u>	<u>234,215</u>	<u>-</u>	<u>-</u>	<u>1,091,300</u>
Total assets and deferred outflows of resources	<u>2,220,463</u>	<u>116,422,525</u>	<u>11,790</u>	<u>-</u>	<u>118,654,778</u>
LIABILITIES					
Accounts payable and other current liabilities	77,376	6,266,695	-	-	6,344,071
Accrued interest payable	-	158,185	-	-	158,185
Long-term liabilities:					
Due within one year	154,462	787,080	-	-	941,542
Due in more than one year	3,994,084	65,033,489	-	-	69,027,573
Total liabilities	<u>4,225,922</u>	<u>72,245,449</u>	<u>-</u>	<u>-</u>	<u>76,471,371</u>
DEFERRED INFLOWS OF RESOURCES					
Pension-related deferred inflows	191,678	9,272	-	-	200,950
OPEB-related deferred inflows	788,429	-	-	-	788,429
Total deferred inflows of resources	<u>980,107</u>	<u>9,272</u>	<u>-</u>	<u>-</u>	<u>989,379</u>
Total liabilities and deferred inflows of resources	<u>5,206,029</u>	<u>72,254,721</u>	<u>-</u>	<u>-</u>	<u>77,460,750</u>
NET POSITION					
Net investment in capital assets	4,855	14,244,017	-	-	14,248,872
Restricted for:					
Debt service	-	14,959,217	-	-	14,959,217
Unrestricted	(2,990,421)	14,964,570	11,790	-	11,985,939
Net position	<u>\$ (2,985,566)</u>	<u>\$ 44,167,804</u>	<u>\$ 11,790</u>	<u>\$ -</u>	<u>\$ 41,194,028</u>

The accompanying notes are an integral part of this statement.

Pinellas County, Florida
STATEMENT OF ACTIVITIES
COMPONENT UNITS
For the year ended September 30, 2020

	Program Revenues			
	Expenses	Charges for Services	Operating Grants and Contributions	Capital Grants and Contributions
Component Units				
Planning Council	\$ 2,829,581	\$ 1,256,634	\$ -	\$ -
Housing Finance Authority	4,445,321	841,823	525,190	740,525
Health Facilities Authority	175	1	-	-
Construction Licensing Board	2,538,386	1,939,418	-	-
Total component units	<u>\$ 9,813,463</u>	<u>\$ 4,037,876</u>	<u>\$ 525,190</u>	<u>\$ 740,525</u>
GENERAL REVENUES:				
Property taxes				
Unrestricted investment earnings				
Total general revenues				
Change in net position				
Net position - beginning				
Net position - ending				

The accompanying notes are an integral part of this statement.

Net (Expenses) Revenues and
Changes in Net Position

<u>Planning Council</u>	<u>Housing Finance Authority</u>	<u>Health Facilities Authority</u>	<u>Construction Licensing Board</u>	<u>Total</u>
\$ (1,572,947)	\$ -	\$ -	\$ -	\$ (1,572,947)
-	(2,337,783)	-	-	(2,337,783)
-	-	(174)	-	(174)
-	-	-	(598,968)	(598,968)
<u>(1,572,947)</u>	<u>(2,337,783)</u>	<u>(174)</u>	<u>(598,968)</u>	<u>(4,509,872)</u>
1,245,617	-	-	-	1,245,617
-	5,070,563	-	-	5,070,563
<u>1,245,617</u>	<u>5,070,563</u>	<u>-</u>	<u>-</u>	<u>6,316,180</u>
(327,330)	2,732,780	(174)	(598,968)	1,806,308
<u>(2,658,236)</u>	<u>41,435,024</u>	<u>11,964</u>	<u>598,968</u>	<u>39,387,720</u>
<u>\$ (2,985,566)</u>	<u>\$ 44,167,804</u>	<u>\$ 11,790</u>	<u>\$ -</u>	<u>\$ 41,194,028</u>

NOTES TO THE FINANCIAL STATEMENTS

Pinellas County, Florida
NOTES TO THE FINANCIAL STATEMENTS
September 30, 2020

NOTE 1 - Summary of Significant Accounting Policies

A. Summary of Significant Accounting Policies

The financial statements of Pinellas County, Florida (County) have been prepared in conformity with accounting principles generally accepted in the United States of America (GAAP) as applied to governmental units. The Governmental Accounting Standards Board (GASB) is the accepted standard setting body for establishing governmental accounting and financial reporting principles. The more significant of the County's accounting policies are described below.

B. The Reporting Entity

Pinellas County, established in 1911, is a political subdivision of the State of Florida. It is governed by Florida Statutes and the County Charter. The governing Board of County Commissioners (Board) is comprised of seven elected commissioners with one commissioner chosen as Chairman. The Board appoints an Administrator to administer all policies emanating from its statutory powers and authority. In addition to the members of the Board, there are five elected Constitutional Officers: Clerk of the Circuit Court and Comptroller, Property Appraiser, Sheriff, Supervisor of Elections and Tax Collector. The Board and the Constitutional Officers comprise the Pinellas County primary government.

The County's operations include tax assessments and collections, state/county courts, county recorder, police and fire protection, transportation, economic development, social and human services, and cultural and recreation services. In addition, the County operates four major enterprise activities: an airport, a water system, a sewer system and a solid waste resource recovery system.

As required by GAAP, the financial statements of the reporting entity include those of Pinellas County, Florida (the primary government) and its component units, entities for which the County is financially accountable. In accordance with GASB Statement Number 14, as amended by GASB Statements Number 39, 61, and 80, the financial statements of the component units described below have been included in the financial reporting entity through blended or discrete presentation.

Blended Component Units. Some component units, including the elected Constitutional Officers, despite being legally separate entities are in substance, the same as the primary government and are part of the primary government's operations. Accordingly, the financial statements of the following component units are blended with the primary government; reported in a manner similar to the balances and transactions of the primary government:

Pinellas County Emergency Medical Services Authority
Pinellas County Industrial Development Authority
Pinellas County Community Redevelopment Agency

The governing body of the Pinellas County Emergency Medical Services Authority, Pinellas County Industrial Development Authority, and Pinellas County Community Redevelopment Agency is the Board and there is a financial burden relationship between the respective entities and the primary government. In addition, the management of the primary government has operational responsibility for these entities. The financial activity of the blended component units is presented as follows: 1) Emergency Medical Services Authority - major governmental fund, 2) Industrial Development Authority - department in the General Fund, and 3) Community Redevelopment Agency - nonmajor governmental special revenue fund.

The elected Constitutional Officers are an integral part of the primary government and although they are legally separate entities, they provide almost exclusive service or benefit to the primary government. The Constitutional Officers activities are presented as special revenue funds, an internal service fund, and agency funds within the primary government.

Discretely Presented Component Units. The following component units meet the criteria for discrete presentation and are presented in the component units column in the government-wide financial statements in order to clearly distinguish their balances and transactions from the primary government:

Pinellas County, Florida
NOTES TO THE FINANCIAL STATEMENTS
September 30, 2020

Pinellas County Planning Council. The purpose of the Pinellas County Planning Council (Council) is to formulate and execute objectives and policies necessary for the orderly growth, development and environmental protection of the County as a whole. The Council serves as an advisory board and provides preliminary approval on proposed changes to the adopted County Land Use Plan. The Board can overrule the Council with a majority plus one vote, and has the right to review and increase or reduce the Council's budget.

Pinellas County Housing Finance Authority. The purpose of the Pinellas County Housing Finance Authority (HFA) is to encourage the investment of private capital and stimulate the construction of residential housing for low and moderate income families through the use of public financing. The enabling law of the HFA provides that any debt issued by the HFA for financing qualified housing development is payable solely from the revenues and receipts of those developments and shall not constitute a debt, liability, obligation or a pledge of the full faith or credit of the HFA, the County, the State of Florida or any of its political subdivisions. However, because the HFA makes contributions toward the single family bond program and receives the remaining funds after the debt is satisfied, the debt and other related assets, liabilities, net position and activities of the program are reported in the component unit financial statements herein. No such relationship exists for the multifamily program, thus those bonds are not reported as liabilities in the financial statements, but are disclosed as conduit debt. The Board appoints the members of the board of the HFA, and may, at any time, remove board members without cause, alter or change the structure, organization, programs or activities of the HFA, including terminating the HFA. The sale of all bonds and notes to be issued by the HFA shall be subject to the approval of the Board.

Pinellas County Health Facilities Authority. The purpose of the Pinellas County Health Facilities Authority (Authority) is to provide investment of private capital to fund construction of health facilities within the County. The enabling law of the Authority provides that any debt issued by the Authority for financing qualified health facilities is payable solely from the revenues and receipts of those facilities and shall not constitute a debt, liability, obligation or a pledge of the full faith or credit of the County, the State of Florida or any of its political subdivisions. The Board appoints the members of the board of the Authority and may, at its discretion, amend the powers and duties of the Authority. The sale of all bonds and notes to be issued by the Authority shall be subject to the approval of the Board.

Pinellas County Educational Facilities Authority. The purpose of the Pinellas County Educational Facilities Authority (EFA) is to assist institutions for higher education in the construction, financing and refinancing of projects within the County. The enabling law of the EFA provides that bonds issued by the EFA shall not be deemed to constitute a debt, liability or a pledge of the full faith and credit of the County, the State of Florida or any of its political subdivisions, but shall be payable solely from the funds of the EFA. The Board appoints the members of the board of the EFA, and may remove any member or may terminate the EFA if it determines that there is no longer a need for the EFA's existence. The issuance of bonds and notes of the EFA are subject to the approval of the Board. The EFA had no financial activity for the fiscal year or account balances at the end of the year.

Pinellas County Construction Licensing Board. The purpose of the Pinellas County Construction Licensing Board (CLB) is to regulate certain construction and home improvement contractors practicing in Pinellas County. In addition, the CLB amends the building codes for application and enforcement countywide to provide safe, economic, and sound buildings and structures throughout the County. The CLB was created in 1973 by the Legislature's Special Act Chapter 75-489, Law of Florida, as amended by Chapters 78-594, 81-466, -86-444, 89-504, 93-387, 2002-350, 2003-319, 2004-403, and 2018-179 Laws of Florida, to regulate the construction industry in Pinellas County. The CLB Board is a dependent agency of the Board. The Board appoints all 15 members of the CLB Board and may remove any member of the CLB Board at any time. The Board at its discretion may amend the powers and duties of the CLB Board including CLB Board finances and contributions of cost associated with the CLB which are borne by the Board.

Copies of financial statements of the discretely presented component units and the Constitutional Officers may be obtained directly from these entities or from Pinellas County Clerk of the Circuit Court and Comptroller, Finance Division, 14 South Fort Harrison Avenue, 3rd Floor, Clearwater, Florida 33756. Separate financial statements are not prepared for the Emergency Medical Services Authority, the Industrial Development Authority, the Health Facilities Authority or the Educational Facilities Authority.

Pinellas County, Florida
NOTES TO THE FINANCIAL STATEMENTS
September 30, 2020

C. Basis of Presentation, Basis of Accounting

Basis of Presentation

Government-wide Statements. The statement of net position and the statement of activities report information on the primary government and its component units, except for fiduciary activities. Eliminations have been made to reduce the effect of interfund activities. These statements distinguish between governmental activities, normally financed through taxes, intergovernmental revenues and other nonexchange activities, and business-type activities, which normally are financed by fees charged to external parties.

The statement of activities presents a comparison of direct expenses and program revenues for each business-type segment or governmental function of the County. Direct expenses are those associated with a specific function or segment. Program revenues include: (a) fees, fines, and charges for services paid by the recipients of the goods or services provided by programs, and (b) grants and contributions restricted to meeting the requirement of a particular program. General revenues include all taxes and other revenue not classified as program revenue.

Fund Financial Statements. The fund financial statements provide information about all the County's funds including fiduciary funds, which are excluded from the government-wide presentation. Separate financial statements are presented for governmental, proprietary and fiduciary fund categories. Separate columns are presented for each major governmental and enterprise fund. All remaining governmental and enterprise funds are combined and reported as nonmajor funds.

The County reports the following major governmental funds:

General Fund. The General Fund is the general operating fund of the County. It is used to account for all financial resources except those required to be accounted for in another fund.

Sheriff's Operations Fund. This special revenue fund is used to account for the general operating activity of the Sheriff, the chief law enforcement officer for the County, including law enforcement and corrections. Revenues and other sources reported in this fund include intergovernmental revenues, charges for services, investment income, miscellaneous revenues and transfers in.

Capital Projects Fund. This fund accounts for the construction of all major governmental capital projects throughout the County. Revenues and other sources for this fund include taxes, intergovernmental revenues, charges for services, impact fees, investment income, miscellaneous revenues and transfers in.

Emergency Medical Service Fund. This special revenue fund is used to account for revenues earmarked for emergency medical services. Up to 1.5 mills are levied annually on a countywide basis to finance a comprehensive countywide emergency medical service system. Revenues and other sources for this fund include taxes, intergovernmental revenues, charges for services, investment income, miscellaneous revenues and transfers in.

The County reports the following major enterprise funds:

Water System. This fund accounts for the provision of water services to users throughout the County. Wholesale water sales are made to some cities in the County. All activities necessary to provide such services are accounted for in this fund, including, but not limited to, administration, operations, maintenance, financing and related debt service, and billing and collections.

Sewer System. This fund accounts for the provision of sewer services to users throughout the County. Wholesale sewer services are provided to some cities within the County. All activities necessary to provide such services are accounted for in this fund, including, but not limited to, administration, operations, maintenance, financing and related debt service, and billing and collections.

Pinellas County, Florida
NOTES TO THE FINANCIAL STATEMENTS
September 30, 2020

Solid Waste System. This fund accounts for the provision of solid waste disposal services to users of the County disposal facility and landfills. All activities necessary to provide disposal services are accounted for in this fund, including, but not limited to, administration, operations, maintenance, financing and related debt service, and billing and collection.

The County reports the following additional fund types:

Internal Service Funds. These funds account for the financing of goods or services provided by one department to other departments of the County or to other governments, on a cost reimbursement basis. Services include information technology, fleet management, risk financing and employee health benefits.

Agency Funds. These funds account for monies held by the County in a purely custodial capacity for other parties, including governments, businesses and individuals. These funds include performance bonds on construction projects, tax deed sales, taxes and fees collected on behalf of other governments, court registry deposits, etc.

Measurement Focus, Basis of Accounting

Government-wide and Proprietary Fund Financial Statements. The government-wide and proprietary fund financial statements are reported using the economic resources measurement focus and the accrual basis of accounting. Their revenues are recognized when they are earned, and their expenses are recognized at the time liabilities are incurred, regardless of the timing of related cash flows. Nonexchange transactions include property taxes, grants, entitlements, and donations. Property taxes are recognized as revenue in the fiscal year for which taxes are levied. Grants, entitlements, and donations are recognized in the fiscal year in which all eligibility requirements are met.

Governmental Fund Financial Statements. Governmental funds are reported using the current financial resources measurement focus and the modified accrual basis of accounting. Under the modified accrual basis of accounting, revenues are recognized when measurable and available. Revenues are considered available when they are collected within the current period or within 60 days after year end. Taxes, licenses and permits, and interest are considered susceptible to accrual. Grant revenues are recognized when eligibility requirements are met and related amounts are available from the grantor. Special assessments are recorded as revenue in the year installments are due. Expenditures are recorded when the fund liability is incurred, except for principal and interest on general long-term debt, and compensated absences that are recognized when matured.

Proprietary Fund Financial Statements. Proprietary fund operating revenues result from exchange transactions in which each party receives and gives essentially equal value from its principal activities. Operating expenses result from providing services and producing and delivering goods in connection with the principal activities of the respective funds. All other revenues and expenses are considered nonoperating revenues and expenses. When both restricted and unrestricted resources are available for use, it is the County's policy to use restricted resources first, then unrestricted resources as needed.

Agency Funds. Agency funds report only assets and liabilities, have no measurement focus and use the accrual basis of accounting.

D. Cash and Cash Equivalents and Investments

The County considers all cash on hand, demand deposits, cash with fiscal agent, revolving funds and short-term investments, including restricted assets with original maturities of three months or less from acquisition date to be cash and cash equivalents. Investments and the majority of bank deposits are pooled for investment purposes. Earnings from pooled activity are allocated based on a participating fund's average daily cash and investment balance.

Investments are stated at fair value. If investments are held by a specific fund, all earnings are applied to the specific fund.

Pinellas County, Florida
NOTES TO THE FINANCIAL STATEMENTS
September 30, 2020

E. Receivables

Accounts and notes receivable for the primary government are reported net of allowance for doubtful accounts. The allowance for doubtful accounts represents those accounts which are deemed uncollectible based upon past collection history. An estimated receivable is recorded and revenue recognized for the Water System and Sewer System Enterprise Funds for estimated unbilled consumption at year end. Unbilled receivables at fiscal year end were \$11,264,721.

F. Inventory and Prepaid Items

Inventories are determined by physical count and are stated at cost using the moving average cost basis. Certain purchases of materials and supplies that are considered immaterial to the financial statements may be accounted for under the purchases method, in which these items are reported as an expenditure immediately when purchased. However, the County generally reports inventory balances using the consumption method, whereby the original purchase of materials and supplies is recorded as an asset, and an expenditure is reported when the supplies are actually used (that is, consumed). Certain payments to vendors reflect costs related to future periods and are reported as prepaid items in the government-wide and fund financial statements. The cost of prepaid items is recorded as expenditures using the interperiod allocation method.

G. Capital Assets

Capital assets include land, buildings, equipment, intangible assets and infrastructure assets (roads, bridges, curbs and gutters, streets and sidewalks, drainage systems and lighting systems) reported in the governmental and business-type activities of the government-wide financial statements. Capital assets are items with individual costs of \$1,000 or more with useful lives of more than one year. All land acquisitions are recorded as capital assets regardless of cost or acquisition value. Purchased or constructed capital assets are recorded at cost or estimated historical costs. Donated assets are recorded at acquisition value at the date of donation.

The cost of normal maintenance and repairs that do not increase the value or useful life of the asset is not capitalized. Capital assets are depreciated over their useful lives unless they are inexhaustible. The term depreciation includes amortization of intangible assets.

Depreciation is provided using the straight-line method over the following estimated useful lives:

<u>Asset Class</u>	<u>Estimated Useful Lives</u>
Buildings	35 - 50
Improvements other than buildings	10 - 65
Equipment	5 - 20
Intangible assets	5 - 20
Infrastructure	5 - 20

H. Compensated Absences

County policy allows employees to accumulate unused vacation and sick leave benefits. Employees are generally allowed to accumulate vacation up to a maximum of three years' leave. Prior to December 24, 1994, sick leave was accumulated with no maximum. Effective December 24, 1994, employees no longer accrue sick leave. All vacation leave and a portion of sick leave are paid upon termination, depending on length of service. The governmental funds record expenditures for compensated absences as they mature. Compensated absences are accrued when earned in the government-wide and proprietary fund statements.

Pinellas County, Florida
NOTES TO THE FINANCIAL STATEMENTS
September 30, 2020

I. Obligation for Landfill Closure and Post-Closure Care Costs

The County is required by federal and state laws and regulations to place a final cover on its landfill when it stops accepting waste and to perform certain maintenance and monitoring functions at the site for thirty years after closure. Although closure and post-closure costs will be paid only near or after the date that the landfill stops accepting waste, the County reports a portion of these closure and post-closure costs as operating expense in each period based on landfill capacity used at fiscal year end. The liability related to closure and post-closure care costs is reported in the Solid Waste System enterprise fund.

J. Amortization of Discount/Premium on Bonds and Debt Issuance Costs

In the government-wide and proprietary fund statements, original issue premiums and discounts are capitalized and amortized over the life of the bonds using the bonds outstanding method, which approximates the effective interest method. The amortization of premium or discount is recorded as an adjustment to interest expense. Bonds payable are reported net of applicable discounts and premiums. Bond issuance costs are expensed as incurred. For governmental funds, bond issuance costs, premiums and discounts are recognized during the current period.

K. Deferred Outflows/Inflows of Resources

In addition to assets, the Statement of Net Position includes a separate section for deferred outflows of resources that represents a consumption of net position that applies to a future period and pension contributions subsequent to the measurement date and will not be recognized as outflows of resources (expense/expenditure) until that time. The deferred outflows of resources in the Statement of Net Position represents the difference between expected and actual experience, changes in assumptions, the net difference between projected and actual earnings on pension plan investments, changes in the proportion and differences between the County's contributions and proportionate share of contributions relating to pension and other post employment benefit (OPEB) plans. The County has also reported the deferred amount on debt refunding as a deferred outflow of resources in the Statement of Net Position in the business-type activities and the proprietary funds. A deferred amount on refunding results from the difference between the reacquisition price and the net carrying amount of the old debt resulting from refunding transactions in government-wide and proprietary fund statements and is capitalized and amortized over the shorter of the life of the new debt or the remaining life of the old debt. Unamortized amounts are reported as deferred outflows of resources and amortized and reported as a component of interest expense.

In addition to liabilities, the Statement of Net Position in Governmental Activities includes a separate section for deferred inflows of resources that represents an acquisition of net position that applies to a future period and so will not be recognized as an inflow of resources (revenue) until that time. This section includes deferred inflows of resources representing the difference between expected and actual experience, changes in assumptions, the net difference between projected and actual earnings on plan investments, changes in the proportion and differences between the County's contributions and proportionate share of contributions relating to pension and OPEB plans. The section includes grant funds received in advance having grantor stipulations that funds received cannot be used until future periods. These amounts are later recognized as revenue in the period when the time requirements have been met and the related expenditure/expense has been spent. The County has also reported unavailable revenues which arise only under a modified accrual basis of accounting that qualify for reporting in this category in the governmental funds balance sheet only. The amounts are deferred and recognized as an inflow of resources in the period the amounts become available.

Pinellas County, Florida
NOTES TO THE FINANCIAL STATEMENTS
September 30, 2020

Balances at fiscal year end of deferred inflows and outflows of resources were as follows:

	Governmental Activities	Business Type Activities	Total Primary Government	Component Units	Governmental Funds
Deferred outflows:					
Pension-related	\$ 199,578,161	\$ 10,735,668	\$ 210,313,829	\$ 1,031,585	\$ -
OPEB-related	32,744,154	2,190,243	34,934,397	59,715	-
Losses on debt refunding	-	2,726,785	2,726,785	-	-
	<u>\$ 232,322,315</u>	<u>\$ 15,652,696</u>	<u>\$ 247,975,011</u>	<u>\$ 1,091,300</u>	<u>\$ -</u>
Deferred inflows:					
Pension-related	\$ 17,644,476	\$ 1,745,861	\$ 19,390,337	\$ 200,950	\$ -
OPEB-related	110,807,869	14,086,778	124,894,647	788,429	-
Unavailable revenues	-	-	-	-	53,976,990
Proceeds received in advance of time requirement	513,321	-	513,321	-	513,321
Unavailable revenue - disaster grant	-	-	-	-	507,010
	<u>\$ 128,965,666</u>	<u>\$ 15,832,639</u>	<u>\$ 144,798,305</u>	<u>\$ 989,379</u>	<u>\$ 54,997,321</u>

L. Pensions

For purposes of measuring the net pension liability, deferred outflows/inflows of resources, and pension expense, information about the fiduciary net position of the Florida Retirement System (FRS) defined benefit plan and the Health Insurance Subsidy (HIS) and additions to/deductions from FRS's and HIS's fiduciary net position have been determined on the same basis as they are reported by the FRS and HIS plans. For this purpose, plan contributions are recognized when due and payable in accordance with plan terms.

M. Fund Balances

Fund balances are reported in classifications depending on whether the amounts are spendable or nonspendable. Spendable amounts are further classified based on external and/or internal constraints. See Note 13 for further explanation of the classifications on the financial statements.

N. Reclassifications

Certain reclassifications to the separately issued Constitutional Officer and component unit financial statements have been made to conform to the presentation format in the Comprehensive Annual Financial Report.

NOTE 2 - Stewardship, Compliance and Accountability

A. Budgetary Information

Chapters 129 and 200, Florida Statutes, govern the preparation, adoption, and administration of the County's annual budget. The budget shall be balanced: that is, the total of the estimated receipts, including balances brought forward, shall equal the total of the appropriations and reserves. Budgets for the governmental funds are prepared in accordance with GAAP, using the modified accrual basis of accounting, except for the Supervisor of Elections Special Revenue Fund. Presentation of budgetary information for governmental funds also includes maintaining fund balance reserves as an other financing use. These are amounts that are needed to be retained in budgetary fund balance for contingencies, including disaster responses, and encumbered contracts. These amounts are not considered an actual disbursement of funds under GAAP, and therefore, represent a budgetary basis to GAAP basis of accounting difference. Actual amounts relating to reserves are reported as zero in the budget to actual comparison statements.

Pinellas County, Florida
NOTES TO THE FINANCIAL STATEMENTS
September 30, 2020

The annual budget, both operating and capital improvement, serves as the legal authorization for expenditures. During the fiscal year, supplemental budget appropriations were made to increase the annual budgets of several funds including the General Fund. The effect of these supplemental appropriations on the General Fund resulted in increased appropriations of \$172,507,230. This was primarily due to Federal COVID-19 CARES Act Grant. The budget of the Sheriff's Operations Fund was increased by \$8,305,589, during the fiscal year. This was primarily due to capital outlay for installment contracts in the Capital Equipment Fund for vehicles. The majority of the supplemental appropriations were the result of unanticipated funds being received, as well as additional funding related to new or renewed grant programs including funds from the Federal and Local Law Enforcement Trust. Other supplemental appropriations are not material to the financial statements.

Budgetary control is maintained at the combined major object expenditure level (i.e. total of personal services, operating expenses, capital outlay, debt service, and grants and aids) on a cost center basis. Departmental budget/actual comparison reports at the object and subobject expenditure level of control are available for public inspection in the Finance Division. As permitted by Section 2400.112, Codification of Governmental Accounting and Financial Reporting Standards, individual fund budget/actual comparisons at the department level are not presented. The voluminous detail would needlessly expand the financial statements. A separate report demonstrating compliance with the budget is available and may be obtained from Pinellas County Clerk of the Circuit Court and Comptroller, Finance Division, 14 South Fort Harrison Avenue, 3rd Floor, Clearwater, Florida 33756.

The adopted budget cannot be changed except by an amendment or a budget supplement. The budgetary data presented is as amended by the Board for the fiscal year. State statutes provide that the Board may amend the adopted budget when:

1. Appropriations for a fund are increased and decreased by the same amount so that total appropriations do not change;
2. Reserves for future construction and improvements are appropriated by a resolution;
3. A receipt from a source not anticipated in the budget and received for a particular purpose may be appropriated by a resolution; and
4. A receipt from a source not anticipated in the budget and not designated for a particular purpose is presented by budget supplement to the Board.

This requires proper public notice to allow public comments before adoption. All governmental and proprietary funds of the primary government legally adopted budgets.

NOTE 3 - Property Taxes

Current Taxes. All property taxes that are levied on October 1 (based on assessed values on January 1, which is also the tax lien date), become due and payable on November 1, and are delinquent on April 1 of the following year. Discounts are allowed for early payment of 4, 3, 2 and 1% in November through February, respectively. Property taxes receivable are not included in the financial statements as delinquent taxes as of year-end, since the amount is immaterial. The maximum ad valorem tax millage rate is limited to 10 mills by Section 200.071, Florida Statutes.

Unpaid Taxes - Sale of Certificates. The Tax Collector advertises as required by statute and, at public auction, sells tax certificates for unpaid taxes on all real property. Certificates not purchased are issued to the County. Any person owning real property upon which a tax certificate has been sold may redeem the real property by paying the Tax Collector the face amount of the tax certificate plus interest and other costs.

Tax Deeds. The owner of a tax certificate may at any time after taxes have been delinquent (April 1), for two years, file an application for tax deed sale. The County, as a certificate owner, may exercise similar procedures. Tax deeds are issued to the highest bidder for the property which is sold at public auction.

Pinellas County, Florida
NOTES TO THE FINANCIAL STATEMENTS
September 30, 2020

NOTE 4 - Deposits

A. Primary Government

Deposits: The County maintains a cash pool for the deposits of all governmental, internal service and agency funds. Each enterprise fund maintains its own cash accounts. Each fund type's portion of these balances is shown on the respective balance sheet and statement of net position as cash or cash and cash equivalents.

Custodial Credit Risk – Deposits

According to Chapter 280, Florida Statutes, County monies must be deposited with financial institutions designated as qualified public depositories by the Chief Financial Officer of the State of Florida. In accordance with this statute, qualified public depositories are required to pledge eligible collateral in varying percentages. Any losses to public depositors are covered by applicable deposit insurance, by the sale of pledged securities and, if necessary, by assessments against other qualified public depositories. At fiscal year end, all deposits were covered by Federal depository insurance or by pledged collateral.

The following is a reconciliation of the County's cash and investment balances at fiscal year-end:

	Government-Wide Statement of Net Position			Total Reporting Entity
	Total Primary Government	Component Units	Agency Funds	
Cash and cash equivalents	\$ 382,572,755	\$ 12,654,541	\$ 60,594,996	\$ 455,822,292
Investments	948,329,915	2,170,098	4,652,536	955,152,549
	<u>\$ 1,330,902,670</u>	<u>\$ 14,824,639</u>	<u>\$ 65,247,532</u>	<u>\$ 1,410,974,841</u>

Investments: At September 30, the County's investments, along with their respective ratings were as follows:

Investment Type	Fair Value	Ratings
Certificate of Deposit	\$ 532,922	N/A
Florida Local Government Investment Trust (FLGIT) (a)	40,521,528	AAAm
Florida Cooperative Liquid Assets Securities System (FLCLASS) (b)	221,285,588	AAAm
Money Market Funds (b)	1,561,525	N/A
Direct obligations of the U.S. Treasury	229,441,787	
Federal Agencies and Instrumentalities (c)	459,639,101	AA+/Aaa
	<u>\$ 952,982,451</u>	

(a) – Fitch short-term rating.

(b) – Standard & Poor's short-term rating.

(c) – Standard & Poor's / Moody's long-term rating.

Investment Policy

The investment program of the County is established in accordance with the County's investment policy, pertinent bond resolutions, Sections 125 and 218.415, Florida Statutes, and Pinellas County Code Section 2-144 and Resolution 17-33. The County's Investment Policy is designed to ensure the prudent management of funds, and the availability of operating and capital funds when required, while earning a competitive return within the policy framework. The primary objectives, in order of priority, of investment activity shall be safety, liquidity, and yield.

Pinellas County, Florida
NOTES TO THE FINANCIAL STATEMENTS
September 30, 2020

The County's investment policy, excluding the other Constitutional Officers, authorizes the following investments:

- Florida Local Government Surplus Funds Trust Fund or any intergovernmental investment pool authorized pursuant to the Florida Interlocal Cooperation Act of 1969, as provided in Section 163.01, Florida Statutes
- Securities and Exchange Commission registered money market funds
- Savings accounts and certificates of deposit in state-certified qualified public depositories, as defined in Section 280.02, Florida Statutes
- Direct obligations of the U.S. Treasury
- Obligations of Federal agencies and instrumentalities
- Commercial paper
- Repurchase Agreements
- Asset-Backed Corporate Notes

The Clerk of the Circuit Court and Comptroller, Property Appraiser, Supervisor of Elections, Tax Collector and Sheriff's investment policies are guided by Section 219.075, Florida Statutes - Investment of Surplus Funds by County Officers and Section 218.415, Florida Statutes - Local Government Investment Policies.

Credit Risk – Investments

The County's investment policy limits credit risk by restricting investments to the list provided above. Money market funds must maintain the highest credit quality rating from a nationally recognized statistical rating organization. Commercial paper must have a credit quality rated A1, P1 from a nationally recognized statistical rating organization.

Custodial Credit Risk – Investments

The County's investment policy requires the County to execute a third-party custodial safekeeping agreement with a commercial bank's trust department, which is separately chartered by the United States Government or the State of Florida. All securities purchased and collateral obtained by the County shall be properly designated as an asset of the County and held in safekeeping by the trust department.

Concentration of Credit Risk – Investments

The investment policy provides guidelines on maximum limits for security diversification with the option to further restrict or increase investment percentages from time to time based on market conditions, with bond covenant requirements excluded from the composition calculation. The portfolio was maintained within those guidelines.

The portion of the County's portfolio invested in Federal instrumentalities at fiscal year-end was as follows:

Issuer	Amount	Percent of Portfolio
Federal National Mortgage Association	\$ 32,547,746	3 %
Federal Farm Credit Bank	180,692,890	19 %
Federal Home Loan Bank	184,294,260	19 %
Federal Home Loan Mortgage Corporation	62,104,205	7 %
	<u>\$ 459,639,101</u>	

Pinellas County, Florida
NOTES TO THE FINANCIAL STATEMENTS
September 30, 2020

Interest Rate Risk – Investments

Section 218.415 of the Florida Statutes requires that the County's investment policy be structured to place the highest priority on the safety of principal and liquidity of funds. Investment of construction funds, bond fund reserves, and other non-operating funds shall have a term appropriate to the need of the funds, but in no event shall the maturities exceed five years. Reserve funds may be invested up to ten years if the maturity of such investments is made to coincide as nearly as practicable with the expected use of the funds. The weighted average duration of the portfolio shall not exceed three years. No surplus funds may be invested in a derivative investment, as defined in Section 218.45(5), Florida Statutes. The FLGIT and FLCLASS are external investment pools as defined in GASB 31, *Accounting and Financial Reporting for Certain Investments and for External Investment Pools*.

At September 30, the fair value of the County's portfolio categorized by maturity was as follows:

Investment Type	Fair Value	Investment Maturities in Years		
		Less than 1	1-3	More than 3
Certificate of Deposit	\$ 532,922	\$ 532,922	\$ -	\$ -
External Investment Pools	261,807,116	261,807,116	-	-
Money Market Funds	1,561,525	1,561,525	-	-
Direct obligations of the U.S. Treasury	229,441,787	81,204,261	145,108,809	3,128,717
Federal Agencies and Instrumentalities	459,639,101	239,697,108	218,628,343	1,313,650
	<u>\$ 952,982,451</u>	<u>\$ 584,802,932</u>	<u>\$ 363,737,152</u>	<u>\$ 4,442,367</u>

Fair Value Measurements

In accordance with GASB Statement 72, *Fair Value Measurement and Application*, the County categorizes its fair value measurements within the fair value hierarchy established by generally accepted accounting principles. The hierarchy is based on the valuation inputs used to measure the fair value of the asset.

- Level 1 inputs are quoted prices in active markets for identical assets;
- Level 2 inputs are significant other observable inputs;
- Level 3 inputs are significant unobservable inputs.

The County has the following recurring fair value measurements as of September 30, 2020:

Investment by fair value level	Total	Fair Value Measurements Using		
		Quoted Prices in Active Markets for Identical Assets (Level 1)	Significant Other Observable Inputs (Level 2)	Significant Unobservable Inputs (Level 3)
Certificate of Deposit	\$ 532,922	\$ 532,922	\$ -	\$ -
Money Market Funds	1,561,525	1,561,525	-	-
Direct obligations of the U.S. Treasury	229,441,787	229,441,787	-	-
Federal Agencies and Instrumentalities	459,639,101	-	459,639,101	-
Total investments by fair value level	<u>691,175,335</u>	<u>\$ 231,536,234</u>	<u>\$ 459,639,101</u>	<u>\$ -</u>

Investments measured at Net Asset Value (NAV)

FLGIT	40,521,528
FLCLASS	221,285,588
Total investments measured at fair value	<u>\$ 952,982,451</u>

Pinellas County, Florida
NOTES TO THE FINANCIAL STATEMENTS
September 30, 2020

The categorization of the investments within the hierarchy is based upon the pricing transparency of the instrument and should not be perceived as the particular investment's risk.

Certificates of deposit and money market funds are valued using the quoted market prices.

U.S. Treasury securities classified as Level 1 of the fair value hierarchy are valued using quoted prices at September 30 (or the most recent market close date if the market are closed on September 30) in active markets from the custodian bank's primary external pricing vendors.

U.S. agencies and instrumentalities classified as Level 2 are evaluated prices from the custodian bank's external pricing vendors. The pricing methodology often involves the use of evaluation models such as matrix pricing, which is based on the securities' relationship to benchmark quoted prices.

Florida Local Government Investment Trust (FLGIT) is an external local government investment pool created by interlocal agreement under Florida Statute 163.01. It was sponsored by the Florida Court Clerks and Comptrollers and the Florida Association of Counties in 1991. The pool is supervised by an appointed Board of Trustees comprised of eligible participants of the program. The Board acts as the liaison between the participants, the custodian and the investment advisor. The FLGIT Day to Day Fund is a "2a-7" like fund. The fund is an Fitch AAAM rated money market product offering a fiscally conservative diversification option for Florida local governments. The objective of the fund is to provide investors with liquidity, stable share price and as high a level of current income as is consistent with preservation of principal and liquidity. The weighted average maturity is 27.33 days as of September 30, 2020.

Florida Cooperative Liquid Assets Securities System (FLCLASS) is an external local government investment pool created by interlocal agreement under Florida Statute 163.01. The pool is supervised by an appointed Board of Trustees comprised of eligible participants of the program. The Board acts as the liaison between the participants, the custodian, and the program administrator. The fund is an S&P AAAM rated money market product offering a fiscally conservative diversification option for Florida local governments. The objective of the fund is to provide investors with liquidity, stable share price and as high a level of current income as is consistent with preservation of principal and liquidity. The weighted average maturity is 51 days as of September 30, 2020.

External investment pools used propriety information or single source pricing. This pricing include the use of benchmark yields, reported trades, broker/dealer quotes, issuer spreads, two-sided markets, benchmark securities, bids, offers, and reference data.

B. Component Units

Deposits: At September 30, the component units' deposits were covered by federal depository insurance or by collateral pledged with the State Treasurer pursuant to Chapter 280, Florida Statutes.

Investments: At September 30, investments, with their respective ratings were as follows:

Investment Type	Amortized Cost	Fair Value				Credit Rating
	Planning Council	Housing Finance Authority	Health Facilities Authorities	Construction Licensing Board	Total Component Units	
Florida PRIME	\$ 105,157	\$ -	\$ -	\$ -	\$ 105,157	AAAM
FLCLASS	-	1,033,338	-	-	1,033,338	AAAM
Florida Surplus Asset Fund Trust (FL SAFE)	-	1,031,603	-	-	1,031,603	AAAM
Total Investments	<u>\$ 105,157</u>	<u>\$ 2,064,941</u>	<u>\$ -</u>	<u>\$ -</u>	<u>\$ 2,170,098</u>	

Pinellas County, Florida
NOTES TO THE FINANCIAL STATEMENTS
September 30, 2020

Investment Policy

The Housing Finance Authority's (HFA) investment policy authorizes the following investments:

- Florida Local Government Surplus Funds Trust Fund
- Securities and Exchange Commission registered money market funds
- Interest bearing time or demand deposits with any qualified depository institution
- Direct obligations of the U.S government or agency thereof
- Obligations of Federal agencies and instrumentalities
- Contracts for the purchase and sale of government obligations as described in the Florida Housing Act

The other component units invest within the limitations of applicable Florida Statutes.

Credit Risk – Investments

Funds held under a bond resolution or other security agreement shall be invested with investment agreement providers that have a rating of at least "AAA" to "AA-" from Standard and Poor's Rating Services ("S&P"), or at least "Aaa" to "Aa3" from Moody's Investor Services Inc., and that otherwise satisfy any additional requirements imposed by the applicable bond resolution credit risk by limiting investments to securities listed by the HFA as permitted investments and by ensuring that financial institutions are considered authorized by the HFA. Authorized financial institutions are defined in the investment policy as financial institutions that have a rating of 150 or better and trustees that have a reported capital and surplus of not less than \$50,000,000 or such greater amount as may be provided in the applicable bond resolution or other security agreement.

Concentration of Credit Risk – Investments

The HFA diversifies its investment portfolio to minimize the impact of potential losses from one type of security or individual issuer. Credit quality ratings, weighted average maturities and concentration of credit risk permitted for Single Family bond program fund investments are based on policies provided in respective trust indentures, which vary among projects. Such investments are made at the direction of trustees based on the underlying trust indenture policies.

Interest Rate Risk – Investments

The HFA's investment policy to minimize interest rate risk is to structure the investment portfolio so that the securities mature to meet cash requirements for ongoing operations, thereby avoiding the need to sell securities on the open market prior to maturity.

At September 30, the fair value of the component units' investments categorized by maturity was as follows:

Investment Type	Fair Value	Investment Maturities in Years		
		Less than 1	1-3	More than 3
FLCLASS	\$ 1,033,338	\$ 1,033,338	\$ -	\$ -
FL SAFE	1,031,603	1,031,603	-	-
Total	<u>\$ 2,064,941</u>	<u>\$ 2,064,941</u>	<u>\$ -</u>	<u>\$ -</u>

The Housing Finance Authority has the following investments measured at NAV:

FLCLASS	\$ 1,033,338
FL SAFE	1,031,603
Total	<u>\$ 2,064,941</u>

Pinellas County, Florida
NOTES TO THE FINANCIAL STATEMENTS
September 30, 2020

Florida PRIME is the Local Government Surplus funds Trust Fund and meets all of the necessary criteria to elect to measure all of the investments at amortized cost. Chapter 218.409(8)(a), Florida Statutes, states that the principal balance within a LGIP trust fund is subject to withdrawal at any time. However, the Executive Director may, in good faith, on the occurrence of an event that has a material impact on liquidity or operations of the trust fund, for 48 hours limit contributions to or withdrawals from the trust fund to ensure that the Board can invest in the monies entrusted to it in exercising its fiduciary responsibility. Such action must be immediately disclosed to all participants, the Trustees, the Joint Legislative Auditing Committee, the Investment advisory Council and the Participant Local Government Advisory council. With regard to liquidity fees, Chapter 218.409(4) provides authority for an LGIP to impose penalties for early withdrawal, subject to disclosure in the enrollment materials of the amount and purpose of such fees. At present, no such disclosure has been made. At September 30, 2020, there were no redemption fees or maximum transaction amounts, or any other requirements that serve to limit a participant's daily access to 100% of their account value within Florida PRIME.

Florida Cooperative Liquid Assets Securities System (FLCLASS) is an external local government investment pool created by interlocal agreement under Florida Statute 163.01. The pool is supervised by an appointed Board of Trustees comprised of eligible participants of the program. The Board acts as the liaison between the participants, the custodian, and the program administrator. The fund is an S&P AAAM rated money market product offering a fiscally conservative diversification option for Florida local governments. The objective of the fund is to provide investors with liquidity, stable share price and as high a level of current income as is consistent with preservation of principal and liquidity. The weighted average maturity is 51 days as of September 30, 2020.

Florida Surplus Asset Fund Trust (FL SAFE) is an external local government investment pool created by interlocal agreement under Florida Statute 163.01. The pool is supervised by an appointed Board of Trustees comprised of eligible participants of the program. The Board acts as the liaison between the participants, the custodian, and the program administrator. The FL SAFE Stable NAV Fund is rated AAAM by S&P. The weighted average maturity of FL SAFE Stable NAV shall not exceed sixty days; the weighted average life shall not exceed 120 days. FL SAFE variable NAV Fund is rated AAAs/S1 by S&P. At September 30, 2020 100% of the Authority's portfolio was in the FL SAFE Stable NAV Fund.

The remainder of this page intentionally left blank.

Pinellas County, Florida
NOTES TO THE FINANCIAL STATEMENTS
September 30, 2020

NOTE 5 - Receivables and Payables

A. Receivables at year end were as follows:

	<u>Accounts</u>	<u>Notes</u>	<u>Interest</u>	<u>Special Assessments</u>	<u>Other Governments</u>	<u>Total</u>
Governmental activities:						
General	\$ 679,690	\$ -	\$ 860,626	\$ -	\$ 11,569,019	\$ 13,109,335
Sheriff's Operations	142,935	-	-	-	1,865,807	2,008,742
Capital Projects	-	-	453,346	-	42,814,695	43,268,041
Emergency Medical Service	11,424,943	-	140,409	-	-	11,565,352
Nonmajor Governmental	441,388	51,632,937	250,545	311,017	9,520,271	62,156,158
Internal Service	736,299	-	544,098	-	30,844	1,311,241
Total fund statements	<u>13,425,255</u>	<u>51,632,937</u>	<u>2,249,024</u>	<u>311,017</u>	<u>65,800,636</u>	<u>133,418,869</u>
Total governmental activities	<u>\$ 13,425,255</u>	<u>\$ 51,632,937</u>	<u>\$ 2,249,024</u>	<u>\$ 311,017</u>	<u>\$ 65,800,636</u>	<u>\$ 133,418,869</u>
Amounts not due within one year	<u>\$ -</u>	<u>\$ 51,632,937</u>	<u>\$ -</u>	<u>\$ -</u>	<u>\$ -</u>	<u>\$ 51,632,937</u>
Business-type activities:						
Water System	\$ 10,280,468	\$ 28,264,218	\$ 369,933	\$ -	\$ 7,086,300	\$ 46,000,919
Sewer System	9,103,833	-	214,789	660	3,756,409	13,075,691
Solid Waste System	7,463,967	-	805,552	-	1,597,691	9,867,210
Nonmajor Enterprise fund	1,718,282	-	153,478	-	3,920,652	5,792,412
Total business-type activities	<u>\$ 28,566,550</u>	<u>\$ 28,264,218</u>	<u>\$ 1,543,752</u>	<u>\$ 660</u>	<u>\$ 16,361,052</u>	<u>\$ 74,736,232</u>
Amounts not due in one year	<u>\$ -</u>	<u>\$ 25,307,512</u>	<u>\$ -</u>	<u>\$ -</u>	<u>\$ -</u>	<u>\$ 25,307,512</u>

B. Payables at year end were as follows:

	<u>Accounts</u>	<u>Salaries and Benefits</u>	<u>Contracts</u>	<u>Deposits and Other</u>	<u>Other Governments</u>	<u>Total</u>
Governmental activities:						
General	\$ 11,934,208	\$ 4,582,252	\$ -	\$ 5,000	\$ 3,866,083	\$ 20,387,543
Sheriff's Operations	2,834,186	11,303,531	-	54,228	291,249	14,483,194
Capital Projects	12,894,995	-	1,257,342	-	13,019,038	27,171,375
Emergency Medical Service	4,656,088	209,611	-	-	1,159,996	6,025,695
Nonmajor Governmental	10,162,008	5,361,783	-	1,370,916	7,035,234	23,929,941
Internal Service	6,292,368	1,402,894	-	-	29,885	7,725,147
Total fund statements	<u>48,773,853</u>	<u>22,860,071</u>	<u>1,257,342</u>	<u>1,430,144</u>	<u>25,401,485</u>	<u>99,722,895</u>
Pollution remediation obligation not payable from current resources	<u>-</u>	<u>-</u>	<u>-</u>	<u>419,999</u>	<u>-</u>	<u>419,999</u>
Total governmental activities	<u>\$ 48,773,853</u>	<u>\$ 22,860,071</u>	<u>\$ 1,257,342</u>	<u>\$ 1,850,143</u>	<u>\$ 25,401,485</u>	<u>\$ 100,142,894</u>
Business-type activities:						
Water System	\$ 2,552,270	\$ 825,557	\$ 312,971	\$ 6,929,885	\$ 1,322,139	\$ 11,942,822
Sewer System	9,948,473	901,474	1,173,287	-	164,223	12,187,457
Solid Waste System	15,466,163	339,703	2,462,910	386,808	686,403	19,341,987
Nonmajor Enterprise fund	4,852,139	270,658	1,398,648	50,000	175,009	6,746,454
Total business-type activities	<u>\$ 32,819,045</u>	<u>\$ 2,337,392</u>	<u>\$ 5,347,816</u>	<u>\$ 7,366,693</u>	<u>\$ 2,347,774</u>	<u>\$ 50,218,720</u>

Pinellas County, Florida
NOTES TO THE FINANCIAL STATEMENTS
September 30, 2020

C. Note Receivable Tampa Bay Water

Tampa Bay Water, a jointly governed organization consisting of members from the counties of Pinellas, Hillsborough and Pasco and the cities of St. Petersburg, Tampa and New Port Richey, is now the exclusive regional wholesale water supplier for the tri-county area. Under an interlocal agreement, member governments, with the exception of the City of Tampa, transferred ownership or rights to their water supply resources to Tampa Bay Water. The County transferred its interests for cash upon closing and the remainder is to be received as credits toward annual water purchases through October 1, 2028. The value of the credits totaling \$28,264,218 is recorded in current and long term notes receivable of \$2,956,706 and \$25,307,512 respectively.

D. Mortgage Notes Receivable – Affordable Housing Programs

Notes receivable in the nonmajor governmental funds totaling \$51,632,937 represent low interest mortgage notes to finance multi-family and single family construction and rehabilitation projects as a part of the County's affordable housing program. Affordable housing development programs provide mortgage loans for the acquisition, rehabilitation, and construction of multi-family housing development projects, along with down payment assistance loans to qualified buyers. The sources of funding for these projects are the State Housing Initiative Partnership (SHIP) program, Pinellas County Housing Trust Fund, Federal Home Investment Partnership (HOME) program, Community Development Block Grant (CDBG) program and ARRA-Neighborhood Stabilization program.

The County currently has the following programs to help provide affordable housing to County residents: (a) the owner-occupied rehabilitation loan program allows qualified residents to apply for a mortgage loan for rehabilitation purposes; and (b) new construction or rehabilitation of multi-family projects. The County previously offered The First Time Home Buyers Down Payment Assistance program, which provides qualified first-time home buyers with a mortgage loan for down payment assistance. The loan is payable upon sale of the house, but will be forgiven if the borrower remains in the house for 30 years.

Liens have been recorded in the official records for the properties acquired for each of the programs described above and, in certain cases, a third-party administrator manages loan repayments. Notes receivable, net of applicable allowance for doubtful accounts, for these programs at September 30, 2020, which are reported in "accounts and notes receivable, net", were as follows:

	Mortgage Notes Receivable, gross	Allowance for Doubtful Accounts	Mortgage Notes Receivable, net
Community Development Block Grant	\$ 40,742,263	\$ (15,255,346)	\$ 25,486,917
SHIP (State Housing Initiatives Partnership)	31,013,084	(9,226,565)	21,786,519
Community Housing Trust Fund	5,177,761	(818,260)	4,359,501
Totals	<u>\$ 76,933,108</u>	<u>\$ (25,300,171)</u>	<u>\$ 51,632,937</u>

The remainder of this page intentionally left blank.

Pinellas County, Florida
NOTES TO THE FINANCIAL STATEMENTS
September 30, 2020

NOTE 6 - Interfund Receivables, Payables and Transfers

A. Balances at fiscal year end of interfund receivables and payables were as follows:

Receivable Fund	Payable Fund	Amount
General Fund	Sheriff's Operations	\$ 2,208,979
	Nonmajor Governmental	11,451,670
Sheriff's Operations	General Fund	332,451
	Emergency Medical Service	3,610
	Capital Projects	38,027
	Nonmajor Governmental	4,400
	Solid Waste System	869
	Internal Service	1,942
Emergency Medical Service	Nonmajor Governmental	455,493
Nonmajor Governmental	General Fund	67,381
	Sheriff's Operations	35,752
	Capital Projects	212
	Emergency Medical Service	366
	Nonmajor Governmental	6,868,235
Internal Service	Sheriff's Operations	4,397,902
	Nonmajor Governmental	530,277
Total		<u>\$ 26,397,566</u>

Amounts due to or due from other funds resulted from the time between the receipt of goods and the provision of services and the related reimbursement as a part of normal business operations. All balances are expected to be repaid within one year. Interfund advances result from \$22,209,818 owed by the Employee Health Fund to the Sheriff Operations Fund and \$22,209,818 owed by the Sheriff Operations Fund to the Sheriff's Health Benefits Fund. These amounts represent obligations to fund Sheriff health-related benefits and are long-term in nature; therefore, they are reported as interfund advances in the financial statements.

B. Transfers to/from other funds for the period were as follows:

Transfers to Fund	Transfers from Fund	Amount
General Fund	Sheriff's Operations	\$ 210,496
	Nonmajor Governmental	10,569,265
Sheriff's Operations	General Fund	319,821,355
	Nonmajor Governmental	10,000
Capital Projects	General Fund	1,300,000
	Capital Projects	2,226,700
	Nonmajor Governmental	6,821,413
Emergency Medical Service	Nonmajor Governmental	453,227
Nonmajor Governmental	General Fund	62,919,694
	Emergency Medical Service	2,016,216
	Nonmajor Governmental	2,151,470
Internal Service	General Fund	2,000,000
	Internal Service	1,013,273
Total		<u>\$ 411,513,109</u>

Pinellas County, Florida
NOTES TO THE FINANCIAL STATEMENTS
September 30, 2020

Transfers are used to (1) fund operations of the Constitutional Officers as required by Florida Statutes; any excess fees of the Constitutional Officers at fiscal year end are transferred back to the respective funds proportionate to the original distribution, (2) move funds as required by statutes, ordinances, or budget, and (3) use unrestricted revenues of the general fund to finance various programs accounted for in other funds in accordance with budgetary authorizations.

The remainder of this page intentionally left blank.

Pinellas County, Florida
NOTES TO THE FINANCIAL STATEMENTS
September 30, 2020

NOTE 7 - Capital Assets

A. Capital asset activity for the fiscal year was as follows:

	Beginning Balance	Increases	Decreases	Ending Balance
Governmental activities:				
Capital assets not being depreciated:				
Land	\$ 390,571,979	\$ 362,934	\$ (9,201)	\$ 390,925,712
Construction in progress	130,908,075	103,315,391	(50,532,606)	183,690,860
Total capital assets not being depreciated	521,480,054	103,678,325	(50,541,807)	574,616,572
Capital assets being depreciated:				
Buildings	731,106,177	4,604,273	(572,943)	735,137,507
Improvements other than building	372,962,788	16,244,186	(2,491,293)	386,715,681
Equipment	270,983,305	18,799,511	(6,396,241)	283,386,575
Intangibles	58,023,886	3,862,744	(15,000)	61,871,630
Infrastructure	1,478,193,772	26,739,755	(6,102)	1,504,927,425
Total capital assets being depreciated	2,911,269,928	70,250,469	(9,481,579)	2,972,038,818
Less accumulated depreciation for:				
Buildings	(250,841,926)	(21,939,608)	445,195	(272,336,339)
Improvements other than buildings	(237,283,781)	(13,370,956)	2,496,401	(248,158,336)
Equipment	(193,600,010)	(20,696,326)	6,267,710	(208,028,626)
Intangibles	(28,708,556)	(3,219,051)	15,000	(31,912,607)
Infrastructure	(688,370,345)	(33,297,112)	-	(721,667,457)
Total accumulated depreciation	(1,398,804,618)	(92,523,053)	9,224,306	(1,482,103,365)
Total capital assets being depreciated, net	1,512,465,310	(22,272,584)	(257,273)	1,489,935,453
Governmental activities capital assets, net	<u>\$ 2,033,945,364</u>	<u>\$ 81,405,741</u>	<u>\$ (50,799,080)</u>	<u>\$ 2,064,552,025</u>
Business-type activities:				
Capital assets not being depreciated:				
Land	\$ 69,731,612	\$ 2,500	\$ -	\$ 69,734,112
Construction in progress	214,322,439	79,885,421	(68,167,975)	226,039,885
Total capital assets not being depreciated	284,054,051	79,887,921	(68,167,975)	295,773,997
Capital assets being depreciated:				
Buildings	157,037,539	23,416,464	(390,260)	180,063,743
Improvements other than buildings	2,044,546,680	42,317,447	(15,174)	2,086,848,953
Equipment	43,655,065	2,265,672	(1,437,771)	44,482,966
Intangibles	5,849,696	3,229,396	-	9,079,092
Total capital assets being depreciated	2,251,088,980	71,228,979	(1,843,205)	2,320,474,754
Less accumulated depreciation for:				
Buildings	(74,144,170)	(6,049,337)	310,110	(79,883,397)
Improvements other than buildings	(886,546,663)	(47,736,784)	5,463	(934,277,984)
Equipment	(24,350,177)	(2,919,179)	1,188,044	(26,081,312)
Intangibles	(3,246,592)	(323,574)	-	(3,570,166)
Total accumulated depreciation	(988,287,602)	(57,028,874)	1,503,617	(1,043,812,859)
Total capital assets being depreciated, net	1,262,801,378	14,200,105	(339,588)	1,276,661,895
Business-type activities capital assets, net	<u>\$ 1,546,855,429</u>	<u>\$ 94,088,026</u>	<u>\$ (68,507,563)</u>	<u>\$ 1,572,435,892</u>

Pinellas County, Florida
NOTES TO THE FINANCIAL STATEMENTS
September 30, 2020

B. Depreciation expense was charged to functions as follows:

Governmental activities:

General government	\$ 12,302,539
Public safety	25,822,084
Physical environment	10,694,540
Transportation	29,200,742
Economic environment	1,126,447
Human services	957,937
Culture and recreation	5,505,510
Subtotal	<u>85,609,799</u>
Internal service funds	<u>6,908,354</u>
Total governmental activities	<u><u>92,518,153</u></u>

Business-type activities:

Water System	10,985,887
Sewer System	21,226,868
Solid Waste System	16,008,324
Nonmajor enterprise fund	8,807,795
Total business-type activities	<u><u>\$ 57,028,874</u></u>

NOTE 8 - Leases

A. Rental Income Under Operating Leases

The County leases various real estate to others under operating leases, expiring over various periods from 1 to 70 years including renewal options. The cost and accumulated amortization of leased assets is \$40,235,661 and \$16,138,868 respectively, for a carrying value of \$24,096,793.

The following is a schedule of minimum future rental income for the next five years and thereafter on non-cancelable operating leases, including option renewals of \$62,997,967 through the year 2070:

<u>Fiscal year ending</u>	<u>Governmental Activities</u>	<u>Business-type Activities Nonmajor Enterprise Fund</u>
2021	\$ 4,761,272	\$ 5,467,409
2022	4,573,347	4,650,620
2023	4,608,521	4,600,126
2024	4,485,190	4,390,702
2025	4,530,154	2,723,929
2026-2030	23,024,974	13,698,760
2031-2035	14,951,543	13,117,233
2036-2040	2,506,111	6,882,182
2041-2045	2,314,342	5,058,552
2046-2050	2,369,654	2,222,335
Thereafter	8,267,101	-
Total future minimum lease income	<u><u>\$ 76,392,209</u></u>	<u><u>\$ 62,811,848</u></u>

Pinellas County, Florida
NOTES TO THE FINANCIAL STATEMENTS
September 30, 2020

B. Rental Expenditures Under Operating Leases

The County is committed under various leases for equipment, building and office space. These leases are considered for accounting purposes to be operating leases. Lease expenditures for the fiscal year totaled \$7,712,500. Future minimum lease payments for these leases were as follows:

<u>Fiscal year ending</u>	<u>Amount</u>
2021	\$ 4,378,906
2022	4,027,671
2023	3,833,545
2024	3,820,676
2025	3,494,668
2026-2030	13,534,424
2031-2035	1,824,150
2036-2040	4,500
2041-2045	4,200
2046-2050	1,800
Total future minimum lease payments	<u><u>\$ 34,924,540</u></u>

C. Capital Leases

The County leases certain equipment under capital lease arrangements related to governmental activities. The gross amount of assets acquired under capital leases is \$735,404. The future minimum lease payments at fiscal year end were as follows:

<u>Fiscal year ending</u>	<u>Amount</u>
2021	\$ 207,904
2022	202,460
2023	142,580
2024	130,700
Total future minimum lease payments	683,644
Less amount representing interest	(68,147)
Total capital leases	<u><u>\$ 615,497</u></u>

NOTE 9 - Closure and Post Closure Care Costs

A. Closure and Post Closure Care Costs

The County operates a Class I landfill, which is comprised of the South and West landfill in Bridgeway Acres and the Sod Farm, for waste disposal. On an annual basis, the sites are subject to an Aerial Topographic Survey showing the change in each site's waste profile to determine a reasonable estimate of the remaining disposal capacity and site life.

The County has reported \$39,793,461 as landfill closure and post closure care liability at year end in the Solid Waste System Enterprise Fund. This represents the cumulative amount reported to date based on the use of 16 percent of the estimated capacity of the South and West landfill in Bridgeway Acres and The Sod Farm. The County will recognize the remaining estimated cost of closure and post closure care of \$198,106,110 as the remaining capacity is filled for Bridgeway Acres and the Sod Farm. These amounts are based on the total estimated costs to perform all closure and post closure care at fiscal year end. The County expects to run out of capacity at the South landfill in the year 2049, at the West landfill in the year 2082 and the Sod Farm in the year 2102. Actual costs may be higher due to inflation, changes in technology, or changes in regulations. The County expects that future inflation costs will be paid from interest earnings or from charges to future landfill users.

The County is required by state and federal laws and regulations to provide financial assurance for closure and post closure care costs. The County has chosen to meet the financial test as defined in 40 CFR, Chapter 1, Subpart H, Section 264.

Pinellas County, Florida
NOTES TO THE FINANCIAL STATEMENTS
September 30, 2020

NOTE 10 - Long-term Debt

PRIMARY GOVERNMENT

A. Revenue bonds/notes outstanding related to business-type activities at fiscal year end were as follows:

	<u>Issued</u>	<u>Balance Outstanding</u>		
		<u>Current</u>	<u>Noncurrent</u>	<u>Total</u>
Sewer Revenue Bonds, Series 2003, dated 01/01/03, due October 2032, 5.0%	\$ 86,580,000	\$ -	\$ 5,215,000	\$ 5,215,000
 Sewer Revenue Notes, Series 2008 A, dated 7/09/08, due in annual installments through 2028, 4.41%	 42,005,000	 -	 37,185,000	 37,185,000
 Sewer Revenue Refunding Notes, Series 2008 B-1, dated 7/09/08, due in annual installments through 2024, 4.24%	 32,700,000	 -	 19,430,000	 19,430,000
 Sewer Revenue Refunding Bonds, Series 2012, dated 7/17/12, due in annual installments through 2031, 3.25 - 5.0%	 59,510,000	 2,850,000	 41,550,000	 44,400,000
 Sewer Revenue Refunding Note, Series 2016, dated 7/05/16, due in annual installments through 2024, 2.2%	 14,733,000	 -	 7,686,000	 7,686,000
	<u><u>\$ 235,528,000</u></u>	<u><u>\$ 2,850,000</u></u>	<u><u>\$ 111,066,000</u></u>	<u><u>\$ 113,916,000</u></u>

The remainder of this page intentionally left blank.

Pinellas County, Florida
NOTES TO THE FINANCIAL STATEMENTS
September 30, 2020

B. Changes in long-term obligations for the fiscal year were as follows:

	<u>Beginning Balance</u>	<u>Additions</u>	<u>Reductions</u>	<u>Ending Balance</u>	<u>Due Within One Year</u>
Governmental activities:					
Notes from direct borrowings	\$ 18,634,328	\$ -	\$ (5,942,520)	\$ 12,691,808	\$ 5,702,784
Claims and judgments	39,529,124	103,970,157	(105,748,571)	37,750,710	13,943,140
Compensated absences	54,593,117	52,404,339	(40,848,972)	66,148,484	40,645,430
Capital leases	298,262	508,078	(190,843)	615,497	175,802
Total governmental activities					
long-term obligations	<u>\$ 113,054,831</u>	<u>\$ 156,882,574</u>	<u>\$ (152,730,906)</u>	<u>\$ 117,206,499</u>	<u>\$ 60,467,156</u>
Business-type activities:					
Revenue Bonds	\$ 52,355,000	\$ -	\$ (2,740,000)	\$ 49,615,000	\$ 2,850,000
Notes from direct placements	71,005,000	-	(6,704,000)	64,301,000	-
Unamortized premiums	2,740,418	-	(385,765)	2,354,653	-
Total bonds payable	126,100,418	-	(9,829,765)	116,270,653	2,850,000
Closure care costs	37,114,195	2,679,266	-	39,793,461	-
Compensated absences	3,401,080	5,170,590	(3,750,707)	4,820,963	3,750,709
Total business-type activities					
long-term obligations	<u>\$ 166,615,693</u>	<u>\$ 7,849,856</u>	<u>\$ (13,580,472)</u>	<u>\$ 160,885,077</u>	<u>\$ 6,600,709</u>

Net pension liability and other post employment benefits are excluded from the long-term obligations table above, yet are included in the long-term liabilities balance on the Statement of Net Position. The detail of those liabilities are included in Note 15 and Note 16 respectively.

Notes from direct borrowings related to governmental activities is \$12,691,808. The County has entered into lease purchase agreements to finance the acquisition of County equipment including agency vehicles, a helicopter, and airplane. The County makes either semi-annual or annual payments to the financing entity for the use of the equipment and the debt is secured by the underlying capital assets that have been financed. The lease purchase agreements contain a provision that in an event of default, outstanding amounts become immediately due within the current appropriation period should the County be unable to make payment.

Within the business-type activities, the Sewer Revenue Bonds and Notes from direct placement are payable from and secured by a first lien upon and a pledge of the net revenues derived from the operation of the Sewer System. The reserve fund requirement has been met through the purchase of surety bonds. The following terms specified in the debt agreements are related to events of default with finance-related consequences. Failure to pay amounts when due, which could lead to a Default Rate of interest being applied to the outstanding amount due until paid. The highest of the default rates is 4% over the base rate. There is insurance through surety bonds that pay the bondholders where the County fails to do so. In the event that insurance pays, the surety has full control over where the system revenues will flow until the amounts paid by the surety are repaid. In the event that tax-exempt debt is later determined to be taxable to the bondholders, in whole or in part, amounts due increase by additions in tax, interest and penalties, and any arrears in interest that are required to be paid to the United States of America by the bondholder or former bondholders. All such additional interest, additions to tax, penalties and interest shall be paid by the County within sixty (60) days following the Determination of Taxability and demand by the Bondholder.

Claims and judgments in the governmental activities are liquidated in the internal service funds. Compensated absences, other post employment benefit liabilities, and net pension liabilities are liquidated in the respective general, special revenue, or proprietary funds from which expenses are paid.

Pinellas County, Florida
NOTES TO THE FINANCIAL STATEMENTS
September 30, 2020

C. Debt service requirements related to long-term debt at fiscal year end were as follows:

Fiscal year ending	Governmental Activities		Business-type Activities			
	Notes from Direct Borrowings		Sewer Revenue Bonds		Notes from Direct Placements	
	Principal	Interest	Principal	Interest	Principal	Interest
2021	\$ 5,702,784	\$ 261,881	\$ 2,850,000	\$ 2,090,988	\$ -	\$ 1,330,078
2022	4,031,548	145,216	2,990,000	1,944,988	6,947,000	2,537,067
2023	2,546,300	60,555	3,140,000	1,791,738	7,203,000	2,271,462
2024	411,176	8,635	3,295,000	1,630,863	7,471,000	2,000,341
2025	-	-	3,465,000	1,461,863	7,745,000	1,708,528
2026-2030	-	-	19,695,000	4,984,644	34,935,000	3,211,513
2031-2033	-	-	14,180,000	1,013,975	-	-
	<u>\$ 12,691,808</u>	<u>\$ 476,287</u>	<u>\$ 49,615,000</u>	<u>\$ 14,919,059</u>	<u>\$ 64,301,000</u>	<u>\$ 13,058,989</u>

COMPONENT UNITS

A. Changes in long-term obligations for the fiscal year were as follows:

	Beginning Balance	Additions	Reductions	Ending Balance	Due Within One Year
Housing Finance Authority					
Bonds payable	\$ 82,522,562	\$ -	\$ (23,117,531)	\$ 59,405,031	\$ 785,000
Due to other governments	1,018,370	7,000	(3,531)	1,021,839	-
Other liabilities	5,136,306	38,403	(325,943)	4,848,766	2,080
Planning Council					
Compensated absences	128,880	113,429	(59,486)	182,823	153,570
Other liabilities	4,630	-	(3,738)	892	892
Total component unit long-term obligations	<u>\$ 88,810,748</u>	<u>\$ 158,832</u>	<u>\$ (23,510,229)</u>	<u>\$ 65,459,351</u>	<u>\$ 941,542</u>

Net pension liability and other post employment benefits are excluded from the long-term obligations table above, yet are included in the long-term liabilities balance on the Statement of Net Position. The detail of those liabilities are included in Note 15 and Note 16 respectively.

The remainder of this page intentionally left blank.

Pinellas County, Florida
NOTES TO THE FINANCIAL STATEMENTS
September 30, 2020

B. Detail of bonds outstanding for the Pinellas County Housing Finance Authority (HFA):

Bonds are issued in the form of serial, term and capital appreciation bonds. The annual percentage rate, maturity, principal balance outstanding, and other information related to bond indebtedness at fiscal year end are as follows:

<u>Series</u>	<u>Type</u>	<u>Rate</u>	<u>Maturity</u>	<u>Outstanding</u>
2009 Single-Family Master Indenture Issues:				
2011B	Serial	3.45% - 4.375%	2021-2027	\$ 1,180,000
	Term	2.32%	2027-2041	3,350,000
2012A	Serial	2.30% - 2.625%	2021-2023	505,000
	Term	2.71%	2023-2042	4,910,000
2014A	Term	2.90% - 3.40%	2036-2045	7,739,364
2015A	Term	2.90% - 3.35%	2037-2045	8,301,396
2015B	Term	3.35%	2046	7,326,822
2016A	Term	1.60% - 3.8%	2021-2046	10,375,000
2019A	Term	1.55% - 4.00%	2021-2050	14,545,000
Total outstanding bonds				<u>\$ 58,232,582</u>

C. Debt service requirements related to HFA bonds payable at fiscal year end were as follows:

<u>Fiscal year ending</u>	<u>Principal</u>	<u>Interest</u>
2021	\$ 785,000	\$ 1,879,736
2022	850,000	1,857,850
2023	880,000	1,833,678
2024	925,000	1,807,429
2025	950,000	1,779,414
2026-2030	5,480,000	846,482
2031-2035	6,520,000	7,541,608
2036-2040	11,885,889	5,981,785
2041-2045	18,694,871	4,349,921
Thereafter	11,261,822	400,416
Total Bonds Outstanding	58,232,582	28,278,319
Unamortized bond premium	1,172,449	-
Total	<u>\$ 59,405,031</u>	<u>\$ 28,278,319</u>

Assets of the various HFA programs are pledged for payment of principal and interest on the applicable bonds. Each issue is collateralized by a separate collateral package. In addition, certain assets are further restricted for payment of principal and interest in the event that the related debt service and other available funds are insufficient.

Provisions of the bond resolutions provide for various methods of redemption. Bonds are to be redeemed at par, primarily from repayments of mortgage loans securing issues, from unexpended bond proceeds and excess program revenues. Bonds are generally redeemable at the option of the HFA at premiums up to 5%. Certain term bonds require mandatory sinking fund payment for their redemption.

Pursuant to various trust indentures and loan agreements, the assets and equity of the programs are restricted as to use. Upon satisfaction of all bondholder indebtedness and payment of all remaining expenses, funds are disbursed to the HFA or the respective entity as described in the trust indenture or loan agreement.

Pinellas County, Florida
NOTES TO THE FINANCIAL STATEMENTS
September 30, 2020

NOTE 11 - Commitments, Contingencies and Guarantees

A. Construction Commitments

A construction commitment is defined as the difference between the contract price and the amount paid on that contract. Construction commitments at fiscal year-end were:

Governmental Activities	\$ 65,392,513
Water System	6,312,839
Sewer System	30,931,546
Solid Waste System	5,826,223
Nonmajor enterprise fund	10,881,063

B. Federal and State Grants

Grant funds received by the County are subject to audit by grantor agencies and independent auditors. Audits of these grants may result in disallowed costs, which may constitute a liability of the applicable funds. The County feels that disallowed costs, if any, would be immaterial to its financial statements.

NOTE 12 - Restricted Net Position

The County's restricted net position at fiscal year end was as follows:

	Governmental Activities	Business-type Activities
Restricted by:		
Enabling legislation	\$ 263,999,873	\$ -
Grants	58,330,247	-
Other legally enforceable restrictions	2,923,683	9,600,189
Total restricted net position	<u>\$ 325,253,803</u>	<u>\$ 9,600,189</u>

NOTE 13 - Fund Balances

Fund balances are classified as either spendable or nonspendable. Spendable fund balances are further classified based on the extent to which there are external and internal constraints on the use of funds. The classifications are as follows:

Nonspendable fund balances are not in spendable form or are legally or contractually required to be maintained intact. Inventory and prepaid items fall in this category.

Spendable fund balances are classified based on the County's ability to control the spending of the funds.

Restricted fund balances can only be spent for specific purposes imposed by external parties such as creditors, grantors, contributors, or laws or regulations or imposed by law through constitutional provisions or enabling legislation.

Committed fund balances can only be used for specific purposes imposed by formal action of the Board by ordinance, the County's highest level of decision-making authority. Modifying or rescinding the specific purposes that committed fund balances can be used for requires formal action of the Board in the same form as the original action.

Pinellas County, Florida
NOTES TO THE FINANCIAL STATEMENTS
September 30, 2020

Assigned fund balances are intended to be used for specific purposes but are not restricted or committed. The Board can assign fund balance and as part of its budget policy, adopted by formal Board resolution, has delegated authority to the County Administrator to assign fund balances for specific uses.

Unassigned fund balance is the residual classification for the General Fund. This classification represents fund balance that has not been included in other classifications and deficit balances resulting from overspending for specific purposes in other governmental funds. There were no deficit fund balances at fiscal year end.

The remainder of this page intentionally left blank.

Pinellas County, Florida
NOTES TO THE FINANCIAL STATEMENTS
September 30, 2020

The purposes for fund balance shown on the face of the Balance Sheet - Governmental Funds were as follows:

	General	Sheriff's Operations	Capital Projects	Emergency Medical Service	Nonmajor Governmental Funds	Total Governmental Funds
Fund balances						
Nonspendable:						
Inventory	\$ 3,280	\$ 1,339,517	\$ -	\$ -	\$ 4,379,694	\$ 5,722,491
Prepaid items	8,086,324	-	358,678	67,224	1,419,175	9,931,401
Total nonspendable	8,089,604	1,339,517	358,678	67,224	5,798,869	15,653,892
Spendable:						
Restricted						
Sheriff services	-	5,045,592	-	-	112,989	5,158,581
Capital programs	-	-	153,069,481	-	-	153,069,481
Emergency medical services	-	-	-	51,360,104	-	51,360,104
Transportation	-	-	3,443,595	-	13,791,999	17,235,594
Health services	-	-	-	-	2,288,306	2,288,306
Community development programs	-	-	-	-	9,605,270	9,605,270
Industrial development	-	-	-	-	4,313,532	4,313,532
Animal Welfare Trust	-	-	-	-	654,129	654,129
Emergency phone services	-	-	-	-	6,901,175	6,901,175
Contractor Licensing Department	-	-	-	-	831,509	831,509
Fire protection	-	-	-	-	26,778,644	26,778,644
Air pollution control	-	-	-	-	684,362	684,362
Radio communications	-	-	-	-	70,768	70,768
Drug abuse programs	-	-	-	-	27,180	27,180
Building Review Services	-	-	-	-	2,404,465	2,404,465
Paving and drainage	-	-	-	-	310,802	310,802
Court operations	-	-	-	-	510,486	510,486
Public records modernization	-	-	-	-	9,932,729	9,932,729
Library services	-	-	-	-	316,537	316,537
Recreational and library services	-	-	-	-	302,952	302,952
Community services	-	-	-	-	3,170,817	3,170,817
Street lighting services	-	-	-	-	365,440	365,440
Stormwater utility services	-	-	-	-	15,010,330	15,010,330
Tourist development	-	-	-	-	37,269,079	37,269,079
Total restricted	-	5,045,592	156,513,076	51,360,104	135,653,500	348,572,272
Committed						
Tree services	-	-	-	-	161,858	161,858
Affordable housing	-	-	-	-	1,297,978	1,297,978
Total committed	-	-	-	-	1,459,836	1,459,836
Assigned						
Subsequent year expenditures	123,941,740	-	-	-	-	123,941,740
Total assigned	123,941,740	-	-	-	-	123,941,740
Unassigned	57,288,140	-	-	-	-	57,288,140
Total fund balances	<u>\$ 189,319,484</u>	<u>\$ 6,385,109</u>	<u>\$ 156,871,754</u>	<u>\$ 51,427,328</u>	<u>\$ 142,912,205</u>	<u>\$ 546,915,880</u>

Pinellas County, Florida
NOTES TO THE FINANCIAL STATEMENTS
September 30, 2020

The Board has adopted a formal policy to maintain the fund balance of the General Fund at a level no less than 15% of total General Fund resources.

Restricted amounts are used first when both restricted and unrestricted fund balances are available for use for the same purposes. Committed balances are used prior to assigned, and assigned fund balances are used prior to unassigned balances when available for use for the same purpose.

NOTE 14 - Risk Management

A. Risk Financing Fund

The County is exposed to various risks of loss, including worker injury, property losses, and various legal liability exposures such as auto liability, general liability, pollution, cyber risk, and errors and omissions. The County is substantially self-insured and accounts for and finances its claims within the self-insured retention through the Risk Financing Fund, an internal service fund. Under this program, the Risk Financing Fund provides coverage for up to \$2 million per occurrence and/or claim for liability and workers' compensation. Negligence claims in excess of the statutory limits set in Section 768.28, Florida Statutes, which provide for limited sovereign immunity of \$200,000/\$300,000 per occurrence usually can only be recovered through an act of the State Legislature known as a claims bill. In the event a claims bill is filed and awarded, and /or the claim is in excess of the County's self-insured retention, the County has transferred additional risks through the purchase of commercial insurance policies. Workers compensation coverage is purchased for statutory limits per Florida Statute 440. Auto Liability coverage is purchased with a limit of \$10,000,000 per occurrence or accident. General liability, law enforcement, employment practices, and errors and omissions liability coverage is purchased with a limit of \$10,000,000 per occurrence/claim, subject to an annual aggregate of \$10 million. For risks that are not subject to Section 768.28, or are special property exposures, the County also maintains special policies providing coverage such as pollution, aviation, cyber risk and flood insurance with varying retentions. The results of the March 1, 2020 insurance renewal effort produced an increase in premiums by approximately \$347,995. Settled claims have not exceeded commercial coverage in the last five fiscal years.

All Funds of the County participate in the program and make payments to the Risk Financing Fund, with the exception of the Sheriff's Office with regard to liability claims and the Clerk of Circuit Court and Comptroller with regard to workers compensation insurance premiums and claims. Payments to the Risk Financing Fund are based on historical experience and include a provision for premiums for insurance coverage purchased in excess of the \$2 million self-insured retention as well as policies secured for special property and/or liability exposures. The claims liability is based on information prior to the issuance of the financial statements which indicates that it is probable that a liability has been incurred at the date of the financial statements and the amount of the loss can be reasonably estimated. Liabilities include amounts for claims incurred but not reported and amounts for incremental claims adjustment expenses. At fiscal year end, the County obtained an actuarial valuation of the liability to estimate the amount needed to pay prior and future claims and to establish reserves. The actuarially determined liability at fiscal year-end was \$29,145,416 which was a decrease of \$1,896,793 over the prior year.

Changes in the Fund's claims liability during the last two fiscal years were as follows:

Fiscal year ended	Beginning of year liability	Claims and changes in estimates	Claim payments	End of year liability
2019	\$ 28,182,840	\$ 8,385,985	\$ 5,526,616	\$ 31,042,209
2020	31,042,209	4,795,761	6,692,554	29,145,416

Pinellas County, Florida
NOTES TO THE FINANCIAL STATEMENTS
September 30, 2020

B. Employee Health Benefits Fund

The County is also self-insured for medical and dental claims covering its employees and their eligible dependents. As required by Section 112.0801, Florida Statutes, retirees and their eligible dependents are provided the same health care coverage as is offered to active employees at the same premium cost applicable to active employees, which may be paid by the retiree or the employer. The Board established the Employee Health Benefits Fund, an internal service fund to account for and finance this program. No excess insurance coverage has been acquired for these claims.

An actuarial valuation is performed each year to estimate the amounts needed to pay prior and future claims and to establish reserves. The actuarially determined liability at fiscal year end was \$4,624,207 which was a decrease of \$154,339 over the previous year due primarily to a change in the estimate of the run out claims. Changes in the Fund's liability for claims in the last two fiscal years were as follows:

<u>Fiscal year ended</u>	<u>Beginning of year liability</u>	<u>Claims and changes in estimates</u>	<u>Claim payments</u>	<u>End of year liability</u>
2019	\$ 3,648,156	\$ 48,649,587	\$ 47,519,197	\$ 4,778,546
2020	4,778,546	33,713,023	33,867,362	4,624,207

C. Sheriff's Health Benefits Fund

In September 2005, the Sheriff established a separate Health Benefits Fund to account for and finance health claims incurred by the Sheriff's employees and retirees subsequent to September 30, 2005. An actuarial valuation was performed at fiscal year end to estimate the amounts needed to pay prior and future claims and to establish reserves. The actuarially determined liability at fiscal year end was \$3,981,087 which was an increase of \$272,718 over the prior year due to a change in estimate of the run out claims. Changes in the Fund's liability for claims during the year were as follows:

<u>Fiscal year ended</u>	<u>Beginning of year liability</u>	<u>Claims and changes in estimates</u>	<u>Claim payments</u>	<u>End of year liability</u>
2019	\$ 4,219,171	\$ 44,942,458	\$ 45,453,260	\$ 3,708,369
2020	3,708,369	48,624,426	48,351,708	3,981,087

NOTE 15 - Retirement Plans

A. Retirement Plans

Florida Retirement System Pension Plan (FRSPP)

Plan description - Substantially all full-time employees of the County participate in the Florida Retirement System (FRS) and are provided with pensions through the Florida Retirement System (FRS) Public Employment Retirement System (PERS)—a cost-sharing multiple-employer defined benefit pension plan administered by the Florida Department of Management Services' Division of Retirement. Chapter 121 of the State Statutes grants the authority to establish and amend the benefit terms to the Florida Legislature. FRS issues a publicly available financial report that can be obtained at:

www.dms.myflorida.com/workforce_operations/retirement/publications

Pinellas County, Florida
NOTES TO THE FINANCIAL STATEMENTS
September 30, 2020

Benefits provided - The FRS pension plan provides retirement, death, and disability benefits to plan members and beneficiaries. Plan benefits are computed on the basis of age, average final compensation and service credits. Based on an employee's date of entry into the Florida Retirement System, those employees participating in the Pension Plan who retire at or after age 62 (age 65 for those initially enrolled in the plan on or after July 1, 2011) with 6 years of credited service (8 years of service for those initially enrolled in the plan on or after July 1, 2011), or with 30 years of service regardless of age (33 years of service regardless of age for those initially enrolled in the plan on or after July 1, 2011), are entitled to a retirement benefit. Final average compensation is based on an average of the employee's five highest fiscal year salaries (8 years for those initially enrolled in the plan after July 1, 2011) earned during credited service. Vested employees may retire before age 62 (65) and receive benefits that are reduced 5% for each year prior to normal retirement age.

The Deferred Retirement Option Program (DROP) is a program that provides an alternative method for payment of retirement benefits for a specified and limited period for members of the System, effective July 1, 1998. Under this program, the employee may retire and have their benefits accumulate in the Florida Retirement System Trust Fund, earning interest, while continuing to work for a system employer. The participation in the program does not change conditions of employment. When the DROP period ends, maximum of 60 months, employment must be terminated. At the time of termination of employment, the employee will receive payment of the accumulated DROP benefits and begin receiving their monthly retirement benefit (in the same amount determined at retirement, plus applicable COLA increases).

Contributions - Employer and employee contribution rates are established in section 121.71, Florida Statutes. All participating employers must comply with statutory contribution requirements. Employer contribution rates under the uniform rate structure (a blending of both the FRS Pension Plan and Investment Plan rates) are recommended by the actuary but set by the Legislature. Employees participating in the Pension Plan are required to contribute 3.00 percent of their annual pay. Employees who are enrolled in the DROP, are not subject to the contribution. The County's and the component units' contractually required contribution rate, including the Health Insurance Subsidy (HIS), through June 30, 2020 ranged from 8.47 percent to 48.82 percent of covered payroll based on employee risk groups. Effective July 1, 2020 rates, including HIS, ranged from 10.00 percent to 49.18 percent of covered payroll based on employee risk groups. These rates are actuarially determined to generate an amount that, when combined with employee contributions, is expected to finance the costs of benefits earned by employees during the year with an additional amount to finance unfunded plan liabilities. Contributions to the pension plan from the County and the component units were \$45,519,478 and \$178,347, respectively for the year ended September 30, 2020, equal to the required contributions.

Florida Retiree Health Insurance Subsidy (HIS) Program

Plan description - Substantially all full-time employees of the County are provided with pensions through the Florida Retirement System (FRS) Retiree Health Insurance Subsidy (HIS) Program—a cost-sharing multiple-employer defined benefit pension plan administered by the Florida Department of Management Services' Division of Retirement. Chapter 121 of the State Statutes grants the authority to establish and amend the benefit terms to the Florida Legislature. The Florida Retirement System issues a publicly available financial report that can be obtained using the following link:

www.dms.myflorida.com/workforce_operations/retirement/publications

Benefits provided - HIS provides a monthly payment to assist retirees of state-administered retirement systems in paying their health insurance costs. Eligible retirees and beneficiaries receive a monthly HIS payment equal to the number of years of creditable service completed at the time of retirement multiplied by \$5. The payments are at least \$30 but not more than \$150 per month, pursuant to Section 112.363, Florida Statutes. To be eligible to receive a HIS benefit, a retiree under a state-administered retirement system must provide proof of health insurance coverage, which can be Medicare.

Contributions - Employer contribution rates are set by the Florida Legislature. Employer contributions are a percentage of gross compensation for all active FRS members. The County's and the component units' contractually required contribution rate for the year ended September 30, 2020 was 1.66 percent of covered payroll. Contributions to the pension plan from the County and the component units were \$6,142,707 and \$29,353, respectively, for the year ended September 30, 2020, equal to required contributions.

Pinellas County, Florida
NOTES TO THE FINANCIAL STATEMENTS
September 30, 2020

Pension Liabilities, Pension Expense, and Deferred Outflows of Resources and Deferred Inflows of Resources Related to Pensions

Employer Proportionate Share of Collective Net Pension Liability - At September 30, 2020, the County reported a liability of \$581,145,062 and \$129,160,835, respectively, for its proportionate share of the collective net pension liability for FRSP and HIS. The component units reported a liability of \$2,205,931 and \$608,466, respectively, for their proportionate share of the collective net pension liability for FRSP and HIS for the same time period. The collective net pension liability was measured as of June 30, 2020, and the total pension liability used to calculate the collective net pension liability was determined by an actuarial valuation as of that date. The County's proportion of the collective net pension liability was based on the County's historical employer contributions to the pension plan relative to the historical contributions of all participating employers. At June 30, 2020, the County's proportion was 1.34 percent and 1.06 percent, respectively, for FRSP and HIS, which was an increase of 0.01 percent for FRSP and no change for HIS from its proportion measured as of June 30, 2019. The component units' proportion of the collective net pension liability was based on their historical employer contributions to the pension plan relative to the historical contributions of all participating employers. At June 30, 2020, the component units' proportion was 0.00509 percent and 0.00498 percent, respectively, for FRSP and HIS, which was an increase of 0.00003 percent and an increase of 0.00002 percent respectively, for FRSP and HIS from their proportion measured as of June 30, 2019.

Pension Expense - For the year ended September 30, 2020, the County recognized pension expense of \$123,164,857 and \$11,218,310, respectively for FRSP and HIS. The component units recognized pension expense of \$545,298 and \$94,931 respectively for FRSP and HIS for the same period.

B. Deferred Outflows of Resources and Deferred Inflows of Resources Related to Pensions

Deferred Outflows of Resources and Deferred Inflows of Resources Related to Pensions. At September 30, 2020, the reporting entity reported deferred outflows of resources and deferred inflows of resources related to pensions from the following sources:

Florida Retirement System Pension Plan

	Primary Government		Component Units	
	Deferred Outflows of Resources	Deferred Inflows of Resources	Deferred Outflows of Resources	Deferred Inflows of Resources
Differences between expected and actual experience	\$ 22,241,605	\$ -	\$ 84,428	\$ -
Change of assumptions	105,205,746	-	398,995	-
Net differences between projected and actual earnings on pension plan investments	34,601,936	-	131,347	-
Changes in proportion and differences between County contributions and proportionate share of contributions	11,358,206	7,814,946	156,514	107,262
County contributions subsequent to the measurement date	10,914,858	-	47,160	-
Total	<u>\$ 184,322,351</u>	<u>\$ 7,814,946</u>	<u>\$ 818,444</u>	<u>\$ 107,262</u>

Pinellas County, Florida
NOTES TO THE FINANCIAL STATEMENTS
September 30, 2020

Health Insurance Subsidy

	Primary Government		Component Units	
	Deferred Outflows of Resources	Deferred Inflows of Resources	Deferred Outflows of Resources	Deferred Inflows of Resources
Differences between expected and actual experience	\$ 5,283,461	\$ 99,640	\$ 24,890	\$ 469
Change of assumptions	13,888,468	7,510,199	65,428	35,382
Net differences between projected and actual earnings on pension plan investments	103,123	-	486	-
Changes in proportion and differences between County contributions and proportionate share of contributions	5,307,430	3,965,552	115,348	57,837
County contributions subsequent to the measurement date	1,408,996	-	6,989	-
Total	<u>\$ 25,991,478</u>	<u>\$ 11,575,391</u>	<u>\$ 213,141</u>	<u>\$ 93,688</u>

\$10,914,858 and \$1,408,996 for the primary government and \$47,160 and \$6,989 for the component units, respectively, reported as deferred outflows of resources related to pensions resulting from contributions subsequent to the measurement date for FRSP and HIS will be recognized as a reduction of the net pension liability in the year ended September 30, 2021.

C. Other amounts reported as deferred outflows of resources and deferred inflows of resources

Other amounts reported as deferred outflows of resources and deferred inflows of resources related to pensions will be recognized in pension expense as follows:

Fiscal year ending	Primary Government		Component Units	
	FRSP	HIS	FRSP	HIS
2021	\$ 35,232,424	\$ 3,859,568	\$ 205,853	\$ 52,999
2022	52,999,818	2,793,778	181,164	36,209
2023	44,119,041	996,169	154,106	3,994
2024	26,715,476	1,416,125	91,331	(1,232)
2025	6,525,788	2,120,644	19,221	6,825
Thereafter	-	1,820,807	12,347	13,669
Totals	<u>\$ 165,592,547</u>	<u>\$ 13,007,091</u>	<u>\$ 664,022</u>	<u>\$ 112,464</u>

D. Actuarial assumptions

The total pension liability in the June 30, 2020 actuarial valuation was determined using the following actuarial assumptions, applied to all periods included in the measurement:

	FRSP	HIS
Inflation	2.40%	2.40%
Salary increases including inflation	3.25%	3.25%
Long term investment rate of return, net of investment expense	6.80%	2.21%
Mortality rates	PUB-2010 base table varies by member category and sex, projected generationally with Scale MP-2018.	Generational PUB-2010 with Projection Scale MP-2018; details in Section 5.

Pinellas County, Florida
NOTES TO THE FINANCIAL STATEMENTS
September 30, 2020

The actuarial assumptions used in the June 30, 2020 valuation were based on the results of an actuarial experience study for the period July 1, 2013 - June 30, 2018. Because the HIS Program is based on a pay-as-you go basis, no experience study has been completed for that program. The HIS actuary updated the tables used to calculate mortality rates from Generational RP-2000 with Projection Scale BB to PUB-2010 base table with Scale MP-2018, see July 1, 2020 Actuarial Valuation Report for funding purposes for details.

Long Term Expected Rate of Return - The long-term expected rate of return assumption of 6.8 percent used in GASB discount rate calculations consists of two building block components: 1) a long-term average annual inflation assumption of 2.4% as most recently adopted in October 2020 by the FRS Actuarial Assumption conference; 2) an inferred real (in excess of inflation) return of 4.3%, which is consistent with the 4.27% real return capital market outlook model developed during 2020 by the outside investment consultant to the Florida State Board of Administration. The table below shows Milliman's assumptions for each of the asset classes in which the plan was invested at that time based on the long-term target asset allocation. Each asset class assumption is based on a consistent set of underlying assumptions, and includes an adjustment for the inflation assumption. These assumptions are not based on historical returns, but instead are based on a forward-looking capital market economic model.

E. Target allocation

The target allocation and best estimates of arithmetic real rates of return for each major asset class are summarized in the following table:

Asset Class Allocations	Target	Expected Real Rate of Return
Cash	1.0 %	2.2 %
Fixed income	19.0 %	3.0 %
Global equity	54.2 %	8.0 %
Real estate	10.3 %	6.4 %
Private equity	11.1 %	10.8 %
Strategic investments	4.4 %	5.5 %
Total	100.0 %	

F. Discount rate

Discount rate - The discount rate used to measure the total pension liability was 6.80 percent for FRSP. The projection of cash flows used to determine the discount rate assumed that employee contributions will be made at the current contribution rate and that contributions from employers will be made at contractually required rates, actuarially determined. Based on those assumptions, the pension plan's fiduciary net position was projected to be available to make all projected future benefit payments of current active and inactive employees. Therefore, the long-term expected rate of return on pension plan investments was applied to all periods of projected benefit payments to determine the total pension liability. The change in the FRSP discount rate since the prior measurement date was a decrease of 0.10 percent. The discount rate for calculating the total pension liability is equal to the long-term expected rate of return.

The discount rate used to measure the total pension liability was 2.21 percent for HIS. In general, the discount rate for calculating the total pension liability under GASB 67 is equal to the single rate equivalent to discounting at the long-term expected rate of return for benefit payments prior to the projected depletion date. Because the HIS benefit is essentially funded on a pay-as-you-go basis, the depletion date is considered to be immediate, and the single equivalent discount rate is equal to the long term municipal bond index rate selected by the plan sponsor. The Actuarial Assumptions Conference has adopted the Bond Buyer General Obligation 20-Bond Municipal Bond Index as the applicable municipal bond index. The change in the discount rate since the prior measurement date was decrease of 1.29 percent due to changes in the applicable long term municipal bond index rate.

Pinellas County, Florida
NOTES TO THE FINANCIAL STATEMENTS
September 30, 2020

Sensitivity of the primary government's and component unit's proportionate share of the net pension liability to changes in the discount rate - The following presents the respective proportionate share of the net pension liability calculated using the current discount rate, as well as what their proportionate share of the net pension liability would be if it were calculated using a discount rate that is 1-percentage-point lower or 1-percentage-point higher than the current rate:

Primary Government Proportionate Share of the FRSP Net Pension Liability			Component Units Proportionate Share of the FRSP Net Pension Liability		
Current Discount			Current Discount		
1% Decrease	Rate	1% Increase	1% Decrease	Rate	1% Increase
5.80%	6.80%	7.80%	5.80%	6.80%	7.80%
\$ 927,990,999	\$ 581,145,062	\$ 291,457,827	\$ 3,522,605	\$ 2,205,931	\$ 1,106,359

Primary Government Proportionate Share of the HIS Net Pension Liability			Component Units Proportionate Share of the HIS Net Pension Liability		
Current Discount			Current Discount		
1% Decrease	Rate	1% Increase	1% Decrease	Rate	1% Increase
1.21%	2.21%	3.21%	1.21%	2.21%	3.21%
\$ 149,304,161	\$ 129,160,835	\$ 112,673,582	\$ 703,359	\$ 608,466	\$ 530,795

Pension plan fiduciary net position - Detailed information about the pension plan's fiduciary net position is available in the separately issued FRSP and HIS financial report.

Payables to the pension plan - As of September 30, 2020, the County had \$3,391,926 and \$480,148 in legally required contributions payable to the FRSP and HIS, respectively.

Florida Retirement System Investment Plan (FRSP)

The County contributes to the Florida Retirement System Investment Plan, a defined contribution pension plan, for its eligible employees in lieu of participation in the defined benefit option of FRS. The Investment Plan is administered by the State Board of Administration.

Benefits are accrued in individual accounts that are participant directed, portable, and funded by employer/employee contributions. The Investment Plan offers a diversified mix of investment options that span the risk-return spectrum and give participants opportunity to accumulate retirement benefits. Employer and employee contribution rates are set by the Florida Legislature. The County's contractually required contribution rate, including HIS through June 30, 2020 ranged from 8.47% to 48.82% of covered payroll based on employee risk groups. Effective July 1, 2020 rates, including HIS, ranged from 10.00% to 49.18% of covered payroll based on employee risk groups. Contributions to the Investment Plan from the County were \$7,618,274 for the year ended September 30, 2020, equal to the required contributions.

Employees are vested after one year of service. Benefits are based on the total value of the account at distribution. This amount is based on contributions, earnings or losses on those contributions, less expenses.

Payable to the Investment Plan - As of September 30, 2020, the County has \$637,935 in legally required contributions payable to the investment plan.

Pinellas County, Florida
NOTES TO THE FINANCIAL STATEMENTS
September 30, 2020

G. Summary of Defined Benefit Pension Plans

The aggregate amount of net pension liability, related deferred outflows of resources and deferred inflows of resources and pension expense for the County's defined benefit pension plans are summarized below:

Description	FRS Plan	HIS Plan	Total
Net pension liability	\$ 583,350,993	\$ 129,769,301	\$ 713,120,294
Deferred outflows of resources related to pensions	185,140,795	26,204,619	211,345,414
Deferred inflows of resources related to pensions	7,922,208	11,669,079	19,591,287
Pension expense	123,710,155	11,313,241	135,023,396

NOTE 16 - Other Postemployment Benefits (OPEB)

A. Other Postemployment Healthcare Benefits (OPEB)

Plan Description. The County has two single-employer defined benefit plans (OPEB) that cover eligible retirees and their dependents. One plan (County Plan) includes the Board, Constitutional Officers (excluding Sheriff), and two component units (Pinellas County Planning Council and Pinellas County Construction Licensing Board). The other plan (Sheriff Plan) is solely for the Sheriff's Office. Benefits are established by the Board and the Sheriff for their respective plans and can change over time. The County is required by Florida Statute 112.0801 to allow retirees and certain former employees to buy healthcare coverage at group rates. The levels of benefit and the amount of contribution for the County Plan is reviewed and approved annually by the Unified Personnel Board. The levels of benefit and the amount of contribution for the Sheriff Plan is reviewed and approved by the Sheriff. The annual budgeted amount is approved through appropriations by the Board of County Commissioners for both plans. The healthcare plans do not issue stand-alone financial reports and a trust to fund the OPEB liability has not been established. The cost of benefits provided by the OPEB plans is currently on a pay-as-you-go basis.

Benefits Provided. The County's plan provides postretirement health care benefits to all employees who retire on or after attaining at least 10 years of service. The County pays a percentage of the premium for medical and dental insurance for the former employees who retired prior to October 1, 2004. For non-Medicare eligible retirees, employees enrolled in DROP and those within 5 years of normal FRS retirement prior to October 1, 2004, the County will continue funding at the same level as active employees. For employees not part of the previously mentioned groups who were hired prior to January 1, 2011 and who retire on or after October 1, 2004, a health insurance subsidy based on length of service will be provided. The subsidy will range from 25 percent of the premium for 10 years of service, increasing by 3.33 percent per year of service to 75 percent for 25 years of more, calculated on the single premium of the lowest cost plan.

The Sheriff's plan offers retiree coverage for members awarded retirement benefits from the FRS. The Sheriff contributes an equal funding percentage toward the medical premium for retirees hired prior to January 1, 1996 as is contributed for active members. The funding percentage ranges from 64 percent to 90 percent of the premium for medical insurance. For retirees who were hired after December 31, 1995, the Sheriff's Office provides a health insurance subsidy based on length of service. The subsidy ranges from 33 percent of the premium for 10 years of service and increases by 3.33 percent per year of service up to 83.25 percent for 25 years or more, based on the single tier rate.

Contributions. The contribution requirements of the plan members and the employers are established and may be amended by the County or the Sheriff for the respective plans. Contributions to the plans in excess of benefits paid on behalf of retirees are earmarked for future OPEB expenses. However, they do not reduce the total OPEB liability.

Employees covered by benefit terms. At September 30, 2019 (the date of the last actuarial valuation plan), the following employees were covered by the benefit terms:

Pinellas County, Florida
NOTES TO THE FINANCIAL STATEMENTS
September 30, 2020

	<u>County's Plan</u>	<u>Sheriff's Plan</u>
Plan Membership:		
Inactive plan members or beneficiaries currently receiving benefits	1,976	1,659
Inactive plan members entitled to but not yet receiving benefits	-	-
Active plan members	<u>2,853</u>	<u>2,742</u>
	<u>4,829</u>	<u>4,401</u>

The total OPEB liability at September 30, 2020 for the primary government and component units was \$697,335,520 and \$1,695,367, respectively.

Actuarial Method and Assumptions

The total OPEB liability was actuarially determined based on two actuary valuations, one for the County plan and one for the Sheriff's plan, using assumptions listed below. The total OPEB liability is based on both actuarial valuations performed as of September 30, 2019 and a measurement date of September 30, 2019. Projections of benefits for financial reporting purposes were based on the substantive plan as understood by the County and Sheriff and its respective plan members. This includes the types of benefits provided at the time of each valuation and the historical pattern of sharing of benefit costs between the employee and plan members to that point. The actuarial methods and assumptions used include techniques that are designed to reduce short-term volatility in actuarial accrued liabilities and the actuarial value of assets, consistent with the long term perspective of the calculation and assumptions about the future. Examples include assumptions about future employment, mortality and the healthcare cost trends. The other significant actuarial assumptions used to determine total OPEB liability include the following:

Actuarial Valuation Date	September 30, 2019
Measurement Date	September 30, 2019
Fiscal Year End Date (Reporting Date)	September 30, 2020
Actuarial Cost Method	Entry Age Normal
Amortization Method	Level percent of pay, closed
Asset Valuation Method	N/A Unfunded
Actuarial Assumptions:	
Discount Rate	2.75%
Inflation	2.25%
Projected Salary Increases	3.6-8.4% (from July 1, 2019 FRS Actuarial Valuation)
Retirement age	From July 1, 2019 FRS Actuarial Valuation
Mortality	From July 1, 2019 FRS Actuarial Valuation
Healthcare cost trend rates	Based on the Getzen Model, starting at 6.5% on 1/1/2020, then 6.25% on 1/1/2021 and 3.99% plus 0.61% increase for excise tax, thereafter.

The remainder of this page intentionally left blank.

Pinellas County, Florida
NOTES TO THE FINANCIAL STATEMENTS
September 30, 2020

Changes in the total OPEB liability presented on the County's basic financial statements are as follows for the fiscal year ended September 30, 2020.

	Primary Government	Component Units
Service Cost	\$ 16,102,483	\$ 35,225
Interest on Total OPEB Liability	29,066,449	77,400
Difference between expected and actual experience of the Total OPEB Liability	1,182,962	(37,626)
Changes in assumptions and other inputs	(78,273,587)	(708,059)
Benefit payments	(26,359,916)	(65,395)
Net change in Total OPEB Liability	(58,281,609)	(698,455)
Total OPEB Liability - Beginning	755,617,129	2,393,822
Total OPEB Liability - Ending	<u>\$ 697,335,520</u>	<u>\$ 1,695,367</u>

Benefit Payments. Benefit payments consist of claims paid to retirees participating in the plan(s). Total benefit payments for the primary government and component units were \$26,359,916 and \$65,395, respectively, for fiscal year 2020.

Discount Rate. For plans that do not have formal assets, as with these plan(s), the discount rate should equal the tax-exempt municipal bond rate based on an index of 20-year general obligation bonds with an average AA credit rating as of the measurement date. For this valuation, the municipal bond rated used was 2.75 percent (based on the daily rate of Fidelity's "20-year municipal GO AA Index" closest to but not later than the measurement date).

Changes in Assumptions. The following assumption changes have been reflected in the Schedule of Changes in the Total OPEB Liability for the fiscal year ended September 30, 2020 (measurement date as of September 30, 2019):

- The discount rate changed from 3.83 percent from the prior valuation to 2.75 percent in the current valuation due to the change in the long-term tax-exempt municipal bond rate. This change increased the Total OPEB Liability.
- The expected claims costs and premiums were updated to reflect recent actual claims cost and premium information provided for the valuation. This change decreased the Total OPEB Liability.
- The long-term healthcare cost trend assumption was revised to reflect a lower long-term inflation assumption, which changed from 2.50 percent to 2.25 percent. This change decreased the Total OPEB Liability.
- The assumed load to model the expected cost of the excise tax was changed from 0.90 percent beginning in 2022 to 0.61 percent beginning in 2022 (County OPEB Plan) and changed from 0.80 percent beginning in 2022 to 0.70 percent beginning in 2022 (Sheriff OPEB Plan). These changes decreased the Total OPEB Liability.
- Demographic assumptions relating to the rates of salary increases, retirement, withdrawal, mortality, and disability were changed to align with updated assumptions adopted by the Florida Retirement System in a statewide experience study covering the period 2013 through 2018 and adopted for its July 1, 2019 actuarial valuation. These demographic changes had a net decreasing impact on the Total OPEB Liability.

Plan Changes. Subsequent to the measurement date of September 30, 2019, a plan change was made within the Sheriff OPEB Plan which reduced the Sheriff's contributions to the Medicare Advantage Plan on behalf of certain subsidy-eligible retirees. The subsidy amount payable on behalf of retirees hired after 1995 who retire with 10 or more years of service will now be based on the same service-based formula as under the pre-Medicare plan rather than 100 percent paid. This change was adopted in February 2020 and will be reflected in the Total OPEB Liability for the fiscal year ending September 30, 2021.

Pinellas County, Florida
NOTES TO THE FINANCIAL STATEMENTS
September 30, 2020

Sensitivity of the total OPEB liability to changes in the discount rate. The following presents the respective total OPEB liability calculated using the current discount rate, as well as what their total OPEB liability would be if it were calculated using a discount rate that is 1-percentage-point lower or 1-percentage-point higher than the current rate:

	1% Decrease 1.75%	Current Discount Rate 2.75%	1% Increase 3.75%
Primary Government	\$ 800,076,851	\$ 697,335,520	\$ 612,258,786
Component Units	1,941,709	1,695,367	1,489,392

Sensitivity of the total OPEB liability to changes in the healthcare cost trend. The following presents the respective total OPEB liability calculated using the current healthcare cost trend rate, as well as what their total OPEB liability would be if it were calculated using a discount rate that is 1-percentage-point lower or 1-percentage-point higher than the current rate:

	1% Decrease	Current Healthcare Cost Trend Rate Assumption	1% Increase
Primary Government	\$ 600,926,553	\$ 697,335,520	\$ 821,764,664
Component Units	1,462,017	1,695,367	1,986,970

OPEB Expense. For the year ended September 30, 2020, the primary government and component units actuarially determined total OPEB expense was \$21,379,114 and \$(45,107), respectively, based on the measurement period ending September 30, 2019.

Deferred Outflows of Resources and Deferred Inflows of Resources Related to OPEB. At September 30, 2020, the reporting entity reported deferred outflows of resources and deferred inflows of resources related to OPEB from the following sources:

	Primary Government Deferred Outflows of Resources	Deferred Inflows of Resources	Component Units Deferred Outflows of Resources	Deferred Inflows of Resources
Difference between expected and actual experience	\$ 7,209,516	\$ 5,988,920	\$ -	\$ 31,654
Change of assumptions	-	118,905,727	-	440,916
Change in total OPEB liability due to change in cost-sharing allocation percentage	315,859	-	-	315,859
Benefits paid subsequent to the measurement date	27,409,022	-	59,715	-
Total	<u>\$ 34,934,397</u>	<u>\$ 124,894,647</u>	<u>\$ 59,715</u>	<u>\$ 788,429</u>

\$27,409,022, for the Primary government and \$59,715, for component units, respectively, reported as deferred outflows of resources related to OPEB resulting from benefits paid subsequent to the measurement date will be recognized as a reduction of the total OPEB liability in the year ended September 30, 2021.

Other amounts reported as deferred outflows of resources and deferred inflows of resources related to OPEB will be recognized in OPEB expense as follows:

Pinellas County, Florida
NOTES TO THE FINANCIAL STATEMENTS
September 30, 2020

Year ending	Primary Government	Component Units
2021	\$ (23,789,290)	\$ (158,260)
2022	(23,789,290)	(158,260)
2023	(23,789,290)	(158,260)
2024	(22,359,964)	(149,290)
2025	(17,583,000)	(128,846)
Thereafter	(6,058,438)	(35,513)
Totals	<u>\$ (117,369,272)</u>	<u>\$ (788,429)</u>

Summary of Other Postemployment Benefits

Description	OPEB
Net OPEB liability	\$699,030,887
Deferred outflows of resources related to OPEB	34,994,112
Deferred inflows of resources related to OPEB	125,683,076
OPEB expense	21,334,007

NOTE 17 - Conduit Debt Obligations

From time to time, the County has issued various types of revenue bonds to provide financial assistance to individuals, private-sector entities, health facilities and upper level educational institutions. These bonds were issued for the acquisition and construction of residential, commercial, industrial, health and educational facilities deemed to be in the public interest. These bonds are secured solely by the property financed and are payable solely from payments received on the underlying mortgage loans. Neither the County, the State, nor any political subdivision thereof is obligated in any manner for repayment of the bonds. Accordingly, the bonds are not reported as liabilities in the accompanying financial statements. As of fiscal year end, the following conduit, no commitment, debt obligations were outstanding:

Issuer	Number Of Issues	Aggregate Principal Payable
Pinellas County Industrial Development Authority	13	\$ 25,747,937
Pinellas County Housing Finance Authority	9	75,254,882
Pinellas County Health Facilities Authority	5	33,413,743
Pinellas County Educational Facilities Authority	16	167,014,178
		<u>\$ 301,430,740</u>

Pinellas County, Florida
NOTES TO THE FINANCIAL STATEMENTS
September 30, 2020

NOTE 18 - Pollution Remediation Obligations

The County has reported \$419,999 in pollution remediation obligations as of September 30, 2020 in other current liabilities as shown below. The amount reported represents the estimated liability to perform pollution remediation activities at five sites that the County has been identified as the potential responsible party for remediation. Pollution at the sites consist of methane gas and several volatile organic compounds. The liability for the five sites is calculated based on the amount of the estimated expected outlays to perform further sampling and site assessment work. This estimate is subject to revision due to price increases or reductions, changes in technology, or changes in applicable laws or regulations. An estimated range of additional cleanup outlays, if any, cannot be reasonably determined until further assessment work is completed at these sites. The County does not anticipate receiving recoveries to reduce the liability for these sites.

	<u>Expected Outlays</u>	<u>Anticipated Recoveries</u>	<u>End of Year Liability</u>
Governmental activities			
Other current liabilities	\$ 419,999	\$ -	\$ 419,999

NOTE 19 - Asset Retirement Obligations

The County reports asset retirement obligations in accordance with GASB Statement No. 83, *Asset Retirement Obligations*.

The County evaluated potential asset retirement obligations (AROs), including x-ray machines, underground fuel storage tanks, a waste-to-energy facility, and sewage water treatment plants. The effect of potential AROs is not material to the financial statements.

The AROs could change over time as new information becomes available as a result of changes in technology, legal or regulatory requirements, and types of facilities, equipment or services that will be used to meet the obligation to retire the tangible capital assets.

NOTE 20 - Litigation

The County is involved in a number of court cases and those for which a reasonable probability of an unfavorable outcome and the probable loss to the County can be estimated, a liability is recorded in the risk financing internal service fund as indicated in Note 14. In the opinion of the County's management and legal counsel, the range of potential recoveries or liabilities will not have a material adverse effect on the financial statements of the County.

NOTE 21 - COVID-19 Pandemic

In December 2019 a respiratory disease caused by a novel strain of coronavirus was detected in China. The disease has since spread to other countries, including the United States of America. The disease was declared a Public Health Emergency of International Concern on January 30, 2020 and named "COVID-19" on February 11, 2020, each by the World Health Organization. The outbreak of COVID-19 has affected travel, commerce and financial markets globally and has had a significant impact on economies worldwide. The most significant adverse financial impact on the County was an annual decline in tourist development taxes, from \$63,082,988 for the fiscal year ended September 30, 2019 to \$48,803,838 for the fiscal year ended September 30, 2020. As this is a 6% tax on rents collected for all temporary lodgings, travel and related short term rental activity was greatly curtailed during fiscal year 2020 due to COVID-19.

Pinellas County, Florida
NOTES TO THE FINANCIAL STATEMENTS
September 30, 2020

Overall, the County's financial position has remained relatively stable amidst the COVID-19 pandemic. Total General Fund revenues increased by \$88,723,978 compared to the prior year. The greatest contributing factor to this increase was the receipt and appropriation of \$170.1 million in April 2020 from the Coronavirus Relief Fund, a component of the federal CARES Act stimulus package that was adopted in response to nationwide impacts from COVID-19. Eligible expenditures incurred and related revenues recognized in the General Fund totaled \$52,581,760, which was focused on programs relating to public health mitigation and response and financial assistance for individuals, families, and businesses. The remaining unspent funds as of September 30, 2020, totaling \$115,154,124, are reported as unearned revenue in the financial statements of the General Fund and Governmental Activities.

The American Rescue Plan Act of 2021 (H.R. 1319) is a \$1.9 trillion economic stimulus package passed by United States Congress and signed into law on March 11, 2021, in order to hasten the United States' recovery from the economic and health effects of the COVID-19 pandemic and the ongoing recession. The American Rescue Plan Act establishes two fiscal recovery funds to distribute money to states, local governments, tribal governments and U.S. territories: 1) \$219.8 billion to the Coronavirus State Fiscal Recovery Fund and 2) \$130.2 billion to the Coronavirus Local Fiscal Recovery Fund, which will be split among counties, metropolitan cities and non-entitlement units of local government. Of the total \$130.2 billion appropriation under the Coronavirus Local Fiscal Recovery Fund, counties will receive \$65.1 billion in population-adjusted payments based on each county's share of U.S. population, with additional adjustments for Community Development Block Grant (CDBG) recipients. The County's allocation is estimated to be \$189.09 million.

The County will not be required to complete certifications, and will instead receive funds in tranches, with the first tranche to be paid within 60 days of the American Rescue Plan Act becoming law, and the second tranche to be paid at least 12 months after the date on which the county received its first payment. Funds will be available and use completed by December 31, 2024, and must be used to address the pandemic or its negative economic impacts, including replacement of revenue lost, delayed, or decreased as a result of COVID-19, as well as necessary investments in water, sewer, or broadband infrastructure.

NOTE 22 - Subsequent Events

In January 2021, the County issued a Taxable Sewer Refunding Revenue Note, Series 2021A, for \$44,400,000. The proceeds were utilized to advance refund the outstanding Sewer Revenue Refunding Bonds, Series 2012, for an estimated aggregate savings of \$3,274,400. The Series 2012 Bonds cannot be refunded with tax-exempt debt until 90 days prior to their call date, which occurs in July 2022. At that time, the County will be permitted by law to convert the taxable Series 2021A Note to a tax-exempt note. This will result in an estimated aggregate additional savings of \$449,900, if the County chooses to convert the taxable refunding note to a tax-exempt note.

In January 2021, the County issued a tax-exempt Sewer Refunding Revenue Note, Series 2021B, for \$5,292,000. These proceeds were utilized to refund the outstanding Sewer Revenue Refunding Bonds, Series 2003, for an estimated aggregate savings of \$1,598,800.

The Notes are payable from and secured by a first lien upon and pledge of the net revenues derived from the operation of the Sewer System.

REQUIRED SUPPLEMENTARY INFORMATION

Pinellas County, Florida
REQUIRED SUPPLEMENTARY INFORMATION
September 30, 2020

SCHEDULE OF CHANGES IN PRIMARY GOVERNMENT TOTAL OPEB LIABILITY
Last Ten Fiscal Years

	Fiscal Year 2018	Fiscal Year 2019	Fiscal Year 2020
TOTAL OPEB LIABILITY			
Service cost	\$ 20,375,225	\$ 19,294,359	\$ 16,102,483
Interest on the Total OPEB Liability	24,959,179	27,263,989	29,066,449
Changes of benefit terms	2,552,782	-	-
Difference between expected and actual experience of the Total OPEB Liability	-	-	1,182,962
Changes in assumptions and other inputs	(46,313,363)	(35,160,595)	(78,273,587)
Benefit payments	<u>(26,017,613)</u>	<u>(29,105,243)</u>	<u>(26,359,916)</u>
Net change in Total OPEB Liability	(24,443,790)	(17,707,490)	(58,281,609)
Total OPEB Liability - Beginning	<u>797,768,409</u>	<u>773,324,619</u>	<u>755,617,129</u>
Total OPEB Liability - Ending	<u><u>\$ 773,324,619</u></u>	<u><u>\$ 755,617,129</u></u>	<u><u>\$ 697,335,520</u></u>
Covered-employee payroll	\$ 298,102,245	\$ 308,081,448	\$ 315,478,147
Total OPEB liability as a percentage of covered-employee payroll	259.42 %	245.27 %	221.04 %

GASB Statement Number 75, "Accounting and Financial Reporting for Postemployment Benefits Other Than Pensions", was implemented in fiscal year 2018 requiring ten year trend data. Additional years will be displayed as the data becomes available. No assets are accumulated in a trust that meets the criteria in paragraph 4 of GASB Statement number 75. The amounts presented for each fiscal year were determined as of the year end that occurred one year prior.

The actuarial assumptions used to value the OPEB liabilities include details on the healthcare trend assumption as well as the cost method used to develop the OPEB expense. Factors that significantly affect trends in the amounts reported include the following:

- Changes in the discount rate, which is based on the long-term municipal bond rate
- Changes in health coverage assumptions, such as contributions, and healthcare cost trend rates
- Updates to demographic assumptions, which include rates of salary increases, retirement, mortality, and disability
- Plan design changes, namely changes in the healthcare plan designs offered to active and retired members

Pinellas County, Florida
REQUIRED SUPPLEMENTARY INFORMATION
September 30, 2020

SCHEDULE OF CHANGES IN COMPONENT UNITS' TOTAL OPEB LIABILITY
Last Ten Fiscal Years

	Fiscal Year 2018	Fiscal Year 2019	Fiscal Year 2020
TOTAL OPEB LIABILITY			
Service cost	\$ 85,026	\$ 58,139	\$ 35,225
Interest on the Total OPEB Liability	108,974	86,391	77,400
Changes of benefit terms	-	-	-
Difference between expected and actual experience of the Total OPEB Liability	-	-	(37,626)
Changes in assumptions and other inputs	(202,504)	(1,020,088)	(708,059)
Benefit payments	<u>(122,526)</u>	<u>(91,111)</u>	<u>(65,395)</u>
Net change in Total OPEB Liability	(131,030)	(966,669)	(698,455)
Total OPEB Liability - Beginning	<u>3,491,521</u>	<u>3,360,491</u>	<u>2,393,822</u>
Total OPEB Liability - Ending	<u><u>\$ 3,360,491</u></u>	<u><u>\$ 2,393,822</u></u>	<u><u>\$ 1,695,367</u></u>
Covered-employee payroll	\$ 1,631,677	\$ 1,278,056	\$ 1,164,405
Total OPEB liability as a percentage of covered-employee payroll	205.95 %	187.30 %	145.60 %

GASB Statement Number 75, "Accounting and Financial Reporting for Postemployment Benefits Other Than Pensions", was implemented in fiscal year 2018 requiring ten year trend data. Additional years will be displayed as the data becomes available. No assets are accumulated in a trust that meets the criteria in paragraph 4 of GASB Statement number 75. The amounts presented for each fiscal year were determined as of the year end that occurred one year prior.

The actuarial assumptions used to value the OPEB liabilities include details on the healthcare trend assumption as well as the cost method used to develop the OPEB expense. Factors that significantly affect trends in the amounts reported include the following:

- Changes in the discount rate, which is based on the long-term municipal bond rate
- Changes in health coverage assumptions, such as contributions, and healthcare cost trend rates
- Updates to demographic assumptions, which include rates of salary increases, retirement, mortality, and disability
- Plan design changes, namely changes in the healthcare plan designs offered to active and retired members

Pinellas County, Florida
REQUIRED SUPPLEMENTARY INFORMATION
September 30, 2020

SCHEDULE OF PRIMARY GOVERNMENT'S PROPORTIONATE SHARE OF NET PENSION LIABILITY
FRS PENSION PLAN
Last Ten Fiscal Years

Year ended	Primary Government's Proportion of Net Pension Liability	Primary Government's Proportionate Share of Net Pension Liability	Primary Government's Covered Payroll	Primary Government's Proportionate Share of Net Pension Liability as a % of Covered Payroll	Plan Fiduciary Net Position as a % of Total Pension Liability
2015	1.2637%	\$ 163,225,754	\$ 276,151,042	59.11%	92.00%
2016	1.3247%	334,488,483	271,474,206	123.21%	84.88%
2017	1.3620%	402,869,343	289,231,934	139.29%	83.89%
2018 (1)	1.3194%	397,421,678	285,802,841	139.05%	84.26%
2019 (2)	1.3314%	458,515,133	293,318,488	156.32%	82.61%
2020	1.3409%	581,145,062	301,235,256	192.92%	78.85%

SCHEDULE OF PRIMARY GOVERNMENT'S PROPORTIONATE SHARE OF NET PENSION LIABILITY
HIS PENSION PLAN
Last Ten Fiscal Years

Year ended	Primary Government's Proportion of Net Pension Liability	Primary Government's Proportionate Share of Net Pension Liability	Primary Government's Covered Payroll (4)	Primary Government's Proportionate Share of Net Pension Liability as a % of Covered Payroll	Plan Fiduciary Net Position as a % of Total Pension Liability
2015	1.0304%	\$ 105,082,027	\$ 318,765,912	32.97%	0.50%
2016	1.0305%	120,099,848	318,052,965	37.76%	0.97%
2017	1.0708%	114,496,028	341,448,528	33.53%	1.64%
2018	1.0495%	111,081,678	340,995,813	32.58%	2.15%
2019 (2)	1.0580%	118,375,855	353,961,009	33.44%	2.63%
2020 (3)	1.0578%	129,160,835	367,480,557	35.15%	3.00%

(1) Year ended 2018 change in FRSP discount rate due to a revised rate of return at the 2018 Actuarial Assumptions Conference.

(2) Year ended 2019 change in the FRSP discount rate due to a revised long-term expected rate of return. Year ended 2019 change in the HIS discount rate due to a change in the Bond Buyer General Obligation 20-Bond Municipal Bond Index.

(3) The municipal bond rate used to determine total pension liability for the HIS Plan was decreased from 3.50 percent to 2.21 percent, and the mortality assumption was changed from the Generational RP-2000 with Projection Scale BB tables to the PUB-2010 base table, projected generationally with Scale MP-2018.

(4) 2015 restated to reflect covered payroll during the measurement period rather than during the fiscal year.

GASB Statement Number 68, "Accounting and Financial Reporting for Pensions", was implemented in fiscal year 2015 requiring ten year trend data. Additional years will be displayed as the data becomes available. The amounts presented for each fiscal year were determined as of the June 30 year end that occurred within the fiscal year.

Pinellas County, Florida
REQUIRED SUPPLEMENTARY INFORMATION
September 30, 2020

SCHEDULE OF COMPONENT UNITS' PROPORTIONATE SHARE OF NET PENSION LIABILITY
FRS PENSION PLAN
Last Ten Fiscal Years

<u>Year ended</u>	<u>Component Unit's Proportion of Net Pension Liability</u>	<u>Component Unit's Proportionate Share of Net Pension Liability</u>	<u>Component Unit's Covered Payroll</u>	<u>Component Unit's Proportionate Share of Net Pension Liability as a % of Covered Payroll</u>	<u>Plan Fiduciary Net Position as a % of Total Pension Liability</u>
2015	0.0031%	\$ 395,029	\$ 842,412	46.89%	92.00%
2016	0.0048%	1,221,998	1,608,681	75.96%	84.88%
2017	0.0057%	1,696,740	1,723,281	98.46%	83.89%
2018 (1)	0.0053%	1,792,409	1,919,331	93.39%	84.26%
2019 (2)	0.0051%	1,743,105	1,636,476	106.52%	82.61%
2020	0.0051%	2,205,931	1,751,638	125.94%	78.85%

SCHEDULE OF COMPONENT UNITS' PROPORTIONATE SHARE OF NET PENSION LIABILITY
HIS PENSION PLAN
Last Ten Fiscal Years

<u>Year ended</u>	<u>Component Unit's Proportion of Net Pension Liability</u>	<u>Component Unit's Proportionate Share of Net Pension Liability</u>	<u>Component Unit's Covered Payroll</u>	<u>Component Unit's Proportionate Share of Net Pension Liability as a % of Covered Payroll</u>	<u>Plan Fiduciary Net Position as a % of Total Pension Liability</u>
2015	0.0034%	\$ 345,584	\$ 1,028,047	33.62%	0.50%
2016	0.0054%	631,750	1,673,382	37.75%	0.97%
2017	0.0054%	575,286	1,723,281	33.38%	1.64%
2018 (1)	0.0051%	635,940	1,919,331	33.13%	2.15%
2019 (2)	0.0050%	554,779	1,636,476	33.90%	2.63%
2020 (3)	0.0050%	608,466	1,751,638	34.74%	3.00%

(1) Restated 2018 Proportion of Net Pension Liability. Year ended 2018 change in the FRSP discount rate due to a revised rate of return assumption at the 2018 FRS Actuarial Assumptions Conference.

(2) Year ended 2019 change in the FRSP discount rate due to a revised long-term expected rate of return. Year ended 2019 change in the HIS discount rate due to a change in the Bond Buyer General Obligation 20-Bond Municipal Bond Index.

(3) The municipal bond rate used to determine total pension liability for the HIS Plan was decreased from 3.50 percent to 2.21 percent, and the mortality assumption was changed from the Generational RP-2000 with Projection Scale BB tables to the PUB-2010 base table, projected generationally with Scale MP-2018.

GASB Statement Number 68, "Accounting and Financial Reporting for Pensions" was implemented in fiscal year 2015 requiring ten year trend data. Additional years will be displayed as the data becomes available. The amounts presented for each fiscal year were determined as of the June 30 year end that occurred within the fiscal year.

Pinellas County, Florida
REQUIRED SUPPLEMENTARY INFORMATION
September 30, 2020

**SCHEDULE OF PRIMARY GOVERNMENT'S CONTRIBUTIONS
FRS PENSION PLAN
Last Ten Fiscal Years**

Year ended	Contractually Required Contribution	Contribution in relation to the Contractually Required Contribution	Contribution Deficiency	Primary Government Covered Payroll	Contributions as a % of Covered Payroll
2015	\$ 28,698,258	\$ 28,698,258	\$ -	\$ 270,666,486	10.60%
2016	30,983,004	30,983,004	-	274,505,657	11.29%
2017	32,828,368	32,828,368	-	281,612,709	11.66%
2018 (1)	35,342,312	35,342,312	-	286,172,731	12.35%
2019 (2)	38,658,132	38,658,132	-	295,111,684	13.10%
2020	45,519,478	45,519,478	-	302,867,551	15.03%

**SCHEDULE OF PRIMARY GOVERNMENT'S CONTRIBUTIONS
HIS PENSION PLAN
Last Ten Fiscal Years**

Year ended	Contractually Required Contribution	Contribution in relation to the Contractually Required Contribution	Contribution Deficiency	Primary Government Covered Payroll	Contributions as a % of Covered Payroll
2015	\$ 5,231,284	\$ 5,231,284	\$ -	\$ 314,653,905	1.66%
2016	5,346,472	5,346,472	-	322,126,733	1.66%
2017	5,545,328	5,545,328	-	333,915,993	1.66%
2018	5,687,317	5,687,317	-	343,448,353	1.66%
2019 (3)	5,927,757	5,927,757	-	357,093,767	1.66%
2020	6,142,707	6,142,707	-	370,371,920	1.66%

(1) Year ended 2018 change in FRSP discount rate due to a revised rate of return at the 2018 Actuarial Assumptions Conference.

(2) Year ended 2019 change in the FRSP discount rate due to a revised long-term expected rate of return.

(3) Year ended 2019 change in the HIS discount rate due to a change in the Bond Buyer General Obligation 20-Bond Municipal Bond Index.

GASB Statement Number 68, "Accounting and Financial Reporting for Pensions", was implemented in fiscal year 2015 requiring ten year trend data. Additional years will be displayed as the data becomes available.

Pinellas County, Florida
REQUIRED SUPPLEMENTARY INFORMATION
September 30, 2020

SCHEDULE OF COMPONENT UNITS' CONTRIBUTIONS
FRS PENSION PLAN
Last Ten Fiscal Years

Year ended	Contractually Required Contribution	Contribution in relation to the Contractually Required Contribution	Contribution Deficiency	Component Unit's Covered Payroll	Contributions as a % of Covered Payroll
2015	\$ 91,684	\$ 91,684	\$ -	\$ 1,076,333	8.52%
2016	133,034	133,034	-	1,649,002	8.07%
2017	137,679	137,679	-	1,738,653	7.92%
2018 (1)	173,609	173,609	-	1,860,946	9.33%
2019 (2)	157,954	157,954	-	1,681,234	9.40%
2020	178,347	178,347	-	1,751,638	10.18%

SCHEDULE OF COMPONENT UNITS' CONTRIBUTIONS
HIS PENSION PLAN
Last Ten Fiscal Years

Year ended	Contractually Required Contribution	Contribution in relation to the Contractually Required Contribution	Contribution Deficiency	Component Unit's Covered Payroll	Contributions as a % of Covered Payroll
2015	\$ 17,587	\$ 17,587	\$ -	\$ 1,280,607	1.37%
2016	43,289	43,289	-	611,777	6.35%
2017	43,783	43,783	-	793,164	5.52%
2018	33,710	33,710	-	2,048,170	4.54%
2019 (3)	27,365	27,365	-	1,681,234	1.63%
2020	29,353	29,353	-	1,751,638	1.68%

(1) Year ended 2018 change in FRSP discount rate due to a revised rate of return assumption at the 2018 FRS Actuarial Assumptions Conference.

(2) Year ended 2019 change in the FRSP discount rate due to a revised long-term expected rate of return.

(3) Year ended 2019 change in the HIS discount rate due to a change in the Bond Buyer General Obligation 20-Bond Municipal Bond Index.

GASB Statement Number 68, "Accounting and Financial Reporting for Pensions", was implemented in fiscal year 2015 requiring ten year trend data. Additional years will be displayed as the data becomes available.

COMBINING AND INDIVIDUAL FUND STATEMENTS AND SCHEDULES

NONMAJOR GOVERNMENTAL FUNDS

SPECIAL REVENUE FUNDS

BOARD OF COUNTY COMMISSIONERS

County Transportation Trust - to account for the operation and maintenance of County roads as authorized by Section 336.022, Florida Statutes. These activities include road and right of way maintenance; bridge maintenance and operation; traffic engineering; traffic signal operation, including Intelligent Transportation Systems; traffic control signage and striping; sidewalk repair and construction; and maintenance of ditches, culverts, and other drainage facilities. Funds are provided from fuel taxes collected and distributed by the State of Florida, including local option fuel taxes levied by the County.

Health Department - to account for the collection and subsequent distribution of a dedicated ad valorem property tax for the delivery of health-related services to County residents. Pursuant to Chapter 154.02, Florida Statutes, the County distributes proceeds from this special revenue fund to the Pinellas County Health Department (PCHD) through an annual contract for service.

School Crossing Guard Trust - to account for collection and distribution of a surcharge on parking fines assessed under Ordinance 93-33 as codified in County Code 122-32(6) and authorized by Section 318.21(3), Florida Statutes for funding training programs for school crossing guards.

Health Program – to account for the delivery of indigent health care services. The fund was created under resolution number 12-29. The County receives funding from local hospitals that is restricted for these services.

Community Development Grant - to account for housing grants received from the federal government and related programs. Public hearings are held to determine the benefit areas of the County and the specific use of funds.

State Housing Initiatives Partnership (SHIP) - to account for revenues received from the State Housing Initiatives Partnership (SHIP). Pinellas County participates in the SHIP program as authorized pursuant to Section 420.907, Florida Statutes. Under Ordinance 93-30 the County is authorized to make affordable housing available for very low-income, low-income, and moderate-income persons including persons who have special housing needs, such as, but not limited to, homeless people and persons with disabilities. Funds may be used for emergency repairs, new construction, rehabilitation, down payment and closing cost assistance, impact fees, construction and gap financing, mortgage buy-downs, acquisition of property for affordable housing, matching for federal housing grants and programs, and home ownership counseling.

Gifts for Animal Welfare Trust - to account for gifts, grants and awards of money from public and private donors for the exclusive use, welfare and benefit of domestic animals within Pinellas County, as authorized by resolution number 89-244.

NONMAJOR GOVERNMENTAL FUNDS

SPECIAL REVENUE FUNDS

BOARD OF COUNTY COMMISSIONERS – continued

Tree Bank - to account for civil penalties levied for violations of the County's tree ordinance and revenue from the sale of timber from County-owned and managed property. Funds are used to acquire, protect, and maintain native vegetative communities, public land for the placement of acquired trees, and vegetation for placement on public properties as authorized by Section 23 of County Ordinance 90-16 and County Ordinance 15-26.

Public Library Cooperative - to account for a dedicated property tax that provides access to library services to residents of the unincorporated areas of the County. The cooperative's purpose is to extend library services to unincorporated areas and participating municipalities without library services and improve library services to residents in participating municipalities and library tax districts with library services. The Municipal Service Taxing Unit is authorized by Section 125.01(1)(q), Florida Statutes and Ordinance 89-5.

STAR Center - to account for the operations of the Pinellas County Young-Rainey Science, Technology and Research (STAR) Center under the Industrial Development Authority authorized by Section 159.45, Florida Statutes.

Emergency Communications 911 System - to account for the Emergency Communications Program. Fees are derived from charges assessed on land-based telephone lines, wireless communication services, and pre-paid wireless services retail transactions in accordance with Sections 365.172 and 365.173, Florida Statutes.

Contractor Licensing Department – to account for the County operations of the Construction and Licensing Department, authorized by a 2019 Inter-local Agreement between the Board of County Commissioners (BCC) and the Pinellas County Construction and Licensing Board (PCCLB). Funding is derived from the service charges paid by the PCCLB.

Fire Districts – to account for twelve (12) dependent Fire Districts that serve unincorporated Pinellas County residents as authorized by Sections 189 and 200.001, Florida Statutes and Laws of Florida, Chapter 73-600. Revenues are derived from an ad valorem property tax levied on property owners within each fire district and are distributed to the contracted service providers for fire protection services.

Air Quality - Tag Fee - to account for fees used for air pollution control of emissions from mobile sources pursuant to Section 320.03(6), Florida Statutes.

NONMAJOR GOVERNMENTAL FUNDS

SPECIAL REVENUE FUNDS

BOARD OF COUNTY COMMISSIONERS – continued

Palm Harbor Community Services District - to account for a dedicated property tax providing recreation and library services to residents of the Palm Harbor area. The Municipal Service Taxing Unit is authorized by Section 125.01(1)(q), Florida Statutes and County Ordinance 85-28.

Feather Sound Community Services District - to account for a dedicated property tax providing street lighting and the acquisition, development, and maintenance of recreational areas and greenspace to residents of the Feather Sound area. The Municipal Service Taxing Unit is authorized by Section 125.01(1)(q), Florida Statutes and Ordinance 90-25.

East Lake Community Services District - to account for a dedicated property tax for providing library and recreational services to residents of the East Lake area. The Municipal Service Taxing Unit is authorized by Section 125.01(1)(q), Florida Statutes, Ordinance 13-11 and Ordinance 14-30.

Drug Abuse Trust - to account for additional assessments levied by the court against drug offenders, providing financial assistance grants for qualified local drug abuse treatment and education programs, pursuant to Section 893.165, Florida Statutes.

Building Services - to account for permit fees collected and use to fund permitting and inspections on building, mechanical, electrical, and plumbing development projects for residential and commercial properties to ensure compliance with the Florida Building Code, Section 553.73, Florida Statutes.

Special Assessments - to account for the paving of neighborhood streets, provision of streetlights and their operation, navigational dredging and local drainage improvements in the unincorporated area of the County as authorized by Laws of Florida, Chapter 63-1783 and Ordinance 18-38.

Pinellas County Community Redevelopment Agency – to account for Tax Increment Financing (TIF) used to leverage public funds to promote private sector activity in the Lealman Community Redevelopment Area (CRA) district. The Pinellas County Board of County Commissioners declared the Lealman Study Area of the County to be a blighted area (“Lealman Community Redevelopment Area”). By its Resolution No. 16-40 the Board approved the Lealman Community Redevelopment Area Plan. As this district is in the County's unincorporated area, the General Fund contributes TIF resources based on both the Countywide and the Municipal Service Taxing Unit (MSTU) property tax collections. The County's obligation to annually appropriate to the fund continues until 2046. The creation of the CRA district is enabled by the Community Redevelopment Act of 1969, as amended, and codified as Part III, Chapter 163, Florida Statutes (the "Redevelopment Act").

NONMAJOR GOVERNMENTAL FUNDS

SPECIAL REVENUE FUNDS

BOARD OF COUNTY COMMISSIONERS – continued

Surface Water Utility - to account for surface water management services funded by surface water assessments in the unincorporated areas of the County and based upon the impervious surfaces on property, as authorized by Section 403.0893, Florida Statutes; Chapter 58, Article XVII Pinellas County Code, and Ordinance 13-14, as amended by Ordinances 17-11 and 18-3.

Intergovernmental Radio Communication - to account for the surcharge fee received from each moving traffic violation. The fee is collected under Section 318.21(9), Florida Statutes. This revenue is used to develop, implement, and support law enforcement communication capabilities.

Community Housing Trust – to account for funds to address community housing needs. Recognizing the lack of affordable housing in Pinellas County, the Board of County Commissioners adopted Resolution 05-237 authorizing the establishment of the Pinellas Community Housing Program to address the community housing needs by funding authorized programs through a Housing Trust Fund. Through Ordinance 06-28 as amended by Ordinance 09-44, monies from the Housing Trust Fund are utilized to assist in the development and provision of affordable community housing within the County; to help in the preservation and expansion of the supply of such housing; to ensure that adequate sites for affordable community housing exist and remain available; to assist in the continued elimination of substandard housing conditions; to provide direct financial and technical assistance to qualified housing projects or eligible individuals; and to fund approved, eligible operating expenditures related to the provision of and development of affordable community housing.

Tourist Development Council - to account for the 6% tax on rents collected for all temporary lodgings. This tax was initially approved by a voter referendum in 1978 to promote tourism and has been subsequently increased to help fund beach renourishment and tourism-related capital projects throughout the County. Authorization for this fund comes from Section 125.0104, Florida Statutes and Code Sections 118.31-118.42. The tax rate was raised to the current 6% level on January 1, 2016.

NONMAJOR GOVERNMENTAL FUNDS

SPECIAL REVENUE FUNDS

CONSTITUTIONAL OFFICERS

Tax Collector - to account for the general operations of the Tax Collector as authorized by Florida Statutes, and includes all transactions which are not accounted for in an agency fund.

Supervisor of Elections - to account for the general operations of the Supervisor of Elections as authorized by Florida Statutes.

Property Appraiser - to account for the general operations of the Property Appraiser as authorized by Florida Statutes.

Clerk of the Circuit Court and Comptroller -

General Operation - to account for the general operations of the Clerk as Clerk and Comptroller to the Board of County Commissioners and County recorder as authorized by Chapter 28, Florida Statutes.

Court - to account for the fee-funded court operations of the Clerk of the Circuit Court as authorized by Section 28.37, Florida Statutes.

Public Records Modernization - to account for revenues earmarked for equipment, personnel training and technical assistance in modernizing the public records system and to pay for court-related technology needs as authorized by Section 28.24, Florida Statutes.

Pinellas County, Florida
COMBINING BALANCE SHEET
NONMAJOR GOVERNMENTAL FUNDS
September 30, 2020

	<u>Special Revenue Funds</u>
ASSETS	
Cash	\$ 101,452,120
Investments	61,447,148
Accounts and notes receivable, net	52,074,325
Assessments receivable	311,017
Accrued interest receivable	250,545
Due from other funds	6,971,946
Due from other governments	9,520,271
Inventory	4,379,694
Prepaid items	1,419,175
Other assets	581,274
Total assets	<u><u>\$ 238,407,515</u></u>
LIABILITIES, DEFERRED INFLOWS OF RESOURCES AND FUND BALANCES	
LIABILITIES	
Vouchers payable	\$ 10,162,008
Due to other funds	19,310,075
Due to other governments	7,035,234
Accrued liabilities	5,361,783
Deposits and other current liabilities	1,370,916
Unearned revenue	622,357
Total liabilities	<u><u>43,862,373</u></u>
DEFERRED INFLOWS OF RESOURCES	
Unavailable revenue - notes receivable	51,632,937
Total deferred inflows of resources	<u><u>51,632,937</u></u>
FUND BALANCES	
Nonspendable	5,798,869
Restricted	135,653,500
Committed	1,459,836
Total fund balances	<u><u>142,912,205</u></u>
Total liabilities, deferred inflows of resources and fund balances	<u><u>\$ 238,407,515</u></u>

See accompanying independent auditor's report.

Pinellas County, Florida
COMBINING STATEMENT OF REVENUES, EXPENDITURES AND CHANGES IN FUND BALANCES
NONMAJOR GOVERNMENTAL FUNDS
For the year ended September 30, 2020

	<u>Special Revenue Funds</u>
REVENUES	
Taxes	\$ 103,043,553
Licenses and permits	7,379,467
Intergovernmental	27,678,172
Charges for services	38,816,222
Fines and forfeitures	5,075,188
Special assessments	21,639,322
Investment income	3,268,786
Miscellaneous	15,705,584
Total revenues	<u>222,606,294</u>
EXPENDITURES	
Current	
General government	94,041,490
Public safety	34,664,861
Physical environment	21,920,912
Transportation	31,609,779
Economic environment	76,539,012
Human services	8,156,215
Culture and recreation	9,717,332
Debt service	
Principal retirement	190,843
Interest and fiscal charges	17,639
Total expenditures	<u>276,858,083</u>
Excess (deficiency) of revenues over (under) expenditures	<u>(54,251,789)</u>
OTHER FINANCING SOURCES (USES)	
Distribution of excess court revenue to the State	(34,864)
Transfers in	67,087,380
Transfers out	(20,005,375)
Total other financing sources (uses)	<u>47,047,141</u>
Net change in fund balances	(7,204,648)
Fund balances - beginning	150,116,853
Fund balances - ending	<u>\$ 142,912,205</u>

See accompanying independent auditor's report.

Pinellas County, Florida
COMBINING BALANCE SHEET
NONMAJOR SPECIAL REVENUE FUNDS
September 30, 2020

	County Transportation Trust	Health Department	School Crossing Guard Trust
ASSETS			
Cash	\$ 7,125,999	\$ 2,323,308	\$ 82,538
Investments	3,825,183	846,066	29,204
Accounts and notes receivable, net	1,050	-	-
Assessments receivable	-	-	-
Accrued interest receivable	15,601	3,549	122
Due from other funds	-	44,600	1,125
Due from other governments	5,874,466	-	-
Inventory	4,313,894	-	-
Prepaid items	-	-	-
Other assets	-	-	-
Total assets	<u>\$ 21,156,193</u>	<u>\$ 3,217,523</u>	<u>\$ 112,989</u>
LIABILITIES, DEFERRED INFLOWS OF RESOURCES AND FUND BALANCES			
LIABILITIES			
Vouchers payable	\$ 825,480	\$ -	\$ -
Due to other funds	-	-	-
Due to other governments	1,389,915	1,350,318	-
Accrued liabilities	834,905	-	-
Deposits and other current liabilities	-	-	-
Unearned revenue	-	-	-
Total liabilities	<u>3,050,300</u>	<u>1,350,318</u>	<u>-</u>
DEFERRED INFLOWS OF RESOURCES			
Unavailable revenue - notes receivable	-	-	-
Total deferred inflows of resources	<u>-</u>	<u>-</u>	<u>-</u>
FUND BALANCES			
Nonspendable	4,313,894	-	-
Restricted	13,791,999	1,867,205	112,989
Committed	-	-	-
Total fund balances	<u>18,105,893</u>	<u>1,867,205</u>	<u>112,989</u>
Total liabilities, deferred inflows of resources and fund balances	<u>\$ 21,156,193</u>	<u>\$ 3,217,523</u>	<u>\$ 112,989</u>

See accompanying independent auditor's report.

Health Program	Community Development Grant	State Housing Initiatives Partnership (SHIP)	Gifts for Animal Welfare Trust	Tree Bank
\$ 76,648	\$ 2,444,777	\$ 2,092,184	\$ 405,100	\$ 160,907
791,843	1,594,072	2,757,997	251,235	938
-	25,582,614	21,788,800	-	-
-	-	-	-	-
3,189	6,371	11,201	1,033	13
-	-	-	-	-
-	1,564,757	-	-	-
-	-	-	-	-
-	578,468	-	-	-
-	-	-	-	-
<u>\$ 871,680</u>	<u>\$ 31,771,059</u>	<u>\$ 26,650,182</u>	<u>\$ 657,368</u>	<u>\$ 161,858</u>

\$ -	\$ 613,762	\$ 93,536	\$ 291	\$ -
-	693	116	-	-
450,579	182,685	-	-	-
-	65,399	-	2,948	-
-	7,876	-	-	-
-	-	-	-	-
<u>450,579</u>	<u>870,415</u>	<u>93,652</u>	<u>3,239</u>	<u>-</u>
-	25,486,917	21,786,519	-	-
-	25,486,917	21,786,519	-	-
-	578,468	-	-	-
421,101	4,835,259	4,770,011	654,129	-
-	-	-	-	161,858
<u>421,101</u>	<u>5,413,727</u>	<u>4,770,011</u>	<u>654,129</u>	<u>161,858</u>
<u>\$ 871,680</u>	<u>\$ 31,771,059</u>	<u>\$ 26,650,182</u>	<u>\$ 657,368</u>	<u>\$ 161,858</u>

Pinellas County, Florida
COMBINING BALANCE SHEET
NONMAJOR SPECIAL REVENUE FUNDS
September 30, 2020

	Public Library Cooperative	STAR Center	Emergency Communications 911 System
ASSETS			
Cash	\$ 166,975	\$ 3,316,086	\$ 707,199
Investments	118,089	919,809	5,279,678
Accounts and notes receivable, net	-	304,953	-
Assessments receivable	-	-	-
Accrued interest receivable	484	3,824	21,075
Due from other funds	30,989	-	-
Due from other governments	-	-	1,407,683
Inventory	-	-	-
Prepaid items	-	-	18,551
Other assets	-	-	-
Total assets	<u>\$ 316,537</u>	<u>\$ 4,544,672</u>	<u>\$ 7,434,186</u>
LIABILITIES, DEFERRED INFLOWS OF RESOURCES AND FUND BALANCES			
LIABILITIES			
Vouchers payable	\$ -	\$ 177,551	\$ 272,861
Due to other funds	-	-	-
Due to other governments	-	10,002	-
Accrued liabilities	-	43,587	241,599
Deposits and other current liabilities	-	-	-
Unearned revenue	-	-	-
Total liabilities	<u>-</u>	<u>231,140</u>	<u>514,460</u>
DEFERRED INFLOWS OF RESOURCES			
Unavailable revenue - notes receivable	<u>-</u>	<u>-</u>	<u>-</u>
Total deferred inflows of resources	<u>-</u>	<u>-</u>	<u>-</u>
FUND BALANCES			
Nonspendable	-	-	18,551
Restricted	316,537	4,313,532	6,901,175
Committed	-	-	-
Total fund balances	<u>316,537</u>	<u>4,313,532</u>	<u>6,919,726</u>
Total liabilities, deferred inflows of resources and fund balances	<u>\$ 316,537</u>	<u>\$ 4,544,672</u>	<u>\$ 7,434,186</u>

See accompanying independent auditor's report.

Construction Licensing Board	Fire Districts	Air Quality - Tag Fee	Palm Harbor Community Services District	Feather Sound Community Services District
\$ 1,149,235	\$ 12,668,708	\$ 396,504	\$ 110,223	\$ 17,681
42,466	14,542,926	252,697	51,582	17,354
895	-	-	-	-
-	-	-	-	-
168	59,265	1,043	216	71
-	130,601	-	14,370	1,579
-	-	144,088	-	-
-	-	-	-	-
-	-	-	-	-
-	-	-	-	-
<u>\$ 1,192,764</u>	<u>\$ 27,401,500</u>	<u>\$ 794,332</u>	<u>\$ 176,391</u>	<u>\$ 36,685</u>
\$ 16,613	\$ 6,798	\$ 51,687	\$ -	\$ -
295,275	-	-	-	463
-	606,569	-	-	-
49,367	9,489	58,283	-	-
-	-	-	-	-
-	-	-	-	-
<u>361,255</u>	<u>622,856</u>	<u>109,970</u>	<u>-</u>	<u>463</u>
<u>-</u>	<u>-</u>	<u>-</u>	<u>-</u>	<u>-</u>
<u>-</u>	<u>-</u>	<u>-</u>	<u>-</u>	<u>-</u>
-	-	-	-	-
831,509	26,778,644	684,362	176,391	36,222
-	-	-	-	-
<u>831,509</u>	<u>26,778,644</u>	<u>684,362</u>	<u>176,391</u>	<u>36,222</u>
<u>\$ 1,192,764</u>	<u>\$ 27,401,500</u>	<u>\$ 794,332</u>	<u>\$ 176,391</u>	<u>\$ 36,685</u>

CONTINUED

Pinellas County, Florida
COMBINING BALANCE SHEET
NONMAJOR SPECIAL REVENUE FUNDS
September 30, 2020

	East Lake Community Services District	Drug Abuse Trust	Building Services
ASSETS			
Cash	\$ 60,750	\$ 10,801	\$ 2,408,578
Investments	48,707	13,188	361,568
Accounts and notes receivable, net	-	-	168
Assessments receivable	-	-	-
Accrued interest receivable	200	54	1,485
Due from other funds	16,904	3,137	-
Due from other governments	-	-	-
Inventory	-	-	-
Prepaid items	-	-	-
Other assets	-	-	-
Total assets	<u>\$ 126,561</u>	<u>\$ 27,180</u>	<u>\$ 2,771,799</u>
LIABILITIES, DEFERRED INFLOWS OF RESOURCES AND FUND BALANCES			
LIABILITIES			
Vouchers payable	\$ -	\$ -	\$ 63,699
Due to other funds	-	-	-
Due to other governments	-	-	54,525
Accrued liabilities	-	-	249,110
Deposits and other current liabilities	-	-	-
Unearned revenue	-	-	-
Total liabilities	<u>-</u>	<u>-</u>	<u>367,334</u>
DEFERRED INFLOWS OF RESOURCES			
Unavailable revenue - notes receivable	-	-	-
Total deferred inflows of resources	<u>-</u>	<u>-</u>	<u>-</u>
FUND BALANCES			
Nonspendable	-	-	-
Restricted	126,561	27,180	2,404,465
Committed	-	-	-
Total fund balances	<u>126,561</u>	<u>27,180</u>	<u>2,404,465</u>
Total liabilities, deferred inflows of resources and fund balances	<u>\$ 126,561</u>	<u>\$ 27,180</u>	<u>\$ 2,771,799</u>

See accompanying independent auditor's report.

<u>Special Assessments</u>	<u>Pinellas County Community Redevelopment Agency</u>	<u>Surface Water Utility</u>	<u>Intergovernmental Radio Communication</u>	<u>Community Housing Trust</u>
\$ 848,617	\$ 567,181	\$ 12,243,789	\$ 32,991	\$ 960,753
423,706	1,949,175	3,798,831	402	335,820
-	-	405	-	4,359,501
311,017	-	-	-	-
1,762	7,873	15,936	3	1,405
16,626	-	90,969	37,372	-
-	-	406,886	-	-
-	-	-	-	-
-	-	-	-	-
-	-	-	-	-
<u>\$ 1,601,728</u>	<u>\$ 2,524,229</u>	<u>\$ 16,556,816</u>	<u>\$ 70,768</u>	<u>\$ 5,657,479</u>
\$ 221,820	\$ 83,663	\$ 1,151,978	\$ -	\$ -
-	-	-	-	-
-	-	17,547	-	-
-	9,438	376,961	-	-
199	-	-	-	-
-	-	-	-	-
<u>222,019</u>	<u>93,101</u>	<u>1,546,486</u>	<u>-</u>	<u>-</u>
-	-	-	-	4,359,501
-	-	-	-	4,359,501
-	-	-	-	-
1,379,709	2,431,128	15,010,330	70,768	-
-	-	-	-	1,297,978
<u>1,379,709</u>	<u>2,431,128</u>	<u>15,010,330</u>	<u>70,768</u>	<u>1,297,978</u>
<u>\$ 1,601,728</u>	<u>\$ 2,524,229</u>	<u>\$ 16,556,816</u>	<u>\$ 70,768</u>	<u>\$ 5,657,479</u>

CONTINUED

Pinellas County, Florida
COMBINING BALANCE SHEET
NONMAJOR SPECIAL REVENUE FUNDS
September 30, 2020

	Constitutional Officers		
	Tourist Development Tax	Tax Collector	Supervisor of Elections
ASSETS			
Cash	\$ 13,020,456	\$ 18,670,507	\$ 1,760,978
Investments	23,194,612	-	-
Accounts and notes receivable, net	16,159	11,195	1,293
Assessments receivable	-	-	-
Accrued interest receivable	93,037	-	-
Due from other funds	6,298,825	96	-
Due from other governments	-	84	-
Inventory	-	-	65,800
Prepaid items	6,027	-	-
Other assets	-	-	580,981
Total assets	<u>\$ 42,629,116</u>	<u>\$ 18,681,882</u>	<u>\$ 2,409,052</u>
LIABILITIES, DEFERRED INFLOWS OF RESOURCES AND FUND BALANCES			
LIABILITIES			
Vouchers payable	\$ 5,003,603	\$ 154,498	\$ 487,869
Due to other funds	5,060	16,720,736	412,200
Due to other governments	102,392	1,146,335	1,296
Accrued liabilities	242,955	628,893	238,549
Deposits and other current liabilities	-	31,420	580,981
Unearned revenue	-	-	622,357
Total liabilities	<u>5,354,010</u>	<u>18,681,882</u>	<u>2,343,252</u>
DEFERRED INFLOWS OF RESOURCES			
Unavailable revenue - notes receivable	-	-	-
Total deferred inflows of resources	<u>-</u>	<u>-</u>	<u>-</u>
FUND BALANCES			
Nonspendable	6,027	-	65,800
Restricted	37,269,079	-	-
Committed	-	-	-
Total fund balances	<u>37,275,106</u>	<u>-</u>	<u>65,800</u>
Total liabilities, deferred inflows of resources and fund balances	<u>\$ 42,629,116</u>	<u>\$ 18,681,882</u>	<u>\$ 2,409,052</u>

See accompanying independent auditor's report.

Clerk of the Circuit Court and Comptroller

<u>Property Appraiser</u>	<u>General Operations</u>	<u>Court</u>	<u>Public Records Modernization</u>	<u>Total</u>
\$ 959,691	\$ 2,608,336	\$ 3,987,311	\$ 10,067,309	\$ 101,452,120
-	-	-	-	61,447,148
-	7,292	-	-	52,074,325
-	-	-	-	311,017
-	353	283	929	250,545
1,349	279,650	3,754	-	6,971,946
-	122,307	-	-	9,520,271
-	-	-	-	4,379,694
-	617,871	-	198,258	1,419,175
293	-	-	-	581,274
<u>\$ 961,333</u>	<u>\$ 3,635,809</u>	<u>\$ 3,991,348</u>	<u>\$ 10,266,496</u>	<u>\$ 238,407,515</u>
\$ 68,067	\$ 775,238	\$ 8,543	\$ 84,451	\$ 10,162,008
419,061	1,422,285	28,964	5,222	19,310,075
35,013	10,726	1,677,332	-	7,035,234
439,192	809,689	1,015,583	45,836	5,361,783
-	-	750,440	-	1,370,916
-	-	-	-	622,357
<u>961,333</u>	<u>3,017,938</u>	<u>3,480,862</u>	<u>135,509</u>	<u>43,862,373</u>
-	-	-	-	51,632,937
-	-	-	-	51,632,937
-	617,871	-	198,258	5,798,869
-	-	510,486	9,932,729	135,653,500
-	-	-	-	1,459,836
<u>-</u>	<u>617,871</u>	<u>510,486</u>	<u>10,130,987</u>	<u>142,912,205</u>
<u>\$ 961,333</u>	<u>\$ 3,635,809</u>	<u>\$ 3,991,348</u>	<u>\$ 10,266,496</u>	<u>\$ 238,407,515</u>

Pinellas County, Florida

COMBINING STATEMENT OF REVENUES, EXPENDITURES AND CHANGES IN FUND BALANCES
NONMAJOR SPECIAL REVENUE FUNDS
For the year ended September 30, 2020

	County Transportation Trust	Health Department	School Crossing Guard Trust
REVENUES			
Taxes	\$ 16,288,406	\$ 6,888,718	\$ -
Licenses and permits	100,781	-	-
Intergovernmental	11,118,933	-	-
Charges for services	-	-	-
Fines and forfeitures	156	-	16,507
Special assessments	-	-	-
Investment income	270,580	90,345	2,447
Miscellaneous	2,824,922	-	-
Total revenues	<u>30,603,778</u>	<u>6,979,063</u>	<u>18,954</u>
EXPENDITURES			
Current			
General government	-	-	-
Public safety	34,982	-	-
Physical environment	-	-	-
Transportation	30,395,043	-	-
Economic environment	-	-	-
Human services	-	6,242,169	-
Culture and recreation	-	-	-
Debt service			
Principal retirement	55,035	-	-
Interest and fiscal charges	10,289	-	-
Total expenditures	<u>30,495,349</u>	<u>6,242,169</u>	<u>-</u>
Excess (deficiency) of revenues over (under) expenditures	<u>108,429</u>	<u>736,894</u>	<u>18,954</u>
OTHER FINANCING SOURCES (USES)			
Distribution of excess court revenue to the State	-	-	-
Transfers in	-	43,845	-
Transfers out	<u>(3,700,000)</u>	<u>(195,170)</u>	<u>(10,000)</u>
Total other financing sources (uses)	<u>(3,700,000)</u>	<u>(151,325)</u>	<u>(10,000)</u>
Net change in fund balances	(3,591,571)	585,569	8,954
Fund balance - beginning	21,697,464	1,281,636	104,035
Fund balances - ending	<u>\$ 18,105,893</u>	<u>\$ 1,867,205</u>	<u>\$ 112,989</u>

See accompanying independent auditor's report.

Health Program	Community Development Grant	State Housing Initiatives Partnership (SHIP)	Gifts for Animal Welfare Trust	Tree Bank
\$ -	\$ -	\$ -	\$ -	\$ -
-	-	-	-	-
-	3,842,842	886,355	-	-
-	-	-	-	-
-	-	-	-	43,131
-	-	-	-	-
26,188	74,972	96,754	15,159	4,468
1,151,400	1,364,891	1,649,222	53,729	-
1,177,588	5,282,705	2,632,331	68,888	47,599
-	-	-	-	-
-	526,280	-	-	-
-	-	-	-	94,589
-	-	-	-	-
-	5,599,560	2,782,143	-	-
1,794,271	-	-	66,774	-
-	-	-	-	-
-	-	-	-	-
-	-	-	-	-
1,794,271	6,125,840	2,782,143	66,774	94,589
(616,683)	(843,135)	(149,812)	2,114	(46,990)
-	-	-	-	-
-	739,120	-	-	-
-	-	-	-	-
-	739,120	-	-	-
(616,683)	(104,015)	(149,812)	2,114	(46,990)
1,037,784	5,517,742	4,919,823	652,015	208,848
\$ 421,101	\$ 5,413,727	\$ 4,770,011	\$ 654,129	\$ 161,858

CONTINUED

Pinellas County, Florida

COMBINING STATEMENT OF REVENUES, EXPENDITURES AND CHANGES IN FUND BALANCES
NONMAJOR SPECIAL REVENUE FUNDS
For the year ended September 30, 2020

	Public Library Cooperative	STAR Center	Emergency Communications 911 System
REVENUES			
Taxes	\$ 5,924,383	\$ -	\$ -
Licenses and permits	-	-	-
Intergovernmental	-	17,391	5,255,587
Charges for services	-	-	-
Fines and forfeitures	-	-	-
Special assessments	-	-	-
Investment income	22,571	93,465	111,685
Miscellaneous	-	6,668,368	2,235
Total revenues	<u>5,946,954</u>	<u>6,779,224</u>	<u>5,369,507</u>
EXPENDITURES			
Current			
General government	-	-	-
Public safety	-	17,391	8,875,276
Physical environment	-	-	-
Transportation	-	-	-
Economic environment	-	6,069,899	-
Human services	-	-	-
Culture and recreation	5,757,731	-	-
Debt service			
Principal retirement	-	-	-
Interest and fiscal charges	-	-	-
Total expenditures	<u>5,757,731</u>	<u>6,087,290</u>	<u>8,875,276</u>
Excess (deficiency) of revenues over (under) expenditures	<u>189,223</u>	<u>691,934</u>	<u>(3,505,769)</u>
OTHER FINANCING SOURCES (USES)			
Distribution of excess court revenue to the State	-	-	-
Transfers in	30,195	-	5,575,830
Transfers out	<u>(168,069)</u>	<u>-</u>	<u>-</u>
Total other financing sources (uses)	<u>(137,874)</u>	<u>-</u>	<u>5,575,830</u>
Net change in fund balances	51,349	691,934	2,070,061
Fund balance - beginning	265,188	3,621,598	4,849,665
Fund balances - ending	<u>\$ 316,537</u>	<u>\$ 4,313,532</u>	<u>\$ 6,919,726</u>

See accompanying independent auditor's report.

Construction Licensing Board	Fire Districts	Air Quality - Tag Fee	Palm Harbor Community Services District	Feather Sound Community Services District
\$ -	\$ 19,774,786	\$ -	\$ 2,278,781	\$ 231,501
-	-	-	-	-
3,891	-	1,373,269	-	-
1,733,909	-	-	-	-
-	-	-	-	-
-	-	-	-	-
23,212	672,689	15,459	12,713	2,869
804,477	191,484	135	-	-
<u>2,565,489</u>	<u>20,638,959</u>	<u>1,388,863</u>	<u>2,291,494</u>	<u>234,370</u>
-	-	-	-	-
1,733,980	16,027,497	-	-	-
-	-	1,436,499	-	-
-	-	-	-	-
-	-	-	-	-
-	-	-	-	-
-	-	-	2,234,581	282,720
-	-	-	-	-
-	-	-	345	-
<u>1,733,980</u>	<u>16,027,497</u>	<u>1,436,499</u>	<u>2,234,926</u>	<u>282,720</u>
<u>831,509</u>	<u>4,611,462</u>	<u>(47,636)</u>	<u>56,568</u>	<u>(48,350)</u>
-	-	-	-	-
-	129,886	-	14,572	1,579
-	(579,835)	-	(65,034)	(6,943)
-	(449,949)	-	(50,462)	(5,364)
831,509	4,161,513	(47,636)	6,106	(53,714)
-	22,617,131	731,998	170,285	89,936
<u>\$ 831,509</u>	<u>\$ 26,778,644</u>	<u>\$ 684,362</u>	<u>\$ 176,391</u>	<u>\$ 36,222</u>

CONTINUED

Pinellas County, Florida

COMBINING STATEMENT OF REVENUES, EXPENDITURES AND CHANGES IN FUND BALANCES
NONMAJOR SPECIAL REVENUE FUNDS
For the year ended September 30, 2020

	East Lake Community Services District	Drug Abuse Trust	Building Services
REVENUES			
Taxes	\$ 1,479,436	\$ -	\$ -
Licenses and permits	-	-	7,278,686
Intergovernmental	-	-	67,779
Charges for services	-	34,397	28,253
Fines and forfeitures	-	-	2,218
Special assessments	-	-	-
Investment income	8,339	966	56,205
Miscellaneous	-	-	19,509
Total revenues	<u>1,487,775</u>	<u>35,363</u>	<u>7,452,650</u>
EXPENDITURES			
Current			
General government	-	-	-
Public safety	-	-	7,184,378
Physical environment	-	-	-
Transportation	-	-	-
Economic environment	-	-	-
Human services	-	53,001	-
Culture and recreation	1,442,300	-	-
Debt service			
Principal retirement	-	-	-
Interest and fiscal charges	232	-	-
Total expenditures	<u>1,442,532</u>	<u>53,001</u>	<u>7,184,378</u>
Excess (deficiency) of revenues over (under) expenditures	<u>45,243</u>	<u>(17,638)</u>	<u>268,272</u>
OTHER FINANCING SOURCES (USES)			
Distribution of excess court revenue to the State	-	-	-
Transfers in	16,986	-	-
Transfers out	<u>(42,483)</u>	<u>-</u>	<u>-</u>
Total other financing sources (uses)	<u>(25,497)</u>	<u>-</u>	<u>-</u>
Net change in fund balances	19,746	(17,638)	268,272
Fund balance - beginning	<u>106,815</u>	<u>44,818</u>	<u>2,136,193</u>
Fund balances - ending	<u>\$ 126,561</u>	<u>\$ 27,180</u>	<u>\$ 2,404,465</u>

See accompanying independent auditor's report.

Special Assessments	Pinellas County Community Redevelopment Agency	Surface Water Utility	Intergovernmental Radio Communication	Community Housing Trust
\$ -	\$ 1,373,704	\$ -	\$ -	\$ -
-	-	-	-	-
-	-	701,698	-	-
-	-	366,238	-	-
-	-	-	508,069	-
2,565,774	-	19,073,548	-	-
39,946	40,822	436,006	1,686	28,005
-	-	48,756	-	134,049
<u>2,605,720</u>	<u>1,414,526</u>	<u>20,626,246</u>	<u>509,755</u>	<u>162,054</u>
-	-	-	783,741	-
-	-	18,223	-	-
1,292,796	-	19,097,028	-	-
1,214,736	-	-	-	-
-	379,474	-	-	1,565
-	-	-	-	-
-	-	-	-	-
-	-	135,808	-	-
-	-	6,773	-	-
<u>2,507,532</u>	<u>379,474</u>	<u>19,257,832</u>	<u>783,741</u>	<u>1,565</u>
<u>98,188</u>	<u>1,035,052</u>	<u>1,368,414</u>	<u>(273,986)</u>	<u>160,489</u>
-	-	-	-	-
15,790	-	87,845	295,850	-
(53,458)	-	(285,430)	-	-
<u>(37,668)</u>	<u>-</u>	<u>(197,585)</u>	<u>295,850</u>	<u>-</u>
60,520	1,035,052	1,170,829	21,864	160,489
1,319,189	1,396,076	13,839,501	48,904	1,137,489
<u>\$ 1,379,709</u>	<u>\$ 2,431,128</u>	<u>\$ 15,010,330</u>	<u>\$ 70,768</u>	<u>\$ 1,297,978</u>

CONTINUED

Pinellas County, Florida

COMBINING STATEMENT OF REVENUES, EXPENDITURES AND CHANGES IN FUND BALANCES
NONMAJOR SPECIAL REVENUE FUNDS
For the year ended September 30, 2020

	<u>Constitutional Officers</u>		
	<u>Tourist Development Tax</u>	<u>Tax Collector</u>	<u>Supervisor of Elections</u>
REVENUES			
Taxes	\$ 48,803,838	\$ -	\$ -
Licenses and permits	-	-	-
Intergovernmental	246,881	-	-
Charges for services	-	12,600,558	846,403
Fines and forfeitures	-	-	-
Special assessments	-	-	-
Investment income	994,693	-	31
Miscellaneous	299,890	5,126	-
Total revenues	<u>50,345,302</u>	<u>12,605,684</u>	<u>846,434</u>
EXPENDITURES			
Current			
General government	-	26,820,517	10,735,210
Public safety	246,854	-	-
Physical environment	-	-	-
Transportation	-	-	-
Economic environment	61,706,371	-	-
Human services	-	-	-
Culture and recreation	-	-	-
Debt service			
Principal retirement	-	-	-
Interest and fiscal charges	-	-	-
Total expenditures	<u>61,953,225</u>	<u>26,820,517</u>	<u>10,735,210</u>
Excess (deficiency) of revenues over (under) expenditures	<u>(11,607,923)</u>	<u>(14,214,833)</u>	<u>(9,888,776)</u>
OTHER FINANCING SOURCES (USES)			
Distribution of excess court revenue to the State	-	-	-
Transfers in	-	24,283,946	10,127,320
Transfers out	<u>(3,537,907)</u>	<u>(10,069,113)</u>	<u>(195,979)</u>
Total other financing sources (uses)	<u>(3,537,907)</u>	<u>14,214,833</u>	<u>9,931,341</u>
Net change in fund balances	<u>(15,145,830)</u>	<u>-</u>	<u>42,565</u>
Fund balance - beginning	<u>52,420,936</u>	<u>-</u>	<u>23,235</u>
Fund balances - ending	<u>\$ 37,275,106</u>	<u>\$ -</u>	<u>\$ 65,800</u>

See accompanying independent auditor's report.

Clerk of the Circuit Court and Comptroller				
Property Appraiser	General Operations	Court	Public Records Modernization	Total
\$ -	\$ -	\$ -	\$ -	\$ 103,043,553
-	-	-	-	7,379,467
-	502,845	3,660,701	-	27,678,172
1,490,761	7,026,354	12,123,814	2,565,535	38,816,222
-	-	4,505,107	-	5,075,188
-	-	-	-	21,639,322
14,061	17,201	27,215	68,034	3,268,786
2,115	49,435	434,995	846	15,705,584
<u>1,506,937</u>	<u>7,595,835</u>	<u>20,751,832</u>	<u>2,634,415</u>	<u>222,606,294</u>
13,785,086	19,787,775	20,716,968	1,412,193	94,041,490
-	-	-	-	34,664,861
-	-	-	-	21,920,912
-	-	-	-	31,609,779
-	-	-	-	76,539,012
-	-	-	-	8,156,215
-	-	-	-	9,717,332
-	-	-	-	190,843
-	-	-	-	17,639
<u>13,785,086</u>	<u>19,787,775</u>	<u>20,716,968</u>	<u>1,412,193</u>	<u>276,858,083</u>
<u>(12,278,149)</u>	<u>(12,191,940)</u>	<u>34,864</u>	<u>1,222,222</u>	<u>(54,251,789)</u>
-	-	(34,864)	-	(34,864)
12,573,456	13,151,160	-	-	67,087,380
<u>(295,307)</u>	<u>(800,647)</u>	<u>-</u>	<u>-</u>	<u>(20,005,375)</u>
<u>12,278,149</u>	<u>12,350,513</u>	<u>(34,864)</u>	<u>-</u>	<u>47,047,141</u>
-	158,573	-	1,222,222	(7,204,648)
-	459,298	510,486	8,908,765	150,116,853
<u>\$ -</u>	<u>\$ 617,871</u>	<u>\$ 510,486</u>	<u>\$ 10,130,987</u>	<u>\$ 142,912,205</u>

CONCLUDED

Pinellas County, Florida
SCHEDULE OF REVENUES, EXPENDITURES AND
CHANGES IN FUND BALANCES - BUDGET AND ACTUAL
NONMAJOR SPECIAL REVENUE FUNDS
For the year ended September 30, 2020

	County Transportation Trust			
	<u>Original Budget</u>	<u>Final Budget</u>	<u>Actual</u>	<u>Variance with Final Budget</u>
REVENUES				
Taxes	\$ 17,334,560	\$ 17,334,560	\$ 16,288,406	\$ (1,046,154)
Licenses and permits	104,500	104,500	100,781	(3,719)
Intergovernmental	11,487,160	11,487,160	11,118,933	(368,227)
Fines and forfeitures	-	-	156	156
Investment income	285,000	285,000	270,580	(14,420)
Miscellaneous	2,152,370	2,152,370	2,824,922	672,552
Total revenues	<u>31,363,590</u>	<u>31,363,590</u>	<u>30,603,778</u>	<u>(759,812)</u>
EXPENDITURES				
Current				
Public safety	-	-	34,982	(34,982)
Transportation	36,149,800	36,149,800	30,395,043	5,754,757
Debt service				
Principal retirement	64,000	64,000	55,035	8,965
Interest and fiscal charges	16,000	16,000	10,289	5,711
Total expenditures	<u>36,229,800</u>	<u>36,229,800</u>	<u>30,495,349</u>	<u>5,734,451</u>
Excess (deficiency) of revenues over (under) expenditures	<u>(4,866,210)</u>	<u>(4,866,210)</u>	<u>108,429</u>	<u>4,974,639</u>
OTHER FINANCING SOURCES (USES)				
Transfers out	(3,700,000)	(3,700,000)	(3,700,000)	-
Reserves	<u>(7,398,200)</u>	<u>(7,398,200)</u>	<u>-</u>	<u>7,398,200</u>
Total other financing sources (uses)	<u>(11,098,200)</u>	<u>(11,098,200)</u>	<u>(3,700,000)</u>	<u>7,398,200</u>
Net change in fund balance	(15,964,410)	(15,964,410)	(3,591,571)	12,372,839
Fund balance - beginning	<u>15,964,410</u>	<u>15,964,410</u>	<u>21,697,464</u>	<u>5,733,054</u>
Fund balance - ending	<u>\$ -</u>	<u>\$ -</u>	<u>\$ 18,105,893</u>	<u>\$ 18,105,893</u>

Pinellas County, Florida
SCHEDULE OF REVENUES, EXPENDITURES AND
CHANGES IN FUND BALANCES - BUDGET AND ACTUAL
NONMAJOR SPECIAL REVENUE FUNDS
For the year ended September 30, 2020

	Health Department			Variance with
	<u>Original Budget</u>	<u>Final Budget</u>	<u>Actual</u>	<u>Final Budget</u>
REVENUES				
Taxes	\$ 6,768,440	\$ 6,768,440	\$ 6,888,718	\$ 120,278
Investment income	<u>27,340</u>	<u>27,340</u>	<u>90,345</u>	<u>63,005</u>
Total revenues	<u>6,795,780</u>	<u>6,795,780</u>	<u>6,979,063</u>	<u>183,283</u>
 EXPENDITURES				
Current				
Human services	<u>6,373,960</u>	<u>6,373,960</u>	<u>6,242,169</u>	<u>131,791</u>
Total expenditures	<u>6,373,960</u>	<u>6,373,960</u>	<u>6,242,169</u>	<u>131,791</u>
 Excess (deficiency) of revenues over (under) expenditures	<u>421,820</u>	<u>421,820</u>	<u>736,894</u>	<u>315,074</u>
 OTHER FINANCING SOURCES (USES)				
Transfers in	29,890	29,890	43,845	13,955
Transfers out	(215,550)	(215,550)	(195,170)	20,380
Reserves	<u>(1,302,050)</u>	<u>(1,302,050)</u>	<u>-</u>	<u>1,302,050</u>
Total other financing sources (uses)	<u>(1,487,710)</u>	<u>(1,487,710)</u>	<u>(151,325)</u>	<u>1,336,385</u>
 Net change in fund balance	(1,065,890)	(1,065,890)	585,569	1,651,459
 Fund balance - beginning	<u>1,065,890</u>	<u>1,065,890</u>	<u>1,281,636</u>	<u>215,746</u>
 Fund balance - ending	<u>\$ -</u>	<u>\$ -</u>	<u>\$ 1,867,205</u>	<u>\$ 1,867,205</u>

Pinellas County, Florida
SCHEDULE OF REVENUES, EXPENDITURES AND
CHANGES IN FUND BALANCES - BUDGET AND ACTUAL
NONMAJOR SPECIAL REVENUE FUNDS
For the year ended September 30, 2020

	School Crossing Guard Trust			
	<u>Original Budget</u>	<u>Final Budget</u>	<u>Actual</u>	<u>Variance with Final Budget</u>
REVENUES				
Fines and forfeitures	\$ 9,500	\$ 9,500	\$ 16,507	\$ 7,007
Investment income	1,040	1,040	2,447	1,407
Total revenues	<u>10,540</u>	<u>10,540</u>	<u>18,954</u>	<u>8,414</u>
EXPENDITURES				
Total expenditures	<u>-</u>	<u>-</u>	<u>-</u>	<u>-</u>
Excess (deficiency) of revenues over (under) expenditures	<u>10,540</u>	<u>10,540</u>	<u>18,954</u>	<u>8,414</u>
OTHER FINANCING SOURCES (USES)				
Transfers out	(10,000)	(10,000)	(10,000)	-
Reserves	<u>(97,830)</u>	<u>(97,830)</u>	<u>-</u>	<u>97,830</u>
Total other financing sources (uses)	<u>(107,830)</u>	<u>(107,830)</u>	<u>(10,000)</u>	<u>97,830</u>
Net change in fund balance	(97,290)	(97,290)	8,954	106,244
Fund balance - beginning	<u>97,290</u>	<u>97,290</u>	<u>104,035</u>	<u>6,745</u>
Fund balance - ending	<u>\$ -</u>	<u>\$ -</u>	<u>\$ 112,989</u>	<u>\$ 112,989</u>

Pinellas County, Florida
SCHEDULE OF REVENUES, EXPENDITURES AND
CHANGES IN FUND BALANCES - BUDGET AND ACTUAL
NONMAJOR SPECIAL REVENUE FUNDS
For the year ended September 30, 2020

	Health Program			Variance with
	<u>Original Budget</u>	<u>Final Budget</u>	<u>Actual</u>	<u>Final Budget</u>
REVENUES				
Investment income	\$ 67,310	\$ 67,310	\$ 26,188	\$ (41,122)
Miscellaneous	<u>1,151,400</u>	<u>1,151,400</u>	<u>1,151,400</u>	<u>-</u>
Total revenues	<u>1,218,710</u>	<u>1,218,710</u>	<u>1,177,588</u>	<u>(41,122)</u>
 EXPENDITURES				
Current				
Human services	<u>1,850,000</u>	<u>1,850,000</u>	<u>1,794,271</u>	<u>55,729</u>
Total expenditures	<u>1,850,000</u>	<u>1,850,000</u>	<u>1,794,271</u>	<u>55,729</u>
 Net change in fund balance	(631,290)	(631,290)	(616,683)	14,607
 Fund balance - beginning	<u>631,290</u>	<u>631,290</u>	<u>1,037,784</u>	<u>406,494</u>
 Fund balance - ending	<u>\$ -</u>	<u>\$ -</u>	<u>\$ 421,101</u>	<u>\$ 421,101</u>

Pinellas County, Florida
SCHEDULE OF REVENUES, EXPENDITURES AND
CHANGES IN FUND BALANCES - BUDGET AND ACTUAL
NONMAJOR SPECIAL REVENUE FUNDS
For the year ended September 30, 2020

	Community Development Grant			
	<u>Original Budget</u>	<u>Final Budget</u>	<u>Actual</u>	<u>Variance with Final Budget</u>
REVENUES				
Intergovernmental	\$ 10,685,700	\$ 12,906,790	\$ 3,842,842	\$ (9,063,948)
Investment income	59,150	59,150	74,972	15,822
Miscellaneous	<u>1,021,960</u>	<u>1,021,960</u>	<u>1,364,891</u>	<u>342,931</u>
Total revenues	<u>11,766,810</u>	<u>13,987,900</u>	<u>5,282,705</u>	<u>(8,705,195)</u>
EXPENDITURES				
Current				
Public safety	-	2,221,090	526,280	1,694,810
Economic environment	<u>17,116,470</u>	<u>17,116,470</u>	<u>5,599,560</u>	<u>11,516,910</u>
Total expenditures	<u>17,116,470</u>	<u>19,337,560</u>	<u>6,125,840</u>	<u>13,211,720</u>
Excess (deficiency) of revenues over (under) expenditures	<u>(5,349,660)</u>	<u>(5,349,660)</u>	<u>(843,135)</u>	<u>4,506,525</u>
OTHER FINANCING SOURCES (USES)				
Transfers in	<u>739,120</u>	<u>739,120</u>	<u>739,120</u>	<u>-</u>
Total other financing sources (uses)	<u>739,120</u>	<u>739,120</u>	<u>739,120</u>	<u>-</u>
Net change in fund balance	(4,610,540)	(4,610,540)	(104,015)	4,506,525
Fund balance - beginning	<u>4,610,540</u>	<u>4,610,540</u>	<u>5,517,742</u>	<u>907,202</u>
Fund balance - ending	<u>\$ -</u>	<u>\$ -</u>	<u>\$ 5,413,727</u>	<u>\$ 5,413,727</u>

Pinellas County, Florida
SCHEDULE OF REVENUES, EXPENDITURES AND
CHANGES IN FUND BALANCES - BUDGET AND ACTUAL
NONMAJOR SPECIAL REVENUE FUNDS
For the year ended September 30, 2020

	State Housing Initiatives Partnership (SHIP)			
	<u>Original Budget</u>	<u>Final Budget</u>	<u>Actual</u>	<u>Variance with Final Budget</u>
REVENUES				
Intergovernmental	\$ 700,000	\$ 700,000	\$ 886,355	\$ 186,355
Investment income	59,940	59,940	96,754	36,814
Miscellaneous	950,000	950,000	1,649,222	699,222
Total revenues	<u>1,709,940</u>	<u>1,709,940</u>	<u>2,632,331</u>	<u>922,391</u>
 EXPENDITURES				
Current				
Economic environment	<u>5,424,240</u>	<u>5,424,240</u>	<u>2,782,143</u>	<u>2,642,097</u>
Total expenditures	<u>5,424,240</u>	<u>5,424,240</u>	<u>2,782,143</u>	<u>2,642,097</u>
 Net change in fund balance	(3,714,300)	(3,714,300)	(149,812)	3,564,488
 Fund balance - beginning	<u>3,714,300</u>	<u>3,714,300</u>	<u>4,919,823</u>	<u>1,205,523</u>
 Fund balance - ending	<u>\$ -</u>	<u>\$ -</u>	<u>\$ 4,770,011</u>	<u>\$ 4,770,011</u>

Pinellas County, Florida

SCHEDULE OF REVENUES, EXPENDITURES AND
CHANGES IN FUND BALANCES - BUDGET AND ACTUAL
NONMAJOR SPECIAL REVENUE FUNDS
For the year ended September 30, 2020

	Gifts for Animal Welfare Trust			
	<u>Original Budget</u>	<u>Final Budget</u>	<u>Actual</u>	<u>Variance with Final Budget</u>
REVENUES				
Investment income	\$ 5,700	\$ 5,700	\$ 15,159	\$ 9,459
Miscellaneous	<u>95,000</u>	<u>95,000</u>	<u>53,729</u>	<u>(41,271)</u>
Total revenues	<u>100,700</u>	<u>100,700</u>	<u>68,888</u>	<u>(31,812)</u>
 EXPENDITURES				
Current				
Human services	<u>290,460</u>	<u>290,460</u>	<u>66,774</u>	<u>223,686</u>
Total expenditures	<u>290,460</u>	<u>290,460</u>	<u>66,774</u>	<u>223,686</u>
 Excess (deficiency) of revenues over (under) expenditures	<u>(189,760)</u>	<u>(189,760)</u>	<u>2,114</u>	<u>191,874</u>
 OTHER FINANCING SOURCES (USES)				
Reserves	<u>(273,750)</u>	<u>(273,750)</u>	<u>-</u>	<u>273,750</u>
Total other financing sources (uses)	<u>(273,750)</u>	<u>(273,750)</u>	<u>-</u>	<u>273,750</u>
 Net change in fund balance	(463,510)	(463,510)	2,114	465,624
 Fund balance - beginning	<u>463,510</u>	<u>463,510</u>	<u>652,015</u>	<u>188,505</u>
 Fund balance - ending	<u>\$ -</u>	<u>\$ -</u>	<u>\$ 654,129</u>	<u>\$ 654,129</u>

Pinellas County, Florida
SCHEDULE OF REVENUES, EXPENDITURES AND
CHANGES IN FUND BALANCES - BUDGET AND ACTUAL
NONMAJOR SPECIAL REVENUE FUNDS
For the year ended September 30, 2020

	Tree Bank			
	<u>Original Budget</u>	<u>Final Budget</u>	<u>Actual</u>	<u>Variance with Final Budget</u>
REVENUES				
Fines and forfeitures	\$ 55,100	\$ 55,100	\$ 43,131	\$ (11,969)
Investment income	<u>2,090</u>	<u>2,090</u>	<u>4,468</u>	<u>2,378</u>
Total revenues	<u>57,190</u>	<u>57,190</u>	<u>47,599</u>	<u>(9,591)</u>
 EXPENDITURES				
Current				
Physical environment	<u>98,270</u>	<u>98,270</u>	<u>94,589</u>	<u>3,681</u>
Total expenditures	<u>98,270</u>	<u>98,270</u>	<u>94,589</u>	<u>3,681</u>
 Excess (deficiency) of revenues over (under) expenditures	<u>(41,080)</u>	<u>(41,080)</u>	<u>(46,990)</u>	<u>(5,910)</u>
 OTHER FINANCING SOURCES (USES)				
Reserves	<u>(87,570)</u>	<u>(87,570)</u>	<u>-</u>	<u>87,570</u>
Total other financing sources (uses)	<u>(87,570)</u>	<u>(87,570)</u>	<u>-</u>	<u>87,570</u>
 Net change in fund balance	(128,650)	(128,650)	(46,990)	81,660
 Fund balance - beginning	<u>128,650</u>	<u>128,650</u>	<u>208,848</u>	<u>80,198</u>
 Fund balance - ending	<u>\$ -</u>	<u>\$ -</u>	<u>\$ 161,858</u>	<u>\$ 161,858</u>

Pinellas County, Florida
SCHEDULE OF REVENUES, EXPENDITURES AND
CHANGES IN FUND BALANCES - BUDGET AND ACTUAL
NONMAJOR SPECIAL REVENUE FUNDS
For the year ended September 30, 2020

	Public Library Cooperative			
	<u>Original Budget</u>	<u>Final Budget</u>	<u>Actual</u>	<u>Variance with Final Budget</u>
REVENUES				
Taxes	\$ 5,787,440	\$ 5,787,440	\$ 5,924,383	\$ 136,943
Investment income	15,600	15,600	22,571	6,971
Total revenues	<u>5,803,040</u>	<u>5,803,040</u>	<u>5,946,954</u>	<u>143,914</u>
 EXPENDITURES				
Current				
Culture and recreation	5,757,730	5,757,730	5,757,731	(1)
Debt service				
Interest and fiscal charges	<u>1,500</u>	<u>1,500</u>	<u>-</u>	<u>1,500</u>
Total expenditures	<u>5,759,230</u>	<u>5,759,230</u>	<u>5,757,731</u>	<u>1,499</u>
 Excess (deficiency) of revenues over (under) expenditures	<u>43,810</u>	<u>43,810</u>	<u>189,223</u>	<u>145,413</u>
 OTHER FINANCING SOURCES (USES)				
Transfers in	33,580	33,580	30,195	(3,385)
Transfers out	(172,080)	(172,080)	(168,069)	4,011
Reserves	<u>(116,730)</u>	<u>(116,730)</u>	<u>-</u>	<u>116,730</u>
Total other financing sources (uses)	<u>(255,230)</u>	<u>(255,230)</u>	<u>(137,874)</u>	<u>117,356</u>
 Net change in fund balance	(211,420)	(211,420)	51,349	262,769
 Fund balance - beginning	<u>211,420</u>	<u>211,420</u>	<u>265,188</u>	<u>53,768</u>
 Fund balance - ending	<u>\$ -</u>	<u>\$ -</u>	<u>\$ 316,537</u>	<u>\$ 316,537</u>

Pinellas County, Florida
SCHEDULE OF REVENUES, EXPENDITURES AND
CHANGES IN FUND BALANCES - BUDGET AND ACTUAL
NONMAJOR SPECIAL REVENUE FUNDS
For the year ended September 30, 2020

	STAR Center			Variance with
	Original Budget	Final Budget	Actual	Final Budget
REVENUES				
Intergovernmental	\$ -	\$ -	\$ 17,391	\$ 17,391
Investment income	68,400	68,400	93,465	25,065
Miscellaneous	7,185,570	7,185,570	6,668,368	(517,202)
Total revenues	7,253,970	7,253,970	6,779,224	(474,746)
EXPENDITURES				
Current				
Public safety	-	-	17,391	(17,391)
Economic environment	7,568,220	7,568,220	6,069,899	1,498,321
Total expenditures	7,568,220	7,568,220	6,087,290	1,480,930
Excess (deficiency) of revenues over (under) expenditures	(314,250)	(314,250)	691,934	1,006,184
OTHER FINANCING SOURCES (USES)				
Reserves	(2,803,410)	(2,803,410)	-	2,803,410
Total other financing sources (uses)	(2,803,410)	(2,803,410)	-	2,803,410
Net change in fund balance	(3,117,660)	(3,117,660)	691,934	3,809,594
Fund balance - beginning	3,117,660	3,117,660	3,621,598	503,938
Fund balance - ending	\$ -	\$ -	\$ 4,313,532	\$ 4,313,532

Pinellas County, Florida
SCHEDULE OF REVENUES, EXPENDITURES AND
CHANGES IN FUND BALANCES - BUDGET AND ACTUAL
NONMAJOR SPECIAL REVENUE FUNDS
For the year ended September 30, 2020

	Emergency Communications 911 System			
	<u>Original Budget</u>	<u>Final Budget</u>	<u>Actual</u>	<u>Variance with Final Budget</u>
REVENUES				
Intergovernmental	\$ 4,500,730	\$ 4,500,730	\$ 5,255,587	\$ 754,857
Investment income	77,910	77,910	111,685	33,775
Miscellaneous	-	-	2,235	2,235
Total revenues	<u>4,578,640</u>	<u>4,578,640</u>	<u>5,369,507</u>	<u>790,867</u>
EXPENDITURES				
Current				
Public safety	<u>11,422,770</u>	<u>11,422,770</u>	<u>8,875,276</u>	<u>2,547,494</u>
Total expenditures	<u>11,422,770</u>	<u>11,422,770</u>	<u>8,875,276</u>	<u>2,547,494</u>
Excess (deficiency) of revenues over (under) expenditures	<u>(6,844,130)</u>	<u>(6,844,130)</u>	<u>(3,505,769)</u>	<u>3,338,361</u>
OTHER FINANCING SOURCES (USES)				
Transfers in	5,575,830	5,575,830	5,575,830	-
Reserves	<u>(2,619,990)</u>	<u>(2,619,990)</u>	<u>-</u>	<u>2,619,990</u>
Total other financing sources (uses)	<u>2,955,840</u>	<u>2,955,840</u>	<u>5,575,830</u>	<u>2,619,990</u>
Net change in fund balance	(3,888,290)	(3,888,290)	2,070,061	5,958,351
Fund balance - beginning	<u>3,888,290</u>	<u>3,888,290</u>	<u>4,849,665</u>	<u>961,375</u>
Fund balance - ending	<u>\$ -</u>	<u>\$ -</u>	<u>\$ 6,919,726</u>	<u>\$ 6,919,726</u>

Pinellas County, Florida
SCHEDULE OF REVENUES, EXPENDITURES AND
CHANGES IN FUND BALANCES - BUDGET AND ACTUAL
NONMAJOR SPECIAL REVENUE FUNDS
For the year ended September 30, 2020

	Construction Licensing Board			Variance with
	Original Budget	Final Budget	Actual	Final Budget
REVENUES				
Intergovernmental	\$ -	\$ -	\$ 3,891	\$ 3,891
Charges for services	814,400	814,400	1,733,909	919,509
Fines and forfeitures	910,210	910,210	-	(910,210)
Investment income	18,210	18,210	23,212	5,002
Miscellaneous	950	950	804,477	803,527
Total revenues	<u>1,743,770</u>	<u>1,743,770</u>	<u>2,565,489</u>	<u>821,719</u>
EXPENDITURES				
Current				
Public safety	1,783,700	1,783,700	1,733,980	49,720
Debt service				
Total expenditures	<u>1,783,700</u>	<u>1,783,700</u>	<u>1,733,980</u>	<u>49,720</u>
Excess (deficiency) of revenues over (under) expenditures	<u>(39,930)</u>	<u>(39,930)</u>	<u>831,509</u>	<u>871,439</u>
OTHER FINANCING SOURCES (USES)				
Reserves	<u>(590,910)</u>	<u>(590,910)</u>	<u>-</u>	<u>590,910</u>
Total other financing sources (uses)	<u>(590,910)</u>	<u>(590,910)</u>	<u>-</u>	<u>590,910</u>
Net change in fund balance	(630,840)	(630,840)	831,509	1,462,349
Fund balance - beginning	<u>630,840</u>	<u>630,840</u>	<u>-</u>	<u>(630,840)</u>
Fund balance - ending	<u>\$ -</u>	<u>\$ -</u>	<u>\$ 831,509</u>	<u>\$ 831,509</u>

Pinellas County, Florida

SCHEDULE OF REVENUES, EXPENDITURES AND
CHANGES IN FUND BALANCES - BUDGET AND ACTUAL
NONMAJOR SPECIAL REVENUE FUNDS
For the year ended September 30, 2020

	Fire Districts			
	<u>Original Budget</u>	<u>Final Budget</u>	<u>Actual</u>	<u>Variance with Final Budget</u>
REVENUES				
Taxes	\$ 19,511,280	\$ 19,511,280	\$ 19,774,786	\$ 263,506
Investment income	582,260	582,260	672,689	90,429
Miscellaneous	-	-	191,484	191,484
Total revenues	<u>20,093,540</u>	<u>20,093,540</u>	<u>20,638,959</u>	<u>545,419</u>
EXPENDITURES				
Current				
Public safety	18,159,340	18,194,210	16,027,497	2,166,713
Debt service				
Interest and fiscal charges	<u>700</u>	<u>700</u>	<u>-</u>	<u>700</u>
Total expenditures	<u>18,160,040</u>	<u>18,194,910</u>	<u>16,027,497</u>	<u>2,167,413</u>
Excess (deficiency) of revenues over (under) expenditures	<u>1,933,500</u>	<u>1,898,630</u>	<u>4,611,462</u>	<u>2,712,832</u>
OTHER FINANCING SOURCES (USES)				
Transfers in	113,080	113,080	129,886	16,806
Transfers out	(621,760)	(621,760)	(579,835)	41,925
Reserves	<u>(23,767,770)</u>	<u>(23,743,900)</u>	<u>-</u>	<u>23,743,900</u>
Total other financing sources (uses)	<u>(24,276,450)</u>	<u>(24,252,580)</u>	<u>(449,949)</u>	<u>23,802,631</u>
Net change in fund balance	(22,342,950)	(22,353,950)	4,161,513	26,515,463
Fund balance - beginning	<u>22,342,950</u>	<u>22,353,950</u>	<u>22,617,131</u>	<u>263,181</u>
Fund balance - ending	<u>\$ -</u>	<u>\$ -</u>	<u>\$ 26,778,644</u>	<u>\$ 26,778,644</u>

Pinellas County, Florida
SCHEDULE OF REVENUES, EXPENDITURES AND
CHANGES IN FUND BALANCES - BUDGET AND ACTUAL
NONMAJOR SPECIAL REVENUE FUNDS
For the year ended September 30, 2020

	Air Quality - Tag Fee			Variance with
	Original Budget	Final Budget	Actual	Final Budget
REVENUES				
Intergovernmental	\$ 1,368,430	\$ 1,368,430	\$ 1,373,269	\$ 4,839
Investment income	7,600	7,600	15,459	7,859
Miscellaneous	-	-	135	135
Total revenues	<u>1,376,030</u>	<u>1,376,030</u>	<u>1,388,863</u>	<u>12,833</u>
EXPENDITURES				
Current				
Physical environment	<u>1,457,420</u>	<u>1,457,420</u>	<u>1,436,499</u>	<u>20,921</u>
Total expenditures	<u>1,457,420</u>	<u>1,457,420</u>	<u>1,436,499</u>	<u>20,921</u>
Excess (deficiency) of revenues over (under) expenditures	<u>(81,390)</u>	<u>(81,390)</u>	<u>(47,636)</u>	<u>33,754</u>
OTHER FINANCING SOURCES (USES)				
Reserves	<u>(485,160)</u>	<u>(485,160)</u>	<u>-</u>	<u>485,160</u>
Total other financing sources (uses)	<u>(485,160)</u>	<u>(485,160)</u>	<u>-</u>	<u>485,160</u>
Net change in fund balance	(566,550)	(566,550)	(47,636)	518,914
Fund balance - beginning	<u>566,550</u>	<u>566,550</u>	<u>731,998</u>	<u>165,448</u>
Fund balance - ending	<u>\$ -</u>	<u>\$ -</u>	<u>\$ 684,362</u>	<u>\$ 684,362</u>

Pinellas County, Florida
SCHEDULE OF REVENUES, EXPENDITURES AND
CHANGES IN FUND BALANCES - BUDGET AND ACTUAL
NONMAJOR SPECIAL REVENUE FUNDS
For the year ended September 30, 2020

	Palm Harbor Community Services District			
	<u>Original Budget</u>	<u>Final Budget</u>	<u>Actual</u>	<u>Variance with Final Budget</u>
REVENUES				
Taxes	\$ 2,255,440	\$ 2,255,440	\$ 2,278,781	\$ 23,341
Investment income	4,660	4,660	12,713	8,053
Total revenues	<u>2,260,100</u>	<u>2,260,100</u>	<u>2,291,494</u>	<u>31,394</u>
EXPENDITURES				
Current				
Culture and recreation	2,234,580	2,234,580	2,234,581	(1)
Debt service				
Interest and fiscal charges	<u>1,040</u>	<u>1,040</u>	<u>345</u>	<u>695</u>
Total expenditures	<u>2,235,620</u>	<u>2,235,620</u>	<u>2,234,926</u>	<u>694</u>
Excess (deficiency) of revenues over (under) expenditures	<u>24,480</u>	<u>24,480</u>	<u>56,568</u>	<u>32,088</u>
OTHER FINANCING SOURCES (USES)				
Transfers in	12,240	12,240	14,572	2,332
Transfers out	(69,740)	(69,740)	(65,034)	4,706
Reserves	<u>(113,620)</u>	<u>(113,620)</u>	<u>-</u>	<u>113,620</u>
Total other financing sources (uses)	<u>(171,120)</u>	<u>(171,120)</u>	<u>(50,462)</u>	<u>120,658</u>
Net change in fund balance	(146,640)	(146,640)	6,106	152,746
Fund balance - beginning	<u>146,640</u>	<u>146,640</u>	<u>170,285</u>	<u>23,645</u>
Fund balance - ending	<u>\$ -</u>	<u>\$ -</u>	<u>\$ 176,391</u>	<u>\$ 176,391</u>

Pinellas County, Florida
SCHEDULE OF REVENUES, EXPENDITURES AND
CHANGES IN FUND BALANCES - BUDGET AND ACTUAL
NONMAJOR SPECIAL REVENUE FUNDS
For the year ended September 30, 2020

	Feather Sound Community Services District			
	<u>Original Budget</u>	<u>Final Budget</u>	<u>Actual</u>	<u>Variance with Final Budget</u>
REVENUES				
Taxes	\$ 228,440	\$ 228,440	\$ 231,501	\$ 3,061
Investment income	1,900	1,900	2,869	969
Total revenues	<u>230,340</u>	<u>230,340</u>	<u>234,370</u>	<u>4,030</u>
EXPENDITURES				
Current				
Culture and recreation	<u>282,720</u>	<u>282,720</u>	<u>282,720</u>	-
Total expenditures	<u>282,720</u>	<u>282,720</u>	<u>282,720</u>	-
Excess (deficiency) of revenues over (under) expenditures	<u>(52,380)</u>	<u>(52,380)</u>	<u>(48,350)</u>	<u>4,030</u>
OTHER FINANCING SOURCES (USES)				
Transfers in	1,420	1,420	1,579	159
Transfers out	(6,660)	(7,130)	(6,943)	187
Reserves	<u>(18,740)</u>	<u>(18,270)</u>	<u>-</u>	<u>18,270</u>
Total other financing sources (uses)	<u>(23,980)</u>	<u>(23,980)</u>	<u>(5,364)</u>	<u>18,616</u>
Net change in fund balance	(76,360)	(76,360)	(53,714)	22,646
Fund balance - beginning	<u>76,360</u>	<u>76,360</u>	<u>89,936</u>	<u>13,576</u>
Fund balance - ending	<u>\$ -</u>	<u>\$ -</u>	<u>\$ 36,222</u>	<u>\$ 36,222</u>

Pinellas County, Florida
SCHEDULE OF REVENUES, EXPENDITURES AND
CHANGES IN FUND BALANCES - BUDGET AND ACTUAL
NONMAJOR SPECIAL REVENUE FUNDS
For the year ended September 30, 2020

	East Lake Community Services District			
	<u>Original Budget</u>	<u>Final Budget</u>	<u>Actual</u>	<u>Variance with Final Budget</u>
REVENUES				
Taxes	\$ 1,456,800	\$ 1,456,800	\$ 1,479,436	\$ 22,636
Investment income	2,950	2,950	8,339	5,389
Total revenues	<u>1,459,750</u>	<u>1,459,750</u>	<u>1,487,775</u>	<u>28,025</u>
EXPENDITURES				
Current				
Culture and recreation	1,442,300	1,442,300	1,442,300	-
Debt service				
Interest and fiscal charges	<u>700</u>	<u>700</u>	<u>232</u>	<u>468</u>
Total expenditures	<u>1,443,000</u>	<u>1,443,000</u>	<u>1,442,532</u>	<u>468</u>
Excess (deficiency) of revenues over (under) expenditures	<u>16,750</u>	<u>16,750</u>	<u>45,243</u>	<u>28,493</u>
OTHER FINANCING SOURCES (USES)				
Transfers in	8,260	8,260	16,986	8,726
Transfers out	(43,880)	(43,880)	(42,483)	1,397
Reserves	<u>(73,400)</u>	<u>(73,400)</u>	<u>-</u>	<u>73,400</u>
Total other financing sources (uses)	<u>(109,020)</u>	<u>(109,020)</u>	<u>(25,497)</u>	<u>83,523</u>
Net change in fund balance	(92,270)	(92,270)	19,746	112,016
Fund balance - beginning	<u>92,270</u>	<u>92,270</u>	<u>106,815</u>	<u>14,545</u>
Fund balance - ending	<u>\$ -</u>	<u>\$ -</u>	<u>\$ 126,561</u>	<u>\$ 126,561</u>

Pinellas County, Florida
SCHEDULE OF REVENUES, EXPENDITURES AND
CHANGES IN FUND BALANCES - BUDGET AND ACTUAL
NONMAJOR SPECIAL REVENUE FUNDS
For the year ended September 30, 2020

	Drug Abuse Trust			Variance with
	<u>Original Budget</u>	<u>Final Budget</u>	<u>Actual</u>	<u>Final Budget</u>
REVENUES				
Charges for services	\$ 45,360	\$ 45,360	\$ 34,397	\$ (10,963)
Investment income	<u>1,250</u>	<u>1,250</u>	<u>966</u>	<u>(284)</u>
Total revenues	<u>46,610</u>	<u>46,610</u>	<u>35,363</u>	<u>(11,247)</u>
EXPENDITURES				
Current				
Human services	<u>53,000</u>	<u>53,000</u>	<u>53,001</u>	<u>(1)</u>
Total expenditures	<u>53,000</u>	<u>53,000</u>	<u>53,001</u>	<u>(1)</u>
Excess (deficiency) of revenues over (under) expenditures	<u>(6,390)</u>	<u>(6,390)</u>	<u>(17,638)</u>	<u>(11,248)</u>
OTHER FINANCING SOURCES (USES)				
Reserves	<u>(39,840)</u>	<u>(39,840)</u>	<u>-</u>	<u>39,840</u>
Total other financing sources (uses)	<u>(39,840)</u>	<u>(39,840)</u>	<u>-</u>	<u>39,840</u>
Net change in fund balance	(46,230)	(46,230)	(17,638)	28,592
Fund balance - beginning	<u>46,230</u>	<u>46,230</u>	<u>44,818</u>	<u>(1,412)</u>
Fund balance - ending	<u>\$ -</u>	<u>\$ -</u>	<u>\$ 27,180</u>	<u>\$ 27,180</u>

Pinellas County, Florida

**SCHEDULE OF REVENUES, EXPENDITURES AND
CHANGES IN FUND BALANCES - BUDGET AND ACTUAL
NONMAJOR SPECIAL REVENUE FUNDS
For the year ended September 30, 2020**

	<u>Building Services</u>			
	<u>Original Budget</u>	<u>Final Budget</u>	<u>Actual</u>	<u>Variance with Final Budget</u>
REVENUES				
Licenses and permits	\$ 6,915,950	\$ 6,915,950	\$ 7,278,686	\$ 362,736
Intergovernmental	56,870	56,870	67,779	10,909
Charges for services	16,300	16,300	28,253	11,953
Fines and forfeitures	-	-	2,218	2,218
Investment income	31,150	31,150	56,205	25,055
Miscellaneous	13,770	13,770	19,509	5,739
Total revenues	<u>7,034,040</u>	<u>7,034,040</u>	<u>7,452,650</u>	<u>418,610</u>
EXPENDITURES				
Current				
Public safety	<u>7,665,850</u>	<u>7,665,850</u>	<u>7,184,378</u>	<u>481,472</u>
Total expenditures	<u>7,665,850</u>	<u>7,665,850</u>	<u>7,184,378</u>	<u>481,472</u>
Excess (deficiency) of revenues over (under) expenditures	<u>(631,810)</u>	<u>(631,810)</u>	<u>268,272</u>	<u>900,082</u>
OTHER FINANCING SOURCES (USES)				
Reserves	<u>(771,820)</u>	<u>(771,820)</u>	<u>-</u>	<u>771,820</u>
Total other financing sources (uses)	<u>(771,820)</u>	<u>(771,820)</u>	<u>-</u>	<u>771,820</u>
Net change in fund balance	(1,403,630)	(1,403,630)	268,272	1,671,902
Fund balance - beginning	<u>1,403,630</u>	<u>1,403,630</u>	<u>2,136,193</u>	<u>732,563</u>
Fund balance - ending	<u>\$ -</u>	<u>\$ -</u>	<u>\$ 2,404,465</u>	<u>\$ 2,404,465</u>

Pinellas County, Florida
SCHEDULE OF REVENUES, EXPENDITURES AND
CHANGES IN FUND BALANCES - BUDGET AND ACTUAL
NONMAJOR SPECIAL REVENUE FUNDS
For the year ended September 30, 2020

	Special Assessments			Variance with
	Original Budget	Final Budget	Actual	Final Budget
REVENUES				
Special assessments	\$ 2,506,290	\$ 2,506,290	\$ 2,565,774	\$ 59,484
Investment income	15,240	15,240	39,946	24,706
Total revenues	<u>2,521,530</u>	<u>2,521,530</u>	<u>2,605,720</u>	<u>84,190</u>
EXPENDITURES				
Current				
Physical environment	1,306,030	1,306,030	1,292,796	13,234
Transportation	<u>1,288,710</u>	<u>1,288,710</u>	<u>1,214,736</u>	<u>73,974</u>
Total expenditures	<u>2,594,740</u>	<u>2,594,740</u>	<u>2,507,532</u>	<u>87,208</u>
Excess (deficiency) of revenues over (under) expenditures	<u>(73,210)</u>	<u>(73,210)</u>	<u>98,188</u>	<u>171,398</u>
OTHER FINANCING SOURCES (USES)				
Transfers in	15,510	15,510	15,790	280
Transfers out	(366,620)	(366,620)	(53,458)	313,162
Reserves	<u>(784,150)</u>	<u>(784,150)</u>	<u>-</u>	<u>784,150</u>
Total other financing sources (uses)	<u>(1,135,260)</u>	<u>(1,135,260)</u>	<u>(37,668)</u>	<u>1,097,592</u>
Net change in fund balance	(1,208,470)	(1,208,470)	60,520	1,268,990
Fund balance - beginning	<u>1,208,470</u>	<u>1,208,470</u>	<u>1,319,189</u>	<u>110,719</u>
Fund balance - ending	<u>\$ -</u>	<u>\$ -</u>	<u>\$ 1,379,709</u>	<u>\$ 1,379,709</u>

Pinellas County, Florida
SCHEDULE OF REVENUES, EXPENDITURES AND
CHANGES IN FUND BALANCES - BUDGET AND ACTUAL
NONMAJOR SPECIAL REVENUE FUNDS
For the year ended September 30, 2020

	Pinellas County Community Redevelopment Agency			
	<u>Original Budget</u>	<u>Final Budget</u>	<u>Actual</u>	<u>Variance with Final Budget</u>
REVENUES				
Taxes	\$ 1,378,560	\$ 1,378,560	\$ 1,373,704	\$ (4,856)
Investment income	<u>13,340</u>	<u>13,340</u>	<u>40,822</u>	<u>27,482</u>
Total revenues	<u>1,391,900</u>	<u>1,391,900</u>	<u>1,414,526</u>	<u>22,626</u>
 EXPENDITURES				
Current				
Economic environment	<u>1,979,540</u>	<u>1,979,540</u>	<u>379,474</u>	<u>1,600,066</u>
Total expenditures	<u>1,979,540</u>	<u>1,979,540</u>	<u>379,474</u>	<u>1,600,066</u>
 Net change in fund balance	(587,640)	(587,640)	1,035,052	1,622,692
 Fund balance - beginning	<u>587,640</u>	<u>587,640</u>	<u>1,396,076</u>	<u>808,436</u>
 Fund balance - ending	<u>\$ -</u>	<u>\$ -</u>	<u>\$ 2,431,128</u>	<u>\$ 2,431,128</u>

Pinellas County, Florida
SCHEDULE OF REVENUES, EXPENDITURES AND
CHANGES IN FUND BALANCES - BUDGET AND ACTUAL
NONMAJOR SPECIAL REVENUE FUNDS
For the year ended September 30, 2020

	Surface Water Utility			Variance with
	Original Budget	Final Budget	Actual	Final Budget
REVENUES				
Intergovernmental	\$ 375,000	\$ 375,000	\$ 701,698	\$ 326,698
Charges for services	362,400	362,400	366,238	3,838
Special assessments	18,752,290	18,752,290	19,073,548	321,258
Investment income	385,030	385,030	436,006	50,976
Miscellaneous	90,960	90,960	48,756	(42,204)
Total revenues	19,965,680	19,965,680	20,626,246	660,566
EXPENDITURES				
Current				
Public safety	-	-	18,223	(18,223)
Physical environment	23,430,640	24,230,640	19,097,028	5,133,612
Debt service				
Principal retirement	140,210	140,210	135,808	4,402
Interest and fiscal charges	4,800	4,800	6,773	(1,973)
Total expenditures	23,575,650	24,375,650	19,257,832	5,117,818
Excess (deficiency) of revenues over (under) expenditures	(3,609,970)	(4,409,970)	1,368,414	5,778,384
OTHER FINANCING SOURCES (USES)				
Transfers in	83,410	83,410	87,845	4,435
Transfers out	(303,000)	(303,000)	(285,430)	17,570
Reserves	(5,797,000)	(5,797,000)	-	5,797,000
Total other financing sources (uses)	(6,016,590)	(6,016,590)	(197,585)	5,819,005
Net change in fund balance	(9,626,560)	(10,426,560)	1,170,829	11,597,389
Fund balance - beginning	9,626,560	10,426,560	13,839,501	3,412,941
Fund balance - ending	\$ -	\$ -	\$ 15,010,330	\$ 15,010,330

Pinellas County, Florida
SCHEDULE OF REVENUES, EXPENDITURES AND
CHANGES IN FUND BALANCES - BUDGET AND ACTUAL
NONMAJOR SPECIAL REVENUE FUNDS
For the year ended September 30, 2020

	Intergovernmental Radio Communication			
	<u>Original Budget</u>	<u>Final Budget</u>	<u>Actual</u>	<u>Variance with Final Budget</u>
REVENUES				
Fines and forfeitures	\$ 615,070	\$ 484,070	\$ 508,069	\$ 23,999
Investment income	1,910	1,910	1,686	(224)
Total revenues	<u>616,980</u>	<u>485,980</u>	<u>509,755</u>	<u>23,775</u>
 EXPENDITURES				
Current				
General government	<u>783,670</u>	<u>783,770</u>	<u>783,741</u>	<u>29</u>
Total expenditures	<u>783,670</u>	<u>783,770</u>	<u>783,741</u>	<u>29</u>
 Excess (deficiency) of revenues over (under) expenditures	<u>(166,690)</u>	<u>(297,790)</u>	<u>(273,986)</u>	<u>23,804</u>
 OTHER FINANCING SOURCES (USES)				
Transfers in	164,850	295,850	295,850	-
Reserves	<u>(78,350)</u>	<u>(78,250)</u>	<u>-</u>	<u>78,250</u>
Total other financing sources (uses)	<u>86,500</u>	<u>217,600</u>	<u>295,850</u>	<u>78,250</u>
 Net change in fund balance	(80,190)	(80,190)	21,864	102,054
 Fund balance - beginning	<u>80,190</u>	<u>80,190</u>	<u>48,904</u>	<u>(31,286)</u>
 Fund balance - ending	<u>\$ -</u>	<u>\$ -</u>	<u>\$ 70,768</u>	<u>\$ 70,768</u>

Pinellas County, Florida
SCHEDULE OF REVENUES, EXPENDITURES AND
CHANGES IN FUND BALANCES - BUDGET AND ACTUAL
NONMAJOR SPECIAL REVENUE FUNDS
For the year ended September 30, 2020

	Community Housing Trust			Variance with
	<u>Original Budget</u>	<u>Final Budget</u>	<u>Actual</u>	<u>Final Budget</u>
REVENUES				
Investment income	\$ 23,750	\$ 23,750	\$ 28,005	\$ 4,255
Miscellaneous	<u>166,250</u>	<u>166,250</u>	<u>134,049</u>	<u>(32,201)</u>
Total revenues	<u>190,000</u>	<u>190,000</u>	<u>162,054</u>	<u>(27,946)</u>
 EXPENDITURES				
Current				
Economic environment	<u>1,497,110</u>	<u>1,497,110</u>	<u>1,565</u>	<u>1,495,545</u>
Total expenditures	<u>1,497,110</u>	<u>1,497,110</u>	<u>1,565</u>	<u>1,495,545</u>
 Net change in fund balance	(1,307,110)	(1,307,110)	160,489	1,467,599
 Fund balance - beginning	<u>1,307,110</u>	<u>1,307,110</u>	<u>1,137,489</u>	<u>(169,621)</u>
 Fund balance - ending	<u>\$ -</u>	<u>\$ -</u>	<u>\$ 1,297,978</u>	<u>\$ 1,297,978</u>

Pinellas County, Florida

SCHEDULE OF REVENUES, EXPENDITURES AND
CHANGES IN FUND BALANCES - BUDGET AND ACTUAL
NONMAJOR SPECIAL REVENUE FUNDS
For the year ended September 30, 2020

	Tourist Development Tax			Variance with
	Original Budget	Final Budget	Actual	Final Budget
REVENUES				
Taxes	\$ 61,390,010	\$ 61,390,010	\$ 48,803,838	\$ (12,586,172)
Intergovernmental	-	-	246,881	246,881
Investment income	570,000	570,000	994,693	424,693
Miscellaneous	580,300	580,300	299,890	(280,410)
Total revenues	62,540,310	62,540,310	50,345,302	(12,195,008)
EXPENDITURES				
Current				
Public safety	-	-	246,854	(246,854)
Economic environment	79,503,500	79,503,500	61,706,371	17,797,129
Total expenditures	79,503,500	79,503,500	61,953,225	17,550,275
Excess (deficiency) of revenues over (under) expenditures	(16,963,190)	(16,963,190)	(11,607,923)	5,355,267
OTHER FINANCING SOURCES (USES)				
Transfers out	(5,817,160)	(5,817,160)	(3,537,907)	2,279,253
Reserves	(25,485,790)	(25,485,790)	-	25,485,790
Total other financing sources (uses)	(31,302,950)	(31,302,950)	(3,537,907)	27,765,043
Net change in fund balance	(48,266,140)	(48,266,140)	(15,145,830)	33,120,310
Fund balance - beginning	48,266,140	48,266,140	52,420,936	4,154,796
Fund balance - ending	\$ -	\$ -	\$ 37,275,106	\$ 37,275,106

Pinellas County, Florida
SCHEDULE OF REVENUES, EXPENDITURES AND
CHANGES IN FUND BALANCES - BUDGET AND ACTUAL
NONMAJOR SPECIAL REVENUE FUNDS
For the year ended September 30, 2020

	Tax Collector			
	<u>Original Budget</u>	<u>Final Budget</u>	<u>Actual</u>	<u>Variance with Final Budget</u>
REVENUES				
Charges for services	\$ 13,916,080	\$ 13,916,080	\$ 12,600,558	\$ (1,315,522)
Miscellaneous	58,170	58,170	5,126	(53,044)
Total revenues	<u>13,974,250</u>	<u>13,974,250</u>	<u>12,605,684</u>	<u>(1,368,566)</u>
EXPENDITURES				
Current				
General government	29,731,709	30,755,158	26,820,517	3,934,641
Total expenditures	<u>29,731,709</u>	<u>30,755,158</u>	<u>26,820,517</u>	<u>3,934,641</u>
Excess (deficiency) of revenues over (under) expenditures	<u>(15,757,459)</u>	<u>(16,780,908)</u>	<u>(14,214,833)</u>	<u>2,566,075</u>
OTHER FINANCING SOURCES (USES)				
Transfers in	25,148,570	25,148,570	24,283,946	(864,624)
Transfers out	<u>(9,391,111)</u>	<u>(8,367,662)</u>	<u>(10,069,113)</u>	<u>(1,701,451)</u>
Total other financing sources (uses)	<u>15,757,459</u>	<u>16,780,908</u>	<u>14,214,833</u>	<u>(2,566,075)</u>
Net change in fund balance	-	-	-	-
Fund balance - beginning	<u>-</u>	<u>-</u>	<u>-</u>	<u>-</u>
Fund balance - ending	<u>\$ -</u>	<u>\$ -</u>	<u>\$ -</u>	<u>\$ -</u>

Pinellas County, Florida
SCHEDULE OF REVENUES, EXPENDITURES AND
CHANGES IN FUND BALANCES - BUDGET AND ACTUAL
NONMAJOR SPECIAL REVENUE FUNDS
For the year ended September 30, 2020

	Supervisor of Elections - General Fund			
	<u>Original Budget</u>	<u>Final Budget</u>	<u>Actual</u>	<u>Variance with Final Budget</u>
REVENUES				
Charges for services	<u>\$ -</u>	<u>\$ -</u>	<u>\$ 89,886</u>	<u>\$ 89,886</u>
EXPENDITURES				
Current				
General government	<u>9,035,390</u>	<u>10,127,312</u>	<u>9,978,662</u>	<u>148,650</u>
Total expenditures	<u>9,035,390</u>	<u>10,127,312</u>	<u>9,978,662</u>	<u>148,650</u>
Excess (deficiency) of revenues over (under) expenditures	<u>(9,035,390)</u>	<u>(10,127,312)</u>	<u>(9,888,776)</u>	<u>238,536</u>
OTHER FINANCING SOURCES (USES)				
Transfers in	9,035,390	10,127,312	10,127,320	8
Transfers out	<u>-</u>	<u>-</u>	<u>(195,979)</u>	<u>(195,979)</u>
Total other financing sources (uses)	<u>9,035,390</u>	<u>10,127,312</u>	<u>9,931,341</u>	<u>(195,971)</u>
Net change in fund balance	-	-	42,565	42,565
Fund balance - beginning	<u>-</u>	<u>-</u>	<u>23,235</u>	<u>23,235</u>
Fund balance - ending	<u><u>\$ -</u></u>	<u><u>\$ -</u></u>	<u><u>\$ 65,800</u></u>	<u><u>\$ 65,800</u></u>

Pinellas County, Florida
SCHEDULE OF REVENUES, EXPENDITURES AND
CHANGES IN FUND BALANCES - BUDGET AND ACTUAL
NONMAJOR SPECIAL REVENUE FUNDS
For the year ended September 30, 2020

	Property Appraiser			Variance with
	Original Budget	Final Budget	Actual	Final Budget
REVENUES				
Charges for services	\$ 1,490,761	\$ 1,490,761	\$ 1,490,761	\$ -
Investment income	-	-	14,061	14,061
Miscellaneous	-	-	2,115	2,115
Total revenues	<u>1,490,761</u>	<u>1,490,761</u>	<u>1,506,937</u>	<u>16,176</u>
EXPENDITURES				
Current				
General government	<u>14,064,217</u>	<u>14,064,217</u>	<u>13,785,086</u>	<u>279,131</u>
Total expenditures	<u>14,064,217</u>	<u>14,064,217</u>	<u>13,785,086</u>	<u>279,131</u>
Excess (deficiency) of revenues over (under) expenditures	<u>(12,573,456)</u>	<u>(12,573,456)</u>	<u>(12,278,149)</u>	<u>295,307</u>
OTHER FINANCING SOURCES (USES)				
Transfers in	12,573,456	12,573,456	12,573,456	-
Transfers out	<u>-</u>	<u>-</u>	<u>(295,307)</u>	<u>(295,307)</u>
Total other financing sources (uses)	<u>12,573,456</u>	<u>12,573,456</u>	<u>12,278,149</u>	<u>(295,307)</u>
Net change in fund balance	-	-	-	-
Fund balance - beginning	<u>-</u>	<u>-</u>	<u>-</u>	<u>-</u>
Fund balance - ending	<u>\$ -</u>	<u>\$ -</u>	<u>\$ -</u>	<u>\$ -</u>

Pinellas County, Florida
SCHEDULE OF REVENUES, EXPENDITURES AND
CHANGES IN FUND BALANCES - BUDGET AND ACTUAL
NONMAJOR SPECIAL REVENUE FUNDS
For the year ended September 30, 2020

	Clerk of the Circuit Court and Comptroller - General Operations			
	Original Budget	Final Budget	Actual	Variance with Final Budget
REVENUES				
Intergovernmental	\$ 800,000	\$ 800,000	\$ 502,845	\$ (297,155)
Charges for services	5,791,000	6,717,689	7,026,354	308,665
Investment income	9,000	9,000	17,201	8,201
Miscellaneous	-	-	49,435	49,435
Total revenues	<u>6,600,000</u>	<u>7,526,689</u>	<u>7,595,835</u>	<u>69,146</u>
EXPENDITURES				
Current				
General government	<u>20,055,949</u>	<u>20,982,638</u>	<u>19,787,775</u>	<u>1,194,863</u>
Total expenditures	<u>20,055,949</u>	<u>20,982,638</u>	<u>19,787,775</u>	<u>1,194,863</u>
Excess (deficiency) of revenues over (under) expenditures	<u>(13,455,949)</u>	<u>(13,455,949)</u>	<u>(12,191,940)</u>	<u>1,264,009</u>
OTHER FINANCING SOURCES (USES)				
Transfers in	13,151,160	13,151,160	13,151,160	-
Transfers out	<u>-</u>	<u>-</u>	<u>(800,647)</u>	<u>(800,647)</u>
Total other financing sources (uses)	<u>13,151,160</u>	<u>13,151,160</u>	<u>12,350,513</u>	<u>(800,647)</u>
Net change in fund balance	(304,789)	(304,789)	158,573	463,362
Fund balance - beginning	<u>304,789</u>	<u>304,789</u>	<u>459,298</u>	<u>154,509</u>
Fund balance - ending	<u>\$ -</u>	<u>\$ -</u>	<u>\$ 617,871</u>	<u>\$ 617,871</u>

Pinellas County, Florida
SCHEDULE OF REVENUES, EXPENDITURES AND
CHANGES IN FUND BALANCES - BUDGET AND ACTUAL
NONMAJOR SPECIAL REVENUE FUNDS
For the year ended September 30, 2020

	Clerk of the Circuit Court and Comptroller - Court			
	<u>Original Budget</u>	<u>Final Budget</u>	<u>Actual</u>	<u>Variance with Final Budget</u>
REVENUES				
Intergovernmental	\$ 3,265,685	\$ 3,265,685	\$ 3,660,701	\$ 395,016
Charges for services	13,777,547	10,906,942	12,123,814	1,216,872
Fines and forfeitures	6,735,000	6,735,000	4,505,107	(2,229,893)
Investment income	-	-	27,215	27,215
Miscellaneous	-	-	434,995	434,995
Total revenues	<u>23,778,232</u>	<u>20,907,627</u>	<u>20,751,832</u>	<u>(155,795)</u>
EXPENDITURES				
Current				
General government	<u>23,778,232</u>	<u>20,907,627</u>	<u>20,716,968</u>	<u>190,659</u>
Total expenditures	<u>23,778,232</u>	<u>20,907,627</u>	<u>20,716,968</u>	<u>190,659</u>
Excess (deficiency) of revenues over (under) expenditures	<u>-</u>	<u>-</u>	<u>34,864</u>	<u>34,864</u>
OTHER FINANCING SOURCES (USES)				
Distribution of excess court revenue to the State	-	-	(34,864)	(34,864)
Reserves	<u>(510,486)</u>	<u>(510,486)</u>	<u>-</u>	<u>510,486</u>
Total other financing sources (uses)	<u>(510,486)</u>	<u>(510,486)</u>	<u>(34,864)</u>	<u>475,622</u>
Net change in fund balance	(510,486)	(510,486)	-	510,486
Fund balance - beginning	<u>510,486</u>	<u>510,486</u>	<u>510,486</u>	<u>-</u>
Fund balance - ending	<u>\$ -</u>	<u>\$ -</u>	<u>\$ 510,486</u>	<u>\$ 510,486</u>

Pinellas County, Florida
SCHEDULE OF REVENUES, EXPENDITURES AND
CHANGES IN FUND BALANCES - BUDGET AND ACTUAL
NONMAJOR SPECIAL REVENUE FUNDS
For the year ended September 30, 2020

	<u>Clerk of the Circuit Court and Comptroller - Public Records Modernization</u>			
	<u>Original Budget</u>	<u>Final Budget</u>	<u>Actual</u>	<u>Variance with Final Budget</u>
REVENUES				
Charges for services	\$ 2,205,000	\$ 2,205,000	\$ 2,565,535	\$ 360,535
Investment income	-	-	68,034	68,034
Miscellaneous	-	-	846	846
Total revenues	<u>2,205,000</u>	<u>2,205,000</u>	<u>2,634,415</u>	<u>429,415</u>
EXPENDITURES				
Current				
General government	<u>4,358,083</u>	<u>4,721,083</u>	<u>1,412,193</u>	<u>3,308,890</u>
Total expenditures	<u>4,358,083</u>	<u>4,721,083</u>	<u>1,412,193</u>	<u>3,308,890</u>
Excess (deficiency) of revenues over (under) expenditures	<u>(2,153,083)</u>	<u>(2,516,083)</u>	<u>1,222,222</u>	<u>3,738,305</u>
OTHER FINANCING SOURCES (USES)				
Reserves	<u>(3,217,078)</u>	<u>(2,854,078)</u>	<u>-</u>	<u>2,854,078</u>
Total other financing sources (uses)	<u>(3,217,078)</u>	<u>(2,854,078)</u>	<u>-</u>	<u>2,854,078</u>
Net change in fund balance	(5,370,161)	(5,370,161)	1,222,222	6,592,383
Fund balance - beginning	<u>5,370,161</u>	<u>5,370,161</u>	<u>8,908,765</u>	<u>3,538,604</u>
Fund balance - ending	<u>\$ -</u>	<u>\$ -</u>	<u>\$ 10,130,987</u>	<u>\$ 10,130,987</u>

Pinellas County, Florida
SCHEDULE OF REVENUES, EXPENDITURES AND
CHANGES IN FUND BALANCES - BUDGET AND ACTUAL
CAPITAL PROJECTS FUND
For the year ended September 30, 2020

	<u>Original Budget</u>	<u>Final Budget</u>	<u>Actual</u>	<u>Variance with Final Budget</u>
REVENUES				
Taxes	\$ 101,498,450	\$ 101,498,450	\$ 98,093,851	\$ (3,404,599)
Intergovernmental	18,108,150	18,108,150	17,806,721	(301,429)
Impact fees	-	-	1,643,061	1,643,061
Investment income	1,710,000	1,710,000	3,188,759	1,478,759
Miscellaneous	2,281,690	2,281,690	3,241,193	959,503
Total revenues	<u>123,598,290</u>	<u>123,598,290</u>	<u>123,973,585</u>	<u>375,295</u>
EXPENDITURES				
Current				
General government	43,720,000	47,821,000	11,488,320	36,332,680
Public safety	22,568,550	26,871,550	6,903,745	19,967,805
Physical environment	29,671,400	30,960,400	23,649,272	7,311,128
Transportation	69,461,570	81,170,570	56,385,612	24,784,958
Economic environment	13,395,550	16,991,450	835,079	16,156,371
Human services	950,000	994,000	68,606	925,394
Culture and recreation	18,803,000	20,695,000	7,570,756	13,124,244
Total expenditures	<u>198,570,070</u>	<u>225,503,970</u>	<u>106,901,390</u>	<u>118,602,580</u>
Excess (deficiency) of revenues over (under) expenditures	<u>(74,971,780)</u>	<u>(101,905,680)</u>	<u>17,072,195</u>	<u>118,977,875</u>
OTHER FINANCING SOURCES (USES)				
Transfers in	12,342,530	12,342,530	10,348,113	(1,994,417)
Transfers out	(2,226,700)	(2,226,700)	(2,226,700)	-
Reserves	(32,960,280)	(32,960,280)	-	32,960,280
Total other financing sources (uses)	<u>(22,844,450)</u>	<u>(22,844,450)</u>	<u>8,121,413</u>	<u>30,965,863</u>
Net change in fund balance	(97,816,230)	(124,750,130)	25,193,608	149,943,738
Fund balance - beginning	<u>97,816,230</u>	<u>124,750,130</u>	<u>131,678,146</u>	<u>6,928,016</u>
Fund balance - ending	<u>\$ -</u>	<u>\$ -</u>	<u>\$ 156,871,754</u>	<u>\$ 156,871,754</u>

This page intentionally left blank.

INTERNAL SERVICE FUNDS

Business Technology Services - to account for the costs of operating the County Data Processing Facility. Such costs are billed to the other departments at estimated cost of operations plus amounts for equipment replacement and additions.

Risk Financing - to account for the costs of liability, property and workers' compensation insurance for the County. Reimbursement for these costs is billed to self-supporting Funds (Enterprise and Information Technology) and to the Governmental Funds for departments included therein.

Employee Health Benefits - to account for all premiums, employer contributions and claims for the Employee and Retiree Group Insurance Plans. Each department is charged for the estimated costs of funding these programs.

Fleet Management - to account for operations related to maintenance and replacement of the County's motor vehicles. Each department is charged for repair and maintenance of its vehicles and a replacement charge to accumulate monies to replace vehicles as needed.

Sheriff's Health Benefits - to account for all premiums, employer contributions and claims for the Sheriff's Employee and Retiree Group Insurance Plans.

Pinellas County, Florida
COMBINING STATEMENT OF NET POSITION
INTERNAL SERVICE FUNDS
September 30, 2020

	<u>Board of County Commissioners</u>	
	<u>Business Technology Services</u>	<u>Risk Financing</u>
ASSETS		
Current assets		
Cash	\$ 2,670,447	\$ 6,170,877
Investments	18,800,846	26,201,595
Accounts and notes receivable, net	19,335	-
Accrued interest receivable	73,498	105,567
Due from other funds	83,655	-
Interfund advances	-	-
Due from other governments	5,870	-
Inventory	-	-
Prepaid items	2,819,587	4,323,550
Total current assets	<u>24,473,238</u>	<u>36,801,589</u>
Noncurrent assets		
Capital assets		
Buildings	705,000	-
Improvements other than buildings	1,983,819	-
Equipment	19,221,297	135,312
Intangible assets	41,021,474	-
Accumulated depreciation	(31,813,889)	(79,274)
Construction in progress	280,293	-
Total capital assets, net	<u>31,397,994</u>	<u>56,038</u>
Total assets	<u>55,871,232</u>	<u>36,857,627</u>
DEFERRED OUTFLOWS OF RESOURCES		
Pension-related deferred outflows	4,509,719	405,851
OPEB-related deferred outflows	677,039	75,694
Total deferred outflows of resources	<u>5,186,758</u>	<u>481,545</u>
Total assets and deferred outflows of resources	<u>61,057,990</u>	<u>37,339,172</u>

See accompanying independent auditor's report.

<u>Employee Health Benefits</u>	<u>Fleet Management</u>	<u>Sheriff's Health Benefits</u>	<u>Total</u>
\$ 29,886,485	\$ 1,633,572	\$ 11,954,122	\$ 52,315,503
71,265,781	19,111,215	7,619,863	142,999,300
135,551	-	581,413	736,299
288,142	76,891	-	544,098
443,311	166,092	4,235,121	4,928,179
-	-	22,209,818	22,209,818
-	24,974	-	30,844
-	244,774	-	244,774
-	-	988,000	8,131,137
<u>102,019,270</u>	<u>21,257,518</u>	<u>47,588,337</u>	<u>232,139,952</u>
-	35,518	-	740,518
-	186,529	-	2,170,348
112,623	38,499,665	-	57,968,897
-	101,713	-	41,123,187
(22,849)	(21,925,087)	-	(53,841,099)
-	-	-	280,293
<u>89,774</u>	<u>16,898,338</u>	<u>-</u>	<u>48,442,144</u>
<u>102,109,044</u>	<u>38,155,856</u>	<u>47,588,337</u>	<u>280,582,096</u>
39,645	539,619	-	5,494,834
8,411	105,130	-	866,274
<u>48,056</u>	<u>644,749</u>	<u>-</u>	<u>6,361,108</u>
<u>102,157,100</u>	<u>38,800,605</u>	<u>47,588,337</u>	<u>286,943,204</u>

CONTINUED

Pinellas County, Florida
COMBINING STATEMENT OF NET POSITION
INTERNAL SERVICE FUNDS
September 30, 2020

	<u>Board of County Commissioners</u>	
	<u>Business Technology Services</u>	<u>Risk Financing</u>
LIABILITIES		
Current liabilities		
Vouchers payable	\$ 2,336,983	\$ 714,055
Due to other funds	-	1,942
Interfund advances	-	-
Due to other governments	14,123	15,762
Accrued liabilities	968,892	78,682
Claims payable	-	5,337,846
Compensated absences	2,063,706	158,322
Unearned revenue	30	-
Total current liabilities	<u>5,383,734</u>	<u>6,306,609</u>
Noncurrent liabilities		
Long-term claims payable	-	23,807,570
Long-term compensated absences	588,873	45,176
Other post employment benefit liability	16,473,017	1,841,704
Net pension liability	<u>16,024,790</u>	<u>1,442,149</u>
Total noncurrent liabilities	<u>33,086,680</u>	<u>27,136,599</u>
Total liabilities	<u>38,470,414</u>	<u>33,443,208</u>
DEFERRED INFLOWS OF RESOURCES		
Pension-related deferred inflows	733,382	66,001
OPEB-related deferred inflows	<u>4,258,041</u>	<u>489,554</u>
Total liabilities and deferred inflows of resources	<u>43,461,837</u>	<u>33,998,763</u>
NET POSITION		
Net investment in capital assets	30,491,446	56,038
Unrestricted	<u>(12,895,293)</u>	<u>3,284,371</u>
Total net position	<u>\$ 17,596,153</u>	<u>\$ 3,340,409</u>

See accompanying independent auditor's report.

<u>Employee Health Benefits</u>	<u>Fleet Management</u>	<u>Sheriff's Health Benefits</u>	<u>Total</u>
\$ 1,545,798	\$ 1,412,545	\$ 282,987	\$ 6,292,368
-	-	-	1,942
22,209,818	-	-	22,209,818
-	-	-	29,885
240,124	115,196	-	1,402,894
4,624,207	-	3,981,087	13,943,140
8,659	205,549	-	2,436,236
-	-	12,440	12,470
<u>28,628,606</u>	<u>1,733,290</u>	<u>4,276,514</u>	<u>46,328,753</u>
-	-	-	23,807,570
2,471	58,653	-	695,173
204,634	2,557,922	-	21,077,277
140,872	1,917,476	-	19,525,287
<u>347,977</u>	<u>4,534,051</u>	<u>-</u>	<u>65,105,307</u>
<u>28,976,583</u>	<u>6,267,341</u>	<u>4,276,514</u>	<u>111,434,060</u>
6,447	87,754	-	893,584
50,256	657,076	-	5,454,927
<u>29,033,286</u>	<u>7,012,171</u>	<u>4,276,514</u>	<u>117,782,571</u>
89,774	16,841,128	-	47,478,386
73,034,040	14,947,306	43,311,823	121,682,247
<u>\$ 73,123,814</u>	<u>\$ 31,788,434</u>	<u>\$ 43,311,823</u>	<u>\$ 169,160,633</u>

CONCLUDED

Pinellas County, Florida
COMBINING STATEMENT OF REVENUES,
EXPENSES AND CHANGES IN FUND NET POSITION
INTERNAL SERVICE FUNDS
For the year ended September 30, 2020

	<u>Board of County Commissioners</u>	
	<u>Business Technology Services</u>	<u>Risk Financing</u>
Operating revenues		
Charges for services	\$ 40,916,994	\$ 19,227,750
Operating expenses		
Personal services	22,246,179	6,432,493
Contractual services	4,356,538	168,863
Supplies	964,446	31,679
Other operating expenses	14,679,127	11,274,235
Depreciation expense	3,986,194	11,886
Total operating expenses	46,232,484	17,919,156
Operating income (loss)	(5,315,490)	1,308,594
Nonoperating revenues (expenses)		
Investment income	495,544	744,429
Miscellaneous revenues	709,131	263,291
Total nonoperating revenues (expenses)	1,204,675	1,007,720
Income (loss) before transfers	(4,110,815)	2,316,314
Transfers in	-	-
Transfers out	-	-
Change in net position	(4,110,815)	2,316,314
Net position (deficit) - beginning	21,706,968	1,024,095
Net position (deficit) - ending	\$ 17,596,153	\$ 3,340,409

See accompanying independent auditor's report.

<u>Employee Health Benefits</u>	<u>Fleet Management</u>	<u>Sheriff's Health Benefits</u>	<u>Total</u>
<u>\$ 57,857,184</u>	<u>\$ 15,217,530</u>	<u>\$ 54,224,437</u>	<u>\$ 187,443,895</u>
44,241,321	2,763,988	-	75,683,981
4,017,592	234,091	41,090,843	49,867,927
1,223	5,396,158	-	6,393,506
12,131	1,871,660	2,186,071	30,023,224
22,524	2,887,750	-	6,908,354
<u>48,294,791</u>	<u>13,153,647</u>	<u>43,276,914</u>	<u>168,876,992</u>
<u>9,562,393</u>	<u>2,063,883</u>	<u>10,947,523</u>	<u>18,566,903</u>
2,132,822	424,526	331,120	4,128,441
138,347	517,775	-	1,628,544
<u>2,271,169</u>	<u>942,301</u>	<u>331,120</u>	<u>5,756,985</u>
11,833,562	3,006,184	11,278,643	24,323,888
2,000,000	-	1,013,273	3,013,273
<u>(1,013,273)</u>	<u>-</u>	<u>-</u>	<u>(1,013,273)</u>
12,820,289	3,006,184	12,291,916	26,323,888
<u>60,303,525</u>	<u>28,782,250</u>	<u>31,019,907</u>	<u>142,836,745</u>
<u>\$ 73,123,814</u>	<u>\$ 31,788,434</u>	<u>\$ 43,311,823</u>	<u>\$ 169,160,633</u>

Pinellas County, Florida
COMBINING STATEMENT OF CASH FLOWS
INTERNAL SERVICE FUNDS
For the year ended September 30, 2020

	<u>Board of County Commissioners</u>	
	<u>Business Technology Services</u>	<u>Risk Financing</u>
CASH FLOWS FROM OPERATING ACTIVITIES:		
Receipts from customers	\$ 40,916,874	\$ 19,295,552
Payments to suppliers	(20,111,627)	(13,212,780)
Payments to employees	(18,523,366)	(6,236,814)
Cash received from other sources	<u>858,258</u>	<u>266,029</u>
Net cash provided (used) by operating activities	<u>3,140,139</u>	<u>111,987</u>
CASH FLOWS FROM NON-CAPITAL FINANCING ACTIVITIES:		
Transfers in	-	-
Transfers out	<u>-</u>	<u>-</u>
Net cash provided (used) by noncapital financing activities	<u>-</u>	<u>-</u>
CASH FLOWS FROM CAPITAL AND RELATED FINANCING ACTIVITIES:		
Acquisition and construction of capital assets	(3,528,770)	(2,756)
Proceeds from sale of capital assets	<u>760</u>	<u>-</u>
Net cash provided (used) by capital and related financing activities	<u>(3,528,010)</u>	<u>(2,756)</u>
CASH FLOWS FROM INVESTING ACTIVITIES:		
Withdrawals from investment pool	8,526,196	11,253,656
Deposits to investment pool	(7,598,261)	(10,607,672)
Interest received on investments	520,260	773,179
Sale of investments	-	-
Purchase of investments	<u>-</u>	<u>-</u>
Net cash provided (used) by investing activities	<u>1,448,195</u>	<u>1,419,163</u>
Net change in cash and cash equivalents	1,060,324	1,528,394
Cash and cash equivalents at beginning of year	<u>1,610,123</u>	<u>4,642,483</u>
Cash and cash equivalents at end of year	<u><u>\$ 2,670,447</u></u>	<u><u>\$ 6,170,877</u></u>

See accompanying independent auditor's report.

<u>Employee Health Benefits</u>	<u>Fleet Management</u>	<u>Sheriff's Health Benefits</u>	<u>Total</u>
\$ 57,815,566	\$ 15,265,466	\$ 49,709,053	\$ 183,002,511
(2,422,142)	(7,055,747)	(45,091,584)	(87,893,880)
(44,027,160)	(2,297,850)	-	(71,085,190)
138,347	265,680	-	1,528,314
<u>11,504,611</u>	<u>6,177,549</u>	<u>4,617,469</u>	<u>25,551,755</u>
2,000,000	-	1,013,273	3,013,273
(1,013,273)	-	-	(1,013,273)
<u>986,727</u>	<u>-</u>	<u>1,013,273</u>	<u>2,000,000</u>
(4,020)	(2,363,610)	-	(5,899,156)
-	343,620	-	344,380
<u>(4,020)</u>	<u>(2,019,990)</u>	<u>-</u>	<u>(5,554,776)</u>
23,950,304	3,079,595	-	46,809,751
(28,920,507)	(7,720,884)	(207,296)	(55,054,620)
2,178,915	419,411	207,296	4,099,061
-	-	4,740,392	4,740,392
<u>-</u>	<u>-</u>	<u>(4,740,392)</u>	<u>(4,740,392)</u>
<u>(2,791,288)</u>	<u>(4,221,878)</u>	<u>-</u>	<u>(4,145,808)</u>
9,696,030	(64,319)	5,630,742	17,851,171
<u>20,190,455</u>	<u>1,697,891</u>	<u>6,323,380</u>	<u>34,464,332</u>
<u>\$ 29,886,485</u>	<u>\$ 1,633,572</u>	<u>\$ 11,954,122</u>	<u>\$ 52,315,503</u>

CONTINUED

Pinellas County, Florida
COMBINING STATEMENT OF CASH FLOWS
INTERNAL SERVICE FUNDS
For the year ended September 30, 2020

	<u>Board of County Commissioners</u>	
	<u>Business Technology Services</u>	<u>Risk Financing</u>
Reconciliation of operating income (loss) to net cash provided (used) by operating activities:		
Operating income (loss)	\$ (5,315,490)	\$ 1,308,594
Adjustments to reconcile operating income (loss) to net cash provided (used) by operating activities:		
Depreciation expense	3,986,194	11,886
Miscellaneous nonoperating revenue	858,256	266,030
Changes in assets and liabilities:		
Accounts receivable	(18,090)	45,474
Inventory	-	-
Due from other funds	18,228	-
Due from other governments	(256)	22,327
Prepaid expenses and other assets	232,400	(471,035)
Pension-related deferred outflows	(684,154)	(41,010)
Vouchers payable	(270,097)	612,121
Due to other funds	(894)	1,942
Due to other governments	(72,925)	15,762
Accrued and other liabilities	1,087,689	(1,860,425)
OPEB liability	(1,746,038)	(236,980)
Net pension liability	3,299,375	228,534
Pension-related deferred inflows	(847,230)	(84,741)
OPEB related deferred outflows	(86,619)	(8,331)
OPEB related deferred inflows	2,699,790	301,839
Total adjustments	8,455,629	(1,196,607)
Net cash provided (used) by operating activities	\$ 3,140,139	\$ 111,987
Non-cash investing, capital and financing activities:		
Change in fair value of investments	\$ 119,997	\$ 185,670
Purchase of capital assets on account	906,548	-

See accompanying independent auditor's report.

<u>Employee Health Benefits</u>	<u>Fleet Management</u>	<u>Sheriff's Health Benefits</u>	<u>Total</u>
\$ 9,562,393	\$ 2,063,883	\$ 10,947,523	\$ 18,566,903
22,524	2,887,750	-	6,908,354
138,347	265,682	-	1,528,315
1,782	6,520	(264,780)	(229,094)
-	187,845	-	187,845
(58,088)	22,698	-	(17,162)
14,688	18,716	(4,233,343)	(4,177,868)
-	-	(527,396)	(766,031)
(7,554)	(83,446)	-	(816,164)
749,870	258,317	(672,245)	677,966
1,013,273	-	-	1,014,321
-	-	(887,747)	(944,910)
(71,381)	40,279	255,457	(548,381)
82,358	(193,278)	-	(2,093,938)
34,121	400,057	-	3,962,087
(6,812)	(100,723)	-	(1,039,506)
(4,448)	(15,973)	-	(115,371)
33,538	419,222	-	3,454,389
<u>1,942,218</u>	<u>4,113,666</u>	<u>(6,330,054)</u>	<u>6,984,852</u>
<u>\$ 11,504,611</u>	<u>\$ 6,177,549</u>	<u>\$ 4,617,469</u>	<u>\$ 25,551,755</u>
\$ 573,680	\$ 119,167	\$ -	\$ 998,514
-	57,210	-	963,758

CONCLUDED

This page intentionally left blank.

FIDUCIARY FUNDS

AGENCY FUNDS

BOARD OF COUNTY COMMISSIONERS

Trust - to account for the receipt and subsequent activity of monies temporarily held in trust until proper disposition can be made. Such monies include, but are not limited to, amounts on deposit for the County Fair, overbids on tax deed sales, unclaimed cancelled checks, and bid bonds on construction projects.

Payroll - to account for the receipt on a biweekly basis of monies related to payroll related obligations to outside parties.

CLERK OF THE CIRCUIT COURT AND COMPTROLLER

Trust - to account for the receipt and subsequent activity of monies temporarily held for others. The monies include deposits in court registry pursuant to court findings, traffic fines to be remitted to cities, intangible and documentary taxes collected to be distributed to the State of Florida, court ordered bonds, and other miscellaneous items.

SHERIFF

Individual Depositors- to account for the receipt and subsequent activity of monies temporarily held for others.

Inmate Trust – to account for the receipt and subsequent activity of monies temporarily held for inmates of the County jail system.

Payroll - to account for the receipt and subsequent disbursement of employee payroll deductions for distribution to third parties.

TAX COLLECTOR

Tax Collection - to account for: (1) ad valorem property taxes collected from property owners throughout the County and distributed to the School Board, municipalities in the County, and independent tax districts and (2) monies collected from vehicle owners for vehicle license tags. These monies are then remitted to the State of Florida.

Pinellas County, Florida
COMBINING BALANCE SHEET
AGENCY FUNDS
September 30, 2020

	<u>Board of County Commissioners</u>		<u>Clerk of the Circuit Court and Comptroller</u>
	<u>Trust</u>	<u>Payroll</u>	<u>Trust</u>
ASSETS			
Cash	\$ 690,434	\$ 1,503,256	\$ 31,760,041
Investments	4,652,536	-	-
Accounts and notes receivable, net	-	6	-
Accrued interest receivable	18,458	-	-
Due from other governments	-	-	18,014
Total assets	<u>\$ 5,361,428</u>	<u>\$ 1,503,262</u>	<u>\$ 31,778,055</u>
LIABILITIES			
Vouchers payable	\$ 578	\$ -	\$ -
Due to other governments	5,209	-	8,366,324
Accrued liabilities	-	1,503,262	-
Deposits and other current liabilities	5,355,641	-	23,411,731
Total liabilities	<u>\$ 5,361,428</u>	<u>\$ 1,503,262</u>	<u>\$ 31,778,055</u>

See accompanying independent auditor's report.

Sheriff - Agency Funds			Tax Collector	
Individual Depositors	Inmate Trust	Payroll	Tax Collection	Total
\$ 22,770	\$ 242,493	\$ -	\$ 26,376,002	\$ 60,594,996
-	-	-	-	4,652,536
1,260	1,194	213,822	3,115,723	3,332,005
-	-	-	-	18,458
-	-	-	22,609	40,623
<u>\$ 24,030</u>	<u>\$ 243,687</u>	<u>\$ 213,822</u>	<u>\$ 29,514,334</u>	<u>\$ 68,638,618</u>
\$ -	\$ 85,938	\$ 213,800	\$ -	\$ 300,316
-	-	-	27,692,684	36,064,217
-	-	22	-	1,503,284
24,030	157,749	-	1,821,650	30,770,801
<u>\$ 24,030</u>	<u>\$ 243,687</u>	<u>\$ 213,822</u>	<u>\$ 29,514,334</u>	<u>\$ 68,638,618</u>

Pinellas County, Florida
ALL AGENCY FUNDS
COMBINING STATEMENT OF CHANGES IN ASSETS AND LIABILITIES
For the year ended September 30, 2020

	Balance October 1, 2019	Additions	Deductions	Balance September 30, 2020
BOARD OF COUNTY COMMISSIONERS:				
<u>TRUST FUND</u>				
ASSETS				
Cash	\$ 1,150,533	\$ 2,657,740	\$ 3,117,839	\$ 690,434
Investments	7,190,259	12,397,667	14,935,390	4,652,536
Accounts receivable	5,000	505,156	510,156	-
Accrued interest receivable	33,376	18,458	33,376	18,458
	<u>8,379,168</u>	<u>15,579,021</u>	<u>18,596,761</u>	<u>5,361,428</u>
Total assets	<u>\$ 8,379,168</u>	<u>\$ 15,579,021</u>	<u>\$ 18,596,761</u>	<u>\$ 5,361,428</u>
LIABILITIES				
Vouchers payable	\$ 6,001	\$ 399,531	\$ 404,954	\$ 578
Due to other governments	128,515	95,157	218,463	5,209
Deposits and other current liabilities	8,244,652	1,121,713	4,010,724	5,355,641
	<u>8,379,168</u>	<u>1,616,401</u>	<u>4,634,141</u>	<u>5,361,428</u>
Total liabilities	<u>\$ 8,379,168</u>	<u>\$ 1,616,401</u>	<u>\$ 4,634,141</u>	<u>\$ 5,361,428</u>
<u>PAYROLL FUND</u>				
ASSETS				
Cash	\$ 1,287,701	\$ 176,044,553	\$ 175,828,998	\$ 1,503,256
Accounts receivable	-	207	201	6
	<u>1,287,701</u>	<u>176,044,760</u>	<u>175,829,199</u>	<u>1,503,262</u>
Total assets	<u>\$ 1,287,701</u>	<u>\$ 176,044,760</u>	<u>\$ 175,829,199</u>	<u>\$ 1,503,262</u>
LIABILITIES				
Vouchers payable	\$ -	\$ 1,402,933	\$ 1,402,933	\$ -
Accrued liabilities	1,287,701	218,894,097	218,678,536	1,503,262
	<u>1,287,701</u>	<u>218,894,097</u>	<u>218,678,536</u>	<u>1,503,262</u>
Total liabilities	<u>\$ 1,287,701</u>	<u>\$ 220,297,030</u>	<u>\$ 220,081,469</u>	<u>\$ 1,503,262</u>

Pinellas County, Florida
ALL AGENCY FUNDS
COMBINING STATEMENT OF CHANGES IN ASSETS AND LIABILITIES
For the year ended September 30, 2020

	Balance October 1, 2019	Additions	Deductions	Balance September 30, 2020
CLERK OF THE CIRCUIT COURT AND COMPTROLLER:				
<u>TRUST FUND</u>				
ASSETS				
Cash	\$ 30,745,502	\$ 406,034,650	\$ 405,020,111	\$ 31,760,041
Investments	108	-	108	-
Due from other governments	<u>13,345</u>	<u>108,272</u>	<u>103,603</u>	<u>18,014</u>
 Total assets	 <u>\$ 30,758,955</u>	 <u>\$ 406,142,922</u>	 <u>\$ 405,123,822</u>	 <u>\$ 31,778,055</u>
LIABILITIES				
Due to other governments	\$ 6,448,100	\$ 255,114,404	\$ 253,196,180	\$ 8,366,324
Deposits and other current liabilities	<u>24,310,855</u>	<u>151,028,518</u>	<u>151,927,642</u>	<u>23,411,731</u>
 Total liabilities	 <u>\$ 30,758,955</u>	 <u>\$ 406,142,922</u>	 <u>\$ 405,123,822</u>	 <u>\$ 31,778,055</u>

Pinellas County, Florida
ALL AGENCY FUNDS
COMBINING STATEMENT OF CHANGES IN ASSETS AND LIABILITIES
For the year ended September 30, 2020

	Balance October 1, 2019	Additions	Deductions	Balance September 30, 2020
SHERIFF:				
<u>INDIVIDUAL DEPOSITORS</u>				
<u>FUND</u>				
ASSETS				
Cash	\$ 137,583	\$ 774,553	\$ 889,366	\$ 22,770
Accounts receivable	<u>-</u>	<u>3,254</u>	<u>1,994</u>	<u>1,260</u>
Total assets	<u>\$ 137,583</u>	<u>\$ 777,807</u>	<u>\$ 891,360</u>	<u>\$ 24,030</u>
LIABILITIES				
Vouchers Payable	\$ 15,784	\$ 552,324	\$ 568,108	\$ -
Deposits and other current liabilities	<u>121,799</u>	<u>210,597</u>	<u>308,366</u>	<u>24,030</u>
Total liabilities	<u>\$ 137,583</u>	<u>\$ 762,921</u>	<u>\$ 876,474</u>	<u>\$ 24,030</u>
<u>INMATE TRUST</u>				
ASSETS				
Cash	\$ 201,420	\$ 5,804,837	\$ 5,763,764	\$ 242,493
Accounts receivable	<u>12,741</u>	<u>1,194</u>	<u>12,741</u>	<u>1,194</u>
Total assets	<u>\$ 214,161</u>	<u>\$ 5,806,031</u>	<u>\$ 5,776,505</u>	<u>\$ 243,687</u>
LIABILITIES				
Vouchers payable	\$ 70,199	\$ 98,938	\$ 83,199	\$ 85,938
Deposits and other current liabilities	<u>143,962</u>	<u>5,850,231</u>	<u>5,836,444</u>	<u>157,749</u>
Total liabilities	<u>\$ 214,161</u>	<u>\$ 5,949,169</u>	<u>\$ 5,919,643</u>	<u>\$ 243,687</u>

Pinellas County, Florida
ALL AGENCY FUNDS
COMBINING STATEMENT OF CHANGES IN ASSETS AND LIABILITIES
For the year ended September 30, 2020

	Balance October 1, 2019	Additions	Deductions	Balance September 30, 2020
SHERIFF (CONTINUED):				
<u>PAYROLL FUND</u>				
ASSETS				
Cash	\$ 1,294	\$ 147,714,611	\$ 147,715,905	\$ -
Accounts receivable	206,110	213,822	206,110	213,822
	<u>206,110</u>	<u>213,822</u>	<u>206,110</u>	<u>213,822</u>
Total assets	<u>\$ 207,404</u>	<u>\$ 147,928,433</u>	<u>\$ 147,922,015</u>	<u>\$ 213,822</u>
LIABILITIES				
Vouchers payable	\$ 206,110	\$ 149,583,325	\$ 149,575,635	\$ 213,800
Accrued liabilities	1,294	149,795,104	149,796,376	22
	<u>1,294</u>	<u>149,795,104</u>	<u>149,796,376</u>	<u>22</u>
Total liabilities	<u>\$ 207,404</u>	<u>\$ 299,378,429</u>	<u>\$ 299,372,011</u>	<u>\$ 213,822</u>
TAX COLLECTOR:				
<u>TAX COLLECTION FUND</u>				
ASSETS				
Cash	\$ 24,103,334	\$ 2,170,294,048	\$ 2,168,021,380	\$ 26,376,002
Accounts receivable	3,300,310	78,411,998	78,596,585	3,115,723
Due from other governments	20,118	272,812	270,321	22,609
	<u>20,118</u>	<u>272,812</u>	<u>270,321</u>	<u>22,609</u>
Total assets	<u>\$ 27,423,762</u>	<u>\$ 2,248,978,858</u>	<u>\$ 2,246,888,286</u>	<u>\$ 29,514,334</u>
LIABILITIES				
Due to other governments	26,585,636	2,053,477,768	2,052,370,720	27,692,684
Deposits and other current liabilities	838,126	2,328,222,948	2,327,239,424	1,821,650
	<u>838,126</u>	<u>2,328,222,948</u>	<u>2,327,239,424</u>	<u>1,821,650</u>
Total liabilities	<u>\$ 27,423,762</u>	<u>\$ 4,381,700,716</u>	<u>\$ 4,379,610,144</u>	<u>\$ 29,514,334</u>

Pinellas County, Florida
ALL AGENCY FUNDS
COMBINING STATEMENT OF CHANGES IN ASSETS AND LIABILITIES
For the year ended September 30, 2020

	Balance October 1, 2019	Additions	Deductions	Balance September 30, 2020
TOTAL ALL AGENCY FUNDS:				
ASSETS				
Cash	\$ 57,627,367	\$ 2,909,324,992	\$ 2,906,357,363	\$ 60,594,996
Investments	7,190,367	12,397,667	14,935,498	4,652,536
Accounts receivable	3,524,161	79,135,631	79,327,787	3,332,005
Accrued interest receivable	33,376	18,458	33,376	18,458
Due from other governments	33,463	381,084	373,924	40,623
	<u>68,408,734</u>	<u>3,001,257,832</u>	<u>3,001,027,948</u>	<u>68,638,618</u>
Total assets	<u>\$ 68,408,734</u>	<u>\$ 3,001,257,832</u>	<u>\$ 3,001,027,948</u>	<u>\$ 68,638,618</u>
LIABILITIES				
Vouchers payable	\$ 298,094	\$ 152,037,051	\$ 152,034,829	\$ 300,316
Due to other governments	33,162,251	2,308,687,329	2,305,785,363	36,064,217
Accrued liabilities	1,288,995	368,689,201	368,474,912	1,503,284
Deposits and other current liabilities	33,659,394	2,486,434,007	2,489,322,600	30,770,801
	<u>68,408,734</u>	<u>5,315,847,588</u>	<u>5,315,617,704</u>	<u>68,638,618</u>
Total liabilities	<u>\$ 68,408,734</u>	<u>\$ 5,315,847,588</u>	<u>\$ 5,315,617,704</u>	<u>\$ 68,638,618</u>

III: STATISTICAL SECTION

This section of the report provides statement readers with additional historical perspective and detail to assist in understanding what the information in the financial statements and notes say about the County's economic condition.

	Pages
Financial Trend Information	157-164
These schedules contain information to assist readers in understanding and assessing how the County's financial performance and financial position have changed over time. The 2010 balances in Schedules 3 been restated for the effects of implementing GASB Statement Number 54, Fund Balance Reporting and Governmental Fund Type Definitions.	
Revenue Capacity Information	165-170
These schedules contain information to assist readers in understanding and assessing factors affecting the County's most significant local revenue source, property taxes.	
Debt Capacity Information	171-173
These schedules contain information to assist readers in understanding and assessing the County's debt burden and its ability to issue additional debt in the future.	
Demographic and Economic Information	174-176
These schedules provide leaders information to assist in understanding and assessing the socioeconomic environment in which the County operates.	
Operating Information	177-179
These schedules provide operating indicators and capital asset data to assist readers in understanding how the information contained in this financial report relates to the services the County provides and the activities it performs.	

SCHEDULE 1

Pinellas County, Florida NET POSITION BY COMPONENT

Last Ten Fiscal Years
(Accrual Basis of Accounting)
(dollars in thousands)

	Fiscal Year			
	2011	Restated 2012	2013	2014
GOVERNMENTAL ACTIVITIES				
Net investment in capital assets	\$ 1,754,831	\$ 1,773,977	\$ 1,839,336	\$ 1,895,452
Restricted	136,769	179,136	183,841	200,453
Unrestricted (deficit)	<u>36,472</u>	<u>(10,408)</u>	<u>(62,337)</u>	<u>(96,605)</u>
Total governmental activities net position	<u>1,928,072</u>	<u>1,942,705</u>	<u>1,960,840</u>	<u>1,999,300</u>
BUSINESS-TYPE ACTIVITIES				
Net investment in capital assets	1,142,998	1,161,308	1,163,552	1,159,912
Restricted for:	4,161	4,789	4,728	6,267
Unrestricted (deficit)	<u>286,490</u>	<u>315,690</u>	<u>338,181</u>	<u>365,066</u>
Total business-type activities net position	<u>1,433,649</u>	<u>1,481,787</u>	<u>1,506,461</u>	<u>1,531,245</u>
PRIMARY GOVERNMENT				
Net investment in capital assets	2,897,829	2,935,285	3,002,888	3,055,364
Restricted	140,930	183,925	188,569	206,720
Unrestricted (deficit)	<u>322,962</u>	<u>305,282</u>	<u>275,844</u>	<u>268,461</u>
Total primary government net position	<u>\$ 3,361,721</u>	<u>\$ 3,424,492</u>	<u>\$ 3,467,301</u>	<u>\$ 3,530,545</u>

Fiscal Year					
2015	2016	2017	2018	2019	2020
\$ 1,884,829	\$ 1,884,979	\$ 1,926,211	\$ 1,984,768	\$ 2,001,065	\$ 2,037,594
270,318	346,076	359,828	344,174	395,598	325,254
(365,183)	(402,939)	(453,409)	(859,644)	(894,510)	(817,331)
<u>1,789,964</u>	<u>1,828,116</u>	<u>1,832,630</u>	<u>1,469,298</u>	<u>1,502,153</u>	<u>1,545,517</u>
1,161,321	1,208,845	1,279,701	1,359,345	1,408,140	1,441,448
6,356	7,477	7,357	8,338	8,171	9,600
<u>375,391</u>	<u>377,679</u>	<u>372,117</u>	<u>300,625</u>	<u>313,390</u>	<u>352,035</u>
<u>1,543,068</u>	<u>1,594,001</u>	<u>1,659,175</u>	<u>1,668,308</u>	<u>1,729,701</u>	<u>1,803,083</u>
3,046,150	3,093,824	3,205,912	3,344,113	3,409,205	3,479,042
276,674	353,553	367,185	352,512	403,769	334,854
10,208	(25,260)	(81,292)	(559,019)	(581,120)	(465,296)
<u>\$ 3,333,032</u>	<u>\$ 3,422,117</u>	<u>\$ 3,491,805</u>	<u>\$ 3,137,606</u>	<u>\$ 3,231,854</u>	<u>\$ 3,348,600</u>

SCHEDULE 2

Pinellas County, Florida CHANGES IN NET POSITION

Last Ten Fiscal Years
(Accrual Basis of Accounting)
(dollars in thousands)

	Fiscal Year			
	2011	Restated 2012	2013	2014
EXPENSES				
Governmental activities:				
General government	\$ 169,463	\$ 161,142	\$ 163,160	\$ 165,381
Public safety	389,679	395,598	408,627	429,479
Physical environment	22,894	19,632	21,440	32,596
Transportation	50,585	53,187	49,769	48,388
Economic environment	35,867	42,589	45,840	48,329
Human services	53,827	80,305	61,140	62,658
Culture and recreation	26,773	28,347	29,149	27,831
Interest and fiscal charges	6,166	7,027	7,036	7,857
Total governmental activities expenses	<u>755,254</u>	<u>787,827</u>	<u>786,161</u>	<u>822,519</u>
Business-type activities:				
Water System	90,395	90,635	92,234	87,677
Sewer System	58,181	60,214	61,380	63,501
Solid Waste System	67,692	40,724	65,769	85,572
Nonmajor enterprise fund	13,398	12,438	12,758	13,147
Total business-type activities expenses	<u>229,666</u>	<u>204,011</u>	<u>232,141</u>	<u>249,897</u>
Total primary government expenses	<u>984,920</u>	<u>991,838</u>	<u>1,018,302</u>	<u>1,072,416</u>
PROGRAM REVENUES				
Governmental activities:				
Charges for services:				
General government	48,473	48,244	53,742	69,531
Public safety	82,876	83,763	86,031	92,819
Economic environment	8,501	7,829	13,531	11,882
Other activities	22,132	28,615	21,708	32,095
Operating grants and contributions	122,579	128,410	117,382	101,430
Capital grants and contributions	8,343	9,177	9,763	19,404
Total governmental activities program revenues	<u>292,904</u>	<u>306,038</u>	<u>302,157</u>	<u>327,161</u>
Business-type activities:				
Charges for services:				
Water System	90,989	86,844	88,464	91,966
Sewer System	56,315	61,373	66,039	70,767
Solid Waste System	85,440	84,547	86,910	93,102
Nonmajor enterprise fund	9,916	9,866	10,253	10,982
Operating grants and contributions	101	171	244	-
Capital grants and contributions	4,309	9,785	4,905	7,864
Total business-type activities program revenues	<u>247,070</u>	<u>252,586</u>	<u>256,815</u>	<u>274,681</u>
Total primary government program revenues	<u>539,974</u>	<u>558,624</u>	<u>558,972</u>	<u>601,842</u>
NET (EXPENSE)/REVENUE				
Governmental activities	(462,350)	(481,789)	(484,004)	(495,358)
Business-type activities	17,404	48,575	24,674	24,784
Total primary government net expense	<u>(444,946)</u>	<u>(433,214)</u>	<u>(459,330)</u>	<u>(470,574)</u>
GENERAL REVENUES AND OTHER CHANGES IN NET POSITION				
Governmental activities:				
Taxes:				
Property taxes	358,579	354,375	360,708	385,583
Sales taxes	25,585	28,746	31,098	35,053
Tourist taxes	74,715	77,759	80,877	84,789
Fuel taxes	16,211	16,248	16,840	16,823
Communication service tax	10,526	10,753	10,630	10,581
Transfers in (out)	-	-	-	-
Unrestricted investment earnings	1,938	1,761	1,986	989
Total governmental activities	<u>487,554</u>	<u>489,642</u>	<u>502,139</u>	<u>533,818</u>
Business-type activities:				
Special items	-	-	-	-
Transfers in (out)	-	-	-	-
Total business-type activities	<u>-</u>	<u>-</u>	<u>-</u>	<u>-</u>
Total primary government	<u>487,554</u>	<u>489,642</u>	<u>502,139</u>	<u>533,818</u>
CHANGE IN NET POSITION				
Governmental activities	25,204	7,853	18,135	38,460
Business-type activities	17,404	48,575	24,674	24,784
Total primary government	<u>\$ 42,608</u>	<u>\$ 56,428</u>	<u>\$ 42,809</u>	<u>\$ 63,244</u>

Fiscal Year					
2015	2016	2017	2018	2019	2020
\$ 160,319	\$ 188,539	\$ 191,832	\$ 189,938	\$ 205,955	\$ 218,548
437,704	476,917	512,824	540,339	591,729	649,516
35,054	37,867	38,556	39,946	45,054	38,814
55,497	57,663	86,506	78,137	86,530	69,150
58,007	63,128	62,250	87,828	101,259	101,593
60,527	62,431	66,890	66,339	67,358	65,740
25,973	33,239	30,562	31,659	31,750	31,675
8,826	827	846	868	384	297
<u>841,907</u>	<u>920,611</u>	<u>990,266</u>	<u>1,035,054</u>	<u>1,130,019</u>	<u>1,175,333</u>
84,925	81,121	81,505	84,751	88,809	88,079
65,040	65,519	67,957	70,090	72,815	72,926
92,079	78,538	83,797	91,435	88,952	84,230
14,172	15,397	17,866	19,247	21,414	21,193
<u>256,216</u>	<u>240,575</u>	<u>251,125</u>	<u>265,523</u>	<u>271,990</u>	<u>266,428</u>
<u>1,098,123</u>	<u>1,161,186</u>	<u>1,241,391</u>	<u>1,300,577</u>	<u>1,402,009</u>	<u>1,441,761</u>
70,703	74,359	73,195	71,918	73,083	71,158
93,881	95,194	103,922	107,772	112,788	115,892
10,663	15,799	11,411	12,232	42,003	13,539
50,269	37,328	40,485	42,724	45,816	46,596
109,404	110,630	112,661	118,269	129,247	185,860
3,173	16,860	5,353	10,551	11,065	18,293
<u>338,093</u>	<u>350,170</u>	<u>347,027</u>	<u>363,466</u>	<u>414,002</u>	<u>451,338</u>
90,232	89,999	90,178	94,325	96,363	94,904
74,540	75,367	80,441	78,534	82,105	88,527
93,825	96,903	101,802	107,171	113,914	116,901
12,811	13,795	17,215	19,536	24,099	15,872
-	89	560	51	350	4,083
18,533	15,355	13,981	11,378	16,552	19,521
<u>289,941</u>	<u>291,508</u>	<u>304,177</u>	<u>310,995</u>	<u>333,383</u>	<u>339,808</u>
<u>628,034</u>	<u>641,678</u>	<u>651,204</u>	<u>674,461</u>	<u>747,385</u>	<u>791,146</u>
(503,814)	(570,441)	(643,239)	(671,588)	(716,017)	(723,995)
33,725	50,933	53,052	45,472	61,393	73,380
<u>(470,089)</u>	<u>(519,508)</u>	<u>(590,187)</u>	<u>(626,116)</u>	<u>(654,624)</u>	<u>(650,615)</u>
410,220	436,414	467,876	504,585	543,977	584,609
39,323	49,502	54,787	59,718	63,083	98,094
89,531	92,990	94,951	99,257	103,244	48,804
17,371	17,861	18,013	18,059	17,988	16,288
10,290	9,690	9,425	8,909	8,691	8,951
-	-	400	950	-	-
1,545	2,136	2,301	3,797	11,890	10,613
<u>568,280</u>	<u>608,593</u>	<u>647,753</u>	<u>695,275</u>	<u>748,873</u>	<u>767,359</u>
(2,658)	-	12,522	-	-	-
-	-	(400)	(950)	-	-
<u>(2,658)</u>	<u>-</u>	<u>12,122</u>	<u>(950)</u>	<u>-</u>	<u>-</u>
<u>565,622</u>	<u>608,593</u>	<u>659,875</u>	<u>694,325</u>	<u>748,873</u>	<u>767,359</u>
64,466	38,152	4,514	23,687	32,856	43,364
31,067	50,933	65,174	44,522	61,393	73,380
<u>\$ 95,533</u>	<u>\$ 89,085</u>	<u>\$ 69,688</u>	<u>\$ 68,209</u>	<u>\$ 94,249</u>	<u>\$ 116,744</u>

SCHEDULE 3

Pinellas County, Florida

FUND BALANCES OF GOVERNMENTAL FUNDS

Last Ten Fiscal Years

(Modified Accrual Basis of Accounting)

(dollars in thousands)

	Fiscal Year			
	2011	Restated 2012	2013	2014
GENERAL FUND				
Nonspendable	\$ 61	\$ 43	\$ 47	\$ 53
Committed	29,000	28,100	27,200	28,500
Assigned	58,800	58,700	54,600	58,100
Unassigned	38,938	41,383	29,320	30,574
Total general fund	<u>\$ 126,799</u>	<u>\$ 128,226</u>	<u>\$ 111,167</u>	<u>\$ 117,227</u>
ALL OTHER GOVERNMENTAL FUNDS				
Nonspendable	\$ 3,007	\$ 2,613	\$ 3,186	\$ 3,614
Restricted	113,663	163,788	158,527	170,617
Committed	6,922	7,847	8,506	6,305
Assigned	-	-	-	5,602
Total all other governmental funds	<u>\$ 123,592</u>	<u>\$ 174,248</u>	<u>\$ 170,219</u>	<u>\$ 186,138</u>

Fiscal Year					
2015	2016	2017	2018	2019	2020
\$ 388	\$ 412	\$ 474	\$ 581	\$ 607	\$ 8,090
-	-	-	-	-	-
28,498	31,878	31,021	15,619	28,301	123,942
98,593	92,046	85,363	102,162	116,321	57,288
<u>\$ 127,479</u>	<u>\$ 124,336</u>	<u>\$ 116,858</u>	<u>\$ 118,362</u>	<u>\$ 145,229</u>	<u>\$ 189,320</u>
\$ 4,245	\$ 4,192	\$ 4,574	\$ 6,181	\$ 6,726	\$ 7,564
224,503	287,303	287,132	308,857	327,386	348,572
9,244	11,515	14,637	1,226	1,346	1,460
4,926	5,414	6,279	4,171	652	-
<u>\$ 242,918</u>	<u>\$ 308,424</u>	<u>\$ 312,622</u>	<u>\$ 320,435</u>	<u>\$ 336,110</u>	<u>\$ 357,596</u>

SCHEDULE 4

Pinellas County, Florida

CHANGES IN FUND BALANCES OF GOVERNMENTAL FUNDS

Last Ten Fiscal Years

(Modified Accrual Basis of Accounting)

(dollars in thousands)

	Fiscal Year			
	2011	Restated 2012	2013	2014
REVENUES				
Taxes	\$ 486,317	\$ 488,562	\$ 500,153	\$ 532,829
Licenses and permits	5,141	5,547	6,294	6,555
Intergovernmental	130,910	137,654	127,569	121,024
Charges for services	101,560	105,539	116,543	130,583
Fines and forfeitures	5,369	4,619	4,771	8,988
Special assessments	2,542	2,511	2,490	18,683
Impact fees	1,445	1,274	1,348	1,789
Investment income	1,548	1,545	2,214	1,279
Miscellaneous	44,630	48,973	39,832	38,933
Total revenues	<u>779,462</u>	<u>796,224</u>	<u>801,214</u>	<u>860,663</u>
EXPENDITURES				
General government	157,721	152,486	153,769	153,404
Public safety	362,496	346,754	369,337	380,091
Physical environment	11,709	12,115	14,203	22,922
Transportation	26,921	25,983	25,789	23,974
Economic environment	34,912	40,442	39,632	47,337
Human services	50,041	65,175	62,576	64,298
Culture and recreation	23,915	21,972	24,389	22,792
Capital outlay	75,213	76,718	126,652	120,015
Debt service				
Principal retirement	30	-	453	976
Interest and fiscal charges	6,165	7,026	7,036	7,857
Total expenditures	<u>749,123</u>	<u>748,671</u>	<u>823,836</u>	<u>843,666</u>
Excess (deficiency) of revenues over (under) expenditures	<u>30,339</u>	<u>47,553</u>	<u>(22,622)</u>	<u>16,997</u>
OTHER FINANCING SOURCES (USES)				
Proceeds from financed purchases	-	-	3,400	6,482
Distribution of excess court revenue to the State	-	-	-	-
Transfers in	305,120	282,147	285,545	300,802
Transfers out	(306,970)	(284,147)	(287,757)	(302,802)
Total other financing sources (uses)	<u>(1,850)</u>	<u>(2,000)</u>	<u>1,188</u>	<u>4,482</u>
Net change in fund balances	<u>\$ 28,489</u>	<u>\$ 45,553</u>	<u>\$ (21,434)</u>	<u>\$ 21,479</u>
Debt service as a percentage of noncapital expenditures	1 %	1 %	1 %	1 %

Fiscal Year					
2015	2016	2017	2018	2019	2020
\$ 566,735	\$ 606,456	\$ 645,051	\$ 690,529	\$ 736,983	\$ 756,746
7,064	7,793	8,385	8,738	8,358	8,870
112,577	127,490	118,017	129,589	137,670	205,617
135,847	139,773	146,174	149,660	149,461	144,602
7,327	7,052	7,286	7,536	6,295	5,997
21,130	20,716	21,522	21,685	21,631	21,639
1,578	2,140	1,940	2,079	1,953	1,643
2,367	3,106	4,053	6,316	19,851	16,988
50,480	37,390	41,631	42,975	44,641	51,456
<u>905,105</u>	<u>951,916</u>	<u>994,059</u>	<u>1,059,107</u>	<u>1,126,843</u>	<u>1,213,558</u>
159,441	165,282	171,178	176,202	188,287	195,381
402,968	434,088	458,742	486,430	514,380	568,624
25,471	24,782	26,826	27,512	33,379	28,530
28,390	31,280	59,078	49,977	58,996	40,829
54,055	63,659	60,910	87,147	99,729	99,799
60,375	65,245	67,548	65,808	65,944	64,400
23,821	24,342	24,126	26,191	26,472	26,699
75,810	77,464	123,787	130,018	104,248	115,256
2,751	3,946	4,395	5,506	5,345	6,133
8,756	768	794	817	333	297
<u>841,838</u>	<u>890,856</u>	<u>997,384</u>	<u>1,055,608</u>	<u>1,097,113</u>	<u>1,145,948</u>
<u>63,267</u>	<u>61,060</u>	<u>(3,325)</u>	<u>3,499</u>	<u>29,730</u>	<u>67,610</u>
5,520	3,577	2,622	6,127	14,200	-
-	-	-	-	-	(35)
318,820	339,544	363,021	370,158	399,499	408,500
<u>(320,820)</u>	<u>(341,544)</u>	<u>(365,571)</u>	<u>(371,208)</u>	<u>(401,499)</u>	<u>(410,500)</u>
<u>3,520</u>	<u>1,577</u>	<u>72</u>	<u>5,077</u>	<u>12,200</u>	<u>(2,035)</u>
<u>\$ 66,787</u>	<u>\$ 62,637</u>	<u>\$ (3,253)</u>	<u>\$ 8,576</u>	<u>\$ 41,930</u>	<u>\$ 65,575</u>
2 %	1 %	1 %	1 %	1 %	1 %

SCHEDULE 5

Pinellas County, Florida

ASSESSED VALUE AND ESTIMATED ACTUAL VALUE OF TAXABLE PROPERTY

Last Ten Fiscal Years
(dollars in thousands)

Fiscal Year	Estimated Actual Value (a)			Exemptions (b)		
	Real Property	Personal Property	Centrally Assessed Property	Real Property	Personal Property	Centrally Assessed Property
2011	\$ 72,706,667	\$ 5,549,428	\$ 8,620	\$ 18,769,423	\$ 1,290,629	\$ 974
2012	69,463,456	5,568,771	9,249	18,225,237	1,378,036	900
2013	68,148,968	5,297,509	9,551	17,883,079	1,221,707	932
2014	69,909,285	5,367,059	10,072	17,977,408	1,215,274	1,036
2015	73,533,761	5,380,827	10,431	18,143,724	1,129,342	1,103
2016	77,758,860	5,446,116	10,610	18,479,637	1,135,548	1,179
2017	82,469,890	5,495,189	11,267	18,681,007	1,122,875	1,235
2018	88,007,452	5,792,668	11,158	19,144,820	1,161,984	1,303
2019	94,452,257	6,358,567	11,634	19,820,511	1,624,365	1,370
2020	101,170,285	6,448,936	11,221	20,657,790	1,502,659	1,129

Source: Pinellas County Property Appraiser Revised Recap of Ad Valorem Assessment tools of Pinellas County, Form DR-403V

- (a) Section 192.001(2), Florida Statutes, defines assessed value of property as "an annual determination of the just or fair market of an items or property..." Therefore, grossed assessed value is "Estimated Actual Value". Assessed value is estimated and adjusted annually with a physical inspection every third year.
- (b) Exemptions are provided for agricultural government, institutional and historic preservation property. Exemptions available solely to residential property include, but are not limited to, widows/widowers, disabled/blind, \$25,000 homestead differential (capped values).
- (c) Centrally assessed property is property that is assessed by the State of Florida rather than by the Property Appraiser since the property is located in more than one county.
- (d) Total Direct Rate is the average of the direct rates levied (taxes levied to total taxable value).

Taxable Assessed Value				
<u>Real Property</u>	<u>Personal Property</u>	<u>Centrally Assessed Property (c)</u>	<u>Total</u>	<u>Total Direct Tax Rate (d)</u>
\$ 53,937,244	\$ 4,258,799	\$ 7,646	\$ 58,203,689	6.322
51,238,219	4,190,735	8,349	55,437,303	6.598
50,265,889	4,075,802	8,619	54,350,310	6.858
51,931,877	4,151,785	9,036	56,092,698	7.104
55,390,037	4,251,485	9,328	59,650,850	7.107
59,279,223	4,310,568	9,431	63,599,222	7.094
63,788,883	4,372,314	10,032	68,171,229	7.086
68,862,632	4,630,684	9,855	73,503,171	7.096
74,631,746	4,734,202	10,264	79,376,212	7.085
80,512,495	4,946,277	10,092	85,468,864	7.070

SCHEDULE 6

Pinellas County, Florida

DIRECT AND OVERLAPPING PROPERTY TAX RATES

Last Ten Fiscal Years

(millage rates expressed to the nearest thousandth)

	Fiscal Year			
	2011	2012	2013	2014
DIRECT RATES (a)				
Countywide				
Pinellas County Government	4.811	4.811	5.011	5.276
Special Revenue:				
Health Department	0.062	0.062	0.062	0.062
Emergency Medical Services	0.583	0.851	0.916	0.916
Total Countywide	5.456	5.724	5.989	6.254
Maximum allowed (b)	10.000	10.000	10.000	10.000
Unincorporated Area				
Municipal Services Tax Units:				
General MSTU	2.086	2.086	2.086	2.086
Feather Sound	0.566	0.566	0.500	0.500
Library Services - Coop	0.444	0.444	0.444	0.500
Eastlake Library Services District	-	-	-	0.250
Eastlake Recreation District	-	-	-	-
Palm Harbor	0.438	0.438	0.500	0.500
Belleair Bluffs Fire	1.732	1.732	1.732	1.732
Clearwater Fire	2.139	2.569	3.209	3.209
Dunedin Fire	2.010	2.258	3.553	3.553
Gandy Fire	2.159	2.260	2.260	2.298
High Point Fire	3.264	4.192	4.192	2.670
Largo Fire	3.438	3.513	3.561	3.561
Pinellas Park Fire	2.368	2.368	2.368	3.016
Safety Harbor Fire	2.680	2.680	2.763	2.812
Seminole Fire	1.958	1.958	1.958	1.958
South Pasadena Fire	2.219	3.126	0.914	0.914
Tarpon Springs Fire	2.375	2.375	2.375	2.375
Tierra Verde Fire	1.738	1.909	1.912	1.912
Maximum allowed (b)	10.000	10.000	10.000	10.000
Total Direct Rates (c)	6.322	6.598	6.858	7.104
OVERLAPPING RATES (d)				
Countywide				
School Board	8.340	8.358	8.302	8.060
Pinellas Planning Council	0.013	0.013	0.013	0.016
Juvenile Welfare Board	0.792	0.834	0.898	0.898
Pinellas Anclote River Basin	0.260	-	-	-
Southwest Florida Water				
Management District	0.377	0.393	0.393	0.382
Not Countywide				
Municipalities				
Lowest	0.665	0.665	0.665	0.618
Highest	5.913	5.943	6.774	6.770
Pinellas Suncoast Transit	0.560	0.731	0.731	0.731
Independent Special Districts:				
Clearwater Downtown Dvlpmnt	0.965	0.965	0.965	0.965
East Lake Fire	1.390	1.510	1.700	1.980
Lealman Fire	4.483	4.483	4.483	4.483
Palm Harbor Fire	2.000	2.000	2.000	2.000
Pinellas Park Water				
Management District	1.543	1.543	1.651	1.867

Source: Pinellas County Property Appraiser Form DR-403CC and DR-403BM

- (a) Direct rates support the ad valorem revenue base recognized by the County.
- (b) Section 200.071, Florida Statutes, a county may not levy in excess of 10 mills, except for voted levies and for services or facilities provided through a municipal services taxing unit (MSTU).
- (c) Total direct rates is the average of the direct rates (taxes levied to total taxable value).
- (d) Overlapping rates are those rates levied by other local governments who apply to all County residents; for example, each incorporated municipality within the County also taxes its respective residents, etc.

Fiscal Year					
2015	2016	2017	2018	2019	2020
5.276	5.276	5.276	5.276	5.276	5.276
0.062	0.062	0.062	0.084	0.084	0.084
0.916	0.916	0.916	0.916	0.916	0.916
6.254	6.254	6.254	6.276	6.276	6.276
10.000	10.000	10.000	10.000	10.000	10.000
2.086	2.086	2.086	2.086	2.086	2.086
0.500	0.500	0.500	0.500	0.700	0.700
0.500	0.500	0.500	0.500	0.500	0.500
0.250	0.250	0.250	0.250	0.250	0.250
0.250	0.250	0.250	0.250	0.250	0.250
0.500	0.500	0.500	0.500	0.500	0.500
1.732	1.732	1.732	1.732	1.732	1.623
3.209	3.209	3.209	3.209	3.209	2.978
2.922	2.922	2.922	2.922	2.922	2.703
2.298	2.298	2.298	2.298	2.298	1.200
2.670	2.670	2.670	2.670	2.670	2.670
3.561	3.561	3.561	3.561	3.561	3.318
3.016	3.016	3.198	3.198	3.198	3.198
2.812	2.812	2.812	2.812	2.812	2.674
1.958	1.958	1.958	1.958	1.958	1.958
0.914	0.914	0.914	0.914	0.914	0.450
2.375	2.375	2.375	2.375	2.375	2.375
1.912	1.912	1.912	1.912	1.912	1.912
10.000	10.000	10.000	10.000	10.000	10.000
7.107	7.094	7.086	7.096	7.096	7.070
7.841	7.770	7.318	7.009	6.727	6.584
0.016	0.016	0.015	0.015	0.015	0.015
0.898	0.898	0.898	0.898	0.898	0.898
0.366	0.349	0.332	0.313	0.296	0.280
0.618	0.728	0.729	0.659	0.674	0.635
6.770	6.770	6.755	6.755	6.755	6.755
0.731	0.731	0.750	0.750	0.750	0.750
0.965	0.965	0.965	0.970	0.970	0.970
1.980	1.965	1.965	1.965	1.965	1.965
4.483	4.483	4.483	5.750	5.750	5.750
2.000	2.000	2.000	2.000	2.000	2.000
1.867	1.867	1.867	1.867	1.867	1.867

SCHEDULE 7

Pinellas County, Florida

PRINCIPAL PROPERTY TAXPAYERS

2020 and Nine Years Ago

(dollars in thousands)

Taxpayer	Business	2020		2011	
		Taxable Assessed Value	Percentage of Total County Taxable Assessed Value	Taxable Assessed Value	Percentage of Total County Taxable Assessed Value
Duke Energy Florida, Inc/Florida Power Corporation	Electric Utility	\$ 1,602,479	1.875 %	\$ 1,258,613	2.162 %
Publix Super Markets Inc	Grocery	218,444	0.256 %	122,260	0.210 %
Bellwether Prop Fla	Real Estate	162,625	0.190 %	119,640	0.206 %
Raymond James & Associates, Inc.	Financial Advisor	144,148	0.169 %	96,640	0.166 %
Bright House Networks LLC	Communications	131,754	0.154 %	152,424	0.262 %
Frontier Florida LLC	Communications	127,262	0.149 %		
Wal-Mart Stores East LP	Retail	118,025	0.138 %	69,642	0.120 %
DeBartolo Capital Ptnshp	Shopping Mall	116,479	0.136 %	115,500	0.198 %
H H R St Pete Beach LLC	Hospitality	108,400	0.127 %		
BWCW Hospitality LLC	Hospitality	104,250	0.122 %		
Verizon Florida LLC	Communications			274,171	0.471 %
Val-Pak Direct Marketing Sys Inc	Mail Marketing			67,897	0.117 %
Largo Medical	Medical Facility			61,542	0.106 %
Franklin Templeton	Financial Advisor			58,005	0.100 %
Jabil Circuit	Manufacturing			27,003	
		<u>\$ 2,833,866</u>	<u>3.316 %</u>	<u>\$ 2,423,337</u>	<u>4.117 %</u>
Total Taxable Assessed Value		<u>\$ 85,468,864</u>		<u>\$ 58,203,689</u>	

Source: Pinellas County Property Appraiser

Methodology: Top 10 taxpayers identified for Real Property and for Personal Property. Top 10 taxpayers based on the combined values.

SCHEDULE 8

Pinellas County, Florida PROPERTY TAX LEVIES AND COLLECTIONS

Last Ten Fiscal Years
(dollars in thousands)

Fiscal Year Ended September 30,	Taxes Levied for the Fiscal Year (b)	Collected within the Fiscal Year of the Levy (a)		Collections for Prior Years (c)	Total Collections to Date	
		Amount	Percentage of Levy		Amount	Percentage of Levy
2011	\$ 367,977	\$ 354,950	96.46%	\$ 3,809	\$ 358,759	97.49%
2012	365,784	342,362	93.60%	12,012	354,374	96.88%
2013	372,759	350,820	94.11%	9,888	360,708	96.77%
2014	398,481	374,910	94.08%	10,673	385,583	96.76%
2015	423,957	399,809	94.30%	10,411	410,220	96.76%
2016	451,175	426,000	94.42%	10,414	436,414	96.73%
2017	483,068	456,748	94.55%	11,128	467,876	96.86%
2018	521,591	493,501	94.61%	11,083	504,584	96.74%
2019	562,370	532,929	94.76%	11,048	543,977	96.73%
2020	604,261	570,584	94.43%	14,024	584,608	96.75%

Source: Property Appraiser's Form DR-403CC

- (a) Section 197.162, Florida Statutes, provides a 1% per month discount up to 4% for payments received between November and February. Taxes collected after July 1st are categorized as delinquent.
- (b) This is the revenue to be generated based on Pinellas County's direct rates; see Schedule 6.
- (c) All delinquent tax collections received during the year are applied to the year prior to collection, regardless of the year in which the taxes were originally levied.

SCHEDULE 9

Pinellas County, Florida

RATIOS OF OUTSTANDING DEBT BY TYPE

Last Ten Fiscal Years

(dollars in thousands, except per capita)

Fiscal Year Ended September 30,	Governmental Activities			Business-type activities	
	Revenue and Refunding Bonds	Notes Payable	Capital Leases	Sewer Revenue Bonds (c)	Capital Leases
2011	\$ -	\$ -	\$ -	\$ 188,273	\$ -
2012	-	-	-	183,655	-
2013	-	3,109	-	179,584	-
2014	-	8,714	116	175,050	-
2015	-	11,559	41	167,001	-
2016	-	11,208	22	154,988	-
2017	-	9,019	438	144,802	-
2018	-	9,578	499	135,610	-
2019	-	18,634	298	126,100	-
2020	-	12,692	615	116,271	-

Source: Details regarding the County's outstanding debt can be found in the notes to the financial statements.

- (a) See Schedule 12 for personal income and population data. Current year data was obtained from the Bureau of Economic & Business Research, University of Florida, while prior year data is revised based on information from the Bureau of Economic Analysis, U.S Department of Commerce.
- (b) N/A = Information not available.
- (c) Fiscal years ended 2011-2016, revised sewer revenue bonds amount to include related premiums, discounts and adjustments.

Total Primary Government		Debt as a Ratio to Personal Income (a) (b)	Debt Per Capita (a)	
\$	188,273	0.47 %	\$	205
	183,655	0.46 %		199
	182,693	0.45 %		197
	183,880	0.43 %		196
	178,601	0.39 %		189
	166,218	0.35 %		173
	154,259	0.31 %		159
	145,687	0.28 %		150
	145,032	0.27 %		149
	129,578	N/A		132

SCHEDULE 10***Pinellas County, Florida*****SEWER SYSTEM REVENUE BOND COVERAGE****Last Ten Fiscal Years***(dollars in thousands)*

Fiscal Year	Gross		Net Revenue Available for Debt Service	Debt Service Requirement (b)			Coverage (b)
	Revenues (c)	Expenses (a)		Principal	Interest	Total	
2011	\$ 56,314	\$ 32,556	\$ 23,758	\$ 6,336	\$ 8,737	\$ 15,073	1.58
2012	61,373	35,322	26,051	7,050	7,890	14,940	1.74
2013	66,107	37,724	28,383	7,295	7,158	14,453	1.96
2014	70,767	38,411	32,356	7,545	6,909	14,454	2.24
2015	74,540	39,969	34,571	7,730	6,726	14,456	2.39
2016	75,367	40,313	35,054	7,935	6,453	14,388	2.44
2017	80,998	42,661	38,337	8,312	5,998	14,310	2.68
2018	78,534	44,607	33,927	8,861	5,768	14,629	2.32
2019	82,105	47,525	34,580	9,205	5,431	14,636	2.36
2020	89,182	47,183	41,999	9,554	5,087	14,641	2.87

(a) Excludes depreciation, amortization, loss on abandonment of capital assets and bond interest expense.

(b) Principal and interest paid on April 1st and September 30th of the fiscal year.

(c) Gross revenue has been restated for FY 2011 through FY 2014 to be net of bad debt expense.

SCHEDULE 11

Pinellas County, Florida

DEMOGRAPHICS AND ECONOMIC STATISTICS

Last Ten Fiscal Years

(dollars in thousands)

Fiscal Year	Population (a)	Personal Income (a)	Per Capita Personal Income (a)	School Enrollment (b)	Unemployment Rate (c)
2011 (d)	918,455	\$ 39,909,943	\$ 43,453	130,582	9.40%
2012 (d)	921,642	39,919,979	43,314	136,396	7.60%
2013 (d)	928,414	40,296,700	43,404	122,012	6.40%
2014 (d)	936,400	43,208,348	46,143	125,262	5.60%
2015 (d)	947,060	45,692,755	48,247	127,567	4.80%
2016 (d)	959,874	47,088,953	49,057	127,187	4.40%
2017 (d)	968,341	49,882,382	51,513	126,855	3.60%
2018 (d)	973,058	52,313,463	53,762	125,794	3.00%
2019 (d)	974,996	54,216,585	55,607	117,333	2.70%
2020	984,054	N/A	N/A	109,100	5.50%

(a) Current year data was obtained from the Bureau of Economic & Business Research, University of Florida, while prior year data is revised based on information from the Bureau of Economic Analysis, U.S Department of Commerce.

(b) Source: Pinellas County School Board

(c) Source: U.S. Department of Labor, September annually (not seasonally adjusted)

(d) Revised data

SCHEDULE 12***Pinellas County, Florida*****PRINCIPAL EMPLOYERS****Current Year and Nine Years Ago**

Employer	2020			2011		
	Employees	Rank	Percentage of Total County Employment	Employees	Rank	Percentage of Total County Employment
Pinellas County School District	15,000	1	3.23 %	17,060	1	4.07 %
Publix	7,000	2	1.51 %			
Pinellas County Board of County Commissioners	5,900	3	1.27 %	2,693	4	0.64 %
Raymond James Financial	4,000	4	0.86 %	2,500	8	0.60 %
Bay Pines VA Medical Center	3,600	5	0.78 %	4,581	2	1.09 %
City of St. Petersburg	3,500	6	0.75 %	3,178	3	0.76 %
Walmart	3,000	7	0.65 %			
John Hopkins Medical	3,000	8	0.65 %			
Morton Plant Hospital	2,900	9	0.63 %	2,600	7	0.62 %
St. Petersburg College	2,800	10	0.60 %	2,478	9	0.59 %
All Children's Hospital				2,600	6	0.62 %
Bayfront Medical Center				2,100	10	0.50 %
Pinellas County Sheriff				2,646	5	0.63 %
Total Employment	463,958			418,950		

Source: Florida Research and Economic Database and Pinellas County Department of Economic Development

SCHEDULE 13
Pinellas County, Florida
EMPLOYMENT STATISTICS BY FUNCTION
Last Ten Fiscal Years

Function	Fiscal Year									
	2011	2012	2013	2014	2015	2016	2017	2018	2019	2020
General Government										
Financial Administration	165	182	177	202	217	218	215	219	235	222
Central Administration	99	206	168	167	228	223	224	224	235	240
Judicial Legal	104	37	38	34	39	41	40	43	41	44
General Services	151	128	117	119	123	123	126	123	127	140
Clerk of the Circuit Court	534	515	569	546	553	527	505	499	493	493
Property Appraiser (a)	122	122	122	123	123	129	130	130	130	130
Supervisor of Elections (a)	28	29	31	33	35	36	36	40	44	44
Tax Collector (a)	251	254	256	268	268	268	272	272	277	277
Public Safety										
Sheriff (b)	2,268	2,591	2,596	2,693	2,682	2,677	2,674	2,710	2,745	2,736
Fire	14	13	15	14	14	15	15	15	15	15
Emergency Management	135	127	129	119	142	156	164	168	164	162
Physical environment										
Cooperative Extension	15	11	9	9	4	5	2	-	1	2
Community Services	93	32	27	20	22	22	19	21	23	25
Transportation										
Streets and Highway	138	180	152	85	86	95	112	112	116	117
Public Works (c)	115	41	72	45	65	56	42	42	42	43
Economic Environment										
Housing and Community Development	49	48	47	71	30	29	27	26	29	30
Tourism	32	30	31	32	35	38	41	41	44	43
Human Services										
Public Welfare	128	112	141	149	161	164	156	157	164	167
Health	111	155	158	154	183	181	219	224	222	221
Culture and Recreation										
Parks and Recreation	170	165	158	169	161	186	164	179	178	190
Airport	41	41	37	37	44	46	47	47	45	45
Sewer	205	207	206	226	253	256	254	270	274	273
Solid Waste	79	78	82	71	66	72	72	69	67	71
Water	214	189	187	219	166	166	183	190	194	198
Total	<u>5,261</u>	<u>5,493</u>	<u>5,525</u>	<u>5,605</u>	<u>5,700</u>	<u>5,729</u>	<u>5,739</u>	<u>5,821</u>	<u>5,905</u>	<u>5,928</u>

Source: Pinellas County Finance Division (full-type and part-time personnel paid), except those referenced otherwise.

(a) Source: Pinellas County Annual Operating and Capital Budget

(b) Source: Pinellas County Sheriff's Office

(c) Restated for 2015

Note: Employment statistics by function based on paid payroll

SCHEDULE 14
Pinellas County, Florida
OPERATING INDICATORS BY FUNCTION/PROGRAM
Last Ten Fiscal Years

Function/Program (a)	Fiscal Year									
	2011	2012	2013	2014	2015	2016	2017	2018	2019	2020
Solid Waste Recycling										
Tons per capita/year	1.52	1.53	1.43	1.57	1.53	2.11	2.23	2.36	2.47	N/A
Pounds per capita/day	8.35	8.38	7.86	8.59	8.39	11.57	12.23	12.96	13.56	N/A
Water										
Reclaimed Water Inspections (d)	531	1,231	1,313	971	883	1,487	1,654	1,550	374	N/A
Reclaimed Water Accounts	22,523	22,533	22,570	22,671	22,736	22,801	22,879	22,938	23,000	23,004
Utility Accounts	111,618	111,683	111,895	112,117	112,445	112,838	112,985	113,152	113,412	133,622
Human Services										
Energy Assistance (b)	1,053	1,063	N/A	N/A	N/A	N/A	N/A	N/A	N/A	N/A
Medical Mobile Unit encounters	9,833	12,843	10,810	12,860	16,476	16,962	24,359	24,381	25,036	13,874
Animals adopted/returned to owners	6,741	6,847	6,697	7,077	7,300	6,916	6,968	6,727	6,856	N/A
Public Safety										
Consumer complaints	1,385	1,225	1,163	1,079	1,067	1,120	1,121	1,105	1,109	968
Crime Reports (c)	40,863	38,762	38,570	39,202	40,226	36,536	33,522	28,749	26,305	N/A
9-1-1 Calls	563,402	542,349	530,240	522,920	542,815	580,441	569,036	539,848	537,086	531,666
Culture and Recreation										
Park Visitors (in thousands)	16,610	16,101	16,152	16,228	17,581	18,467	17,773	17,620	18,914	20,113
Airport										
Passengers	814,009	852,442	965,435	188,838	542,650	1,791,972	1,975,817	2,248,428	2,009,187	1,592,391

Source: Various County departments

(a) N/A = Information not available

(b) Emergency Home Energy Assistance Program for the Elderly is no longer administered by Pinellas County

(c) Information restated in 2015

(d) Information on reinspections is not available and, starting in 2019, is no longer included in count.

This page intentionally left blank

SCHEDULE 15

Pinellas County, Florida

CAPITAL ASSET AND INFRASTRUCTURE STATISTICS BY FUNCTION/PROGRAM

Last Ten Fiscal Years

Function/Program	Fiscal Year			
	2011	2012	2013	2014
General Government				
Number of buildings	128	124	103	104
Square feet buildings	3,383,028	3,750,247	3,391,293	3,784,059
Fleet vehicles	1,979	1,805	1,694	1,627
Public Safety				
Sheriff's patrol vehicles - marked	435	464	532	500
Sheriff's patrol vehicles - unmarked	430	96	53	84
Radio towers	10	10	11	10
Physical Environment				
Beaches (miles) (d),(e)	7.56	7.56	8.12	6.10
Miles of beaches restored (f)	0.40	4.55	-	2.90
Preserve acreage owned by County	9,570	9,570	9,570	9,570
Preserve acreage managed by County (includes owned)	15,849	15,849	15,849	15,849
Transportation				
Traffic centerline miles (a)	1,104.10	1,103.70	1,103.50	1,102.60
Economic Environment				
STAR Center - buildings square feet	661,697	661,697	661,697	661,697
STAR Center - land acres	96	96	96	96
Culture and Recreation				
Park acreage	4,272	4,272	4,272	4,272
Shelters	116	116	116	116
Trails - jogging/exercise/nature	77	77	77	77
Playgrounds	16	16	16	16
Paws playgrounds	7	7	7	7
Boat ramps (lanes)	74	74	74	74
Museums and education centers	4	4	4	4
Art in Public Places projects complete	20	20	20	20
Marina	1	1	1	1
Airport				
Number of runways	4	4	4	4
Runways in feet	24,798	24,798	24,798	24,345
Terminal square footage	164,500	164,500	164,500	164,500
Land (acres)	2,200	2,200	2,200	2,200
Sewer				
Number of pumping or lift stations	291	292	292	292
Collection and transmission lines (miles) (b)	959	945	946	973
Reclaimed water transmission and distribution lines (miles)	424	422	421	421
Number of manholes	22,765	22,760	22,712	23,034
Solid Waste				
Volume developed for landfill use (million cubic yards)	45.48	45.72	45.72	45.72
Remaining available landfill capacity (million cubic yards)	42.40	39.84	39.49	39.65
Reefs	14	14	14	14
Water				
Transmission and distribution lines (miles) (c)	1,712	1,748	1,752	1,762
Maximum daily storage capacity (million gallons)	40	40	40	40
Number of meters in service	111,595	111,704	111,916	112,126

Source: Various County Departments

- (a) Current year data not available.
- (b) Sewer collection and transmission pipeline length reduced due to continued QA/QC on the system and abandoned pipes.
- (c) Potable transmission and distribution pipeline length reduced as a result of defining firelines and private pipelines and converting to their proper classification of service connections in 2011.
- (d) Restated 2014 to remove city accesses that were included in the county owned amounts in prior years.
- (e) Restated 2013 to due to prior years not including beaches within incorporated Pinellas County.
- (f) Restated 2018 and 2019 to indicate annual portion of project.

Fiscal Year					
2015	2016	2017	2018	2019	2020
103	105	102	108	108	108
3,824,580	3,831,699	3,781,719	3,993,165	3,993,165	3,993,165
1,852	1,891	1,937	1,977	2,006	2,019
565	486	502	496	536	553
115	105	135	149	139	168
10	11	11	11	11	12
6.10	6.10	6.10	6.10	6.10	6.10
0.60	-	-	8.10	1.10	-
9,570	9,570	9,570	9,570	9,570	9,570
15,849	15,849	15,849	15,849	15,849	15,849
1,101.00	1,101.00	1,100.95	1,099.92	1,099.56	-
661,697	661,697	661,697	661,697	661,697	648,899
96	96	96	96	96	96
4,272	4,272	4,272	4,272	4,272	4,272
116	116	116	116	116	116
77	77	77	77	77	79
16	16	16	16	16	16
7	7	7	7	7	7
74	74	74	74	74	74
4	4	4	4	4	4
20	20	20	20	20	20
1	1	1	1	1	1
2	2	2	2	2	2
15,633	15,633	15,633	15,633	15,633	15,633
164,500	164,500	164,500	164,500	164,500	164,500
2,200	2,200	2,200	2,200	2,200	2,200
297	298	299	299	299	299
1,123	1,151	1,151	1,137	1,138	1,138
422	425	425	424	424	424
23,049	23,050	23,127	23,221	23,107	23,104
57.38	57.38	57.38	57.38	57.38	57.38
38.86	38.61	38.55	40.74	40.60	40.24
14	14	15	14	14	14
1,765	1,722	1,698	1,684	1,684	1,686
37	37	37	37	37	37
112,452	112,726	112,920	113,177	113,661	113,648

IV: COMPLIANCE SECTION

**INDEPENDENT AUDITOR'S REPORT ON INTERNAL CONTROL OVER FINANCIAL REPORTING
AND ON COMPLIANCE AND OTHER MATTERS BASED ON AN AUDIT OF FINANCIAL
STATEMENTS PERFORMED IN ACCORDANCE WITH GOVERNMENT AUDITING STANDARDS**

Distinguished Members of the Board of County Commissioners
Honorable Kenneth P. Burke, Clerk of the Circuit Court and Comptroller
Honorable Mike Twitty, Property Appraiser
Honorable Bob Gualtieri, Sheriff
Honorable Julie Marcus, Supervisor of Elections
Honorable Charles Thomas, Tax Collector
Pinellas County, Florida

We have audited, in accordance with the auditing standards generally accepted in the United States of America and the standards applicable to financial audits contained in *Government Auditing Standards*, issued by the Comptroller General of the United States, the financial statements of the governmental activities, the business-type activities, the aggregate discretely presented component units, each major fund, and the aggregate remaining fund information of Pinellas County, Florida (the "County") as of and for the year ended September 30, 2020, and the related notes to the financial statements, which collectively comprise the County's basic financial statements, and have issued our report thereon dated March 25, 2021. Our report includes a reference to other auditors who audited the financial statements of certain discretely presented component units, as described in our report on the County's financial statements. This report does not include the results of the other auditors testing of internal control over financial reporting and compliance and other matters that are reported on separately by those other auditors.

Internal Control Over Financial Reporting

In planning and performing our audit of the financial statements, we considered the County's internal control over financial reporting (internal control) as a basis for designing audit procedures that are appropriate in the circumstances for the purpose of expressing our opinions on the financial statements, but not for the purpose of expressing an opinion on the effectiveness of the County's internal control. Accordingly, we do not express an opinion on the effectiveness of the County's internal control.

A deficiency in internal control exists when the design or operation of a control does not allow management or employees, in the normal course of performing their assigned functions, to prevent, or detect and correct, misstatements on a timely basis. A *material weakness* is a deficiency, or a combination of deficiencies, in internal control such that there is a reasonable possibility that a material misstatement of the entity's financial statements will not be prevented, or detected and corrected on a timely basis. A *significant deficiency* is a deficiency, or a combination of deficiencies, in internal control that is less severe than a material weakness, yet important enough to merit attention by those charged with governance.

Our consideration of internal control was for the limited purpose described in the first paragraph of this section and was not designed to identify all deficiencies in internal control that might be material weaknesses or significant deficiencies. Given these limitations, during our audit we did not identify any deficiencies in internal control that we consider to be material weaknesses. However, material weaknesses may exist that have not been identified.

Compliance and Other Matters

As part of obtaining reasonable assurance about whether the County's financial statements are free from material misstatement, we performed tests of its compliance with certain provisions of laws, regulations, contracts, and grant agreements, noncompliance with which could have a direct and material effect on the financial statements. However, providing an opinion on compliance with those provisions was not an objective of our audit, and accordingly, we do not express such an opinion. The results of our tests disclosed no instances of noncompliance or other matters that are required to be reported under *Government Auditing Standards*.

Purpose of this Report

The purpose of this report is solely to describe the scope of our testing of internal control and compliance and the results of that testing, and not to provide an opinion on the effectiveness of the entity's internal control or on compliance. This report is an integral part of an audit performed in accordance with *Government Auditing Standards* in considering the entity's internal control and compliance. Accordingly, this communication is not suitable for any other purpose.

A handwritten signature in black ink that reads "Crowe LLP". The signature is written in a cursive, flowing style.

Crowe LLP

Tampa, Florida
March 25, 2021

INDEPENDENT AUDITOR'S REPORT ON COMPLIANCE FOR EACH MAJOR FEDERAL PROGRAM AND STATE FINANCIAL ASSISTANCE PROJECT; REPORT ON INTERNAL CONTROL OVER COMPLIANCE; AND REPORT ON THE SCHEDULE OF EXPENDITURES OF FEDERAL AWARDS, STATE FINANCIAL ASSISTANCE AND SCHEDULE OF RECEIPTS AND EXPENDITURES OF FUNDS RELATED TO THE DEEPWATER HORIZON OIL SPILL AS REQUIRED BY THE UNIFORM GUIDANCE AND CHAPTER 10.550 RULES OF THE AUDITOR GENERAL

Distinguished Members of the Board of County Commissioners
Honorable Kenneth P. Burke, Clerk of the Circuit Court and Comptroller
Honorable Mike Twitty, Property Appraiser
Honorable Bob Gualtieri, Sheriff
Honorable Julie Marcus, Supervisor of Elections
Honorable Charles Thomas, Tax Collector
Pinellas County, Florida

Report on Compliance for Each Major Federal Program and State Financial Assistance Project

We have audited Pinellas County, Florida's (the County's) compliance with the types of compliance requirements described in the *OMB Compliance Supplement* and the requirements described in the *Department of Financial Services' State Projects Compliance Supplement*, that could have a direct and material effect on each of the County's major federal programs or state financial assistance projects for the year ended September 30, 2020. The County's major federal programs and state financial assistance projects are identified in the summary of auditor's results section of the accompanying schedule of findings and questioned costs.

Management's Responsibility

Management is responsible for compliance with federal and state statutes, regulations, and the terms and conditions of its federal and state awards applicable to its federal programs and state financial assistance projects.

Auditor's Responsibility

Our responsibility is to express an opinion on compliance for each of the County's major federal programs and state financial assistance projects based on our audit of the types of compliance requirements referred to above. We conducted our audit of compliance in accordance with auditing standards generally accepted in the United States of America; the standards applicable to financial audits contained in *Government Auditing Standards*, issued by the Comptroller General of the United States; the audit requirements of Title 2 U.S. Code of Federal Regulations Part 200, *Uniform Administrative Requirements, Cost Principles, and Audit Requirements for Federal Awards* (Uniform Guidance); and Chapter 10.550, *Rules of the Auditor General*. Those standards, the Uniform Guidance, and Chapter 10.550, *Rules of the Auditor General*, require that we plan and perform the audit to obtain reasonable assurance about whether noncompliance with the types of compliance requirements referred to above that could have a direct and material effect on a major federal program and state financial assistance project occurred. An audit includes examining, on a test basis, evidence about the County's compliance with those requirements and performing such other procedures as we considered necessary in the circumstances.

We believe that our audit provides a reasonable basis for our opinion on compliance for each major federal program and state financial assistance project. However, our audit does not provide a legal determination of the County's compliance.

Opinion on Each Major Federal Program and State Financial Assistance Projects

In our opinion, the County complied, in all material respects, with the types of compliance requirements referred to above that could have a direct and material effect on each of its major federal programs and state financial assistance projects for the year ended September 30, 2020.

Report on Internal Control Over Compliance

Management of the County is responsible for establishing and maintaining effective internal control over compliance with the types of compliance requirements referred to above. In planning and performing our audit of compliance, we considered the County's internal control over compliance with the types of requirements that could have a direct and material effect on each major federal program and state financial assistance project to determine the auditing procedures that are appropriate in the circumstances for the purpose of expressing an opinion on compliance for each major federal program and state financial assistance project and to test and report on internal control over compliance in accordance with the Uniform Guidance and Chapter 10.550, *Rules of the Auditor General*, but not for the purpose of expressing an opinion on the effectiveness of internal control over compliance. Accordingly, we do not express an opinion on the effectiveness of the County's internal control over compliance.

A deficiency in internal control over compliance exists when the design or operation of a control over compliance does not allow management or employees, in the normal course of performing their assigned functions, to prevent, or detect and correct, noncompliance with a type of compliance requirement of a federal program or state financial assistance project on a timely basis. *A material weakness in internal control over compliance* is a deficiency, or combination of deficiencies, in internal control over compliance, such that there is a reasonable possibility that material noncompliance with a type of compliance requirement of a federal program or state financial assistance project will not be prevented, or detected and corrected, on a timely basis. *A significant deficiency in internal control over compliance* is a deficiency, or a combination of deficiencies, in internal control over compliance with a type of compliance requirement of a federal program or state financial assistance project that is less severe than a material weakness in internal control over compliance, yet important enough to merit attention by those charged with governance.

Our consideration of internal control over compliance was for the limited purpose described in the first paragraph of this section and was not designed to identify all deficiencies in internal control over compliance that might be material weaknesses or significant deficiencies. We did not identify any deficiencies in internal control over compliance that we consider to be material weaknesses. However, material weaknesses may exist that have not been identified.

The purpose of this report on internal control over compliance is solely to describe the scope of our testing of internal control over compliance and the results of that testing based on the requirements of the Uniform Guidance and Chapter 10.550, *Rules of the Auditor General*. Accordingly, this report is not suitable for any other purpose.

Report on Schedule of Expenditures of Federal Awards and State Financial Assistance and the Schedule of Receipts and Expenditures of Funds Related to the Deepwater Horizon Oil Spill Required by the Uniform Guidance and Chapter 10.550, *Rules of the Auditor General*

We have audited the financial statements of the governmental activities, the business-type activities, the aggregate discretely presented component units, each major fund, and the aggregate remaining fund information of the County as of and for the year ended September 30, 2020, and the related notes to the financial statements, which collectively comprise the County's basic financial statements. We issued our report thereon dated March 25, 2021, which contained unmodified opinions on those financial statements. Our audit was conducted for the purpose of forming opinions on the financial statements that collectively comprise the basic financial statements. The accompanying schedule of expenditures of federal awards and state financial assistance and the schedule of receipts and expenditures of funds related to the Deepwater Horizon Oil Spill are presented for purposes of additional analysis as required by the Uniform Guidance and Chapter 10.550, *Rules of the Auditor General* and are not a required part of the basic financial statements. Such information is the responsibility of management and was derived from and relates directly to the underlying accounting and other records used to prepare the basic financial statements. The information has been subjected to the auditing procedures applied in the audit of the financial statements and certain additional procedures, including comparing and reconciling such information directly to the underlying accounting and other records used to prepare the basic financial statements or to the basic financial statements themselves, and other additional procedures in accordance with auditing standards generally accepted in the United States of America. In our opinion, the schedule of expenditures of federal awards and state financial assistance and the schedule of receipts and expenditures of funds related to the Deepwater Horizon Oil Spill are fairly stated in all material respects in relation to the basic financial statements as a whole.



Crowe LLP

Tampa, Florida
March 25, 2021

Pinellas County, Florida
SCHEDULE OF EXPENDITURES OF FEDERAL AWARDS
AND STATE FINANCIAL ASSISTANCE
For the year ended September 30, 2020

Federal Grantor Pass-Through Entity/Program Title	CFDA Number	Grant/Contract Number	Expenditures	Amount Provided to Subrecipients
FEDERAL AWARDS				
<u>DEPARTMENT OF AGRICULTURE</u>				
PASSED THROUGH FLORIDA DEPARTMENT OF CHILDREN AND FAMILIES:				
SNAP CLUSTER:				
State Administrative Matching Grants for the Supplemental Nutrition Assistance Program	10.561	QJZ71	\$ 11,664	\$ -
TOTAL SNAP CLUSTER:			11,664	-
<i>Total Department of Agriculture</i>			11,664	-
<u>DEPARTMENT OF HOUSING AND URBAN DEVELOPMENT</u>				
DIRECT PROGRAMS:				
CDBG - ENTITLEMENT GRANTS CLUSTER:				
Community Development Block Grants/Entitlement Grants	14.218	B-08-UN-12-0015	2,006	-
Community Development Block Grants/Entitlement Grants	14.218	B-11-UN-12-0015	904	-
Community Development Block Grants/Entitlement Grants	14.218	B-14-UC-12-0005	77,225	-
Community Development Block Grants/Entitlement Grants	14.218	B-16-UC-12-0005	205,000	205,000
Community Development Block Grants/Entitlement Grants	14.218	B-17-UC-12-0005	227,013	158,502
Community Development Block Grants/Entitlement Grants	14.218	B-18-UC-12-0005	317,899	304,745
Community Development Block Grants/Entitlement Grants	14.218	B-19-UC-12-0005	1,197,462	614,410
COVID-19 - Community Development Block Grants/Entitlement Grants	14.218	B-20-UW-12-0005	450,755	347,093
			2,478,264	1,629,750
TOTAL CDBG - ENTITLEMENT GRANTS CLUSTER:			2,478,264	1,629,750

Pinellas County, Florida
SCHEDULE OF EXPENDITURES OF FEDERAL AWARDS
AND STATE FINANCIAL ASSISTANCE
For the year ended September 30, 2020

Federal Grantor Pass-Through Entity/Program Title	CFDA Number	Grant/Contract Number	Expenditures	Amount Provided to Subrecipients
<u>DEPARTMENT OF HOUSING AND URBAN DEVELOPMENT (CONTINUED)</u>				
DIRECT PROGRAMS:				
Emergency Solutions Grant Program	14.231	E18-UC-12-0005	\$ 22,959	\$ 17,411
Emergency Solutions Grant Program	14.231	E-19-UC-12-0005	102,350	-
COVID-19 - Emergency Solutions Grant Program	14.231	E-20-UW-12-0005	30,434	-
			<u>155,743</u>	<u>17,411</u>
Home Investment Partnerships Program	14.239	M-15-DC-12-0217	306,660	-
Home Investment Partnerships Program	14.239	M-16-DC-12-0217	405,828	-
Home Investment Partnerships Program	14.239	M-17-DC-12-0217	209,496	175,815
Home Investment Partnerships Program	14.239	M-18-DC-12-0217	711,086	170,287
Home Investment Partnerships Program	14.239	M-19-DC-12-0217	664,440	60,901
			<u>2,297,510</u>	<u>407,003</u>
Fair Housing Assistance Program State and Local	14.401	FF204K104011	163,200	-
Fair Housing Assistance Program State and Local	14.401	FF204K134011	12,500	-
			<u>175,700</u>	<u>-</u>
PASSED THROUGH NEIGHBORHOOD LENDING PARTNERS OF WEST FLORIDA:				
ARRA - Neighborhood Stabilization Program	14.256	B-09-CN-FL-0023	510,597	-
Total Department of Housing and Urban Development			<u>5,617,814</u>	<u>2,054,164</u>

Pinellas County, Florida
SCHEDULE OF EXPENDITURES OF FEDERAL AWARDS
AND STATE FINANCIAL ASSISTANCE
For the year ended September 30, 2020

Federal Grantor Pass-Through Entity/Program Title	CFDA Number	Grant/Contract Number	Expenditures	Amount Provided to Subrecipients
<u>ELECTIONS ASSISTANCE COMMISSION</u>				
DIRECT PROGRAMS:				
Help America Vote Act Requirements Payments	90.401	Not Available	\$ 54,538	\$ -
Help America Vote Act Requirements Payments	90.401	Not Available	84,205	-
Help America Vote Act Requirements Payments	90.401	Not Available	7,500	-
Help America Vote Act Requirements Payments	90.401	Not Available	107,351	-
			<u>253,594</u>	<u>-</u>
COVID-19 - 2018 HAVA Election Security Grants	90.404	Not Available	379,402	-
			<u>379,402</u>	<u>-</u>
Total Elections Assistance Commission			<u>632,996</u>	<u>-</u>
<u>DEPARTMENT OF HOMELAND SECURITY</u>				
DIRECT PROGRAMS:				
Homeland Security Biowatch Program	97.091	06OHBIO00014-13	<u>168,287</u>	<u>-</u>
PASSED THROUGH FLORIDA DIVISION OF EMERGENCY MANAGEMENT:				
Emergency Management Performance Grants	97.042	G0065	162,464	-
COVID-19 - Emergency Management Performance Grants	97.042	G0094	19,055	-
Emergency Management Performance Grants	97.042	G0122	<u>48,124</u>	<u>-</u>
			<u>229,643</u>	<u>-</u>
Disaster Grants - Public Assistance (Presidentially Declared Disasters)	97.036	17-PA-W1-08-62-02-032	417,332	-
Disaster Grants - Public Assistance (Presidentially Declared Disasters)	97.036	Z0141	14,423,176	-
			<u>14,840,508</u>	<u>-</u>
Total Department of Homeland Security			<u>15,238,438</u>	<u>-</u>

Pinellas County, Florida
SCHEDULE OF EXPENDITURES OF FEDERAL AWARDS
AND STATE FINANCIAL ASSISTANCE
For the year ended September 30, 2020

Federal Grantor Pass-Through Entity/Program Title	CFDA Number	Grant/Contract Number	Expenditures	Amount Provided to Subrecipients
<u>ENVIRONMENTAL PROTECTION AGENCY</u>				
DIRECT PROGRAMS:				
Air Pollution Control Program Support	66.001	A-00402115-0	\$ 38,003	\$ -
Air Pollution Control Program Support	66.001	A-00402120-0	263,750	-
			<u>301,753</u>	<u>-</u>
Surveys, Studies, Research, Investigations, Demonstrations, and Special Purpose Activities Relating to the Clean Air Act	66.034	PM96496315	68,930	-
Surveys, Studies, Research, Investigations, Demonstrations, and Special Purpose Activities Relating to the Clean Air Act	66.034	XA-00D30415-0	89,897	-
Surveys, Studies, Research, Investigations, Demonstrations, and Special Purpose Activities Relating to the Clean Air Act	66.034	01D06420	19,772	-
			<u>178,599</u>	<u>-</u>
Brownfields Assessment and Cleanup Cooperative Agreements	66.818	00D93819	<u>10,979</u>	<u>-</u>
PASSED THROUGH FLORIDA DEPARTMENT OF ENVIRONMENTAL PROTECTION:				
Coastal Wetlands Planning Protection and Restoration Act	66.124	00D70018	<u>70,970</u>	<u>-</u>
Total Environmental Protection Agency			<u>562,301</u>	<u>-</u>
<u>GULF COAST ECOSYSTEM RESTORATION COUNCIL</u>				
PASSED THROUGH GULF CONSORTIUM:				
Gulf Coast Ecosystem Restoration Council Oil Spill Impact Program	87.052	000157D	<u>1,021,687</u>	<u>-</u>
Total Gulf Coast Ecosystem Restoration Council			<u>1,021,687</u>	<u>-</u>

Pinellas County, Florida
SCHEDULE OF EXPENDITURES OF FEDERAL AWARDS
AND STATE FINANCIAL ASSISTANCE
For the year ended September 30, 2020

Federal Grantor Pass-Through Entity/Program Title	CFDA Number	Grant/Contract Number	Expenditures	Amount Provided to Subrecipients
<u>DEPARTMENT OF HEALTH AND HUMAN SERVICES</u>				
DIRECT PROGRAMS:				
Substance Abuse and Mental Health Services Projects of Regional and National Significance	93.243	1H79SM063331-01	\$ 424,871	\$ 424,871
Substance Abuse and Mental Health Services Projects of Regional and National Significance	93.243	1H79TI081905-01	402,003	350,024
			<u>826,874</u>	<u>774,895</u>
HEALTH CENTER PROGRAM CLUSTER:				
Health Center Program (Community Health Centers, Migrant Health Centers, Health Care for the Homeless, and Public Housing Primary Care)	93.224	C13CS32072	49,324	-
Health Center Program (Community Health Centers, Migrant Health Centers, Health Care for the Homeless, and Public Housing Primary Care)	93.224	H80CS00024-18-00	36,040	-
Health Center Program (Community Health Centers, Migrant Health Centers, Health Care for the Homeless, and Public Housing Primary Care)	93.224	H80CS00024-19-00	1,131,786	310,545
COVID-19 - Health Center Program (Community Health Centers, Migrant Health Centers, Health Care for the Homeless, and Public Housing Primary Care)	93.224	H8CCS35074	43,882	-
COVID-19 - Health Center Program (Community Health Centers, Migrant Health Centers, Health Care for the Homeless, and Public Housing Primary Care)	93.224	H8DCS36100	42,576	-
COVID-19 - Health Center Program (Community Health Centers, Migrant Health Centers, Health Care for the Homeless, and Public Housing Primary Care)	93.224	H8ECS38958	23,909	-
			<u>1,327,517</u>	<u>310,545</u>
Grants for New and Expanded Services under the Health Center Program	93.527	H80CS00024-18-00 B	476,906	153,311
TOTAL HEALTH CENTER PROGRAM CLUSTER:			<u>1,804,423</u>	<u>463,856</u>
Assisted Outpatient Treatment	93.997	1H79SM063549-01	900,617	738,040

Pinellas County, Florida
SCHEDULE OF EXPENDITURES OF FEDERAL AWARDS
AND STATE FINANCIAL ASSISTANCE
For the year ended September 30, 2020

Federal Grantor Pass-Through Entity/Program Title	CFDA Number	Grant/Contract Number	Expenditures	Amount Provided to Subrecipients
<u>DEPARTMENT OF HEALTH AND HUMAN SERVICES (CONTINUED)</u>				
PASSED THROUGH FLORIDA DEPARTMENT OF REVENUE:				
Child Support Enforcement	93.563	EE501	\$ 10,210	\$ -
Child Support Enforcement	93.563	COC52	492,635	-
			<u>502,845</u>	<u>-</u>
PASSED THROUGH FLORIDA DEPARTMENT OF CHILDREN AND FAMILIES:				
Temporary Assistance for Needy Families	93.558	QJZ71	<u>2,080,514</u>	<u>-</u>
Social Services Block Grant	93.667	QJZ71	<u>1,972,957</u>	<u>-</u>
Foster Care_Title IV-E	93.658	QJZ71	<u>268,827</u>	<u>-</u>
MEDICAID CLUSTER:				
Medical Assistance Program	93.778	QJZ71	<u>14,959</u>	<u>-</u>
TOTAL MEDICAID CLUSTER:			<u>14,959</u>	<u>-</u>
Total Department of Health and Human Services			<u>8,372,016</u>	<u>1,976,791</u>
<u>EXECUTIVE OFFICE OF THE PRESIDENT</u>				
DIRECT PROGRAMS:				
High Intensity Drug Trafficking Areas Program	95.001	G19CF0010A	87,347	-
High Intensity Drug Trafficking Areas Program	95.001	G20CF0010A	<u>32,610</u>	<u>-</u>
			<u>119,957</u>	<u>-</u>

Pinellas County, Florida
SCHEDULE OF EXPENDITURES OF FEDERAL AWARDS
AND STATE FINANCIAL ASSISTANCE
For the year ended September 30, 2020

Federal Grantor Pass-Through Entity/Program Title	CFDA Number	Grant/Contract Number	Expenditures	Amount Provided to Subrecipients
<u>EXECUTIVE OFFICE OF THE PRESIDENT (CONTINUED)</u>				
PASSED THROUGH THE STATE OF MARYLAND:				
Research and Data Analysis	95.007	049	\$ 95,516	\$ 95,516
<i>Total Executive Office of the President</i>			215,473	95,516
<u>DEPARTMENT OF JUSTICE</u>				
DIRECT PROGRAMS:				
COVID-19 - Coronavirus Emergency Supplemental Funding Program	16.034	2020-VD-BX-0738	165,639	-
DNA Backlog Reduction Program	16.741	2014-DN-BX-0030	(571)	-
DNA Backlog Reduction Program	16.741	2017-DN-BX-0121	37,798	-
DNA Backlog Reduction Program	16.741	2018-DN-BX-0012	132,837	-
DNA Backlog Reduction Program	16.741	2019-DN-BX-0083	41,835	-
			211,899	-
Drug Court Discretionary Grant Program	16.585	2016-DC-BX-0013	27,291	23,478
Drug Court Discretionary Grant Program	16.585	2018-DC-BX-0023	307,569	258,729
Drug Court Discretionary Grant Program	16.585	2019-VC-BX-0067	81,541	81,541
			416,401	363,748
Grants to Encourage Arrest Policies and Enforcement of Protection Orders Program	16.590	2018-WE-AX-0016	149,742	65,620
State Criminal Alien Assistance Program	16.606	2020-AP-BX-1011	47,949	-
State Criminal Alien Assistance Program	16.606	2020-AP-BX-0790	57,299	-
			105,248	-
Public Safety Partnership and Community Policing Grants	16.710	2018-SV-WX-0010	6,129	6,129
Public Safety Partnership and Community Policing Grants	16.710	2020-CK-WX-0023	16,675	-
			22,804	6,129

Pinellas County, Florida
SCHEDULE OF EXPENDITURES OF FEDERAL AWARDS
AND STATE FINANCIAL ASSISTANCE
For the year ended September 30, 2020

Federal Grantor Pass-Through Entity/Program Title	CFDA Number	Grant/Contract Number	Expenditures	Amount Provided to Subrecipients
<u>DEPARTMENT OF JUSTICE (CONTINUED)</u>				
DIRECT PROGRAMS:				
Paul Coverdell Forensic Sciences Improvement Grant Program	16.742	2019-CD-BX-0056	\$ 59,565	\$ -
Support for Adam Walsh Act Implementation Grant Program	16.750	2019-AW-BX-055	39,500	-
Harold Rogers Prescription Drug Monitoring Program	16.754	2018-AR-BX-K019	203,394	159,708
STOP School Violence	16.839	2019-YS-BX-0010	68,064	68,064
Opioid Affected Youth Initiative	16.842	2019-YB-FX-K002	10,083	8,448
Equitable Sharing Program	16.922	Not Available	1,685,181	-
Edward Byrne Memorial Justice Assistance Grant Program	16.738	2017-DJ-BX-0801	30,366	30,366
Edward Byrne Memorial Justice Assistance Grant Program	16.738	2018-DJ-BX-0689	46,705	45,587
Edward Byrne Memorial Justice Assistance Grant Program	16.738	2019-DJ-BX-0669	125,143	32,538
Edward Byrne Memorial Justice Assistance Grant Program	16.738	2020-DJ-BX-0766	78,799	-
			<u>281,013</u>	<u>108,491</u>
PASSED THROUGH FLORIDA DEPARTMENT OF LAW ENFORCEMENT:				
Edward Byrne Memorial Competitive Grant Program	16.738	2020-JAGC-3625	100,000	-
Edward Byrne Memorial Competitive Grant Program	16.738	2020-JAGC-PINE-7-Y5-016	27,641	-
Edward Byrne Memorial Competitive Grant Program	16.738	2020-JAGC-PINE-3-Y5-019	31,500	31,500
Edward Byrne Memorial Competitive Grant Program	16.738	2020-JAGC-PINE-5-Y5-018	35,000	35,000
Edward Byrne Memorial Competitive Grant Program	16.738	2020-JAGC-PINE-6-Y5-017	31,500	31,500
Edward Byrne Memorial Competitive Grant Program	16.738	2020-JAGC-PINE-4-Y5-015	24,934	24,934
			<u>250,575</u>	<u>122,934</u>
Total Edward Byrne Memorial Competitive Grant Program			<u>531,588</u>	<u>231,425</u>

Pinellas County, Florida
SCHEDULE OF EXPENDITURES OF FEDERAL AWARDS
AND STATE FINANCIAL ASSISTANCE
For the year ended September 30, 2020

Federal Grantor Pass-Through Entity/Program Title	CFDA Number	Grant/Contract Number	Expenditures	Amount Provided to Subrecipients
<u>DEPARTMENT OF JUSTICE (CONTINUED)</u>				
PASSED THROUGH FLORIDA DEPARTMENT OF LAW ENFORCEMENT:				
Paul Coverdell Forensic Sciences Improvement Grant Program	16.742	2018-CD-BX-0017 (FL)	\$ 36,396	\$ -
Paul Coverdell Forensic Sciences Improvement Grant Program	16.742	2019-CD-BX-0011 (FL)	38,283	-
Paul Coverdell Forensic Sciences Improvement Grant Program	16.742	2019-CD-BX-0011 (ME)	2,642	-
			<u>77,321</u>	<u>-</u>
Total Paul Coverdell Forensic Sciences Improvement Grant Program			<u>136,886</u>	<u>-</u>
Total Department of Justice			<u>3,746,429</u>	<u>903,142</u>
<u>DEPARTMENT OF TRANSPORTATION</u>				
DIRECT PROGRAMS:				
Airport Improvement Program	20.106	3-12-0075-043-2017	271,943	-
Airport Improvement Program	20.106	3-12-0075-044-2018	321,908	-
Airport Improvement Program	20.106	3-12-0075-045-2019	12,404,062	-
COVID-19 - Airport Improvement Program	20.106	3-12-0075-046-2020	2,739,100	-
			<u>15,737,013</u>	<u>-</u>
PASSED THROUGH FLORIDA DEPARTMENT OF TRANSPORTATION:				
HIGHWAY PLANNING AND CONSTRUCTION CLUSTER:				
Highway Planning and Construction	20.205	424564 7 38 01 G0621	1,264,620	-
Highway Planning and Construction	20.205	424564 7 58 01	282,182	-
			<u>1,546,802</u>	<u>-</u>
TOTAL HIGHWAY PLANNING AND CONSTRUCTION CLUSTER:			<u>1,546,802</u>	<u>-</u>

Pinellas County, Florida
SCHEDULE OF EXPENDITURES OF FEDERAL AWARDS
AND STATE FINANCIAL ASSISTANCE
For the year ended September 30, 2020

Federal Grantor Pass-Through Entity/Program Title	CFDA Number	Grant/Contract Number	Expenditures	Amount Provided to Subrecipients
<u>DEPARTMENT OF TRANSPORTATION (CONTINUED)</u>				
PASSED THROUGH FLORIDA DEPARTMENT OF TRANSPORTATION:				
HIGHWAY SAFETY CLUSTER:				
State and Community Highway Safety	20.600	SC-20-13-22	\$ 56,852	\$ -
National Priority Safety Programs	20.616	FL-20-8004	15,391	-
TOTAL HIGHWAY SAFETY CLUSTER:			72,243	-
PASSED THROUGH FORWARD PINELLAS:				
Paul S. Sarbanes Transit in the Parks	20.520	FL-20-8004	510,668	-
<i>Total Department of Transportation</i>			17,866,726	-
<u>DEPARTMENT OF TREASURY</u>				
DIRECT PROGRAMS:				
Resources and Ecosystems Sustainability, Tourist Opportunities, and Revived Economies of the Gulf Coast States	21.015	1 RDCGR200015-01-00	432,108	-
Resources and Ecosystems Sustainability, Tourist Opportunities, and Revived Economies of the Gulf Coast States	21.015	1 RDCGR200012-01-00	96,462	96,462
Resources and Ecosystems Sustainability, Tourist Opportunities, and Revived Economies of the Gulf Coast States	21.015	1 RDCGR200008-01-00	13,884	13,884
Resources and Ecosystems Sustainability, Tourist Opportunities, and Revived Economies of the Gulf Coast States	21.015	1 RDCGR200013-01-00	120,476	-
			662,930	110,346

Pinellas County, Florida
SCHEDULE OF EXPENDITURES OF FEDERAL AWARDS
AND STATE FINANCIAL ASSISTANCE
For the year ended September 30, 2020

Federal Grantor Pass-Through Entity/Program Title	CFDA Number	Grant/Contract Number	Expenditures	Amount Provided to Subrecipients
<u>DEPARTMENT OF TREASURY (CONTINUED)</u>				
DIRECT PROGRAMS:				
COVID-19 - Coronavirus Relief Fund	21.019	Not Available	\$ 64,388,537	\$ 21,162,503
PASSED THROUGH FLORIDA HOUSING FINANCE CORPORATION:				
COVID-19 - Coronavirus Relief Fund	21.019	Not Available	1,066	-
Total COVID-19 - Coronavirus Relief Fund			64,389,603	21,162,503
Total Department of Treasury			65,052,533	21,272,849
<u>SMALL BUSINESS ADMINISTRATION</u>				
PASSED THROUGH UNIVERSITY OF SOUTH FLORIDA:				
Small Business Development Centers	59.037	1424-1094-02-A	166,868	-
Small Business Development Centers	59.037	1424-1111-00-A	27,265	-
			194,133	-
Total Small Business Administration			194,133	-
TOTAL EXPENDITURES OF FEDERAL AWARDS			\$ 118,532,210	\$ 26,302,462

Pinellas County, Florida
SCHEDULE OF EXPENDITURES OF FEDERAL AWARDS
AND STATE FINANCIAL ASSISTANCE
For the year ended September 30, 2020

State Agency	CSFA Number	Grant/State Contract Number	Expenditures	Amount Provided to Subrecipients
STATE FINANCIAL ASSISTANCE				
<u>FLORIDA DEPARTMENT OF ENVIRONMENTAL PROTECTION</u>				
DIRECT PROGRAMS:				
Beach Management Funding Assistance Program	37.003	17PI2	\$ 3,518,064	\$ -
Beach Management Funding Assistance Program	37.003	18PI1	1,306,137	-
Beach Management Funding Assistance Program	37.003	19PI3	(32,763)	-
			<u>4,791,438</u>	<u>-</u>
Delegated Title V Air Pollution Control Activities	37.043	TV012	15,954	-
Delegated Title V Air Pollution Control Activities	37.043	TV018	9,071	-
			<u>25,025</u>	<u>-</u>
Florida Resilient Coastlines Program (FRCP)	37.098	R2136	<u>10,277</u>	<u>-</u>
PASSED THROUGH THE SOUTH WEST FLORIDA WATER MANAGEMENT DISTRICT				
Water Management Districts - Land Acquisition and Improvement	37.022	Not Available	<u>80,496</u>	<u>-</u>
Total Florida Department of Environmental Protection			<u>4,907,236</u>	<u>-</u>
<u>FLORIDA DEPARTMENT OF HEALTH</u>				
DIRECT PROGRAMS:				
County Grant Awards	64.005	C5052	<u>155,716</u>	<u>-</u>
Total Florida Department of Health			<u>155,716</u>	<u>-</u>

Pinellas County, Florida
SCHEDULE OF EXPENDITURES OF FEDERAL AWARDS
AND STATE FINANCIAL ASSISTANCE
For the year ended September 30, 2020

State Agency	CSFA Number	Grant/State Contract Number	Expenditures	Amount Provided to Subrecipients
<u>FLORIDA EXECUTIVE OFFICE OF THE GOVERNOR</u>				
DIRECT PROGRAMS:				
Emergency Management Programs	31.063	A0042	\$ 59,679	\$ -
Emergency Management Programs	31.063	A0154	31,226	-
			<u>90,905</u>	<u>-</u>
Emergency Management Projects	31.067	T0007	16,528	-
			<u>107,433</u>	<u>-</u>
<i>Total Florida Executive Office of the Governor</i>				
				<u>-</u>
<u>FLORIDA HOUSING FINANCE CORPORATION</u>				
DIRECT PROGRAMS:				
State Housing Initiatives Partnership Program (SHIP)	40.901	FY19-20 SHIP Allocation	2,782,088	45,360
			<u>2,782,088</u>	<u>45,360</u>
<i>Total Florida Housing Finance Corporation</i>				
			<u>2,782,088</u>	<u>45,360</u>
<u>FLORIDA DEPARTMENT OF TRANSPORTATION</u>				
DIRECT PROGRAMS:				
Florida Highway Beautification Grant Program	55.003	AS475	997,129	-
Aviation Grant Programs	55.004	G0I48	9,845	-
Aviation Grant Programs	55.004	G0V03	9,189	-
Aviation Grant Programs	55.004	G0V04	170,409	-
Aviation Grant Programs	55.004	G0Y98	692,512	-
			<u>881,955</u>	<u>-</u>

Pinellas County, Florida
SCHEDULE OF EXPENDITURES OF FEDERAL AWARDS
AND STATE FINANCIAL ASSISTANCE
For the year ended September 30, 2020

State Agency	CSFA Number	Grant/State Contract Number	Expenditures	Amount Provided to Subrecipients
<u>FLORIDA DEPARTMENT OF TRANSPORTATION (CONTINUED)</u>				
DIRECT PROGRAMS:				
County Incentive Grant Program (CIGP)	55.008	437043 1 54 01 G0L84	\$ 420,794	\$ -
County Incentive Grant Program (CIGP)	55.008	441794 1 54 01	475,593	-
County Incentive Grant Program (CIGP)	55.008	437047 1 34 01	33,873	-
County Incentive Grant Program (CIGP)	55.008	437046 1 54 01	27,200	-
			<u>957,460</u>	<u>-</u>
Stormwater Retrofit Projects	55.024	AQJ69	32,139	-
Stormwater Retrofit Projects	55.024	JPA McKay Creek	40,377	-
			<u>72,516</u>	<u>-</u>
Transportation Regional Incentive Program (TRIP)	55.026	424011 1 58 01	319,045	-
Transportation Regional Incentive Program (TRIP)	55.026	429068 1 58 01	294,593	-
Transportation Regional Incentive Program (TRIP)	55.026	G0W91	821,359	-
Transportation Regional Incentive Program (TRIP)	55.026	G0X37	92,645	-
			<u>1,527,642</u>	<u>-</u>
PASSED THROUGH THE SOUTH WEST FLORIDA WATER MANAGEMENT DISTRICT				
Florida Shared-use Nonmotorized (Sun) Trail Network Program	55.038	440093 1 54 01	1,475,245	-
Total Florida Department of Transportation			<u>5,911,947</u>	<u>-</u>

Pinellas County, Florida
SCHEDULE OF EXPENDITURES OF FEDERAL AWARDS
AND STATE FINANCIAL ASSISTANCE
For the year ended September 30, 2020

State Agency	CSFA Number	Grant/State Contract Number	Expenditures	Amount Provided to Subrecipients
<u>FLORIDA DEPARTMENT OF LEGAL AFFAIRS AND ATTORNEY GENERAL</u>				
DIRECT PROGRAMS:				
Crime Stoppers	41.002	CRST-2018-Pinellas County Board of -00023	\$ (825)	\$ -
Crime Stoppers	41.002	Crime Stoppers 2019-CRST PCB00	158,184	-
Crime Stoppers	41.002	CRST-2020-PinellasCounty-00023	17,006	-
			<u>174,365</u>	<u>-</u>
<i>Total Florida Department of Legal Affairs and Attorney General</i>			<u>174,365</u>	<u>-</u>
<u>FLORIDA DEPARTMENT OF LAW ENFORCEMENT</u>				
DIRECT PROGRAMS:				
Statewide Criminal Analysis Laboratory System	71.002	2020-SFA-CL-52-A9-004	227,359	-
<i>Total Florida Department of Law Enforcement</i>			<u>227,359</u>	<u>-</u>
<u>FLORIDA DEPARTMENT OF EDUCATION AND THE COMMISSIONER OF EDUCATION</u>				
DIRECT PROGRAMS:				
Coach Aaron Feis Guardian Program	48.140	TAPS 20A096	361,609	-
<i>Total Florida Department of Education and the Commisioner of Education</i>			<u>361,609</u>	<u>-</u>

Pinellas County, Florida
SCHEDULE OF EXPENDITURES OF FEDERAL AWARDS
AND STATE FINANCIAL ASSISTANCE
For the year ended September 30, 2020

State Agency	CSFA Number	Grant/State Contract Number	Expenditures	Amount Provided to Subrecipients
<u>FLORIDA STATE COURTS SYSTEM</u>				
DIRECT PROGRAMS:				
Post-Adjudicatory Drug Court Program	22.021	Not Available	\$ 447,413	\$ -
Post-Adjudicatory Drug Court Program	22.021	A.D.C FY20/21	40,601	-
<i>Total Florida State Courts System</i>			488,014	-
<u>FLORIDA DEPARTMENT OF CHILDREN AND FAMILIES</u>				
DIRECT PROGRAMS:				
Criminal Justice, Mental Health, and Substance Abuse Reinvestment Grant Program	60.115	LHZ52	264,062	225,370
Criminal Justice, Mental Health, and Substance Abuse Reinvestment Grant Program	60.115	LHZ91	1,395	-
			265,457	225,370
<i>Total Florida Department of Children and Families</i>			265,457	225,370
<u>FLORIDA FISH AND WILDLIFE CONSERVATION COMMISSION</u>				
DIRECT PROGRAMS:				
Derelict Vessel Removal Program	77.005	B7355B	11,825	-
Florida Boating Improvement Program	77.006	18078	59,482	-
<i>Total Fish and Wildlife Conservation Commission</i>			71,307	-
TOTAL STATE FINANCIAL ASSISTANCE			\$ 15,452,531	\$ 270,730

Pinellas County, Florida
NOTES TO SCHEDULE OF FEDERAL AWARDS
AND STATE FINANCIAL ASSISTANCE
For the year ended September 30, 2020

1. Basis of Presentation

The accompanying Schedule of Expenditures of Federal Awards and State Financial Assistance (Schedule) includes the federal and state award activity of Pinellas County, Florida ("County"). The information on this Schedule is prepared in accordance with the requirements of Title 2 U.S. Code of Federal Regulations Part 200, *Uniform Administrative Requirements, Cost Principles, and Audit Requirements for Federal Awards* (Uniform Guidance), and Chapter 10.550, *Rules of the Auditor General*, wherein certain types of expenditures are not allowable or are limited as to reimbursement. Therefore, some amounts presented in this schedule may differ from amounts presented in, or used in the preparation of, the basic financial statements.

2. Summary of Significant Accounting Policies

Expenditures reported on the Schedule are reported on the modified accrual basis of accounting. The County has elected not to use the 10-percent de minimis indirect cost rate as allowed under the Uniform Guidance. Expenditures are recognized following, as applicable, either the cost principles in OMB Circular A-87, Cost Principles for State and Local Governments, or the cost principles contained in Title 2 U.S. Code of Federal Regulations Part 200, Uniform Administrative Requirements, Cost Principles, and Audit Requirements for Federal Awards, wherein certain expenditures are not allowable or are limited as to reimbursement.

3. Disaster Grant

Expenditures reported on the Schedule for Disaster Grants – Public Assistance ((Presidentially Declared Disasters) (CFDA 97.036) are based on Project Worksheets approved through an executed agreement. Some expenditures reported were incurred in prior years.

4. COVID-19 Pandemic

During December 2019, the Novel Coronavirus (COVID-19) was discovered on the continent of Asia. COVID-19 was subsequently declared a world-wide pandemic by the World Health Organization. On March 13, 2020, the President of the United States declared a National Emergency concerning the COVID-19 pandemic. Congress has made various appropriations under multiple acts to address the pandemic. As a result, federal agencies have incorporated COVID-19 funding into existing programs as well as established new funding programs with a unique CFDA number. Expenditures reported with the funding provided specifically in response to the COVID-19 pandemic have been identified in the Schedule.

Pinellas County, Florida

Other Supplementary Information
Schedule of Receipts and Expenditures of
Funds Related to the Deepwater Horizon Oil Spill

For the Fiscal Year Ended September 30, 2020

6RXUFH	\$PRXQW 5HFHLYHG in the 2019-20 Fiscal Year	\$PRXQW ([SHQGHG in the 2019-20 Fiscal Year
British Petroleum:		
Affordable Housing - Housing Trust Fund		
Agreement No. 17-701D	\$ -	\$ 112,128
\$Uts - Traveling Sculptures/Installations		
Agreement No. 17-2011D	-	99,940
Electric Bus Charging Stations/Infrastructure		
Agreement No. 17-101D	-	589,000
Historic Palm Harbor Lights and Landscaping		
Agreement Nos. 17-080D/17-808D	-	-
/Drgo Nature Trail Upgrades		
Agreement No.18-617D	-	-
Pedestrian Bicycle Bridge @ Phillippe Park		
Agreement No. N/A	-	46,364
6HZer lining/Sewer/Stormwater Capacity/Upgrades		
Agreement No. N/A	-	-
SJWAA Youth Sports Complex (Design)		
Agreement No. N/A	-	-
Tampa Bay Estuary Program		
Agreement Nos. 17-115F/18-251D	-	-
Tierre Verde Study and Dredge		
Agreement No. N/A	-	38,793
Water Rescue		
Agreement No.17-057D	-	-
Total:	\$ -	\$ 886,225

See accompanying notes to Schedule of Receipts and Expenditures of Funds Related to the Deepwater Horizon Oil Spill.

Pinellas County, Florida
Notes to Schedule of Receipts and Expenditures
of Funds Related to the Deepwater Horizon Oil Spill
September 30, 2020

1. Basis of Presentation

The accompanying Schedule of Receipts and Expenditures of Funds Related to the Deepwater Horizon Oil Spill includes the Deepwater Horizon grant activity of Pinellas County, Florida. Receipts are presented on the cash basis of accounting, and expenditures are presented on the modified accrual basis of accounting. The information in this schedule is presented in accordance with the requirement of Chapter 10.557 (3) (n), *Rules of the Auditor General*. Therefore, some amounts presented in this schedule may differ from amounts presented in, or used in the preparation of, the basic financial statements.

This schedule not does include funds related to the Deepwater Horizon Oil Spill that are considered federal awards or state financial assistance. The Schedule of Federal Awards and State Financial Assistance includes \$1,021,687 of expenditures of federal awards (included for CFDA # 21.015 and 87.052) that are related to the Deepwater Horizon Oil Spill.

PINELLAS COUNTY, FLORIDA

**SCHEDULE OF FINDINGS AND QUESTIONED COSTS -
FEDERAL AWARDS AND STATE FINANCIAL ASSISTANCE**

YEAR ENDED SEPTEMBER 30, 2020

SECTION I - SUMMARY OF AUDITOR'S RESULTS

FINANCIAL STATEMENTS

Type of report the auditor issued on whether the financial statements audited were prepared in accordance with GAAP: *Unmodified*

Internal control over financial reporting:
Material weakness(es) identified? No
Significant deficiency(ies) identified? None Reported

Noncompliance material to financial statements noted No

FEDERAL AWARDS AND STATE FINANCIAL ASSISTANCE

Internal control over major programs:
Material weakness(es) identified? No
Significant deficiency(ies) identified? None Reported

Type of auditors' report issued on compliance for major programs *Unmodified*

Audit findings disclosed that are required to be reported in accordance with 2 CFR 200.516(a) and Chapter 10.550, *Rules of the Auditor General*? No

Identification of major federal and state programs:

<u>CFDA/CSFA Number</u>	<u>Name of Program</u>
<u>Federal:</u>	
21.019	COVID-19 – Coronavirus Relief Funding
<u>State:</u>	
37.003	Beach Management Funding Assistance Program
55.003	Florida Highway Beautification Grant Program
55.004	Aviation Grant Programs
55.026	Transportation Regional Incentive Program

Dollar threshold used to distinguish between type A and B programs:
Federal \$3,000,000
State \$750,000

Auditee qualified as low-risk Yes

PINELLAS COUNTY, FLORIDA

**SCHEDULE OF FINDINGS AND QUESTIONED COSTS -
FEDERAL AWARDS AND STATE FINANCIAL ASSISTANCE**

YEAR ENDED SEPTEMBER 30, 2020

SECTION II - FINANCIAL STATEMENT FINDINGS

No items noted.

SECTION III - FINDINGS AND QUESTIONED COSTS – MAJOR FEDERAL AWARDS PROGRAMS

No items noted

**SECTION IV - FINDINGS AND QUESTIONED COSTS – MAJOR STATE FINANCIAL ASSISTANCE
PROJECTS**

No items noted.

PINELLAS COUNTY, FLORIDA
SUMMARY OF PRIOR YEAR FINDINGS
YEAR ENDED SEPTEMBER 30, 2020

Prior Year Findings and Questioned Costs

Finding 2019-001: Procurement – Significant Deficiency

Impacted Programs:

Federal Agency: Department of Transportation
Program: Highway Planning and Construction Cluster
CFDA Number: 20.205

Federal Agency: Department of Health and Human Services
Program: Health Center Program Cluster
CFDA Number: 93.224, 93.527

Criteria:

Uniform Guidance 2 CFR 200.318 general procurement standards require nonfederal entities to have documented procurement procedures that conform to Uniform Guidance requirements. These procurement requirements include having a micro-purchase threshold of no more than \$3,500.

Condition:

The County's purchasing policy for purchases utilizing federal grant funds defines a micro-purchases as purchases up to \$5,000 instead of the \$3,500 allowed by Uniform Guidance 2 CFR 200.318 general procurement standards.

Status of Prior Year Finding:

This finding was remediated.

Distinguished Members of the Board of County Commissioners
Honorable Kenneth P. Burke, Clerk of the Circuit Court and Comptroller
Honorable Mike Twitty, Property Appraiser
Honorable Bob Gualtieri, Sheriff
Honorable Julie Marcus, Supervisor of Elections
Honorable Charles Thomas, Tax Collector
Pinellas County, Florida

Report on the Financial Statements

We have audited the financial statements of Pinellas County, Florida (the County) as of and for the fiscal year ended September 30, 2020 and have issued our report thereon dated March 25, 2021. Our report includes a reference to other auditors who audited certain discretely presented component units, as described in our report on the County's financial statements. This report does not include our consideration of the results of the other auditors testing that are reported on separately by those other auditors.

Auditor's Responsibility

We conducted our audit in accordance with auditing standards generally accepted in the United States of America, the standards applicable to financial audits contained in *Government Auditing Standards* issued by the Comptroller General of the United States; Title 2 U.S. *Code of Federal Regulations* Part 200, *Uniform Administrative Requirements, Cost Principles, and Audit Requirements for Federal Awards* (Uniform Guidance); and Chapter 10.550, *Rules of the Florida Auditor General*.

Other Reports and Schedule

We have issued our Independent Auditor's Report on Internal Control over Financial Reporting and on Compliance and Other Matters Based on an Audit of The Financial Statements Performed in Accordance with *Government Auditing Standards*, Independent Auditor's Report on Compliance for each Major Federal Program and State Financial Assistance Project and on Internal Control over Compliance in Accordance with the Uniform Guidance, and Independent Accountant's Reports on an Examination conducted in accordance *AICPA Professional Standards*, AT-C Section 315, regarding compliance requirements in accordance with Chapter 10.550, *Rules of the Auditor General*. Disclosures in those reports, which are dated March 25, 2021, should be considered in conjunction with this management letter.

Prior Audit Findings

Section 10.554(1)(i)1., *Rules of the Auditor General*, requires that we determine whether or not corrective actions have been taken to address significant findings and recommendations made in the preceding annual financial audit report. There were no such findings.

Official Title and Legal Authority

Section 10.554(1)(i)4., *Rules of the Auditor General*, requires that the name or official title and legal authority for the primary government and each component unit of the reporting entity be disclosed in the management letter, unless disclosed in the notes to the financial statements. The information is disclosed in the notes to the financial statements.

Financial Condition

Section 10.554(1)(i)5.a. and 10.556(7), *Rules of the Auditor General*, requires that we apply appropriate procedures and report the results of our determination as to whether or not the County has met one or more of the conditions described in Section 218.503(1), *Florida Statutes*, and identification of the specific condition(s) met. In connection with our audit, we determined that the County did not meet any of the conditions described in Section 218.503(1), *Florida Statutes*.

Pursuant to Sections 10.554(1)(i)5.b. and 10.556(8), *Rules of the Auditor General*, we applied financial condition assessment procedures. It is management's responsibility to monitor the County's financial condition, and our financial condition assessment was based in part on representations made by management and the review of financial information provided by same.

Other Matters

Section 10.554(1)(i)2., *Rules of the Auditor General*, requires that we address in the management letter any recommendations to improve financial management. In connection with our audit, we did not have any such recommendations.

Section 10.554(1)(i)3., *Rules of the Auditor General*, requires that we address noncompliance with provisions of contracts or grant agreements, or abuses that have occurred, or are likely to have occurred, that have an effect on the financial statements that is less than material but which warrants the attention of those charged with governance. In connection with our audit, we did not have any such findings.

Purpose of this Letter

Our management letter is intended solely for the information and use of the Legislative Auditing Committee, members of the Florida Senate and the Florida House of Representatives, the Florida Auditor General, Federal and other granting agencies, the Members of the Board of County Commissioners, the Honorable Kenneth P. Burke, Clerk of the Circuit Court, the Honorable Mike Twitty, Property Appraiser, the Honorable Bob Gualtieri, Sheriff, the Honorable Julie Marcus, Supervisor of Elections, the Honorable Charles Thomas, Tax Collector, and applicable management, and is not intended to be and should not be used by anyone other than these specified parties.

Conclusion

We would like to take this opportunity to thank the County for the many courtesies and cooperation extended to our representatives during the course of our audit.



Crowe LLP

Tampa, Florida
March 25, 2021

**INDEPENDENT ACCOUNTANT'S REPORT ON COMPLIANCE WITH
SECTION 218.415, *FLORIDA STATUTES***

Distinguished Members of the Board of County Commissioners
Honorable Kenneth P. Burke, Clerk of the Circuit Court and Comptroller
Honorable Mike Twitty, Property Appraiser
Honorable Bob Gualtieri, Sheriff
Honorable Julie Marcus, Supervisor of Elections
Honorable Charles Thomas, Tax Collector
Pinellas County, Florida

We have examined the Pinellas County, Florida's (the "County") compliance with Section 218.415, *Florida Statutes*, concerning the investment of public funds during the year ended September 30, 2020. Management of the County is responsible for the County's compliance with the specified requirements. Our responsibility is to express an opinion on the County's compliance with the specified requirements based on our examination.

Our examination was conducted in accordance with attestation standards established by the American Institute of Certified Public Accountants and those standards applicable to attestation engagements contained in *Government Auditing Standards* issued by the Comptroller General of the United States. Those standards require that we plan and perform the examination to obtain reasonable assurance about whether the County complied, in all material respects, with the specified requirements referenced above. An examination involves performing procedures to obtain evidence about whether the County complied with the specified requirements. The nature, timing, and extent of the procedures selected depend on our judgment, including an assessment of the risks of material noncompliance, whether due to fraud or error. We believe that the evidence we obtained is sufficient and appropriate to provide a reasonable basis for our opinion.

Our examination does not provide a legal determination on the County's compliance with the specified requirements.

In our opinion, the County complied, in all material respects, with the requirements contained in Section 218.415, *Florida Statutes* during the year ended September 30, 2020.

The purpose of this report is solely to comply with Chapter 10.550, *Rules of the Auditor General*. Accordingly, this report is not suitable for any other purpose.



Crowe LLP

Tampa, Florida
March 25, 2021



**INDEPENDENT ACCOUNTANT'S REPORT ON COMPLIANCE WITH
SECTION 218.8017, *FLORIDA STATUTES* AND PUBLIC LAW 112-141 (33 U.S.C.A. SS. 1321 (T));
STATE OR LOCAL GRANTS; AND MONEYS RECEIVED DIRECTLY FROM BRITISH PETROLEUM**

Distinguished Members of the Board of County Commissioners
Honorable Kenneth P. Burke, Clerk of the Circuit Court and Comptroller
Honorable Mike Twitty, Property Appraiser
Honorable Bob Gualtieri, Sheriff
Honorable Julie Marcus, Supervisor of Elections
Honorable Charles Thomas, Tax Collector
Pinellas County, Florida

We have examined the Pinellas County, Florida's (the "County") compliance with Section 288.8017, *Florida Statutes*, and Public Law 112-141 (33 U.S.C. s. 1321 (t)); State or Local grants; and moneys received directly from British Petroleum, concerning the receipt and expenditure of those funds during the year ended September 30, 2020. Management of the County is responsible for the County's compliance with the specified requirements. Our responsibility is to express an opinion on the County's compliance with the specified requirements based on our examination.

Our examination was conducted in accordance with attestation standards established by the American Institute of Certified Public Accountants and the standards applicable to attestation engagements contained in *Government Auditing Standards* issued by the Comptroller General of the United States. Those standards require that we plan and perform the examination to obtain reasonable assurance about whether the County complied, in all material respects, with the specified requirements referenced above. An examination involves performing procedures to obtain evidence about whether the County complied with the specified requirements. The nature, timing, and extent of the procedures selected depend on our judgment, including an assessment of the risks of material noncompliance of the receipt and expenditure of public funds, whether due to fraud or error. We believe that the evidence we obtained is sufficient and appropriate to provide a reasonable basis for our opinion.

Our examination does not provide a legal determination on the County's compliance with the specified requirements.

In our opinion, the County complied, in all material respects, with the requirements of Section 288.8017, *Florida Statutes*, and Public Law 112-141 (33 U.S.C.A. ss. 1321 (t)); State or Local grants; and moneys received directly from British Petroleum, during the year ended September 30, 2020.

The purpose of this report is solely to comply with Chapter 10.550, *Rules of the Auditor General*. Accordingly, this report is not suitable for any other purpose.

Crowe LLP

Tampa, Florida
March 25, 2021

**INDEPENDENT ACCOUNTANT'S REPORT ON COMPLIANCE WITH
SECTION 365.173, *FLORIDA STATUTES***

Distinguished Members of the Board of County Commissioners
Honorable Kenneth P. Burke, Clerk of the Circuit Court and Comptroller
Honorable Mike Twitty, Property Appraiser
Honorable Bob Gualtieri, Sheriff
Honorable Julie Marcus, Supervisor of Elections
Honorable Charles Thomas, Tax Collector
Pinellas County, Florida

We have examined the Pinellas County, Florida's (the "County") compliance with Section 365.173, *Florida Statutes*, concerning the receipt and expenditure of emergency communication number E911 system funds during the year ended September 30, 2020. Management of the County is responsible for the County's compliance with the specified requirements. Our responsibility is to express an opinion on the County's compliance with the specified requirements based on our examination.

Our examination was conducted in accordance with attestation standards established by the American Institute of Certified Public Accountants and the standards applicable to attestation engagements contained in *Government Auditing Standards* issued by the Comptroller General of the United States. Those standards require that we plan and perform the examination to obtain reasonable assurance about whether the County complied, in all material respects, with the specified requirements referenced above. An examination involves performing procedures to obtain evidence about whether the County complied with those specified requirements. The nature, timing, and extent of the procedures selected depend on our judgment, including an assessment of the risks of material noncompliance, whether due to fraud or error. We believe that the evidence we obtained is sufficient and appropriate to provide a reasonable basis for our opinion.

Our examination does not provide a legal determination on the County's compliance with the specified requirements.

In our opinion, the County complied, in all material respects, with the requirements contained in Section 365.173, *Florida Statutes* during the year ended September 30, 2020.

The purpose of this report is solely to comply with Chapter 10.550, *Rules of the Auditor General*. Accordingly, this report is not suitable for any other purpose.



Crowe LLP

Tampa, Florida
March 25, 2021



KEN BURKE

CLERK OF THE CIRCUIT COURT AND COMPTROLLER — PINELLAS COUNTY, FLORIDA

Clerk of the County Court
Recorder of Deeds
Clerk and Accountant of the Board of County Commissioners
Custodian of County Funds
County Auditor
Clerk of the Water and Navigation Control Authority

315 Court Street, Room 400
Clearwater, FL 33756-5165
Telephone: (727) 464-3341
Fax: (727) 453-3589
kburke@mypinellasclerk.org
www.mypinellasclerk.org

IMPACT FEE AFFIDAVIT

BEFORE ME, the undersigned authority, personally appeared Ken Burke, Chief Financial Officer, who being duly sworn, deposes and says on oath that:

1. I am the Chief Financial Officer of Pinellas County, Florida which is a local governmental entity and subdivision of the State of Florida;
2. Pinellas County, Florida impact fee ordinances have been codified as Part III – Land Development Code, Chapter 150 – Impact Fees, Article II. – Multimodal Impact Fees; and
3. To the best of my knowledge, Pinellas County, Florida has complied and, as of the date of this Affidavit, remains in compliance with Section 163.31801, Florida Statutes.

FURTHER AFFIANT SAYETH NAUGHT.

Ken Burke, Clerk of the Circuit Court and
Comptroller
Pinellas County, Florida

STATE OF FLORIDA
COUNTY OF PINELLAS

SWORN TO AND SUBSCRIBED before me this 16th day of April, 2021.
by means of physical presence



KAREN E. LAMB
Commission # GG 184434
Expires March 19, 2022
Bonded Thru Budget Notary Services

Signature of Notary Public

Print Name Karen E. Lamb

Personally known ☒ or produced identification _____

Type of identification produced: _____

My Commission Expires: 3/19/2022

This page intentionally left blank.

**CONSTITUTIONAL OFFICERS
SPECIAL PURPOSE
FINANCIAL STATEMENTS**

**3,1(// \$6 COUNTY, FLORIDA
CLERK OF THE CIRCUIT COURT AND COMPTROLLER**

FINANCIAL STATEMENTS

<HDUQged 6H5WHPE3U2020
(With 6XPPDULJH)Gnancial ,QIRUPDWLRQ
IRUWK4HDUnded 6H5WHPE3U2019)

Pinellas County, Florida
CLERK OF THE CIRCUIT COURT AND COMPTROLLER
FINANCIAL STATEMENTS
For the Year Ended September 30, 2020
(With Summarized Financial Statement Information
for the Year Ended September 30, 2019)

TABLE OF CONTENTS

	PAGE
INDEPENDENT AUDITOR'S REPORT	
Audit Report.....	1
FINANCIAL STATEMENTS	
Balance Sheet - Governmental Funds.....	4
Statement of Revenues, Expenditures and Changes in Fund Balances - Governmental Funds.....	5
Statement of Fiduciary Net Position - Agency Funds.....	6
Notes to the Financial Statements.....	7
REQUIRED SUPPLEMENTARY INFORMATION	
Schedule of Revenues, Expenditures, and Changes in Fund Balance - Budget and Actual - General Fund.....	16
Schedule of Revenues, Expenditures, and Changes in Fund Balance - Budget and Actual - Court Fund.....	17
Schedule of Revenues, Expenditures, and Changes in Fund Balance - Budget and Actual - Public Records Modernization Fund.....	18
Note to Required Supplementary Information.....	19
SUPPLEMENTARY INFORMATION	
Statement of Changes in Assets and Liabilities - Agency Funds.....	20
OTHER REPORTS	
Independent Auditor's Report on Internal Control Over Financial Reporting and on Compliance and Other Matters Based on an Audit of Financial Statements Performed in Accordance with <i>Government Auditing Standards</i>	21
Schedule of Findings and Responses.....	23
Management Letter on Internal Control and State Reporting Requirements.....	24
Independent Accountant's Report on Compliance with 218.415, <i>Florida Statutes</i>	26
Independent Accountant's Report on Compliance with Sections 28.35 and 28.36, <i>Florida Statutes</i>	27
Independent Accountant's Report on Compliance with 61.181, <i>Florida Statutes</i>	28

INDEPENDENT AUDITOR'S REPORT

The Honorable Ken Burke
Clerk of the Circuit Court and Comptroller
Pinellas County, Florida

Report on the Financial Statements

We have audited the accompanying financial statements of each major fund and the aggregate remaining fund information of the Pinellas County, Florida Clerk of the Circuit Court and Comptroller (the "Clerk"), a component unit of Pinellas County, Florida (the "County"), as of and for the year ended September 30, 2020, and the related notes to the financial statements, as listed in the table of contents.

Management's Responsibility for the Financial Statements

Management is responsible for the preparation and fair presentation of these financial statements in accordance with accounting principles generally accepted in the United States of America; this includes the design, implementation, and maintenance of internal control relevant to the preparation and fair presentation of financial statements that are free from material misstatement, whether due to fraud or error.

Auditor's Responsibility

Our responsibility is to express opinions on these financial statements based on our audit. We conducted our audit in accordance with auditing standards generally accepted in the United States of America and the standards applicable to financial audits contained in *Government Auditing Standards*, issued by the Comptroller General of the United States. Those standards require that we plan and perform the audit to obtain reasonable assurance about whether the financial statements are free from material misstatement.

An audit involves performing procedures to obtain audit evidence about the amounts and disclosures in the financial statements. The procedures selected depend on the auditor's judgment, including the assessment of the risks of material misstatement of the financial statements, whether due to fraud or error. In making those risk assessments, the auditor considers internal control relevant to the entity's preparation and fair presentation of the financial statements in order to design audit procedures that are appropriate in the circumstances, but not for the purpose of expressing an opinion on the effectiveness of the entity's internal control. Accordingly, we express no such opinion. An audit also includes evaluating the appropriateness of accounting policies used and the reasonableness of significant accounting estimates made by management, as well as evaluating the overall presentation of the financial statements.

We believe that the audit evidence we have obtained is sufficient and appropriate to provide a basis for our audit opinions.

Opinions

In our opinion, the financial statements referred to above present fairly, in all material respects, the respective financial position of each major fund and the aggregate remaining fund information of the Clerk as of September 30, 2020, and the changes in financial position thereof for the year then ended in accordance with accounting principles generally accepted in the United States of America.

Emphasis of Matter

As discussed in Note 1, the financial statements were prepared for the purpose of complying with the financial reporting provisions of Section 218.39, *Florida Statutes*, and Chapter 10.557(3), *Rules of the Auditor General*. The financial statements present only each major fund and the aggregate remaining fund information and do not purport to, and do not, present fairly the financial position of the Clerk, as of September 30, 2020, or the changes in its financial position for the year then ended in accordance with accounting principles generally accepted in the United States of America. Our opinions are not modified with respect to this matter.

Other Matters

Report on Summarized Comparative Information

We have previously audited the Clerk's 2019 financial statements, and we expressed unmodified audit opinions on the respective financial statements of each major fund and the aggregate remaining fund information in our report dated December 16, 2019. In our opinion, the summarized comparative information presented herein as of and for the year ended September 30, 2019 is consistent, in all material respects, with the audited financial statements from which it has been derived.

Required Supplementary Information

Accounting principles generally accepted in the United States of America require that the budgetary comparison schedules on pages 16–18 be presented to supplement the financial statements. Such information, although not a part of the financial statements, is required by the Governmental Accounting Standards Board who considers it to be an essential part of financial reporting for placing the financial statements in an appropriate operational, economic, or historical context. We have applied certain limited procedures to the required supplementary information in accordance with auditing standards generally accepted in the United States of America, which consisted of inquiries of management about the methods of preparing the information and comparing the information for consistency with management's responses to our inquiries, the financial statements, and other knowledge we obtained during our audit of the financial statements. We do not express an opinion or provide any assurance on the information because the limited procedures do not provide us with sufficient evidence to express an opinion or provide any assurance.

Supplementary Information

Our audit was conducted for the purpose of forming opinions on the financial statements that collectively comprise the Clerk's financial statements. The statement of changes in assets and liabilities – agency funds on page 20 is presented for purposes of additional analysis and is not a required part of the financial statements.

The statement of changes in assets and liabilities – agency funds on page 20 is the responsibility of management and was derived from and relates directly to the underlying accounting and other records used to prepare the financial statements. Such information has been subjected to the auditing procedures applied in the audit of the financial statements and certain additional procedures, including comparing and reconciling such information directly to the underlying accounting and other records used to prepare the financial statements or to the financial statements themselves, and other additional procedures in accordance with auditing standards generally accepted in the United States of America. In our opinion, the statement of changes in assets and liabilities – agency funds on page 20 is fairly stated, in all material responses, in relation to the financial statements as a whole.

Restriction on Use

Our report is intended solely for the information and use of the Clerk, the Board of County Commissioners of Pinellas County, Florida, and the Auditor General of the State of Florida, and is not intended to be and should not be used by anyone other than these specified parties.

Other Reporting Required by Government Auditing Standards

In accordance with *Government Auditing Standards*, we have also issued our report dated December 14, 2020, on our consideration of the Clerk's internal control over financial reporting and on our tests of its compliance with certain provisions of laws, regulations, contracts, and grant agreements and other matters. The purpose of that report is solely to describe the scope of our testing of internal control over financial reporting and compliance and the results of that testing, and not to provide an opinion on the effectiveness of the Clerk's internal control over financial reporting or on compliance. That report is an integral part of an audit performed in accordance with *Government Auditing Standards* in considering the Clerk's internal control over financial reporting and compliance.

A handwritten signature in black ink that reads "Crowe LLP". The signature is written in a cursive, flowing style.

Crowe LLP

Tampa, Florida
December, 14, 2020

Pinellas County, Florida
CLERK OF THE CIRCUIT COURT AND COMPTROLLER
BALANCE SHEET
GOVERNMENTAL FUNDS
September 30, 2020
(With Summarized Financial Information as of September 30, 2019)

	General Fund	Court Fund	Public Records Modernization Fund	Totals	
				2020	2019
ASSETS					
Cash	\$ 2,608,336	\$ 3,987,311	\$ 10,067,309	\$ 16,662,956	\$ 15,686,829
Investments	-	-	-	-	73
Due from Pinellas County, Florida					
Constitutional Officers	208,683	-	-	208,683	37,647
Due from Pinellas County, Florida					
Board of County Commissioners	70,967	3,754	-	74,721	153,456
Due from other governments	122,307	-	-	122,307	213,541
Accounts receivable	7,645	283	929	8,857	17,714
Prepaid items	617,871	-	198,258	816,129	660,610
Total assets	<u>\$ 3,635,809</u>	<u>\$ 3,991,348</u>	<u>\$ 10,266,496</u>	<u>\$ 17,893,653</u>	<u>\$ 16,769,870</u>
LIABILITIES AND FUND BALANCES					
LIABILITIES					
Accounts payable	\$ 775,238	\$ 8,543	\$ 84,451	\$ 868,232	\$ 1,023,157
Accrued liabilities	809,689	1,015,583	45,836	1,871,108	1,861,238
Due to Pinellas County, Florida					
Board of County Commissioners	1,422,285	28,964	5,222	1,456,471	1,544,097
Due to other governments	10,726	1,677,332	-	1,688,058	1,712,390
Deposits	-	750,440	-	750,440	750,439
Total liabilities	<u>3,017,938</u>	<u>3,480,862</u>	<u>135,509</u>	<u>6,634,309</u>	<u>6,891,321</u>
FUND BALANCES					
Nonspendable					
Prepaid items	617,871	-	198,258	816,129	660,610
Spendable					
Restricted	-	510,486	9,932,729	10,443,215	9,217,939
Total fund balances	<u>617,871</u>	<u>510,486</u>	<u>10,130,987</u>	<u>11,259,344</u>	<u>9,878,549</u>
Total liabilities and fund balances	<u>\$ 3,635,809</u>	<u>\$ 3,991,348</u>	<u>\$ 10,266,496</u>	<u>\$ 17,893,653</u>	<u>\$ 16,769,870</u>

The accompanying notes are an integral part of these financial statements.

Pinellas County, Florida
 CLERK OF THE CIRCUIT COURT AND COMPTROLLER
 STATEMENT OF REVENUES, EXPENDITURES AND CHANGES IN FUND BALANCES
 GOVERNMENTAL FUNDS
 For the year ended September 30, 2020
 (With Summarized Financial Information for the Year Ended September 30, 2019)

	General Fund	Court Fund	Public Records Modernization Fund	Totals	
				2020	2019
REVENUES					
Charges for services	\$ 7,026,354	\$ 12,123,814	\$ 2,565,535	\$ 21,715,703	\$ 22,643,469
Intergovernmental	502,845	3,660,701	-	4,163,546	2,292,370
Fines and forfeitures	-	4,505,107	-	4,505,107	4,716,006
Investment income	17,201	27,215	68,034	112,450	262,380
Miscellaneous	49,435	434,995	846	485,276	771,293
Total revenues	<u>7,595,835</u>	<u>20,751,832</u>	<u>2,634,415</u>	<u>30,982,082</u>	<u>30,685,518</u>
EXPENDITURES					
General government:					
Salaries and benefits	16,869,750	20,257,353	695,029	37,822,132	36,435,737
Operating expenditures	2,081,603	459,615	717,164	3,258,382	3,176,870
Capital outlay	836,422	-	-	836,422	643,638
Total expenditures	<u>19,787,775</u>	<u>20,716,968</u>	<u>1,412,193</u>	<u>41,916,936</u>	<u>40,256,245</u>
Excess (deficiency) of revenues over (under) expenditures	<u>(12,191,940)</u>	<u>34,864</u>	<u>1,222,222</u>	<u>(10,934,854)</u>	<u>(9,570,727)</u>
OTHER FINANCING SOURCES (USES)					
Transfers in:					
Pinellas County, Florida Board of County Commissioners appropriations	13,151,160	-	-	13,151,160	12,720,700
Transfers out:					
Distribution of excess appropriations to Pinellas County, Florida Board of County Commissioners	(800,647)	-	-	(800,647)	(973,861)
Distribution of excess court revenue to the State	-	(34,864)	-	(34,864)	(38,107)
Total other financing sources (uses)	<u>12,350,513</u>	<u>(34,864)</u>	<u>-</u>	<u>12,315,649</u>	<u>11,708,732</u>
Net change in fund balances	158,573	-	1,222,222	1,380,795	2,138,005
Fund balances - beginning	<u>459,298</u>	<u>510,486</u>	<u>8,908,765</u>	<u>9,878,549</u>	<u>7,740,544</u>
Fund balances - ending	<u>\$ 617,871</u>	<u>\$ 510,486</u>	<u>\$ 10,130,987</u>	<u>\$ 11,259,344</u>	<u>\$ 9,878,549</u>

The accompanying notes are an integral part of these financial statements.

Pinellas County, Florida
 CLERK OF THE CIRCUIT COURT AND COMPTROLLER
 STATEMENT OF FIDUCIARY NET POSITION
 AGENCY FUNDS
 September 30, 2020
 (With Summarized Financial Information as of September 30, 2019)

	<u>2020</u>	<u>2019</u>
ASSETS		
Cash	\$ 31,760,041	\$ 30,745,502
Investments	-	108
Due from other governments	<u>18,014</u>	<u>13,345</u>
Total assets	<u><u>\$ 31,778,055</u></u>	<u><u>\$ 30,758,955</u></u>
LIABILITIES		
Due to other governments	\$ 8,366,324	\$ 6,448,100
Deposits	<u>23,411,731</u>	<u>24,310,855</u>
Total liabilities	<u><u>\$ 31,778,055</u></u>	<u><u>\$ 30,758,955</u></u>

The accompanying notes are an integral part of these financial statements.

Pinellas County, Florida
CLERK OF THE CIRCUIT COURT AND COMPTROLLER
NOTES TO THE FINANCIAL STATEMENTS
September 30, 2020
(With Summarized Financial Information for the Year Ended September 30, 2019)

NOTE 1 - Summary of Significant Accounting Policies

A. Reporting Entity

The Pinellas County, Florida, Clerk of the Circuit Court and Comptroller (Clerk) is an elected constitutional officer as provided for by the Constitution of the State of Florida. Pursuant to Section 129, Florida Statutes, the Clerk's budget for the General Fund is submitted to the Pinellas County, Florida, Board of County Commissioners (Board) for approval. The Court Fund budget is submitted to the Clerk of Court Operations Corporation of the State of Florida for approval. Additionally, the Public Records Modernization Fund budget is approved by the Clerk. The restricted fund balances represent resources for use by the Court Fund and Public Records Modernization Fund and are restricted by specific state statutes. In addition, for financial reporting purposes, the Clerk is included in Pinellas County, Florida's (the "County") basic financial statements as a blended component unit of the County.

B. Measurement Focus, Basis of Accounting, and Basis of Presentation

These financial statements include the general fund, special revenue funds, and agency fund of the Clerk. The accompanying financial statements were prepared for the purposes of complying with Section 218.39, *Florida Statutes*, and Chapter 10.557(3), *Rules of the Auditor General for Local Governmental Entity Audits*.

Chapter 10.556(4), *Rules of the Auditor General for Local Governmental Entity Audits*, requires the Clerk's financial statements to present only fund financial statements. Accordingly, due to the omission of government-wide financial statements and related disclosures, including a management's discussion and analysis, these financial statements do not constitute a complete presentation of the financial position of the Clerk as of September 30, 2020, and the changes in its financial position for the year then ended, in conformity with Governmental Accounting Standards Board (GASB) Statement No. 34, *Basic Financial Statements – and Management's Discussion and Analysis – for State and Local Governments*, but otherwise constitute financial statements prepared in conformity with U.S. generally accepted accounting principles.

Governmental funds are reported using the current financial resources measurement focus and the modified accrual basis of accounting. Under the modified accrual basis of accounting, revenues are recognized when susceptible to accrual (i.e., when they become measurable and available to finance current liabilities of the fiscal year).

For this purpose, the Clerk considers revenues to be available if they are collected within 60 days after the end of the current period. Charges for services, interest income, and other revenue are recognized as they are earned and become measurable and available to pay liabilities of the current period. Expenditures are recorded when the related fund liability is incurred, except for certain compensated absences, which are recognized as expenditures to the extent they have become due for payment. The appropriations from the Board are the primary source of funds considered to be susceptible to accrual. Capital outlays expended in the governmental funds are capitalized in the basic financial statements of the Board rather than in the governmental funds of the Clerk.

The Clerk utilizes the following major governmental funds.

General Fund – The General Fund is a major fund used to account for all revenues and expenditures applicable to the general operations of the Clerk, which are not accounted for in another fund. All operating revenue, which is not specifically restricted or designated as to use, is recorded in the General Fund.

Court Fund – This major special revenue fund is used to account for court-related functions as mandated by Section 28.37, *Florida Statutes*.

Pinellas County, Florida
CLERK OF THE CIRCUIT COURT AND COMPTROLLER
NOTES TO THE FINANCIAL STATEMENTS
September 30, 2020
(With Summarized Financial Information for the Year Ended September 30, 2019)

NOTE 1 - Summary of Significant Accounting Policies (Continued)

B. Measurement Focus, Basis of Accounting, and Basis of Presentation (Continued)

Public Records Modernization Fund – This major special revenue fund is mandated by 1) Section 28.24(12)(d), *Florida Statutes*, to be held in trust by the Clerk and used exclusively for equipment and maintenance of equipment, personnel training, and technical assistance in modernizing the public records system of the Clerk, 2) Section 28.37 *Florida Statutes*, to be held in trust by the Clerk and used exclusively for additional Clerk court-related operational needs and program enhancements, and 3) Section 28.24 (12)(e), *Florida Statutes*, to be held in trust by the Clerk and used exclusively for court-related technology needs.

The Clerk's General Fund activity is funded through service charges for recording instruments and documents into the official records and through transfers in from the Board. Section 218.36(1), *Florida Statutes*, provides that the amount by which revenues and transfers exceed annual expenditures be remitted to the Board within 31 days following the fiscal year for which the funding was provided. The amount of this distribution is recorded as a liability and as a transfer out (other financing use) in the accompanying financial statements.

The Court Fund activity is funded by fees authorized by *Florida Statutes* for maintaining the County and Circuit Court records and collecting the fines and fees assessed by the courts. The court-related fees are retained by the Clerk and to be used exclusively for funding court-related operations of the Clerk of the Circuit Court. The excess of revenues collected over expenditures as of the end of the fiscal year are required to be returned to the State for deposit in its General Revenue Fund.

The Public Records Modernization Fund is funded by a portion of recording fees and an additional amount is collected pursuant to Section 28.24(12)(e), *Florida Statutes*, and used exclusively for funding court-related technology needs.

Additionally, the Clerk reports the following fund type:

Fiduciary Funds – Agency Fund – This fund is used to account for assets held by the Clerk in a trustee capacity or as an agent for individuals, private organizations, other governments, and other funds. Agency funds are custodial in nature (assets equal liabilities), and do not involve measurement of results of operations or have a measurement focus.

C. Cash and Cash Equivalents

Cash and cash equivalents are defined for financial reporting purposes as any liquid investment with original maturities of three months or less.

D. Investments

The Clerk closed its investment account with the Local Government Surplus Funds Trust Fund (Florida PRIME) during fiscal year 2020; however, the Clerk maintained an investment balance during the 2019 fiscal year with Florida PRIME, which was carried at amortized cost. The fair value of the Clerk's position in the trust was the same as the value of the trust shares. The Local Government Surplus Funds Trust Fund met the criteria to be a "2a7-like" pool, as defined in GASB 31, *Certain Investments and External Investment Pools*, and is permitted to report investments at amortized cost. A 2a7-like pool is not registered with the Securities and Exchange Commission (SEC) as an investment company, but nevertheless has a policy that it will, and does, operate in a manner consistent with the regulations set forth in the SEC's Rule 2a7 of the Investment Company Act of 1940, which comprises the rules governing money market funds.

Pinellas County, Florida
CLERK OF THE CIRCUIT COURT AND COMPTROLLER
NOTES TO THE FINANCIAL STATEMENTS
September 30, 2020
(With Summarized Financial Information for the Year Ended September 30, 2019)

NOTE 1 - Summary of Significant Accounting Policies (Continued)

D. Investments (Continued)

Thus, this pool operates essentially as a money market fund and is not categorized as to custodial risk according to the criteria set forth in GASB Statement No. 3, *Deposits with Financial Institutions*, Investments (including Repurchase Agreements), and Reverse Repurchase Agreements, and GASB Statement No. 40, *Deposit and Investment Risk Disclosures*.

E. Prepaid Items

Certain payments to vendors reflect costs related to future periods and are reported as prepaid items in the fund financial statements.

F. Compensated Absences

Full-time employees of the Clerk are entitled to annual leave. The employees are generally allowed to accumulate annual leave up to a maximum of three years' leave. Upon termination, the employee is paid accumulated annual leave up to the maximum allowable per Personnel Rule 4(c). Annual leave payments are included in salaries and benefit costs when the payments are made to the employees. The Clerk does not and is not legally required to accumulate financial resources for these unmatured obligations. Accordingly, the liability for compensated absences is not reported in the governmental funds of the Clerk, but rather is reported in the basic financial statements of the Board.

G. Use of Estimates

The preparation of these financial statements is in conformity with Section 218.39, *Florida Statutes*, and Chapter 10.557(3), *Rules of the Auditor General for Local Governmental Entity Audits*, and requires management to make use of estimates that affect the reported amounts in the financial statements. Actual results could differ from the required estimates.

H. Financial Information for 2019

The financial statements include certain prior-year summarized comparative information in total but not by major fund. Such information does not include sufficient detail to constitute a presentation in conformity with accounting principles generally accepted in the United States. Accordingly, such information should be read in conjunction with the Clerk's financial statements for the year ended September 30, 2019, from which the summarized information was derived.

Pinellas County, Florida
CLERK OF THE CIRCUIT COURT AND COMPTROLLER
NOTES TO THE FINANCIAL STATEMENTS
September 30, 2020
(With Summarized Financial Information for the Year Ended September 30, 2019)

NOTE 2 - Cash and Investments

As of September 30, 2020 and 2019, the carrying value of the Clerk's cash and investments was as follows:

Type	2020	2019	Credit Rating
Cash on hand	\$ 16,450	\$ 44,150	N/A
Demand deposits	48,406,547	46,388,181	N/A
Local Government Surplus Funds Trust Fund: Florida PRIME	-	181	AAAm
Total cash and investments	<u>\$ 48,422,997</u>	<u>\$ 46,432,512</u>	

Financial Statement Presentation	2020	2019
Governmental funds	\$ 16,662,956	\$ 15,686,902
Agency funds	31,760,041	30,745,610
	<u>\$ 48,422,997</u>	<u>\$ 46,432,512</u>

Custodial Credit Risk: At September 30, 2020, the Clerk's deposits were entirely covered by federal depository insurance or by collateral pledged with the State Treasurer pursuant to Section 280, *Florida Statutes*. Under this Section, in the event of default by a participating financial institution (a qualified public depository), all participating institutions are obligated to reimburse the governmental entity for the loss.

NOTE 3 - Accounts Payable and Other Liabilities

Accounts payable in the governmental funds result from transactions with various vendors. Funds due to Pinellas County are amounts due to the Board. Other due to amounts are amounts due to governmental entities other than the County. Deposits are funds held in trust that are due to the citizenry or their authorized representatives.

NOTE 4 - Capital Assets

Capital assets used in governmental fund type operations are capitalized in the basic financial statements of the Board rather than in the governmental funds of the Clerk. Upon acquisition, such assets are recorded as expenditures in the governmental funds of the Clerk and capitalized at cost in the basic financial statements of the Board. Capital assets are valued at historical cost or estimated historical cost if actual historical cost is not available. Donated capital assets are valued at acquisition value at the date of donation. The Clerk maintains custodial responsibility for the capital assets used by the office. No depreciation has been provided on capital assets in these financial statements. However, depreciation expense on these assets is recorded in the basic financial statements of the Board.

Pinellas County, Florida
CLERK OF THE CIRCUIT COURT AND COMPTROLLER
NOTES TO THE FINANCIAL STATEMENTS
September 30, 2020
(With Summarized Financial Information for the Year Ended September 30, 2019)

NOTE 5 - Fund Balances

The Clerk accounts for its fund balances pursuant to GASB Statement Number 54, *Fund Balance Reporting and Governmental Fund Type Definitions*. In accordance with this statement, fund balances are classified as either spendable or nonspendable. Spendable fund balances are further classified based on the extent to which there are external and internal constraints on the use of funds. See Note 1 which describes specific purposes of fund balance. The Clerk's fund balances are categorized as follows:

Nonspendable fund balances include amounts that cannot be spent because they are not in a spendable form or legally or contractually required to be maintained intact. The Clerk's prepaid items that are not in spendable form fall into this category.

Restricted fund balances are spendable fund balances that are constrained for specific purposes, which are externally imposed by laws or regulations. The fund balances of the Court and Public Records Modernization Funds can only be used for purposes as authorized by Florida Statutes.

NOTE 6 - Long-Term Liabilities

The following is a summary of changes in general long-term liabilities, which are reflected in the basic financial statements of the Board of County Commissioners:

	October 1, 2019	Additions	Retirements	September 30, 2020	Due within one year
Accrued compensated absences	<u>\$ 2,272,102</u>	<u>\$ 3,333,262</u>	<u>\$ 2,221,153</u>	<u>\$ 3,384,211</u>	<u>\$ 2,221,153</u>
	October 1, 2018	Additions	Retirements	September 30, 2019	Due within one year
Accrued compensated absences	<u>\$ 2,283,516</u>	<u>\$ 2,386,286</u>	<u>\$ 2,397,701</u>	<u>\$ 2,272,102</u>	<u>\$ 2,272,102</u>

These liabilities are not reported in the financial statements of the Clerk, since they are not due and payable.

NOTE 7 - Employee Retirement Plan

Substantially all full-time employees of the Clerk are eligible to participate in the State of Florida Retirement System (System), a cost-sharing, multiple-employer plan administered by the State of Florida, Division of Retirement for all state, and participating county, district school board, community college, and university employees. The System offers eligible employees participation in either a defined benefit plan (Pension) or an alternative defined contribution plan (Investment Plan). Contribution rates are established statewide for all participating governmental units. Accordingly, the actuarial information and related disclosures attributable to the Clerk's employees are not determinable. Employees participating in the Pension Plan who retire at or after age 62 with 6 years of credited service, or with 30 years of service regardless of age, are entitled to a retirement benefit payable monthly for life, equal to 1.6% for regular employees, 2.0% for senior management, and 3.0% for county elected officials for each year of credited service times their average final compensation. Average final compensation is the employee's average of the five highest fiscal years of salary earned during credited service. Vested employees may retire before age 62 and receive benefits that are reduced 5% for each year prior to normal retirement age. Employees participating in the Investment Plan are vested after one year of service with no age requirements. The System also provides death and disability benefits. Benefits are established by Section 121, Florida Statutes and Chapter 22B, Florida Administrative Code.

Pinellas County, Florida
CLERK OF THE CIRCUIT COURT AND COMPTROLLER
NOTES TO THE FINANCIAL STATEMENTS
September 30, 2020
(With Summarized Financial Information for the Year Ended September 30, 2019)

NOTE 7 - Employee Retirement Plan (Continued)

Effective July 1, 2011, employees participating in the System are required to contribute 3 percent of their eligible earnings on a pre-tax basis to the plan. Employees initially enrolled on or after July 1, 2011 become vested after 8 years of service instead of 6. Benefits are computed using the average of their highest 8 years of earnings instead of their highest 5 years. Normal retirement for all nonspecial Risk retirement classifications is based on 35 years of service regardless of age or at age 65 and having vested. Special Risk Class members must have 30 years of service regardless of age, or at age 60 and have vested to qualify for retirement.

Effective July 1, 2017, rehired employees who were previously enrolled in the Investment Plan or the Senior Management Service Optional Annuity Plan and who retired or left an FRS covered employer without taking a voluntary distribution were re-enrolled in their respective plan going forward.

Effective July 1, 1998, the Deferred Retirement Option Program (DROP) was established. Under this program, an employee may retire while continuing to work for a System employer for up to 60 months and have their benefits accumulate and earn interest in the Florida Retirement System Trust Fund. The participation in the program does not change conditions of employment. Once the DROP period ends, employment must be terminated, the employee will receive payment of the accumulated DROP benefits, and they will begin receiving payment of their monthly retirement benefit (in the amount determined at retirement adjusted for any applicable annual cost of living increases).

The System publishes an annual report that provides 10-year historical trend information about progress made in accumulating sufficient assets to pay benefits when due. This report may be obtained by writing to Division of Retirement, Research and Education Section, P.O. Box 9000, Tallahassee, Florida 32315-9000, or by calling (877) 377-1737 or by accessing their internet site at:

http://www.dms.myflorida.com/workforce_operations/retirement/publications/annual_reports

The Clerk is required to contribute an actuarially determined rate. The contribution requirements of the Clerk are established and may be amended by the State of Florida. The contribution rates are reviewed each fiscal year with the effective date and rate changes defined by legislation (usually beginning each July 1). The recent contribution rates by job class were as follows:

	October 2018 through June 2019	July 2019 through June 2020	July 2020 through September 2020
Elected County Officials	48.70 %	48.82 %	49.18 %
Senior Management	24.06 %	25.41 %	27.29 %
Regular	8.26 %	8.47 %	10.00 %
DROP	14.03 %	14.60 %	16.98 %

The Clerk's required contributions to the plan for the years ended September 30, 2020, 2019 and 2018 were \$2,521,350, \$2,310,274 and \$2,175,022 respectively. This represents 10.51%, 9.96% and 9.43% of covered payroll, respectively. The Clerk's portion of the net pension liability and the associated footnotes are not reported in the financial statements of the Clerk, but are reported in the basic financial statements of the County.

Pinellas County, Florida
CLERK OF THE CIRCUIT COURT AND COMPTROLLER
NOTES TO THE FINANCIAL STATEMENTS
September 30, 2020
(With Summarized Financial Information for the Year Ended September 30, 2019)

NOTE 8 - Other Postemployment Healthcare Benefits (OPEB) Plan

Plan Description - The Clerk participates in a single-employer defined benefit healthcare plan that covers eligible retirees and their dependents of the Board of County Commissioners, all Constitutional Officers (with the exception of the Sheriff), and Planning Council. The Board administers the plan and establishes the benefits. The healthcare plan does not issue a stand-alone financial report; however, additional actuarial information regarding the plan as a whole is disclosed in the notes to the financial statements of Pinellas County.

The County pays a percentage of the premium for medical and dental insurance for the former employees with at least 10 years of service who retired prior to October 1, 2004, equivalent to that paid for active employees. For non-Medicare eligible retirees, employees enrolled in DROP and those within 5 years of normal FRS retirement prior to October 1, 2004, with 10 years of service, the County will continue funding at the same level as active employees. For employees not part of the previously mentioned groups who were hired prior to January 1, 2011 and retire on or after October 1, 2004, a health insurance subsidy based on length of service will be provided. The subsidy will range from 25% of the premium for 10 years of service, increasing by 3.33% per year of service to 75% for 25 years or more, calculated on the single premium of the lowest cost plan.

Funding Policy - The contribution requirements of the plan members and the employers are established and may be amended by the County. The plans are financed on a pay-as-you-go basis. Participating agencies contribute an additional amount per each active employee to fund retiree health care. The Clerk contributed \$1,680,146, \$1,646,223 and \$1,628,291 to the plan during fiscal years 2020, 2019 and 2018, respectively, to fund OPEB benefits.

The annual other postemployment benefit cost for both plans is calculated based on the Actuarial Accrued Liability contribution of the employer (AAL), an amount actuarially determined in accordance with GASB 75. The AAL represents a level of funding that, if paid on an ongoing basis, is projected to cover normal cost each year and amortize any unfunded actuarial liabilities over a period not to exceed 30 years. An actuarial valuation on the plan as a whole was performed as of September 30, 2019. The notes to the financial statements and required supplemental information of the County disclose additional information regarding the OPEB plan as a whole.

Pinellas County, Florida
CLERK OF THE CIRCUIT COURT AND COMPTROLLER
NOTES TO THE FINANCIAL STATEMENTS
September 30, 2020
(With Summarized Financial Information for the Year Ended September 30, 2019)

NOTE 9 - Related-Party Transactions

The Clerk of the Circuit Court and Comptroller incurred costs and charges from the Board of County Commissioners during the fiscal years ended September 30, 2020 and 2019 for various services as follows:

	2020	2019
Health Insurance	\$ 9,207,585	\$ 8,983,075
Risk Financing	61,190	70,200
Information Technology	49,312	35,325
Fleet	39,439	38,382
Total Charges	<u>\$ 9,357,526</u>	<u>\$ 9,126,982</u>

During 2020 and 2019, the Board provided funding to the Clerk that amounted to \$13,151,160 and \$12,720,700, respectively. At September 30, 2020 and 2019, the Clerk had a receivable due from other county constitutional officers of \$208,683 and \$37,647, respectively, and a receivable due from the Board of County Commissioners of \$74,721 and \$153,456, respectively. Additionally, at September 30, 2020 and 2019, the Clerk had amounts due to the Board as follows:

	2020	2019
Distribution of excess appropriations	\$ 800,647	\$ 973,861
Amounts due for various services	56,061	33,842
Governmental funds payable to Board	856,708	1,007,703
Amounts held on behalf of the Board	599,763	536,394
Total due to the Board of County Commissioners	<u>\$ 1,456,471</u>	<u>\$ 1,544,097</u>

NOTE 10 - Risk Management

The County is exposed to various risks of loss, including, but not limited to, general liability, property and casualty, auto and physical damage, and workers' compensation. The County is substantially self-insured and accounts for and finances its risks of uninsured loss through an internal service fund. All liabilities associated with these self-insured risks are reported in the basic financial statements of the Board. During the fiscal years ended September 30, 2020 and 2019, the Clerk was charged \$61,190 and \$70,200, respectively, by the County for participation in the risk management program.

The County has purchased excess liability coverage for up to \$15 million per occurrence or claim with a \$30 million aggregate for various liability claims under the self-insured risk management program prior to March 1, 2013. From March 1, 2013 forward, the excess coverage is \$15 million per occurrence or claim and in the aggregate. As of March 31, 2015, the self-insured retention funded by the Risk Fund became \$1 million. Effective March 1, 2017, the liability self-insurance funded by the Risk Fund was raised to \$2 million. Negligence claims in excess of the statutory limits set in Section 768.28, *Florida Statutes*, which provide for limited sovereign immunity of \$200,000/\$300,000 per occurrence can only be recovered through a "claims bill" passed as an act of the State Legislature. The excess liability coverage carried by the County would cover damages awarded in the event of a "claims bill," as well as several types of claims that are presented under Federal Law, or that occur outside the State of Florida, that may not be subject to *Florida Statute* 768.28.

The Clerk maintains outside insurance coverage for worker's compensation claims only. There have been no significant changes in insurance coverage in the last year. Settled claims have not exceeded commercial coverage in any of the last three years.

Risk Management also purchases various property coverage for the County, including coverage for Clerk assets.

Pinellas County, Florida
CLERK OF THE CIRCUIT COURT AND COMPTROLLER
NOTES TO THE FINANCIAL STATEMENTS
September 30, 2020
(With Summarized Financial Information for the Year Ended September 30, 2019)

NOTE 10 - Risk Management (Continued)

The County is also self-insured for medical and dental claims covering benefits-eligible employees and their eligible dependents. As required by Section 112.0801, *Florida Statutes*, retirees and their eligible dependents are provided the same health care coverage as is offered to active employees at the same premium cost (borne by the retiree) not to exceed the premium cost applicable to active employees. No excess insurance coverage has been acquired for these claims. An actuarial valuation is performed each year to estimate the amounts needed to pay prior and future claims and to establish reserves.

NOTE 11 - Claims and Contingencies

Litigation: The Clerk is involved as a defendant or plaintiff in certain litigation and claims arising from the ordinary course of operation. In the opinion of the Clerk and legal counsel, the range of potential recoveries or liabilities will not materially affect the financial statements of the Clerk.

Grants: Grant funds received by the Clerk are subject to audit by grantor agencies. Audits of these grants may result in disallowed costs, which may constitute a liability of the Clerk. In the opinion of management, disallowed costs, if any, would be immaterial to the financial statements of the Clerk.

NOTE 12 - Recent Events

In December 2019, a novel strain of coronavirus ("COVID-19") surfaced in Wuhan, China and has spread around the world resulting in business and social disruption. COVID-19 was declared a Public Health Emergency of International Concern by the World Health Organization of January 30, 2020. The COVID-19 pandemic has developed rapidly in 2020, with a significant number of cases. Measures taken by various governments to contain the virus have affected economic activity. The Clerk has taken a number of measures to monitor and mitigate the effects of COVID-19, such as safety and health measures for employees (such as social distancing and working from home).

The Court Fund experienced a \$2,467,561, or 16.9%, decrease in charges for services and a \$210,899, or 4.5%, decrease in fines and forfeitures when comparing revenues from fiscal year ended September 30, 2019 to 2020. These year over year decreases resulted from temporary court closings, cancellations and other restrictions due to COVID-19. Also, salaries and benefits within the Court Fund decreased by \$783,764, or 3.7%, from 2019 to 2020. Due to the decline in court operations during the pandemic, the Clerk loaned available Court staff to the Supervisor of Elections to assist with preparation, observation, and other election-related assignments. The amount of personnel costs that were transferred to the Supervisor of Elections resulting from this reallocation of duties totaled \$807,751. There were no other significant impacts to operations in the other funds of the Clerk.

The extent to which COVID-19 may impact operating activities or results of operations will depend on future developments, such as the emergence of new information concerning the severity of the spread of the virus and actions required to contain and treat the virus, which are highly uncertain and cannot be predicted.

5(48,5 ED 683 3/(0 (17 \$5 Y INFORM\$7 ,21

Pinellas County, Florida
CLERK OF THE CIRCUIT COURT AND COMPTROLLER
SCHEDULE OF REVENUES, EXPENDITURES AND
CHANGES IN FUND BALANCE - BUDGET AND ACTUAL
GENERAL FUND
For the year ended September 30, 2020

	<u>Original Budget</u>	<u>Final Budget</u>	<u>Actual</u>	<u>Variance with Final Budget</u>
REVENUES				
Charges for services	\$ 5,791,000	\$ 6,717,689	\$ 7,026,354	\$ 308,665
Intergovernmental	800,000	800,000	502,845	(297,155)
Interest income	9,000	9,000	17,201	8,201
Miscellaneous	-	-	49,435	49,435
Total revenues	<u>6,600,000</u>	<u>7,526,689</u>	<u>7,595,835</u>	<u>69,146</u>
EXPENDITURES				
General government:				
Salaries and benefits	17,552,947	17,331,651	16,869,750	461,901
Operating expenditures	2,349,212	2,585,703	2,081,603	504,100
Capital outlay	<u>153,790</u>	<u>1,065,284</u>	<u>836,422</u>	<u>228,862</u>
Total expenditures	<u>20,055,949</u>	<u>20,982,638</u>	<u>19,787,775</u>	<u>1,194,863</u>
Excess (deficiency) of revenues over (under) expenditures	(13,455,949)	(13,455,949)	(12,191,940)	1,264,009
OTHER FINANCING SOURCES (USES)				
Transfers in:				
Pinellas County, Florida Board of County Commissioners appropriations	13,151,160	13,151,160	13,151,160	-
Transfers out:				
Distribution of excess appropriations to Pinellas County, Florida Board of County Commissioners	<u>-</u>	<u>-</u>	<u>(800,647)</u>	<u>(800,647)</u>
Total other financing sources	<u>13,151,160</u>	<u>13,151,160</u>	<u>12,350,513</u>	<u>(800,647)</u>
Net change in fund balance	(304,789)	(304,789)	158,573	463,362
Fund balance, beginning of year	<u>304,789</u>	<u>304,789</u>	<u>459,298</u>	<u>154,509</u>
Fund balance, end of year	<u>\$ -</u>	<u>\$ -</u>	<u>\$ 617,871</u>	<u>\$ 617,871</u>

See accompanying note to required supplementary information.

Pinellas County, Florida
CLERK OF THE CIRCUIT COURT AND COMPTROLLER
SCHEDULE OF REVENUES, EXPENDITURES AND
CHANGES IN FUND BALANCE - BUDGET AND ACTUAL
COURT FUND
For the Year Ended September 30, 2020

	<u>Original Budget</u>	<u>Final Budget</u>	<u>Actual</u>	<u>Variance with Final Budget</u>
REVENUES				
Charges for services	\$ 13,777,547	\$ 10,906,942	\$ 12,123,814	\$ 1,216,872
Intergovernmental	3,265,685	3,265,685	3,660,701	395,016
Fines and forfeitures	6,735,000	6,735,000	4,505,107	(2,229,893)
Interest income	-	-	27,215	27,215
Miscellaneous	-	-	434,995	434,995
Total revenues	<u>23,778,232</u>	<u>20,907,627</u>	<u>20,751,832</u>	<u>(155,795)</u>
EXPENDITURES				
General government:				
Salaries and benefits	22,347,112	20,262,227	20,257,353	4,874
Operating expenditures	<u>1,431,120</u>	<u>645,400</u>	<u>459,615</u>	<u>185,785</u>
Total expenditures	<u>23,778,232</u>	<u>20,907,627</u>	<u>20,716,968</u>	<u>190,659</u>
Excess (deficiency) of revenues over (under) expenditures	-	-	34,864	34,864
OTHER FINANCING SOURCES (USES)				
Reserves	(510,486)	(510,486)	-	510,486
Distribution of excess court revenue to the State	<u>-</u>	<u>-</u>	<u>(34,864)</u>	<u>(34,864)</u>
Total other financing sources (uses)	<u>(510,486)</u>	<u>(510,486)</u>	<u>(34,864)</u>	<u>(475,622)</u>
Net change in fund balance	(510,486)	(510,486)	-	510,486
Fund balance, beginning of year	<u>510,486</u>	<u>510,486</u>	<u>510,486</u>	<u>-</u>
Fund balance, end of year	<u>\$ -</u>	<u>\$ -</u>	<u>\$ 510,486</u>	<u>\$ 510,486</u>

See accompanying note to required supplementary information.

Pinellas County, Florida
CLERK OF THE CIRCUIT COURT AND COMPTROLLER
SCHEDULE OF REVENUES, EXPENDITURES AND
CHANGES IN FUND BALANCE - BUDGET AND ACTUAL
PUBLIC RECORDS MODERNIZATION FUND
For the year ended September 30, 2020

	<u>Original Budget</u>	<u>Final Budget</u>	<u>Actual</u>	<u>Variance with Final Budget</u>
REVENUES				
Charges for services	\$ 2,205,000	\$ 2,205,000	\$ 2,565,535	\$ 360,535
Interest income	-	-	68,034	68,034
Miscellaneous	-	-	846	846
Total revenues	<u>2,205,000</u>	<u>2,205,000</u>	<u>2,634,415</u>	<u>429,415</u>
EXPENDITURES				
General government:				
Salaries and benefits	1,391,296	1,031,296	695,029	336,267
Operating expenditures	2,446,787	2,860,787	717,164	2,143,623
Capital outlay	<u>520,000</u>	<u>829,000</u>	-	<u>829,000</u>
Total expenditures	<u>4,358,083</u>	<u>4,721,083</u>	<u>1,412,193</u>	<u>3,308,890</u>
Excess (deficiency) of revenues over (under) expenditures	(2,153,083)	(2,516,083)	1,222,222	3,738,305
OTHER FINANCING SOURCES (USES)				
Reserves	<u>(3,217,078)</u>	<u>(2,854,078)</u>	-	<u>2,854,078</u>
Total other financing sources (uses)	<u>(3,217,078)</u>	<u>(2,854,078)</u>	-	<u>2,854,078</u>
Net change in fund balance	(5,370,161)	(5,370,161)	1,222,222	6,592,383
Fund balance, beginning of year	<u>5,370,161</u>	<u>5,370,161</u>	<u>8,908,765</u>	<u>3,538,604</u>
Fund balance, end of year	<u>\$ -</u>	<u>\$ -</u>	<u>\$ 10,130,987</u>	<u>\$ 10,130,987</u>

See accompanying note to required supplementary information.

Pinellas County, Florida
CLERK OF THE CIRCUIT COURT AND COMPTROLLER
NOTE TO THE REQUIRED SUPPLEMENTARY INFORMATION
September 30, 2020

NOTE 1 -Budgetary Process

Florida Statutes Sections 129.021 and 129.03 govern the preparation, adoption, and administration of the Clerk's annual budget. The budget of the Clerk (to the extent of his function as ex-officio Clerk to the Board) is prepared for the general fund, which is submitted to and approved by the Board. The Clerk also prepares the budget related to his recording function based on anticipated fees.

Pursuant to Section 28.36, *Florida Statutes*, a balanced court-related budget shall be prepared on or before June 1 and submitted to the Clerk of Court Operations Corporation (Corporation) of the State of Florida. If the Clerk estimates that projected revenues are insufficient to meet anticipated expenditures, the Clerk is required to report the revenue deficit to the Corporation. Once the Corporation verifies the revenue deficit, the Clerk can increase fees up to the maximum amounts specified by law to resolve the deficit. If a revenue deficit is still projected, a request can be submitted to release funds from the Department of Revenue Clerks of Court Trust Fund.

Budgets for the General Fund, Court Fund and Public Records Modernization Fund are prepared on a basis consistent with accounting principles generally accepted in the United States of America. The annual budget serves as the legal authorization for expenditures. Any subsequent amendments to the Clerk's budget funded by the Board must be approved by the Board, and any subsequent amendments of the Court Fund budget must be approved by the Corporation. Expenditures may not legally exceed appropriations at the fund level. Appropriations lapse at year-end. Budgetary control is maintained at each respective fund level. Budgetary changes within each respective fund are made at the discretion of the Clerk.

The original budget is the first complete appropriated budget. The final budget is the original budget adjusted by all reserves, transfers, allocations, supplemental appropriations, and other legally authorized changes applicable to the fiscal year, whenever legally authorized.

6833/(0(17\$5< ,1)250\$7,21

Pinellas County, Florida
 CLERK OF THE CIRCUIT COURT AND COMPTROLLER
 STATEMENT OF CHANGES IN ASSETS AND LIABILITIES
 AGENCY FUNDS
 For the year ended September 30, 2020

	Balance, Beginning of Year October 01, 2019	Additions	Deductions	Balance, End of Year September 30, 2020
ASSETS				
Cash and cash equivalents	\$ 30,745,502	\$ 406,034,650	\$ 405,020,111	\$ 31,760,041
Investments	108	-	108	-
Due from other governments	13,345	108,272	103,603	18,014
Total assets	<u>\$ 30,758,955</u>	<u>\$ 406,142,922</u>	<u>\$ 405,123,822</u>	<u>\$ 31,778,055</u>
LIABILITIES				
Due to other governments	\$ 6,448,100	\$ 255,114,404	\$ 253,196,180	\$ 8,366,324
Deposits	24,310,855	151,028,518	151,927,642	23,411,731
Total liabilities	<u>\$ 30,758,955</u>	<u>\$ 406,142,922</u>	<u>\$ 405,123,822</u>	<u>\$ 31,778,055</u>

27 HER REPORT6

**INDEPENDENT AUDITOR'S REPORT ON INTERNAL CONTROL OVER FINANCIAL REPORTING
AND ON COMPLIANCE AND OTHER MATTERS BASED ON AN AUDIT OF FINANCIAL
STATEMENTS PERFORMED IN ACCORDANCE WITH GOVERNMENT AUDITING STANDARDS**

The Honorable Ken Burke
Clerk of the Circuit Court and Comptroller
Pinellas County, Florida

We have audited, in accordance with the auditing standards generally accepted in the United States of America and the standards applicable to financial audits contained in *Government Auditing Standards* issued by the Comptroller General of the United States, the financial statements of each major fund and the aggregate remaining fund information of the Pinellas County, Florida Clerk of the Circuit Court and Comptroller (the "Clerk"), as of and for the year ended September 30, 2020, and the related notes to the financial statements, and have issued our report thereon dated December 14, 2020. As discussed in Note 1, the financial statements were prepared for the purpose of complying with the financial reporting provisions of Section 218.39, *Florida Statutes*, and Chapter 10.557(3), *Rules of the Auditor General*. The financial statements present only each major fund and the aggregate remaining fund information and do not purport to, and do not, present fairly the financial position of the Clerk, as of September 30, 2020, or the changes in its financial position for the year then ended in accordance with accounting principles generally accepted in the United States of America.

Internal Control Over Financial Reporting

In planning and performing our audit of the financial statements, we considered the Clerk's internal control over financial reporting (internal control) as a basis for designing audit procedures that are appropriate in the circumstances for the purpose of expressing our opinions on the financial statements, but not for the purpose of expressing an opinion on the effectiveness of the Clerk's internal control. Accordingly, we do not express an opinion on the effectiveness of the Clerk's internal control.

A deficiency in internal control exists when the design or operation of a control does not allow management or employees, in the normal course of performing their assigned functions, to prevent, or detect and correct, misstatements on a timely basis. A *material weakness* is a deficiency, or a combination of deficiencies, in internal control such that there is a reasonable possibility that a material misstatement of the entity's financial statements will not be prevented, or detected and corrected on a timely basis. A *significant deficiency* is a deficiency, or a combination of deficiencies, in internal control that is less severe than a material weakness, yet important enough to merit attention by those charged with governance.

Our consideration of internal control was for the limited purpose described in the first paragraph of this section and was not designed to identify all deficiencies in internal control that might be material weaknesses or significant deficiencies. Given these limitations, during our audit we did not identify any deficiencies in internal control that we consider to be material weaknesses. However, material weaknesses may exist that have not been identified.

Compliance and Other Matters

As part of obtaining reasonable assurance about whether the Clerk's financial statements are free from material misstatement, we performed tests of its compliance with certain provisions of laws, regulations, contracts, and grant agreements, noncompliance with which could have a direct and material effect on the financial statements. However, providing an opinion on compliance with those provisions was not an objective of our audit, and accordingly, we do not express such an opinion. The results of our tests disclosed no instances of noncompliance or other matters that are required to be reported under *Government Auditing Standards*.

Purpose of this Report

The purpose of this report is solely to describe the scope of our testing of internal control over financial reporting and compliance and the results of that testing, and not to provide an opinion on the effectiveness of the entity's internal control or on compliance. This report is an integral part of an audit performed in accordance with *Government Auditing Standards* in considering the entity's internal control and compliance. Accordingly, this communication is not suitable for any other purpose.

A handwritten signature in black ink that reads "Crowe LLP". The script is cursive and fluid.

Crowe LLP

Tampa, Florida
December 14, 2020

PINELLAS COUNTY, FLORIDA
CLERK OF THE CIRCUIT COURT AND COMPTROLLER
SCHEDULE OF FINDINGS AND RESPONSES
Year Ended September 30, 2020

SECTION I - SUMMARY OF AUDITORS' RESULTS

FINANCIAL STATEMENTS

Type of auditors' report issued	Unmodified
Internal control over financial reporting:	
Material weaknesses identified	No
Significant deficiencies identified not considered to be material weaknesses	None Reported
Noncompliance material to financial statements noted	No

SECTION II - CURRENT YEAR FINDINGS AND RECOMMENDATIONS

No such items to report.

SECTION III - PRIOR YEAR FINDINGS AND RECOMMENDATIONS

No such items.

MANAGEMENT LETTER ON INTERNAL CONTROL AND STATE REPORTING REQUIREMENTS

The Honorable Ken Burke
Clerk of the Circuit Court and Comptroller
Pinellas County, Florida

Report on the Financial Statements

We have audited the financial statements of each major fund and the aggregate remaining fund information of the Pinellas County, Florida Clerk of the Circuit Court and Comptroller (the "Clerk"), as of and for the year ended September 30, 2020, and the related notes to the financial statements, and have issued our report thereon dated December 14, 2020. As discussed in Note 1, the financial statements were prepared for the purpose of complying with the financial reporting provisions of Section 218.39, *Florida Statutes*, and Chapter 10.557(3), *Rules of the Auditor General*. The financial statements present only each major fund and the aggregate remaining fund information and do not purport to, and do not, present fairly the financial position of the Clerk, as of September 30, 2020, or the changes in its financial position for the year then ended in accordance with accounting principles generally accepted in the United States of America.

Auditor's Responsibility

We conducted our audit in accordance with auditing standards generally accepted in the United States of America; the standards applicable to financial audits contained in *Government Auditing Standards*, issued by the Comptroller General of the United States; and Chapter 10.550, *Rules of the Auditor General*.

Other Report Requirements

We have issued our Independent Auditor's Report on Internal Control over Financial Reporting and on Compliance and Other Matters Based on an Audit of Financial Statements Performed in Accordance with *Government Auditing Standards*; and Independent Accountant's Report on an examination conducted in accordance with *AICPA Professional Standards*, AT-C Section 315, regarding compliance requirements in accordance with Chapter 10.550, *Rules of the Auditor General*. Disclosures in those reports, which are dated December 14, 2020, should be considered in conjunction with this management letter.

Prior Audit Findings

Section 10.554(1)(i)1., *Rules of the Auditor General*, requires that we determine whether or not corrective actions have been taken to address findings and recommendations made in the preceding annual financial audit report. There were no findings and recommendations reported in the preceding annual financial audit.

Official Title and Legal Authority

Section 10.554(1)(i)4., *Rules of the Auditor General*, requires that the name or official title and legal authority for the primary government and each component unit of the reporting entity be disclosed in this management letter, unless disclosed in the notes to the financial statements. The reporting entity is disclosed in Note 1 to the financial statements.

Financial Management

Section 10.554(1)(i)2., *Rules of the Auditor General*, requires that we address in the management letter any recommendations to improve financial management. In connection with our audit, we did not have any such recommendations.

Additional Matters

Section 10.554(1)(i)3., *Rules of the Auditor General*, requires that we address noncompliance with provisions of contracts or grant agreements, or abuse, that have occurred, or are likely to have occurred, that have an effect on the financial statements that is less than material but which warrants the attention of those charged with governance. In connection with our audit, we did not have any such findings.

Purpose of this Letter

Our management letter is intended solely for the information and use of the Legislative Auditing Committee, members of the Florida Senate and the Florida House of Representatives, the Auditor General of the State of Florida, the Clerk, and applicable management and is not intended to be and should not be used by anyone other than these specified parties.

A handwritten signature in black ink that reads "Crowe LLP". The script is cursive and fluid.

Crowe LLP

Tampa, Florida
December 14, 2020



Crowe LLP
Independent Member Crowe Global

**INDEPENDENT ACCOUNTANT'S REPORT ON COMPLIANCE WITH
SECTION 218.415, *FLORIDA STATUTES***

The Honorable Ken Burke
Clerk of the Circuit Court and Comptroller
Pinellas County, Florida

We have examined the Pinellas County, Florida Clerk of the Circuit Court and Comptroller's (the "Clerk") compliance with Section 218.415, *Florida Statutes*, concerning the investment of public funds during the year ended September 30, 2020. Management of the Clerk is responsible for the Clerk's compliance with the specified requirements. Our responsibility is to express an opinion on the Clerk's compliance with the specified requirements based on our examination.

Our examination was conducted in accordance with attestation standards established by the American Institute of Certified Public Accountants and the standards applicable to attestation engagements contained in *Government Auditing Standards* issued by the Comptroller General of the United States. Those standards require that we plan and perform the examination to obtain reasonable assurance about whether the Clerk complied, in all material respects, with the specified requirements reference above. An examination involves performing procedures to obtain evidence about whether the Clerk complied with the specified requirements. The nature, timing, and extent of the procedures selected depend on our judgment, including an assessment of the risks of material noncompliance, whether due to fraud or error. We believe that the evidence we obtained is sufficient and appropriate to provide a reasonable basis for our opinion.

Our examination does not provide a legal determination on the Clerk's compliance with specified requirements.

In our opinion, the Clerk complied, in all material respects, with the requirements contained in Section 218.415, *Florida Statutes*, during the year ended September 30, 2020.

The purpose of this report is solely to comply with Chapter 10.550, *Rules of the Florida Auditor General*. Accordingly, this report is not suitable for any other purpose.

A handwritten signature in black ink that reads "Crowe LLP".

Crowe LLP

Tampa, Florida
December 14, 2020



**INDEPENDENT ACCOUNTANT'S REPORT ON COMPLIANCE WITH
SECTIONS 28.35 AND 28.36, *FLORIDA STATUTES***

The Honorable Ken Burke
Clerk of the Circuit Court and Comptroller
Pinellas County, Florida

We have examined the Pinellas County, Florida Clerk of the Circuit Court and Comptroller's (the "Clerk") compliance with Sections 28.35 and 28.36, *Florida Statutes*, concerning the Clerk of Courts performance standards and budgets during the year ended September 30, 2020. Management of the Clerk is responsible for the Clerk's compliance with the specified requirements. Our responsibility is to express an opinion on the Clerk's compliance with the specified requirements based on our examination.

Our examination was conducted in accordance with attestation standards established by the American Institute of Certified Public Accountants and the standards applicable to attestation engagements contained in *Government Auditing Standards* issued by the Comptroller General of the United States. Those standards require that we plan and perform the examination to obtain reasonable assurance about whether the Clerk complied, in all material respects, with the specified requirements reference above. An examination involves performing procedures to obtain evidence about whether the Clerk complied with the specified requirements. The nature, timing, and extent of the procedures selected depend on our judgment, including an assessment of the risks of material noncompliance, whether due to fraud or error. We believe that the evidence we obtained is sufficient and appropriate to provide a reasonable basis for our opinion.

Our examination does not provide a legal determination on the Clerk's compliance with specified requirements.

In our opinion, the Clerk complied, in all material respects, with the requirements contained in Sections 28.35 and 28.36, *Florida Statutes*, during the year ended September 30, 2020.

The purpose of this report is solely to comply with Chapter 10.550, *Rules of the Florida Auditor General*. Accordingly, this report is not suitable for any other purpose.

A handwritten signature in black ink that reads "Crowe LLP".

Crowe LLP

Tampa, Florida
December 14, 2020



**INDEPENDENT ACCOUNTANT'S REPORT ON COMPLIANCE WITH
SECTION 61.181, *FLORIDA STATUTES***

The Honorable Ken Burke
Clerk of the Circuit Court and Comptroller
Pinellas County, Florida

We have examined the Pinellas County, Florida Clerk of the Circuit Court and Comptroller's (the "Clerk") compliance with Section 61.181, *Florida Statutes*, concerning the alimony and child support depository during the year ended September 30, 2020. Management of the Clerk is responsible for the Clerk's compliance with the specified requirements. Our responsibility is to express an opinion on the Clerk's compliance with the specified requirements based on our examination.

Our examination was conducted in accordance with attestation standards established by the American Institute of Certified Public Accountants and the standards applicable to attestation engagements contained in *Government Auditing Standards* issued by the Comptroller General of the United States. Those standards require that we plan and perform the examination to obtain reasonable assurance about whether the Clerk complied, in all material respects, with the specified requirements reference above. An examination involves performing procedures to obtain evidence about whether the Clerk complied with the specified requirements. The nature, timing, and extent of the procedures selected depend on our judgment, including an assessment of the risks of material noncompliance, whether due to fraud or error. We believe that the evidence we obtained is sufficient and appropriate to provide a reasonable basis for our opinion.

Our examination does not provide a legal determination on the Clerk's compliance with specified requirements.

In our opinion, the Clerk complied, in all material respects, with the requirements contained in Section 61.181, *Florida Statutes*, during the year ended September 30, 2020.

The purpose of this report is solely to comply with Chapter 10.550, *Rules of the Florida Auditor General*. Accordingly, this report is not suitable for any other purpose.


Crowe LLP

Tampa, Florida
December 14, 2020

**PINELLAS COUNTY, FLORIDA
SUPERVISOR OF ELECTIONS**

FINANCIAL STATEMENTS

September 30, 2020

PINELLAS COUNTY, FLORIDA
SUPERVISOR OF ELECTIONS
Clearwater, Florida

FINANCIAL STATEMENTS
September 30, 2020

CONTENTS

INDEPENDENT AUDITOR'S REPORT	1
FINANCIAL STATEMENTS	
BALANCE SHEET – GOVERNMENTAL FUNDS	3
STATEMENT OF REVENUES, EXPENDITURES, AND CHANGES IN FUND BALANCE – GOVERNMENTAL FUNDS	4
NOTES TO FINANCIAL STATEMENTS	5
REQUIRED SUPPLEMENTARY INFORMATION	
SCHEDULE OF REVENUES, EXPENDITURES, AND CHANGES IN FUND BALANCE – BUDGET AND ACTUAL (BUDGETARY BASIS) – GENERAL FUND	13
NOTE TO REQUIRED SUPPLEMENTARY INFORMATION	14
COMPLIANCE REPORTS	
INDEPENDENT AUDITOR'S REPORT ON INTERNAL CONTROL OVER FINANCIAL REPORTING AND ON COMPLIANCE AND OTHER MATTERS BASED ON AN AUDIT OF FINANCIAL STATEMENTS PERFORMED IN ACCORDANCE WITH GOVERNMENT AUDITING STANDARDS	15
SCHEDULE OF FINDINGS AND RESPONSES	17
MANAGEMENT LETTER ON INTERNAL CONTROL AND STATE REPORTING REQUIREMENTS	18
INDEPENDENT ACCOUNTANT'S REPORT ON COMPLIANCE WITH SECTION 218.415, <i>FLORIDA STATUTES</i>	20

INDEPENDENT AUDITOR'S REPORT

The Honorable Julie Marcus
Supervisor of Elections
Pinellas County, Florida
Clearwater, Florida

Report on the Financial Statements

We have audited the accompanying financial statements of the General Fund, the Federal Election Activities Grant Fund, the Ballots on Demand Grant Fund, and the Special Fund of the Pinellas County, Florida Supervisor of Elections (the "Supervisor of Elections"), a component unit of Pinellas County, Florida, as of and for the year ended September 30, 2020, and the related notes to the financial statements, as listed in the table of contents.

Management's Responsibility for the Financial Statements

Management is responsible for the preparation and fair presentation of these financial statements in accordance with accounting principles generally accepted in the United States of America; this includes the design, implementation, and maintenance of internal control relevant to the preparation and fair presentation of financial statements that are free from material misstatement, whether due to fraud or error.

Auditor's Responsibility

Our responsibility is to express opinions on the financial statements based on our audit. We conducted our audit in accordance with auditing standards generally accepted in the United States of America and the standards applicable to financial audits contained in *Government Auditing Standards*, issued by the Comptroller General of the United States. Those standards require that we plan and perform the audit to obtain reasonable assurance about whether the financial statements are free from material misstatement.

An audit involves performing procedures to obtain audit evidence about the amounts and disclosures in the financial statements. The procedures selected depend on the auditor's judgment, including the assessment of the risks of material misstatement of the financial statements, whether due to fraud or error. In making those risk assessments, the auditor considers internal control relevant to the entity's preparation and fair presentation of the financial statements in order to design audit procedures that are appropriate in the circumstances, but not for the purpose of expressing an opinion on the effectiveness of the entity's internal control. Accordingly, we express no such opinion. An audit also includes evaluating the appropriateness of accounting policies used and the reasonableness of significant accounting estimates made by management, as well as evaluating the overall presentation of the financial statements.

We believe that the audit evidence we have obtained is sufficient and appropriate to provide a basis for our audit opinions.

Opinions

In our opinion, the financial statements referred to above present fairly, in all material respects, the respective financial position of the General Fund, the Federal Election Activities Grant Fund, the Ballots on Demand Grant Fund, and the Special Fund of the Supervisor of Elections as of September 30, 2020, and the respective changes in financial position thereof for the year then ended in accordance with accounting principles generally accepted in the United States of America.

Emphasis of Matter

As discussed in Note 1, the financial statements were prepared for the purpose of complying with the financial reporting provisions of Section 218.39, *Florida Statutes*, and Chapter 10.550, *Rules of the Auditor General*. The financial statements present only the General Fund, the Federal Election Activities Grant Fund, the Ballots on Demand Grant Fund, and the Special Fund and do not purport to, and do not, present the financial position of the Supervisor of Elections, as of September 30, 2020, or the changes in its financial position for the year then ended in accordance with accounting principles generally accepted in the United States of America. Our opinions are not modified with respect to this matter.

Other Matter

Required Supplementary Information

Accounting principles generally accepted in the United States of America require that the budgetary comparison information on pages 13-14 be presented to supplement the financial statements. Such information, although not a part of the financial statements, is required by the Governmental Accounting Standards Board who considers it to be an essential part of financial reporting for placing the financial statements in an appropriate operational, economic, or historical context. We have applied certain limited procedures to the required supplementary information in accordance with auditing standards generally accepted in the United States of America, which consisted of inquiries of management about the methods of preparing the information and comparing the information for consistency with management's responses to our inquiries, the financial statements, and other knowledge we obtained during our audit of the financial statements. We do not express an opinion or provide any assurance on the information because the limited procedures do not provide us with sufficient evidence to express an opinion or provide any assurance.

Restriction on Use

Our report is intended solely for the information and use of the Supervisor of Elections, the Board of County Commissioners of Pinellas County, Florida, and the Auditor General of the State of Florida, and is not intended to be and should not be used by anyone other than these specified parties.

Other Reporting Required by Government Auditing Standards

In accordance with *Government Auditing Standards*, we have also issued our report dated December 15, 2020, on our consideration of the the Supervisor of Elections' internal control over financial reporting and on our tests of its compliance with certain provisions of laws, regulations, contracts, and grant agreements and other matters. The purpose of that report is solely to describe the scope of our testing of internal control over financial reporting and compliance and the results of that testing, and not to provide an opinion on the effectiveness of the Supervisor of Election's internal control over financial reporting or on compliance. That report is an integral part of an audit performed in accordance with *Government Auditing Standards* in considering the Supervisor of Elections' internal control over financial reporting and compliance.



Crowe LLP

Tampa, Florida
December 15, 2020

PINELLAS COUNTY, FLORIDA
SUPERVISOR OF ELECTIONS
BALANCE SHEET – GOVERNMENTAL FUNDS
September 30, 2020

	General Fund	Federal Election Activities Grant Fund	Ballots on Demand Grant Fund	Special Fund	2020 Total
ASSETS					
Cash and cash equivalents	\$ 1,085,863	\$ 623,488	51,627	\$ -	\$ 1,760,978
Accounts receivable	1,293				1,293
Interfund receivable	54,538	-	-	-	54,538
Inventories	65,800	-	-	-	65,800
Other assets	580,981	-	-	-	580,981
Total assets	<u>\$ 1,788,475</u>	<u>\$ 623,488</u>	<u>\$ 51,627</u>	<u>\$ -</u>	<u>\$ 2,463,590</u>
LIABILITIES AND FUND BALANCE					
Liabilities					
Accounts payable	\$ 487,869	\$ -	\$ -	\$ -	\$ 487,869
Accrued liabilities	238,549	-	-	-	238,549
Interfund payable	-	54,538	-	-	54,538
Due to Pinellas County, Florida Board of County Commissioners	241,431	-	-	-	241,431
Due to Pinellas County, Florida Constitutional Officers	170,769	-	-	-	170,769
Due to Other Governments	1,296	-	-	-	1,296
Deposits	580,981	-	-	-	580,981
Deferred revenue	1,780	568,950	51,627	-	622,357
Total liabilities	<u>1,722,675</u>	<u>623,488</u>	<u>51,627</u>	<u>-</u>	<u>2,397,790</u>
Fund balance					
Nonspendable - inventory	65,800	-	-	-	65,800
Total fund balance	<u>65,800</u>	<u>-</u>	<u>-</u>	<u>-</u>	<u>65,800</u>
Total liabilities and fund balance	<u>\$ 1,788,475</u>	<u>\$ 623,488</u>	<u>\$ 51,627</u>	<u>\$ -</u>	<u>\$ 2,463,590</u>

See accompanying notes to financial statements.

PINELLAS COUNTY, FLORIDA
SUPERVISOR OF ELECTIONS
STATEMENT OF REVENUES, EXPENDITURES,
AND CHANGES IN FUND BALANCE – GOVERNMENTAL FUNDS
Year Ended September 30, 2020

	General Fund	Federal Election Activities Grant Fund	Ballots on Demand Grant Fund	Special Fund	2020 Total
Revenues					
Government charges and fees	\$ 89,886	\$ 640,725	\$ 7,538	\$ 108,254	\$ 846,403
Interest	-	25	6	-	31
Total revenues	<u>89,886</u>	<u>640,750</u>	<u>7,544</u>	<u>108,254</u>	<u>846,434</u>
Expenditures					
General government					
Salaries and benefits	5,650,153	15,960	-	10,650	5,676,763
Commissions and fees	1,222	-	44	-	1,266
Intergovernmental services	83,525	-	-	-	83,525
Printing and reproduction	760,190	67,886	3,500	58,802	890,378
Rent	104,983	2,546	-	-	107,529
Maintenance	1,057,963	1,920	-	-	1,059,883
Postage and freight	561,946	133,346	-	-	695,292
Supplies	70,053	60,611	-	-	130,664
Travel	46,711	-	-	-	46,711
Communication services	36,104	-	-	-	36,104
Advertising	12,698	63,384	-	24,480	100,562
Dues, subscriptions, and publications	12,206	-	-	-	12,206
Contractual services	1,329,452	7,007	-	14,322	1,350,781
Capital outlay	<u>251,456</u>	<u>288,090</u>	<u>4,000</u>	<u>-</u>	<u>543,546</u>
Total expenditures	<u>9,978,662</u>	<u>640,750</u>	<u>7,544</u>	<u>108,254</u>	<u>10,735,210</u>
Excess (deficiency) of revenues over (under) expenditures	<u>(9,888,776)</u>	<u>-</u>	<u>-</u>	<u>-</u>	<u>(9,888,776)</u>
Other financing sources (uses)					
Transfer in					
Pinellas County, Florida Board of County Commissioners Appropriations	10,127,320	-	-	-	10,127,320
Transfer out					
Distribution of excess fees to Pinellas County, Florida Board of County Commissioners	<u>(195,979)</u>	<u>-</u>	<u>-</u>	<u>-</u>	<u>(195,979)</u>
Total other financing sources (uses)	<u>9,931,341</u>	<u>-</u>	<u>-</u>	<u>-</u>	<u>9,931,341</u>
Net change in fund balance	42,565	-	-	-	42,565
Fund balance at beginning of year	<u>23,235</u>	<u>-</u>	<u>-</u>	<u>-</u>	<u>23,235</u>
Fund balance at end of year	<u>\$ 65,800</u>	<u>\$ -</u>	<u>\$ -</u>	<u>\$ -</u>	<u>\$ 65,800</u>

See accompanying notes to financial statements.

PINELLAS COUNTY, FLORIDA
SUPERVISOR OF ELECTIONS
NOTES TO FINANCIAL STATEMENTS
Year Ended September 30, 2020

NOTE 1 - SUMMARY OF SIGNIFICANT ACCOUNTING POLICIES AND PRACTICES

Reporting Entity: The Pinellas County, Florida Supervisor of Elections (the "Supervisor of Elections") is an elected constitutional officer as provided for by the Constitution of the State of Florida, pursuant to Article VIII, Section 1(d), Florida Constitution, and for financial reporting purposes by Chapter 218, *Florida Statutes*. Pursuant to Section 129.03, *Florida Statutes*, the Supervisor of Elections' budget is submitted to the Pinellas County, Florida Board of County Commissioners (the "Board") for approval. In addition, for financial reporting purposes, the Supervisor of Elections is deemed to be a part of the primary government of Pinellas County, Florida (the "County") and, therefore, is included as such in the Pinellas County, Florida, Comprehensive Annual Financial Report (CAFR) as a blended component unit.

Basis of Presentation: These financial statements include the General Fund, the Federal Election Activities Grant Fund, the Ballot on Demand Grant Fund, and the Special Fund of the Supervisor of Elections' office. The accompanying financial statements were prepared for purposes of complying with Section 218.39, *Florida Statutes*, and Section 10.577(3), *Rules of the Auditor General for Local Governmental Entity Audits*.

Section 10.556(4), *Rules of the Auditor General for Local Governmental Entity Audits*, requires the Supervisor of Elections' financial statements only to present fund financial statements. Accordingly, due to the omission of government-wide financial statements and related disclosures, including a management's discussion and analysis, these financial statements do not constitute a complete presentation of the financial position of the Supervisor of Elections as of September 30, 2020, and the changes in financial position for the year then ended, in conformity with Governmental Accounting Standards Board (GASB) Statement No. 34, *Basic Financial Statements - and Management's Discussion and Analysis - for State and Local Governments*, but otherwise constitute financial statements prepared in conformity with accounting principles accepted in the United States.

The Supervisor of Elections reports the following major funds:

- *The General Fund*, a major governmental fund, is used to account for all revenues and expenditures applicable to the general operations of the Supervisor of Elections that are not required either legally or by accounting principles generally accepted in the United States of America to be accounted for in another fund.
- *The Federal Election Activities Grants Fund*, a major special revenue fund, is used to account for all activities of federal election activities grants received from the State of Florida.
- *The Ballot on Demand Grant Fund*, a major special revenue fund, is used to account for all activities of a ballot on demand grant received from the State of Florida.
- *The Special Fund*, a major special revenue fund, is used to account for all activities of local governmental elections that are funded with special assessments.

Basis of Accounting and Measurement Focus: Basis of accounting refers to when revenues and expenditures are recognized in the accounts and reported in the financial statements. Basis of accounting refers to the timing of the measurements made, regardless of the measurement focus applied.

The modified accrual basis of accounting is followed by the Supervisor of Elections. Under the modified accrual basis of accounting, revenues are recognized when they become both measurable and available to finance expenditures of the current period. Expenditures are recorded when the liability is incurred, except for accumulated sick and vacation pay, which are not recorded until paid. Governmental funds are reported using the current financial resources measurement focus.

The Supervisor of Elections considers revenue collected within 60 days after year-end to be available and recognizes them as revenues of the current year. Intergovernmental revenues are recognized when eligibility requirements are met, and related amounts are available from the grantor agency.

(Continued)

PINELLAS COUNTY, FLORIDA
SUPERVISOR OF ELECTIONS
NOTES TO FINANCIAL STATEMENTS
Year Ended September 30, 2020

NOTE 1 - SUMMARY OF SIGNIFICANT ACCOUNTING POLICIES AND PRACTICES (Continued)

Interest income and other revenues are recognized as they are earned and become measurable and available.

Florida Statutes provide that the amount by which revenues exceed annual expenditures be remitted to the Board immediately following the fiscal year for which the funding was provided and during which other revenues were recognized.

Cash and Cash Equivalents: Cash and cash equivalents are defined for financial reporting purposes as any liquid investments with original maturities of three months or less.

The Supervisor of Elections deposits cash in qualified public depositories. The deposits are fully insured by the Federal Deposit Insurance Corporation and/or secured by the multiple financial institution collateral pool established under Chapter 280, *Florida Statutes*. In accordance with these statutes, qualified public depositories are required to pledge eligible collateral in varying percentages. Any losses to public depositories are covered by applicable deposit insurance, by the sale of pledged securities and, if necessary, by assessments against other qualified public depositories.

Section 218.415, *Florida Statutes*, authorizes the Supervisor of Elections to invest in obligations of the U.S. government, its agencies and instrumentalities, and certain other investments.

Inventories: Inventories consist of election materials and are stated at cost using a first-in, first-out basis. Inventories are recorded as an expenditure when used rather than when purchased. Reported inventories are offset by a nonspendable fund balance amount to indicate it does not constitute an "available expendable resource."

Compensated Absences: In accordance with GASB Statement No. 16, *Accounting for Compensated Absences*, the Supervisor of Elections determines the liability for compensated absences, as well as certain other salary-related costs associated with the payment of compensated absences that are recorded and reported by the County in its basic financial statements. Vacation leave is accrued as a liability as the benefits are earned by the employees. Sick leave is accrued as a liability but only to the extent that it is probable that the Supervisor of Elections will compensate the employees for the benefits through cash payments at termination or retirement.

All full-time employees of the Supervisor of Elections are entitled to vacation time with full pay and prior to December 24, 1994, accumulated sick leave. Employees are allowed to accumulate vacation leave with no maximum; however, upon termination, employees are paid out for no more than three times their annual accrual rate and/or one-half of accumulated sick leave. Vacation and sick leave payments are included in operating costs when the payments are made to the employees. The Supervisor of Elections does not, nor is legally required to, accumulate financial resources for these unmatured obligations. Accordingly, the liability for compensated absences is not reported in the Supervisor of Elections' financial statements, but rather, is reported in the basic financial statements of the County.

Other Assets and Liabilities: Other assets consist of deposits with a third-party postage vendor that the Supervisor of Elections maintains. The funds on deposit are funded using the annual County appropriation, expended in the General Fund as postage and freight expenditures, and are considered available for spending as the Supervisor or Elections can withdraw the funds at any time. These deposits are offset with a corresponding liability in the instance that the Supervisor of Elections withdraws the deposits, the deposits are required to be remitted back to the County.

(Continued)

PINELLAS COUNTY, FLORIDA
SUPERVISOR OF ELECTIONS
NOTES TO FINANCIAL STATEMENTS
Year Ended September 30, 2020

NOTE 1 - SUMMARY OF SIGNIFICANT ACCOUNTING POLICIES AND PRACTICES (Continued)

Capital Assets: Capital assets used in governmental fund-type operations are capitalized in the September 30, 2020 basic financial statements of the County rather than in the general fund of the Supervisor of Elections. Capital assets are items with individual costs of \$1,000 or more with useful lives of more than one year. Upon acquisition, such assets are recorded as capital outlay expenditures in the general fund of the Supervisor of Elections and are capitalized at cost in the basic financial statements of the County. Donated capital assets are valued at acquisition value on the date received. The Supervisor of Elections maintains custodial responsibility for the capital assets it uses. No depreciation expense has been provided on capital assets in these financial statements. However, depreciation expense on these assets is recorded in the basic financial statements of the County.

Effective October 1, 2020 in accordance with *Florida Department of State Administrative Code & Florida Administrative Register, Chapter 69I-73.002* the threshold for recording property as inventory will increase to \$5,000.

Refund of Excess Fees: Florida Statutes provide that the excess of the Supervisor of Elections' governmental fund revenues over expenditures held by the Supervisor of Elections at the end of the fiscal year are to be refunded to the Board. The amount of unrestricted excess at the end of the fiscal year is reported as a liability in the accompanying balance sheet, and the transfer and distribution of total excess revenues are reported as a transfer out (other financing use) in the accompanying statement of revenues, expenditures, and changes in fund balances.

Deferred Revenue: Deferred revenue represents unspent grant funds received in advance of meeting eligibility requirements (other than time requirements).

Fund Balance: GASB Statement No. 54, *Fund Balance Reporting and Governmental Fund-Type Definitions*, requires that fund balances be reported in classifications based on whether the amounts are spendable or nonspendable. Spendable amounts are further classified as restricted, committed, assigned, or unassigned based on the extent to which there are external and/or internal constraints in how fund balance amounts may be spent. Nonspendable fund balances include amounts that cannot be spent because they are not in spendable form or legally or contractually required to be maintained intact. The Supervisor of Elections' inventories fall into this category. Spendable fund balances are classified based on a hierarchy of the Supervisor of Elections ability to control the spending of these fund balances and are reported in the following categories: restricted, committed, assigned, and unassigned. At September 30, 2020, the Supervisor of Elections does not have any spendable fund balances.

NOTE 2 - CASH AND CASH EQUIVALENTS

At September 30, 2020, the general ledger carrying balances were \$250 for petty cash and \$1,760,728 for deposits, which equals the total of cash and cash equivalents as presented in the accompanying financial statements.

Custodial Credit Risk: At September 30, 2020, \$1,510,728 of the Supervisor of Elections' deposits were in excess of the \$250,000 covered by federal depository insurance. However, the deposits are fully insured by collateral pledged with the Chief Financial Officer of the State of Florida pursuant to Chapter 280, *Florida Statutes*. Under this chapter, in the event of default by a participating financial institution (a qualified public depository), all participating institutions are obligated to reimburse the governmental entity for any loss.

(Continued)

PINELLAS COUNTY, FLORIDA
SUPERVISOR OF ELECTIONS
NOTES TO FINANCIAL STATEMENTS
Year Ended September 30, 2020

NOTE 2 - CASH AND CASH EQUIVALENTS (Continued)

Credit Risk: The Supervisor of Elections' policy is to follow the guidance in Section 219.075, *Florida Statutes*, regarding the deposit of funds received and the investment of surplus funds. Sections 219.075 and 218.415, *Florida Statutes*, authorize the Supervisor of Elections to invest in the Local Government Surplus Funds Trust Fund or any intergovernmental investment pool authorized pursuant to the Florida Interlocal Cooperation Act; Securities and Exchange Commission registered money market funds with the highest credit quality rating from a nationally recognized rating agency; direct obligations of the United States Treasury; federal agencies and instrumentalities; or interest-bearing time deposits and savings accounts in banks organized under the laws of the United States and doing business situated in the State of Florida, savings and loans associations, which are under State supervision, or in federal savings and loan associations located in the State of Florida and organized under federal law and federal supervision, provided that any such deposits are secured by collateral as may be prescribed by law. Additionally, Florida Statutes allow local governments to place public funds with institutions that participate in a collateral pool under the Florida Security for Public Deposits Act. The pool is administered by the State Chief Financial Officer of the State of Florida, who may make additional assessments to ensure that no public funds will be lost.

NOTE 3 - ACCOUNTS PAYABLE

Accounts payable balances are primarily payable to third-party vendors for computer equipment, telephone expense, office supplies, and postage.

NOTE 4 - ACCUMULATED COMPENSATED ABSENCES

The amount of vested accumulated compensated absences payable based upon the Supervisor of Elections' annual leave policy, is reported as a liability in the statement of net position in the County's basic financial statements. The changes in accumulated compensated absences during the year ended September 30, 2020 were as follows:

Compensated absences at end of year	\$ 267,316
Additions	219,374
Deductions	<u>(187,063)</u>
Compensated absences at end of year	<u>\$ 299,627</u>
Due within one year	<u>\$ 209,648</u>

(Continued)

PINELLAS COUNTY, FLORIDA
SUPERVISOR OF ELECTIONS
NOTES TO FINANCIAL STATEMENTS
Year Ended September 30, 2020

NOTE 5 - EMPLOYEE RETIREMENT PLAN

Substantially all full-time employees of the Supervisor of Elections are eligible to participate in the State of Florida Retirement System (System), a cost-sharing, multiple-employer defined benefit plan administered by the State of Florida, Division of Retirement. The System is a defined benefit plan for all state, and participating county, district school board, community college, and university employees (Pension Plan). The System also offers eligible employees, participation in an alternative defined contribution plan (Investment Plan). The Supervisor of Elections participates in the Elected State Officers' Class. Contribution rates are established statewide for all participating governmental units. Accordingly, the actuarial information and related disclosures attributable to the Supervisor of Elections' employees are not determinable. Employees participating in the Pension Plan who retire at or after age 62 with 6 years of credited service, or with 30 years of service regardless of age, are entitled to a retirement benefit payable monthly for life, equal to 1.6% for regular employees, 2.0% for senior management, and 3.0% for county elected officials for each year of credited service times their average final compensation. Average final compensation is the employee's average of the five highest fiscal years of salary earned during credited service. Vested employees may retire before age 62 and receive benefits that are reduced 5% for each year prior to normal retirement age. Employees participating in the Investment Plan are vested after one year of service with no age requirements. The System also provides death and disability benefits. Benefits are established by Section 121, Florida Statutes and Chapter 22B, Florida Administrative Code.

Effective July 1, 2011, employees participating in the System are required to contribute 3 percent of their eligible earnings on a pre-tax basis to the plan. Employees initially enrolled on or after July 1, 2011 become vested after 8 years of service instead of 6. Benefits are computed using the average of their highest 8 years of earnings instead of their highest 5 years. Normal retirement is based on 35 years of service regardless of age or at age 65 and vested for all classes except Special Risk Class members who must have 30 years of service regardless of age, or at age 60 and vested.

The Deferred Retirement Option Program (DROP) is a program that provides an alternative method for payment of retirement benefits for a specified and limited period for members of the System, effective July 1, 1998. Under this program, the employee may retire and have their benefits accumulate in the Florida Retirement System Trust Fund, earning interest, while continuing to work for a system employer. The participation in the program does not change conditions of employment. When the DROP period ends, maximum of 60 months, employment will be terminated. At the time of termination of employment, the employee will receive payment of the accumulated DROP benefits and begin receiving their monthly retirement benefit (in the same amount determined at retirement adjusted, if applicable, by annual cost of living increases).

The System publishes an annual report that provides 10-year historical trend information about progress made in accumulating sufficient assets to pay benefits when due. This report may be obtained by writing to Division of Retirement, Research and Education Section, 1317 Winewood Boulevard, Building 8, Tallahassee, Florida 32399-1560, or by calling (877) 377-1737 or by accessing their internet site at: http://dms.myforida.com/human_resource_support/retirement/publications/system_information/annual_reports.

(Continued)

PINELLAS COUNTY, FLORIDA
SUPERVISOR OF ELECTIONS
NOTES TO FINANCIAL STATEMENTS
Year Ended September 30, 2020

NOTE 5 - EMPLOYEE RETIREMENT PLAN (Continued)

The Supervisor of Elections is required to contribute an actuarially determined rate. The contribution requirements of the Supervisor of Elections are established and may be amended by the State of Florida. The contribution rates are established by fiscal year, beginning each July 1. The required contribution rates by job class were as follows: elected county officers 48.82%, regular 8.47%, senior management 25.41%, and DROP employees 14.60% from October 1, 2019 through June 30, 2020; elected county officers 49.18%, regular 10.00%, senior management 27.29%, and DROP employees 16.98% from July 1, 2020 through September 30, 2020. The Supervisor of Elections' contributions to the plan for the years ended September 30, 2020 and 2019 were \$323,905 and \$239,254 respectively, equal to the required contributions for each year.

The Supervisor of Elections' portion of the net pension liability and the associated footnotes are not reported in the financial statements of the Supervisor of Elections but are reported in the basic financial statements of the County.

NOTE 6 - OTHER POST-EMPLOYMENT HEALTH CARE BENEFITS (OPEB) PLAN

Plan Description: The Supervisor of Elections participates in a single-employer defined benefit health care plan that covers eligible retirees and their dependents of the Board of County Commissioners, all constitutional officers with the exception of the Sheriff, and the Pinellas County Planning Council. The Board administers the plan and establishes the benefits. The health care plan does not issue a stand-alone financial report; however, additional actuarial information regarding the plan as a whole is disclosed in the notes to the financial statements of Pinellas County.

The County pays a percentage of the premium for medical and dental insurance for former employees with at least 10 years of service who retired prior to October 1, 2004, equivalent to that paid for active employees. For non-Medicare eligible retirees, employees enrolled in DROP and those within 5 years of normal FRS retirement prior to October 1, 2004, with 10 years of service, the County will continue funding at the same level as active employees. For employees not part of the previously mentioned groups who retire on or after October 1, 2004, a health insurance subsidy based on length of service will be provided. The subsidy will range from 25% of the premium for 10 years of service, increasing by 3.33% per year of service to 75% for 25 years or more, calculated on the single premium of the lowest cost plan.

Funding Policy: The contribution requirements of the plan members and the employers are established and may be amended by the County. The plans are financed on a pay-as-you-go basis. Participating agencies contribute an additional amount per each active employee to fund retiree health care. The Supervisor of Elections contributed \$237,752 to the plan during the fiscal year to fund OPEB benefits.

The annual other postemployment benefit cost for both plans is calculated based on the Actuarial Accrued Liability contribution of the employer (AAL), an amount actuarially determined in accordance with GASB 75. The AAL represents a level of funding that, if paid on an ongoing basis, is projected to cover normal cost each year and amortize any unfunded actuarial liabilities over a period not to exceed 30 years. An actuarial valuation on the plan as a whole was performed as of September 30, 2019. The notes to the financial statements and required supplemental information of the County disclose additional information regarding the OPEB plan as a whole

(Continued)

PINELLAS COUNTY, FLORIDA
SUPERVISOR OF ELECTIONS
NOTES TO FINANCIAL STATEMENTS
Year Ended September 30, 2020

NOTE 7 - RELATED-PARTY TRANSACTIONS

The Supervisor of Elections incurred costs and charges to the Board and other Constitutional Officers during the year ended September 30, 2020 for various services as follows:

Health/Dental insurance	\$ 820,575
Risk financing	81,390
Other charges	<u>1,092,422</u>
	<u>\$ 1,994,387</u>

The Board provided funding for the Supervisor of Elections that amounted to \$10,127,320 for the year ended September 30, 2020. At September 30, 2020, the Supervisor of Elections had a payable due to the Board of \$241,431 comprised of the following:

Distribution of excess fees	\$ 195,979
Amounts due for various services	<u>45,452</u>
Total due to the Board	<u>\$ 241,431</u>

The Supervisor of Elections also recorded a payable due to the Clerk of the Court and Comptroller for printing and Clerk's staff on loan to the Supervisor of Elections in the amount of \$170,769.

NOTE 8 - COMMITMENTS AND CONTINGENCIES

Grant funds received by the Supervisor of Elections are subject to audit by grantor agencies. Audits of these grants may result in disallowed costs, which may constitute a liability of the Supervisor of Elections. In the opinion of management, disallowed costs, if any, would not be significant to the financial position of the Supervisor of Elections.

NOTE 9 - RISK MANAGEMENT

The County is exposed to various risks of loss, including but not limited to general liability, property and casualty, auto and physical damage, and workers' compensation. The County is substantially self-insured and accounts for and finances its risks of uninsured loss through an internal service fund. All liabilities associated with these self-insured risks are reported in the basic financial statements of the County. During the year ended September 30, 2020, the Supervisor of Elections was charged \$81,390 by the County for participation in the risk management program.

Under this self-insured program, the County provides coverage for up to \$1.5 million per claim for workers' compensation, auto, and general liability and claims under the self-insurance risk management fund. The County also has purchased outside excess coverage for up to \$15 million in the aggregate. Negligence claims in excess of the statutory limits set in Section 768.28, *Florida Statutes*, which provide for limited sovereign immunity of \$200,000/\$300,000 per occurrence can only be recovered through an act of the State Legislature. There have been no significant reductions in insurance coverage in the last year. Settled claims have not exceeded commercial coverage in the last three years.

(Continued)

PINELLAS COUNTY, FLORIDA
SUPERVISOR OF ELECTIONS
NOTES TO FINANCIAL STATEMENTS
Year Ended September 30, 2020

NOTE 9 - RISK MANAGEMENT (Continued)

The County is also self-insured for medical and dental claims covering all of its employees and their eligible dependents. As required by Section 112.081, *Florida Statutes*, retirees and their eligible dependents are provided the same health care coverage as is offered to active employees at the same premium cost (borne by the retiree) applicable to active employees. No excess insurance coverage has been acquired for these claims. An actuarial valuation is performed each year to estimate the amount needed to pay prior and future claims and to establish reserves.

NOTE 10 – RECENT EVENTS

In December 2019, a novel strain of coronavirus (“COVID-19”) surfaced in Wuhan, China and has spread around the world resulting in business and social disruption. COVID-19 was declared a Public Health Emergency of International Concern by the World Health Organization of January 30, 2020. The COVID-19 pandemic has developed rapidly in 2020, with a significant number of cases. Measures taken by various governments to contain the virus have affected economic activity. Several measures to monitor and mitigate the effects of COVID-19, such as social distancing was taken.

The Supervisor of Elections experienced significant increases in the cost of staffing, postage and printing when comparing these expenses from fiscal year ended September 30, 2019 to 2020. These year over year increases resulted from protective measures such as mailing of ballot notices to all registered voters, including the cost of return postage and additional printing of ballots related to restrictions due to COVID-19 causing an increase in voters mailing in ballots versus in person delivery. Expenditures in the amount of \$807,751 were incurred for staff on loan from the Pinellas County Clerk of the Circuit Court to make up for the decrease in election workers not being able to fulfil their responsibilities.

The extent to which COVID-19 may impact operating activities or results of operations will depend on future developments, such as the emergence of new information concerning the severity of the spread of the virus and actions required to contain and treat the virus, which are highly uncertain and cannot be predicted.

REQUIRED SUPPLEMENTARY INFORMATION

PINELLAS COUNTY, FLORIDA
SUPERVISOR OF ELECTIONS
SCHEDULE OF REVENUES, EXPENDITURES, AND CHANGES IN FUND BALANCE –
BUDGET AND ACTUAL (BUDGETARY BASIS) – GENERAL FUND
Year Ended September 30, 2020

	Budget			Variance with Final Budget Positive (Negative)
	<u>Original</u>	<u>Final</u>	<u>Actual</u>	<u>(Negative)</u>
Revenues				
Government charges and fees	\$ -	\$ -	\$ 89,886	\$ 89,886
Total revenues	<u>-</u>	<u>-</u>	<u>89,886</u>	<u>89,886</u>
Expenditures				
General government				
Salaries and benefits	5,554,407	5,554,407	5,650,153	(95,746)
Commissions and fees	3,920	3,920	1,222	2,698
Intergovernmental services	83,370	83,370	83,525	(155)
Printing and reproduction	710,113	1,184,403	760,190	424,213
Rent	93,343	93,343	104,983	(11,640)
Maintenance	1,135,450	1,135,450	1,057,963	77,487
Postage and freight	298,026	545,667	561,946	(16,279)
Supplies	100,216	100,207	70,053	30,154
Travel	93,225	93,225	46,711	46,514
Communication services	24,241	24,241	36,104	(11,863)
Advertising	63,209	63,209	12,698	50,511
Dues, subscriptions, and publications	21,545	21,545	12,206	9,339
Contractual services	440,420	810,420	1,329,452	(519,032)
Capital outlay	<u>413,905</u>	<u>413,905</u>	<u>251,456</u>	<u>162,449</u>
Total expenditures	<u>9,035,390</u>	<u>10,127,312</u>	<u>9,978,662</u>	<u>148,650</u>
Excess (deficiency) of revenues over (under) expenditures	<u>(9,035,390)</u>	<u>(10,127,312)</u>	<u>(9,888,776)</u>	<u>238,536</u>
Other financing sources (uses)				
Transfer in				
Pinellas County, Florida Board of County Commissioners Appropriations	9,035,390	10,127,312	10,127,320	8
Transfer out				
Distribution of excess fees to Pinellas County, Florida Board of County Commissioners	<u>-</u>	<u>-</u>	<u>(195,979)</u>	<u>(195,979)</u>
Total other financing sources (uses)	<u>9,035,390</u>	<u>10,127,312</u>	<u>9,931,341</u>	<u>(195,971)</u>
Net change in fund balance	<u>-</u>	<u>-</u>	<u>42,565</u>	<u>42,565</u>
Fund balance at beginning of year	<u>-</u>	<u>-</u>	<u>23,235</u>	<u>23,235</u>
Fund balance at end of year	<u>\$ -</u>	<u>\$ -</u>	<u>\$ 65,800</u>	<u>\$ 65,800</u>

See accompanying note to schedule.

PINELLAS COUNTY, FLORIDA
SUPERVISOR OF ELECTIONS
NOTE TO REQUIRED SUPPLEMENTARY INFORMATION
Year Ended September 30, 2020

NOTE 1 - SUMMARY OF SIGNIFICANT ACCOUNTING POLICIES – BUDGETARY PROCESS

Section 129.202, *Florida Statutes*, governs the preparation, adoption, and administration of the Pinellas County, Florida Supervisor of Elections' (the "Supervisor of Elections") annual budget. The Supervisor of Elections prepares a budget for the general fund and submits it to the Board of County Commissioners for approval. Any subsequent amendments must be approved by the Board. The annual budget serves as the legal authorization for expenditures. Expenditures may not legally exceed appropriations at the fund level. Appropriations lapse at year-end. Budgetary control is maintained at the departmental major object expenditure level. Budgetary changes within major object expenditure categories are made at the discretion of the Supervisor of Elections.

The original budget is the first complete appropriated budget. The final budget is the original budget adjusted by all reserves, transfers, allocations, supplemental appropriations, and other legally authorized changes applicable to the fiscal year, whenever legally authorized.

The Supervisor of Elections' budget is prepared under a basis of accounting that differs from accounting principles generally accepted in the United States of America (GAAP). Certain long-term unappropriated capital outlay obligations entered into by the Supervisor of Elections are not recognized as a liability under the budgetary basis of accounting; however, the entire obligation is recognized under GAAP, and debt service payments, capital outlays, and other financing sources are recorded as appropriate.

The actual results of operations in the statements of revenues, expenditures, and changes in fund balance – budget and actual (budgetary basis) - general fund are presented on a budgetary basis. There were no adjustments to convert the results of operations at the end of the year from the budgetary basis of accounting to the GAAP basis of accounting for 2020. The Federal Election Activities Grant Fund, the Ballots on Demand Grant Fund and the Special Fund do not have budgets.

COMPLIANCE REPORTS

**INDEPENDENT AUDITOR'S REPORT ON INTERNAL CONTROL OVER
FINANCIAL REPORTING AND ON COMPLIANCE AND OTHER MATTERS BASED ON
AN AUDIT OF FINANCIAL STATEMENTS PERFORMED IN ACCORDANCE WITH
GOVERNMENT AUDITING STANDARDS**

The Honorable Julie Marcus
Supervisor of Elections
Pinellas County, Florida
Clearwater, Florida

We have audited, in accordance with the auditing standards generally accepted in the United States of America and the standards applicable to financial audits contained in *Government Auditing Standards* issued by the Comptroller General of the United States, the financial statements of the General Fund, the Federal Election Activities Grant Fund, the Ballots on Demand Grant Fund, and the Special Fund of the Pinellas County, Florida Supervisor of Elections (the "Supervisor of Elections"), as of and for the year ended September 30, 2020, and the related notes to the financial statements, and have issued our report thereon dated December 15, 2020. As discussed in Note 1, the financial statements were prepared for the purpose of complying with the financial reporting provisions of Section 218.39, *Florida Statutes*, and Chapter 10.550, *Rules of the Auditor General*. The financial statements present only each major fund and do not purport to, and do not, present fairly the financial position of the Supervisor of Elections, as of September 30, 2020, or the changes in its financial position for the year then ended in accordance with accounting principles generally accepted in the United States of America.

Internal Control Over Financial Reporting

In planning and performing our audit of the financial statements, we considered the General Fund, the Federal Election Activities Grant Fund, the Ballots on Demand Grant Fund, and the Special Fund of the Supervisor of Elections' internal control over financial reporting (internal control) as a basis for designing audit procedures that are appropriate in the circumstances for the purpose of expressing our opinions on the financial statements, but not for the purpose of expressing an opinion on the effectiveness of the General Fund, the Federal Election Activities Grant Fund, the Ballots on Demand Grant Fund, and the Special Fund of the Supervisor of Elections' internal control. Accordingly, we do not express an opinion on the effectiveness of the General Fund, the Federal Election Activities Grant Fund, the Ballots on Demand Grant Fund, and the Special Fund of the Supervisor of Elections' internal control.

A *deficiency in internal control* exists when the design or operation of a control does not allow management or employees, in the normal course of performing their assigned functions, to prevent, or detect and correct, misstatements on a timely basis. A *material weakness* is a deficiency, or a combination of deficiencies, in internal control such that there is a reasonable possibility that a material misstatement of the entity's financial statements will not be prevented or detected and corrected on a timely basis. A *significant deficiency* is a deficiency, or a combination of deficiencies, in internal control that is less severe than a material weakness, yet important enough to merit attention by those charged with governance.

Our consideration of internal control was for the limited purpose described in the first paragraph of this section and was not designed to identify all deficiencies in internal control that might be material weaknesses or significant deficiencies. Given these limitations, during our audit we did not identify any deficiencies in internal control that we consider to be material weaknesses. However, material weaknesses may exist that have not been identified.

(Continued)

Compliance and Other Matters

As part of obtaining reasonable assurance about whether the General Fund, Federal Election Activities Grant Fund, Ballots on Demand Grant Fund and Special Fund information of the Supervisor of Elections' financial statements are free from material misstatement, we performed tests of its compliance with certain provisions of laws, regulations, contracts, and grant agreements, noncompliance with which could have a direct and material effect on the financial statements. However, providing an opinion on compliance with those provisions was not an objective of our audit, and accordingly, we do not express such an opinion. The results of our tests disclosed no instances of noncompliance or other matters that are required to be reported under *Government Auditing Standards*.

Purpose of this Report

The purpose of this report is solely to describe the scope of our testing of internal control and compliance and the results of that testing, and not to provide an opinion on the effectiveness of the Supervisor of Elections' internal control or on compliance. This report is an integral part of an audit performed in accordance with *Government Auditing Standards* in considering the Supervisor of Elections' internal control and compliance. Accordingly, this communication is not suitable for any other purpose.



Crowe LLP

Tampa, Florida
December 15, 2020

PINELLAS COUNTY, FLORIDA
SUPERVISOR OF ELECTIONS
SCHEDULE OF FINDINGS AND RESPONSES
Year Ended September 30, 2020

SECTION I - SUMMARY OF AUDITOR'S RESULTS

Financial Statements

Type of auditor's report issued	Unmodified
Internal control over financial reporting	
Material weakness identified?	No
Significant deficiencies identified not considered to be material weaknesses?	None Reported
Noncompliance material to financial statements noted?	No

SECTION II - CURRENT YEAR FINDINGS AND RECOMMENDATIONS

No such items to report.

SECTION III – PRIOR YEAR FINDINGS AND RECOMMENDATIONS

No such items to report.

MANAGEMENT LETTER ON INTERNAL CONTROL AND STATE REPORTING REQUIREMENTS

The Honorable Julie Marcus
Supervisor of Elections
Pinellas County, Florida
Clearwater, Florida

Report on the Financial Statements

We have audited the financial statements of the General Fund, the Federal Election Activities Grant Fund, the Ballots on Demand Grant Fund, and the Special Fund of the Pinellas County, Florida Supervisor of Elections (the "Supervisor of Elections"), as of and for the year ended September 30, 2020, and the related notes to the financial statements, which collectively comprise the Supervisor of Elections' financial statements, and have issued our report thereon dated December 15, 2020. As discussed in Note 1, the financial statements were prepared for the purpose of complying with the financial reporting provisions of Section 218.39, *Florida Statutes*, and Chapter 10.550, *Rules of the Auditor General*. The financial statements present only each major fund and do not purpose to, and do not, present fairly the financial position of the Supervisor of Elections, as of September 30, 2020, or the changes in its financial position for the year then ended in accordance with accounting principles generally accepted in the United States of America.

Auditor's Responsibility

We conducted our audit in accordance with the auditing standards generally accepted in the United States of America and the standards applicable to financial audits contained in *Government Auditing Standards* issued by the Comptroller General of the United States; and Chapter 10.550, *Rules of the Auditor General*.

Other Reports

We have issued our Independent Auditor's Report on Internal Control over Financial Reporting and on Compliance and Other Matters Based on an Audit of Financial Statements Performed in Accordance with *Government Auditing Standards*; and Independent Accountant's Report on an examination conducted in accordance with *AICPA Professional Standards*, AT-C Section 315, regarding compliance requirements in accordance with Chapter 10.550, *Rules of the Auditor General*. Disclosures in those reports, which are dated December 15, 2020, should be considered in conjunction with this management letter.

Prior Audit Findings

Section 10.554(1)(i)1, *Rules of the Auditor General*, requires that we determine whether or not corrective actions have been taken to address findings and recommendations made in the preceding annual financial audit report. There were no findings and recommendations reported in the preceding annual financial audit.

Official Title and Legal Authority

Section 10.554(1)(i)4., *Rules of the Auditor General*, requires that the name or official title and legal authority for the primary government and each component unit of the reporting entity be disclosed in this management letter, unless disclosed in the notes to the financial statements. The reporting entity is disclosed in Note 1 to the financial statements.

(Continued)

Financial Management

Section 10.554(1)(i)2., Rules of the Auditor General, requires that we address in the management letter any recommendations to improve financial management. In connection with our audit, we did not have any such recommendations.

Additional Matters

Section 10.554(1)(i)3., *Rules of the Auditor General*, requires that we address noncompliance with provisions of contracts or grant agreements, or abuse, that have occurred, or are likely to have occurred, that have an effect on the financial statements that is less than material, but which warrants the attention of those charged with governance. In connection with our audit, we did not have any such findings.

Purpose of this Letter

Our management letter is intended solely for the information and use of the Legislative Auditing Committee, members of the Florida Senate and the Florida House of Representatives, the Auditor General of the State of Florida, the Supervisor of Elections, and applicable management and is not intended to be and should not be used by anyone other than these specified parties.



Crowe LLP

Tampa, Florida
December 15, 2020

**INDEPENDENT ACCOUNTANT'S REPORT ON COMPLIANCE WITH
SECTION 218.415, *FLORIDA STATUTES***

The Honorable Julie Marcus
Supervisor of Elections
Pinellas County, Florida
Clearwater, Florida

We have examined the Pinellas County, Florida Supervisor of Elections' (the "Supervisor of Elections") compliance with Section 218.415, *Florida Statutes*, concerning the investment of public funds during the year ended September 30, 2020. Management of the Supervisor of Elections is responsible for the Supervisor of Elections' compliance with the specified requirements. Our responsibility is to express an opinion on the Supervisor of Elections' compliance with the specified requirements based on our examination.

Our examination was conducted in accordance with attestation standards established by the American Institute of Certified Public Accountants and the standards applicable to attestation engagements contained in *Government Auditing Standards* issued by the Comptroller General of the United States. Those standards require that we plan and perform the examination to obtain reasonable assurance about whether the Supervisor of Elections complied, in all material respects, with the specified requirements referenced above. An examination involves performing procedures to obtain evidence about whether the Supervisor of Elections complied with the specified requirements. The nature, timing, and extent of the procedures selected depend on our judgment, including an assessment of the risks of material noncompliance, whether due to fraud or error. We believe that the evidence we obtained is sufficient and appropriate to provide a reasonable basis for our opinion.

Our examination does not provide a legal determination on the Supervisor of Elections' compliance with specified requirements.

In our opinion, the Supervisor of Elections complied, in all material respects, with the requirements contained in Section 218.415, *Florida Statutes*, during the year ended September 30, 2020.

The purpose of this report is solely to comply with Chapter 10.550, *Rules of the Florida Auditor General*. Accordingly, this report is not suitable for any other purpose.



Crowe LLP

Tampa, Florida
December 15, 2020

**PINELLAS COUNTY, FLORIDA
TAX COLLECTOR**

FINANCIAL STATEMENTS

September 30, 2020

PINELLAS COUNTY, FLORIDA
TAX COLLECTOR
Clearwater, Florida

FINANCIAL STATEMENTS
September 30, 2020

CONTENTS

INDEPENDENT AUDITOR'S REPORT	1
FINANCIAL STATEMENTS	
BALANCE SHEET – GENERAL FUND.....	4
STATEMENT OF REVENUES, EXPENDITURES, AND CHANGES IN FUND BALANCE – GENERAL FUND.....	5
STATEMENT OF FIDUCIARY ASSETS AND LIABILITIES – AGENCY FUND	6
NOTES TO FINANCIAL STATEMENTS	7
REQUIRED SUPPLEMENTARY INFORMATION	
SCHEDULE OF REVENUES, EXPENDITURES, AND CHANGES IN FUND BALANCE – BUDGET AND ACTUAL (BUDGETARY BASIS) – GENERAL FUND.....	15
NOTE TO REQUIRED SUPPLEMENTARY INFORMATION	16
SUPPLEMENTARY INFORMATION	
STATEMENT OF CHANGES IN FIDUCIARY ASSETS AND LIABILITIES – AGENCY FUND.....	17
NOTE TO OTHER FINANCIAL INFORMATION.....	18
COMPLIANCE REPORTS	
INDEPENDENT AUDITOR'S REPORT ON INTERNAL CONTROL OVER FINANCIAL REPORTING AND ON COMPLIANCE AND OTHER MATTERS BASED ON AN AUDIT OF FINANCIAL STATEMENTS PERFORMED IN ACCORDANCE WITH <i>GOVERNMENT AUDITING STANDARDS</i>	19
MANAGEMENT LETTER ON INTERNAL CONTROL AND STATE REPORTING REQUIREMENTS	21
INDEPENDENT ACCOUNTANT'S REPORT ON COMPLIANCE WITH SECTION 218.415, <i>FLORIDA STATUTES</i>	23

INDEPENDENT AUDITOR'S REPORT

The Honorable Charles W. Thomas, Tax Collector
Pinellas County, Florida
Clearwater, Florida

Report on the Financial Statements

We have audited the accompanying financial statements of the general fund and the aggregate remaining fund information of the Pinellas County, Florida Tax Collector (the "Tax Collector"), a component unit of Pinellas County, Florida, as of and for the year ended September 30, 2020, and the related notes to the financial statements, as listed in the table of contents.

Management's Responsibility for the Financial Statements

Management is responsible for the preparation and fair presentation of these financial statements in accordance with accounting principles generally accepted in the United States of America; this includes the design, implementation, and maintenance of internal control relevant to the preparation and fair presentation of financial statements that are free from material misstatement, whether due to fraud or error.

Auditor's Responsibility

Our responsibility is to express opinions on these financial statements based on our audit. We conducted our audit in accordance with auditing standards generally accepted in the United States of America and the standards applicable to financial audits contained in *Government Auditing Standards*, issued by the Comptroller General of the United States. Those standards require that we plan and perform the audit to obtain reasonable assurance about whether the financial statements are free from material misstatement.

An audit involves performing procedures to obtain audit evidence about the amounts and disclosures in the financial statements. The procedures selected depend on the auditor's judgment, including the assessment of the risks of material misstatement of the financial statements, whether due to fraud or error. In making those risk assessments, the auditor considers internal control relevant to the entity's preparation and fair presentation of the financial statements in order to design audit procedures that are appropriate in the circumstances, but not for the purpose of expressing an opinion on the effectiveness of the entity's internal control. Accordingly, we express no such opinion. An audit also includes evaluating the appropriateness of accounting policies used and the reasonableness of significant accounting estimates made by management, as well as evaluating the overall presentation of the financial statements.

We believe that the audit evidence we have obtained is sufficient and appropriate to provide a basis for our audit opinions.

Opinions

In our opinion, the financial statements referred to above present fairly, in all material respects, the respective financial position of the general fund and the aggregate remaining fund information of the Tax Collector, as of September 30, 2020, and the respective changes in financial position thereof for the year then ended in accordance with accounting principles generally accepted in the United States of America.

Emphasis of Matter

As discussed in Note 1, the financial statements were prepared for the purpose of complying with the financial reporting provisions of Section 218.39, *Florida Statutes*, and Chapter 10.550, *Rules of the Auditor General*. The financial statements present only the general fund and the aggregate remaining fund information and do not purport to, and do not, present fairly the financial position of the Pinellas County, Florida Tax Collector, as of September 30, 2020, or the changes in its financial position for the year then ended in accordance with accounting principles generally accepted in the United States of America. Our opinion is not modified with respect to this matter.

Other Matters

Required Supplementary Information

Accounting principles generally accepted in the United States of America require that the budgetary comparison information on pages 15 and 16 be presented to supplement the financial statements. Such information, although not a part of the financial statements, is required by the Governmental Accounting Standards Board who considers it to be an essential part of financial reporting for placing the financial statements in an appropriate operational, economic, or historical context. We have applied certain limited procedures to the required supplementary information in accordance with auditing standards generally accepted in the United States of America, which consisted of inquiries of management about the methods of preparing the information and comparing the information for consistency with management's responses to our inquiries, the financial statements, and other knowledge we obtained during our audit of the financial statements. We do not express an opinion or provide any assurance on the information because the limited procedures do not provide us with sufficient evidence to express an opinion or provide any assurance.

Supplementary Information

Our audit was conducted for the purpose of forming opinions on the financial statements that collectively comprise the Tax Collector's financial statements. The statement of changes in fiduciary assets and liabilities – agency fund is presented for purposes of additional analysis and is not a required part of the financial statements.

The statement of changes in fiduciary assets and liabilities – agency fund is the responsibility of management and was derived from and relates directly to the underlying accounting and other records used to prepare the financial statements. Such information has been subjected to the auditing procedures applied in the audit of the financial statements and certain additional procedures, including comparing and reconciling such information directly to the underlying accounting and other records used to prepare the financial statements or to the financial statements themselves, and other additional procedures in accordance with auditing standards generally accepted in the United States of America. In our opinion, the statement of changes in fiduciary assets and liabilities – agency fund is fairly stated, in all material respects, in relation to the financial statements as a whole.

Restriction on Use

Our report is intended solely for the information and use of the Tax Collector, the Board of County Commissioners of Pinellas County, Florida, and the Auditor General of the State of Florida, and is not intended to be and should not be used by anyone other than these specified parties.

Other Reporting Required by Government Auditing Standards

In accordance with *Government Auditing Standards*, we have also issued our report dated December 15, 2020, on our consideration of the general fund and the aggregate remaining fund information of the Tax Collector's internal control over financial reporting and on our tests of its compliance with certain provisions of laws, regulations, contracts, and grant agreements and other matters. The purpose of that report is solely to describe the scope of our testing of internal control over financial reporting and compliance and the results of that testing, and not to provide an opinion on the effectiveness of the Tax Collector's internal control over financial reporting or on compliance. That report is an integral part of an audit performed in accordance with *Government Auditing Standards* in considering the general fund and the aggregate remaining fund information of the Tax Collector's internal control over financial reporting and compliance.

A handwritten signature in black ink that reads "Crowe LLP". The signature is written in a cursive, flowing style.

Crowe LLP

Tampa, Florida
December 15, 2020

PINELLAS COUNTY, FLORIDA
TAX COLLECTOR
BALANCE SHEET – GENERAL FUND
September 30, 2020

ASSETS

Cash	\$ 18,693,350
Accounts receivable	11,195
Due from Pinellas County, FL Board of County Commissioners	96
Due from other governmental agencies	<u>84</u>
Total assets	<u><u>\$ 18,704,725</u></u>

LIABILITIES AND FUND BALANCE

Liabilities

Accounts payable	\$ 154,498
Accrued liabilities	628,893
Due to Pinellas County, Florida	
Board of County Commissioners	16,720,194
Due to other fund - Tax Fund	22,843
Due to Pinellas County, Florida Constitutional Officers	542
Due to other governmental agencies	1,146,335
Due to individuals and businesses	<u>31,420</u>

Total liabilities	<u><u>18,704,725</u></u>
--------------------------	--------------------------

Fund balance	<u><u>-</u></u>
---------------------	-----------------

Total liabilities and fund balance	<u><u>\$ 18,704,725</u></u>
---	-----------------------------

See accompanying notes to financial statements.

PINELLAS COUNTY, FLORIDA
TAX COLLECTOR
STATEMENT OF REVENUES, EXPENDITURES
AND CHANGES IN FUND BALANCE – GENERAL FUND
September 30, 2020

Revenues

Commissions and fees	\$ 36,884,504
Miscellaneous	<u>5,126</u>

Total revenues	<u>36,889,630</u>
----------------	-------------------

Expenditures

General government	
Personal services	20,394,685
Operating	5,009,372
Capital outlay	270,125
Distribution of unused commissions and fees to other governmental agencies	<u>1,146,335</u>

Total expenditures	<u>26,820,517</u>
--------------------	-------------------

Excess of revenues over expenditures	<u>10,069,113</u>
---	-------------------

Other financing use

Transfer out	
Distribution of unused commissions and fees to the Pinellas County, Florida Board of County Commissioners	<u>(10,069,113)</u>

Net change in fund balance	-
-----------------------------------	---

Fund balance at beginning of year	<u>-</u>
-----------------------------------	----------

Fund balance at end of year	<u><u>\$ -</u></u>
------------------------------------	--------------------

See accompanying notes to financial statements.

PINELLAS COUNTY, FLORIDA
TAX COLLECTOR
STATEMENT OF FIDUCIARY
ASSETS AND LIABILITIES – AGENCY FUND
September 30, 2020

Assets

Cash	\$ 26,353,159
Due from other fund - General	22,843
Due from individuals and businesses	3,115,723
Due from other governmental agencies	<u>22,609</u>

Total assets	<u>\$ 29,514,334</u>
---------------------	-----------------------------

Liabilities

Due to individuals and businesses	\$ 1,821,650
Due to other governmental agencies	<u>27,692,684</u>

Total liabilities	<u>\$ 29,514,334</u>
--------------------------	-----------------------------

See accompanying notes to financial statements.

PINELLAS COUNTY, FLORIDA
TAX COLLECTOR
NOTES TO FINANCIAL STATEMENTS
September 30, 2020

NOTE 1 - SUMMARY OF SIGNIFICANT ACCOUNTING POLICIES AND PRACTICES

The following is a summary of the significant accounting principles and policies used in the preparation of the accompanying financial statements.

Reporting Entity: The Pinellas County, Florida Tax Collector (the "Tax Collector") is an elected constitutional officer as provided for by the Constitution of the State of Florida. Pursuant to Section 195.087, *Florida Statutes*, the Tax Collector's budget is submitted to the Florida Department of Revenue for approval, and a copy is forwarded to the Pinellas County, Florida Board of County Commissioners (the "Board"). In addition, for financial reporting purposes, the Tax Collector is included in Pinellas County, Florida's (the "County") basic financial statements as a blended component unit of the County.

Basis of Presentation: These financial statements include the general fund and the agency fund of the Tax Collector's office. The accompanying financial statements were prepared for purposes of complying with Section 218.39, *Florida Statutes*, and Chapter 10.550, *Rules of the Auditor General*.

Chapter 10.550, *Rules of the Auditor General*, requires the Tax Collector's financial statements to present only fund financial statements. Accordingly, due to the omission of government-wide financial statements and related disclosures, these financial statements do not constitute a complete presentation of the financial position of the Tax Collector as of September 30, 2020, and the changes in its financial position for the year then ended, in conformity with Governmental Accounting Standards Board (GASB) Statement No. 34, *Basic Financial Statements-and Management's Discussion and Analysis-for State and Local Governments*, but otherwise constitute financial statements prepared in conformity with accounting principles generally accepted in the United States of America.

The Tax Collector utilizes the following fund types:

General Fund - A major governmental fund, is used to account for all revenues and expenditures applicable to the general operations of the Tax Collector that are not required either legally or by accounting principles generally accepted in the United States of America to be accounted for in another fund.

Fiduciary Fund - The agency fund is custodial in nature and does not involve measurement of results of operations or have a measurement focus. The agency fund is used to account for assets held by the Tax Collector in a trustee capacity or as agent for individuals, private organizations, and other governments.

GASB Statement No. 54, *Fund Balance Reporting and Governmental Fund-Type Definitions*, requires that fund balances be reported in classifications based on whether the amounts are spendable or non-spendable. Spendable amounts are further classified as restricted, committed, assigned or unassigned based on the extent to which there are external and/or internal constraints on how fund balance amounts may be spent. GASB Statement No. 54 does not have an impact on the Tax Collector's financial statements since the Tax Collector does not maintain fund balances.

Basis of Accounting: Basis of accounting refers to when revenues and expenditures are recognized in the accounts and reported in the financial statements. Basis of accounting refers to the timing of the measurements made, regardless of the measurement focus applied.

The modified accrual basis of accounting is followed by the Tax Collector for its general fund. Under the modified accrual basis of accounting, revenues are recognized when they become both measurable and available to finance expenditures of the current period. Expenditures are recorded when the liability is incurred, except for accumulated vacation pay, which are not recorded until they become due.

(Continued)

PINELLAS COUNTY, FLORIDA
TAX COLLECTOR
NOTES TO FINANCIAL STATEMENTS
September 30, 2020

NOTE 1 - SUMMARY OF SIGNIFICANT ACCOUNTING POLICIES AND PRACTICES (Continued)

Charges for services on the collection of property taxes are recognized as revenue in the fiscal year for which taxes are levied, provided they are collected within 60 days after the end of the fiscal year. Certain other miscellaneous revenues are recorded as revenues when received because they are generally not measurable until actually received. Investment earnings are recorded as earned.

Substantially all of the Tax Collector's revenues are received from taxing authorities. These moneys are virtually unrestricted and are revocable only for failure to comply with prescribed compliance requirements. These resources are reflected as revenues at the time of receipt; earlier if the "susceptible to accrual" criteria are met.

Interest income and other revenues are recognized as they are earned and become measurable and available to pay liabilities of the current period.

Florida Statutes provide that the amount by which revenues exceed annual expenditures be distributed to the Board following the fiscal year for which the funding was provided and during which other revenues were recognized.

Florida Statutes further provide that the excess of revenue over expenditures held by the Tax Collector be distributed to each governmental agency in the same portion as the commissions and fees paid by each governmental agency bear to total commission and fee revenues. The amounts of these distributions are recorded as liabilities and as expenditures in the accompanying financial statements.

The agency fund is presented using the accrual basis of accounting and has no measurement focus.

Property Taxes: Taxes in Pinellas County are levied by the Board and other taxing authorities. The millage levies are determined on the basis of estimates of revenue needs and the total taxable valuations within the jurisdiction of the Board and other tax authorities. No aggregate ad valorem tax millage in excess of 10 mills on the dollar can be levied by the Board against property in the County as specified in Section 200.071, *Florida Statutes*.

Each year, the total taxable property valuation is established by the Pinellas County, Florida Property Appraiser, and the list of property assessments is submitted to the Florida Department of Revenue for approval. Taxes, assessed as of January 1 of each year, are due and payable on November 1 of each year or as soon thereafter as the assessment roll is opened for collection. Pursuant to Florida law, all owners of property have the responsibility of ascertaining the amount due and paying it before April 1 of the year following the year in which the tax was assessed.

Property Tax Collections: Chapter 197, *Florida Statutes*, governs property tax collections.

Current Taxes: All property taxes become due and payable on November 1 and are delinquent on April 1 of the following year. Discounts of 4%, 3%, 2%, and 1% are allowed for early payment in November through February, respectively.

(Continued)

PINELLAS COUNTY, FLORIDA
TAX COLLECTOR
NOTES TO FINANCIAL STATEMENTS
September 30, 2020

NOTE 1 - SUMMARY OF SIGNIFICANT ACCOUNTING POLICIES AND PRACTICES (Continued)

Tax Deeds: The owner of a tax certificate may, after two years when the taxes have been delinquent (after April 1), file an application for tax deed sale. The County, as a certificate owner, is required to exercise similar procedures two years after taxes have been due (November 1). Tax deeds are issued to the highest bidder for the property, which is sold at public auction. The Clerk of the Circuit Court of the County administers these sales.

Cash and Investments: Cash consists of checking and savings accounts, collectively designated as cash deposits. Cash deposits are carried at cost.

The Tax Collector deposits cash in qualified public depositories. The deposits are fully insured by the Federal Deposit Insurance Corporation and/or secured by the multiple financial institution collateral pool established under Chapter 280, *Florida Statutes*. In accordance with these statutes, qualified public depositories are required to pledge eligible collateral in varying percentages. Any losses to public depositors are covered by applicable deposit insurance, by the sale of pledged securities and, if necessary, by assessments against other qualified public depositories.

Section 218.415, *Florida Statutes*, authorizes the Tax Collector to invest in obligations of the U.S. government, its agencies and instrumentalities, and certain other investments. Investments are stated at fair value. As of September 30, 2020 the Tax Collector held no investments.

Compensated Absences: In accordance with GASB Statement No. 16, *Accounting for Compensated Absences*, the Tax Collector determines the liability for compensated absences, as well as certain other salary-related costs associated with the payment of compensated absences that are recorded and reported by the County in its basic financial statements. Vacation leave is accrued as a liability as the benefits are earned by the employees.

All full-time employees of the Tax Collector are entitled to vacation time with full pay. Employees are allowed to accumulate vacation leave with no maximum; however, upon termination, employees are paid out for no more than three times their annual accrual rate. Vacation payments are included in operating costs when the payments are made to the employees. The Tax Collector does not, nor is legally required to accumulate financial resources for these unmatured obligations. Accordingly, the liability for compensated absences is not reported in the general fund, but rather is reported in the basic financial statements of the County.

Capital Assets: Capital assets used in operations are capitalized in the basic financial statements of the County rather than in the general fund of the Tax Collector. Capital assets are items with individual costs of \$1,000 or more with useful lives of more than one year. Upon acquisition, such assets are recorded as capital outlay expenditures in the general fund of the Tax Collector, and are capitalized at cost in the basic financial statements of the County. Capital assets are valued at historical cost or estimated historical cost if actual historical cost is not available. The Tax Collector maintains custodial responsibility for the capital assets it uses. No depreciation expense has been provided on capital assets in these financial statements. However, depreciation expense on these assets is recorded in the basic financial statements of the County.

(Continued)

PINELLAS COUNTY, FLORIDA
TAX COLLECTOR
NOTES TO FINANCIAL STATEMENTS
September 30, 2020

NOTE 2 - CASH

At September 30, 2020, the carrying value of the Tax Collector's cash was:

	<u>Carrying Value</u>	<u>Credit Rating</u>
Cash on hand	\$ 55,450	N/A
Demand deposits	<u>44,991,059</u>	N/A
Total cash	<u>\$ 45,046,509</u>	

Such amounts are reported as \$18,693,350 and \$26,353,159 in the general fund and agency fund, respectively.

Custodial Credit Risk: At September 30, 2020, the Tax Collector's deposits were entirely covered by federal depository insurance or by collateral pledged with the Chief Financial Officer of the State of Florida pursuant to Chapter 280, *Florida Statutes*. Under this chapter, in the event of default by a participating financial institution (a qualified public depository), all participating institutions are obligated to reimburse the governmental entity for any loss. In addition, the Tax Collector's investments are not exposed to custodial credit risk because their existence is not evidenced by securities that exist in physical or book entry form.

NOTE 3 - LEASE OBLIGATIONS

Operating Leases: The Tax Collector pays rent under operating leases for its various offices. These leases are cancelable if funds are not appropriated for their purpose and are not enforceable against a new administration.

The following is a schedule of future minimum lease payments under operating leases:

<u>Fiscal Year Ending</u>	
2021	\$ 1,883,287
2022	1,903,847
2023	1,924,054
2024	1,723,023
2025	596,903
2026-2030	<u>2,448,972</u>
Total	<u>\$ 10,480,086</u>

Rental expense, which includes insurance and real estate taxes required under the lease agreements, for all operating leases for the year ended September 30, 2020, was \$1,391,510. There were no contingent rentals or sublease rentals associated subleases in effect at September 30, 2020.

(Continued)

PINELLAS COUNTY, FLORIDA
TAX COLLECTOR
NOTES TO FINANCIAL STATEMENTS
September 30, 2020

NOTE 4 - ACCUMULATED COMPENSATED ABSENCES

The amount of vested accumulated compensated absences payable based upon the Tax Collector's annual leave policy is reported as a liability in the statement of net position in the County's basic financial statements.

The changes in accumulated compensated absences during the year ended September 30, 2020, were as follows:

Compensated absences at beginning of year	\$ 966,014
Additions	909,672
Deductions	<u>921,902</u>
Compensated absences at end of year	<u>\$ 953,784</u>

Of this liability, approximately \$810,804 is expected to be paid within the fiscal year ended September 30, 2021.

NOTE 5 - EMPLOYEE RETIREMENT PLAN

Substantially all full-time employees of the Tax Collector are eligible to participate in the State of Florida Retirement System (the "System"), a cost-sharing, multiple-employer defined benefit plan administered by the State of Florida, Division of Retirement. The System is a defined benefit plan for all state, and participating county, district school board, community college, and university employees (the "Pension Plan"). The System also offers eligible employees participation in an alternative defined contribution plan (the "Investment Plan"). The Tax Collector participates in the Elected State Officers' Class. Contribution rates are established statewide for all participating governmental units. Accordingly, the actuarial information and related disclosures attributable to the Tax Collector's employees are not determinable. Employees participating in the Pension Plan who retire at or after age 62 with 6 years of credited service, or with 30 years of service regardless of age, are entitled to a retirement benefit payable monthly for life, equal to 1.6% for regular employees, 2.0% for senior management, and 3.0% for county elected officials for each year of credited service times their average final compensation. Average final compensation is the employee's average of the five highest fiscal years of salary earned during credited service. Vested employees may retire before age 62 and receive benefits that are reduced 5% for each year prior to normal retirement age. Employees participating in the Investment Plan are vested after one year of service with no age requirements. The System also provides death and disability benefits. Benefits are established by Section 121, *Florida Statutes* and Chapter 22B, *Florida Administrative Code*.

Effective July 1, 2011, employees participating in the System are required to contribute 3 percent of their eligible earnings on a pre-tax basis to the plan. Employees initially enrolled on or after July 1, 2011 become vested after 8 years of service instead of 6. Benefits are computed using the average of their highest 8 years of earnings instead of their highest 5 years. Normal retirement is based on 35 years of service regardless of age or at age 65 and vested for all classes except Special Risk Class members who must have 30 years of service regardless of age, or at age 60 and vested.

(Continued)

PINELLAS COUNTY, FLORIDA
TAX COLLECTOR
NOTES TO FINANCIAL STATEMENTS
September 30, 2020

NOTE 5 - EMPLOYEE RETIREMENT PLAN (Continued)

The Deferred Retirement Option Program ("DROP") is a program that provides an alternative method for payment of retirement benefits for a specified and limited period for members of the System, effective July 1, 1998. Under this program, the employee may retire and have their benefits accumulate in the Florida Retirement System Trust Fund, earning interest, while continuing to work for a System employer. The participation in the program does not change conditions of employment. When the DROP period ends, maximum of 60 months, employment must be terminated. At the time of termination of employment, the employee will receive payment of the accumulated DROP benefits and begin receiving their monthly retirement benefit (in the same amount determined at retirement adjusted, if applicable, by annual cost of living increases).

The System publishes an annual report that provides 10-year historical trend information about progress made in accumulating sufficient assets to pay benefits when due. This report may be obtained by writing to Division of Retirement, Research and Education Section, 1317 Winewood Boulevard, Building 8, Tallahassee, Florida 32399-1560, or by calling (877) 377-1737 or by accessing their internet site at: http://dms.myflorida.com/human_resource_support/retirement/publications/system_information/annual_reports.

The Tax Collector is required to contribute an actuarially determined rate. The contribution requirements of the Tax Collector are established and may be amended by the State of Florida. The contribution rates are established by fiscal year, beginning each July 1. The contribution rates by job class were as follows: elected county officers 48.82%, regular 8.47%, senior management 25.41%, and DROP employees 14.60% from October 1, 2019 through June 30, 2020; and elected county officers 49.18%, regular 10.00%, senior management 27.29%, and DROP employees 16.98% through September 30, 2020. The Tax Collector's contributions to the plan for the years ended September 30, 2020 and 2019 were \$1,366,181 and \$1,293,594, respectively, equal to the required contributions for each year. The Tax Collector's portion of the net pension liability and the associated footnotes are not reported in the financial statements of the Tax Collector, but are reported in the basic financial statements of the County.

NOTE 6 - OTHER POST-EMPLOYMENT HEALTH CARE BENEFITS (OPEB) PLAN

Plan Description: The Tax Collector participates in a single-employer defined benefit health care plan that covers eligible retirees of the Board, all constitutional officers with the exception of the Sheriff, and the Pinellas County Planning Council. The Board administers the plan and establishes and may amend its benefits. The health care plan does not issue a stand-alone financial report; however, additional actuarial information regarding the plan as a whole is disclosed in the notes to the financial statements of the County.

The County pays a percentage of the premium for medical and dental insurance for the former employees with at least 10 years of service who retired prior to October 1, 2004, equivalent to that paid for active employees. For non-Medicare eligible retirees, employees enrolled in DROP and those within five years of normal System retirement prior to October 1, 2004, with ten years of service, the County will continue funding at the same level as active employees. For employees not part of the previously mentioned groups who retire on or after October 1, 2004, a health insurance subsidy based on length of service will be provided. The subsidy will range from 25.00% of the premium for ten years' service, increasing by 3.33% per year of service to 75.00% for 25 years or more, calculated on the single premium of the lowest cost plan.

(Continued)

PINELLAS COUNTY, FLORIDA
TAX COLLECTOR
NOTES TO FINANCIAL STATEMENTS
September 30, 2020

NOTE 6 - OTHER POST-EMPLOYMENT HEALTH CARE BENEFITS (OPEB) PLAN (Continued)

Funding Policy: The contribution requirements of the plan members and the employers are established and may be amended by the County. The plans are financed on a pay-as-you-go basis. Participating agencies contribute an additional amount per each active employee to fund retiree health care. The Tax Collector contributed \$910,054 to the plan during the fiscal year to fund OPEB benefits.

The annual other postemployment benefit cost for both plans is calculated based on the Actuarial Accrued Liability contribution of the employer (AAL), an amount actuarially determined in accordance with GASB 75. The AAL represents a level of funding that, if paid on an ongoing basis, is projected to cover normal cost each year and amortize any unfunded actuarial liabilities over a period not to exceed 30 years. An actuarial valuation on the plan as a whole was performed as of September 30, 2019. The notes to the financial statements and required supplemental information of the County disclose additional information regarding the OPEB plan as a whole.

NOTE 7 - RELATED-PARTY TRANSACTIONS

The Tax Collector incurred costs and charges to the Board during fiscal year 2020 for various services as follows:

Insurance	\$ 5,350,597
Risk financing	145,593
Other charges	<u>366,225</u>
	<u>\$ 5,862,415</u>

The Board paid commissions to the Tax Collector during the year ended September 30, 2020 that amounted to \$24,313,963. At September 30, 2020, the Tax Collector had payables due to the Board of \$16,720,194 comprised of the following:

Distribution of unused commissions and fees	\$ 10,069,113
Amounts due for various services	277,552
Amounts collected on behalf of the Board	<u>6,373,529</u>
	<u>\$ 16,720,194</u>

The Tax Collector also recorded a due from the Board for the year ended September 30, 2020 of \$96 for funding not received prior to year-end.

The Tax Collector also recorded a payable due to the Clerk of the Court and Comptroller for printing freight, postage and scanning services of \$540.

NOTE 8 - COMMITMENTS AND CONTINGENCIES

Litigation: The Tax Collector is involved as a defendant or plaintiff in certain litigation and claims arising from the ordinary course of operations. Any judgments against the Tax Collector would be settled by the Board. In the opinion of the Tax Collector and legal counsel, the range of potential recoveries or liabilities will not materially affect the financial position of the Tax Collector as of September 30, 2020, or changes in its financial position for the year then ended.

(Continued)

PINELLAS COUNTY, FLORIDA
TAX COLLECTOR
NOTES TO FINANCIAL STATEMENTS
September 30, 2020

NOTE 9 - RISK MANAGEMENT

The County is exposed to various risks of loss, including but not limited to general liability, property and casualty, auto and physical damage, and workers' compensation. The County is substantially self-insured and accounts for and finances its risks of uninsured loss through an internal service fund. All liabilities associated with these self-insured risks are reported in the basic financial statements of the County. During the year ended September 30, 2020, the Tax Collector was charged \$145,593 by the County for participation in the risk management program.

Under this self-insured program, the County provides coverage for up to \$1.5 million per claim for workers' compensation, auto, and general liability and claims under the self-insurance risk management fund. The County also has purchased outside excess coverage for up to \$15 million in the aggregate. Negligence claims in excess of the statutory limits set in Section 768.28, *Florida Statutes*, which provide for limited sovereign immunity of \$200,000/\$300,000 per occurrence can only be recovered through an act of the Florida Legislature. There have been no significant reductions in insurance coverage in the last year. Settled claims have not exceeded commercial coverage in the last three years.

The County is also self-insured for medical and dental claims covering all of its employees and their eligible dependents. As required by Section 112.081, *Florida Statutes*, retirees and their eligible dependents are provided the same health care coverage as is offered to active employees at the same premium cost (borne by the retiree) applicable to active employees. No excess insurance coverage has been acquired for these claims. An actuarial valuation is performed each year to estimate the amount needed to pay prior and future claims and to establish reserves.

NOTE 10 – RECENT EVENTS

In December 2019, a novel strain of coronavirus ("COVID-19") surfaced in Wuhan, China and has spread around the world resulting in business and social disruption. COVID-19 was declared a Public Health Emergency of International Concern by the World Health Organization of January 30, 2020. The COVID-19 pandemic has developed rapidly in 2020, with a significant number of cases. Measures taken by various governments to contain the virus have affected economic activity. The Tax Collector have taken a number of measures to monitor and mitigate the effects of COVID-19, such as safety and health measures for employees (such as social distancing and working from home).

At this stage, the impact on the Tax Collector's business and results has not been significant and based on experience to date the Tax Collector expect this to remain the case.

The extent to which COVID-19 may impact operating activities or business results will depend on future developments, such as the emergence of new information concerning the severity of the spread of the virus and actions required to contain and treat the virus, which are highly uncertain and cannot be predicted.

REQUIRED SUPPLEMENTARY INFORMATION

PINELLAS COUNTY, FLORIDA
TAX COLLECTOR
SCHEDULE OF REVENUES, EXPENDITURES, AND CHANGES IN FUND BALANCE –
BUDGET AND ACTUAL (BUDGETARY BASIS) – GENERAL FUND
Year Ended September 30, 2020

	Budget			Variance with Final Budget Positive (Negative)
	<u>Original</u>	<u>Final</u>	<u>Actual</u>	<u>(Negative)</u>
Revenues				
Commissions and fees	\$ 39,064,650	\$ 39,064,650	\$ 36,884,504	\$ (2,180,146)
Miscellaneous	<u>58,170</u>	<u>58,170</u>	<u>5,126</u>	<u>(53,044)</u>
Total revenues	39,122,820	39,122,820	36,889,630	(2,233,190)
Expenditures				
General government:				
Personal services	22,188,377	22,302,783	20,394,685	1,908,098
Operating	6,077,952	6,055,224	5,009,372	1,045,852
Capital outlay	<u>377,300</u>	<u>1,316,008</u>	<u>270,125</u>	<u>1,045,883</u>
Total expenditures	<u>28,643,629</u>	<u>29,674,015</u>	<u>25,674,182</u>	<u>3,999,833</u>
Excess of revenues over expenditures	10,479,191	9,448,805	11,215,448	1,766,643
Other financing uses				
Distribution of unused commissions and fees to Pinellas County, Florida				
Board of County Commissioners	(9,391,111)	(8,367,662)	(10,069,113)	(1,701,451)
Distribution of unused commissions and fees to other governmental agencies	<u>(1,088,080)</u>	<u>(1,081,143)</u>	<u>(1,146,335)</u>	<u>(65,192)</u>
Total other financing uses	<u>(10,479,191)</u>	<u>(9,448,805)</u>	<u>(11,215,448)</u>	<u>(1,766,643)</u>
Excess of revenues over expenditures and other financing uses	<u>\$ -</u>	<u>\$ -</u>	<u>\$ -</u>	<u>\$ -</u>

See accompanying note.

PINELLAS COUNTY, FLORIDA
TAX COLLECTOR
NOTE TO REQUIRED SUPPLEMENTARY INFORMATION
September 30, 2020

NOTE 1 - SUMMARY OF SIGNIFICANT ACCOUNTING POLICIES – BUDGETARY PROCESS

Section 195.087, *Florida Statutes*, governs the preparation, adoption, and administration of the Pinellas County, Florida Tax Collector's (the "Tax Collector") annual budget. The Tax Collector prepares a budget for the general fund and submits it to the Florida Department of Revenue for approval. A copy of the approved budget is provided to the Pinellas County, Florida Board of County Commissioners (the "Board"). Any subsequent amendments must be approved by the Florida Department of Revenue. The annual budget serves as the legal authorization for expenditures. Expenditures may not legally exceed appropriations at the fund level. Appropriations lapse at year-end. Budgetary control is maintained at the departmental major object expenditure level. Budgetary changes within major object expenditure categories are made at the discretion of the Tax Collector.

The original budget is the first complete appropriated budget. The final budget is the original budget adjusted by all reserves, transfers, allocations, supplemental appropriations, and other legally authorized changes applicable to the fiscal year, whenever legally authorized.

The Tax Collector's budget is prepared on a basis of accounting that differs from accounting principles generally accepted in the United States of America ("GAAP"). Certain long-term unappropriated capital outlay obligations entered into by the Tax Collector are not recognized as a liability under the budgetary basis of accounting; however, the entire obligation is recognized under GAAP, and debt service payments, capital outlays, and other financing sources are recorded as appropriate.

There is also a difference between the budgetary basis of accounting and GAAP in the treatment of unused fee distributions to entities outside of Pinellas County, Florida's (the "County") reporting entity. On a budgetary basis, distributions of unused fees through these two funds are reported as other financing uses. On a GAAP basis, these distributions are reported as expenditures because there is a reduction in the new financial resources of the County.

The actual results of operations in the statement of revenues, expenditures, and changes in fund balance - budget and actual (budgetary basis) - general fund are presented on a budgetary basis. There were no transactions during the year that required adjustments to convert from the budgetary basis of accounting to the GAAP basis of accounting during the year ended September 30, 2020.

SUPPLEMENTARY INFORMATION

PINELLAS COUNTY, FLORIDA
TAX COLLECTOR
STATEMENT OF CHANGES IN FIDUCIARY ASSETS AND LIABILITIES – AGENCY FUND
Year Ended September 30, 2020

	Balance October 1, <u>2019</u>	<u>Additions</u>	<u>Deductions</u>	Balance September 30, <u>2020</u>
Assets				
Cash	\$ 24,103,334	\$ 2,170,271,205	\$ 2,168,021,380	\$ 26,353,159
Due from other funds	-	45,172	22,329	22,843
Due from individuals and businesses	3,300,310	78,411,998	78,596,585	3,115,723
Due from other governmental agencies	<u>20,118</u>	<u>272,812</u>	<u>270,321</u>	<u>22,609</u>
Total assets	<u><u>\$ 27,423,762</u></u>	<u><u>\$ 2,249,001,187</u></u>	<u><u>\$ 2,246,910,615</u></u>	<u><u>\$ 29,514,334</u></u>
Liabilities				
Due to individuals and businesses	\$ 838,126	\$ 2,328,222,948	\$ 2,327,239,424	\$ 1,821,650
Due to other governmental agencies	<u>26,585,636</u>	<u>2,053,477,768</u>	<u>2,052,370,720</u>	<u>27,692,684</u>
Total liabilities	<u><u>\$ 27,423,762</u></u>	<u><u>\$ 4,381,700,716</u></u>	<u><u>\$ 4,379,610,144</u></u>	<u><u>\$ 29,514,334</u></u>

See accompanying note.

PINELLAS COUNTY, FLORIDA
TAX COLLECTOR
NOTE TO OTHER FINANCIAL INFORMATION
September 30, 2020

Agency Fund

This fund is used to account for the receipt and distribution of ad valorem taxes, tourist development taxes, special assessment non-ad valorem taxes, and other taxes collected for Pinellas County, Florida and other independent taxing authorities.

Additionally, this fund is used to account for the receipt and distribution of moneys collected for the following Florida agencies:

Department of Highway Safety and Motor Vehicles - The Pinellas County, Florida Tax Collector serves as an agent for the Division of Motor Vehicles, processes title applications and transfers, renews and issues license plates and decals, handles boat transfers, and registers both pleasure and commercial boats on an annual basis. As an agent, the Tax Collector also issues driver licenses, commercial driver licenses, non-U.S. citizen licenses, and identification cards.

Department of Revenue - Collects sales tax on vessels, motor vehicles, and Lemon Law fees.

Florida Fish and Wildlife Conservation Commission - Issues hunting and fishing permits and licenses.

Department of Health - As an agent, the Pinellas County, Florida Tax Collector issues birth certificates.

Department of Agriculture and Consumer Services - As an agent, the Pinellas County, Florida Tax Collector processes applications for concealed weapons licenses.

COMPLIANCE REPORTS

**INDEPENDENT AUDITOR'S REPORT ON INTERNAL CONTROL OVER
FINANCIAL REPORTING AND ON COMPLIANCE AND OTHER MATTERS BASED ON
AN AUDIT OF FINANCIAL STATEMENTS PERFORMED IN ACCORDANCE WITH GOVERNMENT
AUDITING STANDARDS**

The Honorable Charles W. Thomas, Tax Collector
Pinellas County, Florida
Clearwater, Florida

We have audited, in accordance with the auditing standards generally accepted in the United States of America and the standards applicable to financial audits contained in *Government Auditing Standards* issued by the Comptroller General of the United States, the financial statements of the general fund and the aggregate remaining fund information of the Pinellas County, Florida Tax Collector (the "Tax Collector"), as of and for the year ended September 30, 2020, and the related notes to the financial statements, and have issued our report thereon dated December 15, 2020. As discussed in Note 1, the financial statements were prepared for the purpose of complying with the financial reporting provisions of Section 218.39, *Florida Statutes*, and Chapter 10.550, *Rules of the Auditor General*, and are not intended to be a complete presentation of the Tax Collector's assets, liabilities, revenues or expenses. Our opinion is not modified with respect to this matter.

Internal Control Over Financial Reporting

In planning and performing our audit of the financial statements, we considered the general fund and the aggregate remaining fund information of the Tax Collector's internal control over financial reporting (internal control) as a basis for designing audit procedures that are appropriate in the circumstances for the purpose of expressing our opinion on the financial statements, but not for the purpose of expressing an opinion on the effectiveness of the general fund and the aggregate remaining fund information of the Tax Collector's internal control. Accordingly, we do not express an opinion on the effectiveness of the general fund and the aggregate remaining fund information of the Tax Collector's internal control.

A deficiency in internal control exists when the design or operation of a control does not allow management or employees, in the normal course of performing their assigned functions, to prevent, or detect and correct, misstatements on a timely basis. A *material weakness* is a deficiency, or a combination of deficiencies, in internal control, such that there is a reasonable possibility that a material misstatement of the entity's financial statements will not be prevented, or detected and corrected on a timely basis. A *significant deficiency* is a deficiency, or a combination of deficiencies, in internal control that is less severe than a material weakness, yet important enough to merit attention by those charged with governance.

Our consideration of internal control was for the limited purpose described in the first paragraph of this section and was not designed to identify all deficiencies in internal control that might be material weaknesses or significant deficiencies. Given these limitations, during our audit we did not identify any deficiencies in internal control that we consider to be material weaknesses. However, material weaknesses may exist that have not been identified.

(Continued)

Compliance and Other Matters

As part of obtaining reasonable assurance about whether the general fund and the aggregate remaining fund information of the Tax Collector's financial statements are free from material misstatement, we performed tests of its compliance with certain provisions of laws, regulations, contracts, and grant agreements, noncompliance with which could have a direct and material effect on the financial statements. However, providing an opinion on compliance with those provisions was not an objective of our audit, and accordingly, we do not express such an opinion. The results of our tests disclosed no instances of noncompliance or other matters that are required to be reported under *Government Auditing Standards*.

Purpose of this Report

The purpose of this report is solely to describe the scope of our testing of internal control over financial reporting and compliance and the results of that testing, and not to provide an opinion on the effectiveness of the entity's internal control or on compliance. This report is an integral part of an audit performed in accordance with *Government Auditing Standards* in considering the entity's internal control and compliance. Accordingly, this communication is not suitable for any other purpose.

A handwritten signature in black ink that reads "Crowe LLP". The script is cursive and fluid.

Crowe LLP

Tampa, Florida
December 15, 2020

MANAGEMENT LETTER ON INTERNAL CONTROL AND STATE REPORTING REQUIREMENTS

The Honorable Charles W. Thomas, Tax Collector
Pinellas County, Florida
Clearwater, Florida

Report on the Financial Statements

We have audited the financial statements of the general fund and the aggregate remaining fund information of the Pinellas County, Florida Tax Collector (the "Tax Collector"), as of and for the year ended September 30, 2020, and the related notes to the financial statements, and have issued our report thereon dated December 15, 2020. As discussed in Note 1, the financial statements were prepared for the purpose of complying with the financial reporting provisions of Section 218.39, *Florida Statutes*, and Chapter 10.550, *Rules of the Auditor General*, and are not intended to be a complete presentation of Pinellas County, Florida Tax Collector's assets, liabilities, revenues or expenditures. Our opinion is not modified with respect to this matter.

Auditor's Responsibility

We conducted our audit in accordance with auditing standards generally accepted in the United States of America; the standards applicable to financial audits contained in *Government Auditing Standards*, issued by the Comptroller General of the United States; and Chapter 10.550, *Rules of the Auditor General*.

Other Report Requirements

We have issued our Independent Auditor's Report on Internal Control over Financial Reporting and on Compliance and Other Matters Based on an Audit of Financial Statements Performed in Accordance with *Government Auditing Standards*; and Independent Accountant's Report on an examination conducted in accordance with *AICPA Professional Standards*, AT-C Section 315, regarding compliance requirements in accordance with Chapter 10.550, *Rules of the Auditor General*. Disclosures in those reports, which are dated December 15, 2020, should be considered in conjunction with this management letter.

Prior Audit Findings

Section 10.554(1)(i)1., *Rules of the Auditor General*, requires that we determine whether or not corrective actions have been taken to address findings and recommendations made in the preceding annual financial audit report. There were no findings and recommendations reported in the preceding annual financial audit.

Official Title and Legal Authority

Section 10.554(1)(i)4., *Rules of the Auditor General*, requires that the name or official title and legal authority for the primary government and each component unit of the reporting entity be disclosed in this management letter, unless disclosed in the notes to the financial statements. The reporting entity is disclosed in Note 1 to the financial statements.

Financial Management

Section 10.554(1)(i)2, Rules of the Auditor General, requires that we address in the management letter any recommendations to improve financial management. In connection with our audit, we did not have any such recommendations.

Additional Matters

Section 10.554(1)(i)3., *Rules of the Auditor General*, requires that we address noncompliance with provisions of contracts or grant agreements, or abuse, that have occurred, or are likely to have occurred, that have an effect on the financial statements that is less than material but which warrants the attention of those charged with governance. In connection with our audit, we did not have any such findings.

Purpose of this Letter

Our management letter is intended solely for the information and use of the Legislative Auditing Committee, members of the Florida Senate and the Florida House of Representatives, the Auditor General of the State of Florida, the Tax Collector, and applicable management and is not intended to be and should not be used by anyone other than these specified parties.

A handwritten signature in black ink that reads "Crowe LLP". The signature is written in a cursive, flowing style.

Crowe LLP

Tampa, Florida
December 15, 2020

**INDEPENDENT ACCOUNTANT'S REPORT ON COMPLIANCE WITH
SECTION 218.415, FLORIDA STATUTES**

The Honorable Charles W. Thomas, Tax Collector
Pinellas County, Florida
Clearwater, Florida

We have examined the Pinellas County, Florida Tax Collector's (the "Tax Collector") compliance with Section 218.415, *Florida Statutes*, concerning the investment of public funds during the year ended September 30, 2020. Management of the Tax Collector is responsible for the Tax Collector's compliance with the specified requirements. Our responsibility is to express an opinion on the Tax Collector's compliance with the specified requirements based on our examination.

Our examination was conducted in accordance with attestation standards established by the American Institute of Certified Public Accountants and the standards applicable to attestation engagements contained in *Government Auditing Standards* issued by the Comptroller General of the United States. Those standards require that we plan and perform the examination to obtain reasonable assurance about whether the Tax Collector complied, in all material respects, with the specified requirements reference above. An examination involves performing procedures to obtain evidence about whether the Tax Collector complied with the specified requirements. The nature, timing, and extent of the procedures selected depend on our judgment, including an assessment of the risks of material noncompliance, whether due to fraud or error. We believe that the evidence we obtained is sufficient and appropriate to provide a reasonable basis for our opinion.

Our examination does not provide a legal determination on the Tax Collector's compliance with specified requirements.

In our opinion, the Tax Collector complied, in all material respects, with the requirements contained in Section 218.415, *Florida Statutes*, during the year ended September 30, 2020.

The purpose of this report is solely to comply with Chapter 10.550, *Rules of the Florida Auditor General*. Accordingly, this report is not suitable for any other purpose.



Crowe LLP

Tampa, Florida
December 15, 2020

**PINELLAS COUNTY, FLORIDA
PROPERTY APPRAISER**

FINANCIAL STATEMENTS

September 30, 2020

PRELIMINARY AND TENTATIVE FOR DISCUSSION ONLY

PINELLAS COUNTY, FLORIDA
PROPERTY APPRAISER
Clearwater, Florida

FINANCIAL STATEMENTS
September 30, 2020

CONTENTS

INDEPENDENT AUDITOR'S REPORT	1
FINANCIAL STATEMENTS	
BALANCE SHEET – GENERAL FUND.....	3
STATEMENT OF REVENUES, EXPENDITURES, AND CHANGES IN FUND BALANCE – GENERAL FUND.....	4
NOTES TO FINANCIAL STATEMENTS	5
REQUIRED SUPPLEMENTARY INFORMATION	
SCHEDULE OF REVENUES, EXPENDITURES, AND CHANGES IN FUND BALANCE – BUDGET AND ACTUAL (BUDGETARY BASIS) – GENERAL FUND	12
NOTE TO REQUIRED SUPPLEMENTARY INFORMATION	13
COMPLIANCE REPORTS	
INDEPENDENT AUDITOR'S REPORT ON INTERNAL CONTROL OVER FINANCIAL REPORTING AND ON COMPLIANCE AND OTHER MATTERS BASED ON AN AUDIT OF FINANCIAL STATEMENTS PERFORMED IN ACCORDANCE WITH <i>GOVERNMENT AUDITING STANDARDS</i>	14
MANAGEMENT LETTER ON INTERNAL CONTROL AND STATE FINANCIAL REPORTING REQUIREMENTS	16
INDEPENDENT ACCOUNTANT'S REPORT ON COMPLIANCE WITH SECTION 218.415, <i>FLORIDA STATUTES</i>	18

INDEPENDENT AUDITOR'S REPORT

The Honorable Mike Twitty, Property Appraiser
Pinellas County, Florida
Clearwater, Florida

Report on the Financial Statements

We have audited the accompanying financial statements of the general fund of the Pinellas County, Florida Property Appraiser (the "Property Appraiser"), a component unit of Pinellas County, Florida, as of and for the year ended September 30, 2020, and the related notes to the financial statements, as listed in the table of contents.

Management's Responsibility for the Financial Statements

Management is responsible for the preparation and fair presentation of these financial statements in accordance with accounting principles generally accepted in the United States of America; this includes the design, implementation, and maintenance of internal control relevant to the preparation and fair presentation of financial statements that are free from material misstatement, whether due to fraud or error.

Auditor's Responsibility

Our responsibility is to express an opinion on these financial statements based on our audit. We conducted our audit in accordance with auditing standards generally accepted in the United States of America and the standards applicable to financial audits contained in *Government Auditing Standards*, issued by the Comptroller General of the United States. Those standards require that we plan and perform the audit to obtain reasonable assurance about whether the financial statements are free from material misstatement.

An audit involves performing procedures to obtain audit evidence about the amounts and disclosures in the financial statements. The procedures selected depend on the auditor's judgment, including the assessment of the risks of material misstatement of the financial statements, whether due to fraud or error. In making those risk assessments, the auditor considers internal control relevant to the entity's preparation and fair presentation of the financial statements in order to design audit procedures that are appropriate in the circumstances, but not for the purpose of expressing an opinion on the effectiveness of the entity's internal control. Accordingly, we express no such opinion. An audit also includes evaluating the appropriateness of accounting policies used and the reasonableness of significant accounting estimates made by management, as well as evaluating the overall presentation of the financial statements.

We believe that the audit evidence we have obtained is sufficient and appropriate to provide a basis for our audit opinion.

Opinion

In our opinion, the financial statements referred to above present fairly, in all material respects, the financial position of the general fund of the Property Appraiser as of September 30, 2020 and the changes in financial position thereof for the year then ended in accordance with accounting principles generally accepted in the United States of America.

Emphasis of Matter

As discussed in Note 1, the financial statements were prepared for the purpose of complying with the financial reporting provisions of Section 218.39, *Florida Statutes*, and Chapter 10.550, *Rules of the Auditor General*. The financial statements present only the general fund and do not purport to, and do not, present fairly the financial position of the Pinellas County, Florida Property Appraiser, as of September 30, 2020, or the changes in its financial position for the year then ended in accordance with accounting principles generally accepted in the United States of America. Our opinion is not modified with respect to this matter.

Other Matter***Required Supplementary Information***

Accounting principles generally accepted in the United States of America require that the budgetary comparison information on page 12 be presented to supplement the financial statements. Such information, although not a part of the financial statements, is required by the Governmental Accounting Standards Board who considers it to be an essential part of financial reporting for placing the financial statements in an appropriate operational, economic, or historical context. We have applied certain limited procedures to the required supplementary information in accordance with auditing standards generally accepted in the United States of America, which consisted of inquiries of management about the methods of preparing the information and comparing the information for consistency with management's responses to our inquiries, the financial statements, and other knowledge we obtained during our audit of the financial statements. We do not express an opinion or provide any assurance on the information because the limited procedures do not provide us with sufficient evidence to express an opinion or provide any assurance.

Restriction on Use

Our report is intended solely for the information and use of the Property Appraiser, the Board of County Commissioners of Pinellas County, Florida, and the Auditor General of the State of Florida, and is not intended to be and should not be used by anyone other than these specified parties.

Other Reporting Required by Government Auditing Standards

In accordance with *Government Auditing Standards*, we have also issued our report dated December 18, 2020, on our consideration of the Property Appraiser's internal control over financial reporting and on our tests of its compliance with certain provisions of laws, regulations, contracts, and grant agreements and other matters. The purpose of that report is solely to describe the scope of our testing of internal control over financial reporting and compliance and the results of that testing, and not to provide an opinion on the effectiveness of the Property Appraiser's internal control over financial reporting or on compliance. That report is an integral part of an audit performed in accordance with *Government Auditing Standards* in considering the Property Appraiser's internal control over financial reporting and compliance.



Crowe LLP

Tampa, Florida
December 18, 2020

PINELLAS COUNTY, FLORIDA
PROPERTY APPRAISER
BALANCE SHEET – GENERAL FUND
September 30, 2020

	General Fund
ASSETS	
Cash	\$ 959,691
Due from Pinellas County, Florida	
Board of County Commissioners	1,349
Prepaid items	<u>293</u>
Total assets	<u><u>\$ 961,333</u></u>
 LIABILITIES AND FUND BALANCE	
Liabilities	
Accounts payable	\$ 68,067
Accrued liabilities	439,192
Due to Pinellas County, Florida	
Board of County Commissioners	417,441
Due to Pinellas County, Florida	
constitutional officers	1,620
Due to other taxing districts	<u>35,013</u>
Total liabilities	<u>961,333</u>
Fund balance	<u>-</u>
Total liabilities and fund balance	<u><u>\$ 961,333</u></u>

See accompanying notes to financial statements.

PINELLAS COUNTY, FLORIDA
PROPERTY APPRAISER
STATEMENT OF REVENUES, EXPENDITURES,
AND CHANGES IN FUND BALANCE – GENERAL FUND
Year Ended September 30, 2020

Revenues

Pinellas County, Florida Board of County Commissioners	\$ 12,573,456
Other taxing districts	1,490,761
Interest	14,061
Other	<u>2,115</u>

Total revenues

14,080,393

Expenditures

General government	
Salaries and benefits	12,093,933
Postage	141,780
Communications	26,653
Printing and reproduction	3,856
Repairs and maintenance	602,807
Travel	20,439
Office materials and supplies	191,362
Rentals and leases	48,659
Association dues	29,965
Education and training	119,678
Accounting services	19,400
Professional services	314,897
Capital outlay	136,644
Distribution of excess fees to other taxing districts	<u>35,013</u>

Total expenditures

13,785,086

Excess of revenues over expenditures

295,307

Other financing use

Transfer out	
Distribution of excess fees to Pinellas County, Florida Board of County Commissioners	<u>(295,307)</u>

Net change in fund balance -

Fund balance at beginning of year -

Fund balance at end of year \$ -

See accompanying notes to financial statements.

PINELLAS COUNTY, FLORIDA
PROPERTY APPRAISER
NOTES TO FINANCIAL STATEMENTS
September 30, 2020

NOTE 1 - SUMMARY OF SIGNIFICANT ACCOUNTING POLICIES AND PRACTICES

Reporting Entity: The Pinellas County, Florida Property Appraiser (the "Property Appraiser") is an elected constitutional officer as provided for by the Constitution of the State of Florida. Pursuant to Chapter 129, *Florida Statutes*, the Property Appraiser's budget is submitted to the Florida Department of Revenue for approval, and a copy is forwarded to the Pinellas County, Florida Board of County Commissioners (the "Board"). In addition, for financial reporting purposes, the Property Appraiser is included in Pinellas County, Florida's (the "County") basic financial statements as a blended component unit of the County.

Basis of Presentation: These financial statements include the general fund of the Property Appraiser's office. The accompanying financial statements were prepared for purposes of complying with Section 218.39, *Florida Statutes*, and Chapter 10.550, *Rules of the Auditor General*.

Chapter 10.550, *Rules of the Auditor General*, requires the Property Appraiser's financial statements to present only fund financial statements. Accordingly, due to the omission of government-wide financial statements and related disclosures, these financial statements do not constitute a complete presentation of the financial position of the Property Appraiser as of September 30, 2020, and the changes in its financial position for the year then ended, in conformity with Governmental Accounting Standards Board (GASB) Statement No. 34, *Basic Financial Statements-and Management's Discussion and Analysis-for State and Local Governments*, but otherwise constitute financial statements prepared in conformity with accounting principles accepted in the United States.

The Property Appraiser utilizes the following fund type:

The general fund, a major governmental fund, is used to account for all revenues and expenditures applicable to the general operations of the Property Appraiser.

Basis of Accounting: Basis of accounting refers to when revenues and expenditures are recognized in the accounts and reported in the financial statements. Basis of accounting refers to the timing of the measurements made, regardless of the measurement focus applied.

The modified accrual basis of accounting is followed by the Property Appraiser. Under the modified accrual basis of accounting, revenues are recognized when they become both measurable and available to finance expenditures of the current period. Expenditures are recorded when the liability is incurred, except for accumulated sick and vacation pay, which are not recorded until paid.

Substantially all of the Property Appraiser's revenues are received from taxing authorities. These moneys are virtually unrestricted and are revocable only for failure to comply with prescribed compliance requirements. These resources are reflected as revenues at the time of receipt; earlier if the "susceptible to accrual" criteria are met. The Property Appraiser considers revenues collected within 30 days after the balance sheet date to be available.

Interest income and other revenues are recognized as they are earned and become measurable and available to pay liabilities of the current period.

Florida Statutes provide that the amount by which revenues exceed annual expenditures be distributed to each governmental agency and the Board in the same portion as the fees paid by each governmental agency immediately following the fiscal year for which the funding was provided or following the fiscal year during which other revenues were recognized. Such excess is adjusted through future commissions.

(Continued)

PINELLAS COUNTY, FLORIDA
PROPERTY APPRAISER
NOTES TO FINANCIAL STATEMENTS
September 30, 2020

NOTE 1 - SUMMARY OF SIGNIFICANT ACCOUNTING POLICIES AND PRACTICES (Continued)

Cash: The Property Appraiser deposits cash in qualified public depositories. The deposits are fully insured by the Federal Deposit Insurance Corporation and/or secured by the multiple financial institution collateral pool established under Chapter 280, *Florida Statutes*. In accordance with these statutes, qualified public depositories are required to pledge eligible collateral in varying percentages. Any losses to public depositors are covered by applicable deposit insurance, by the sale of pledged securities and, if necessary, by assessments against other qualified public depositories.

Section 218.415, *Florida Statutes*, authorizes the Property Appraiser to invest in obligations of the U.S. government, its agencies and instrumentalities, and certain other investments.

Compensated Absences: In accordance with GASB Statement No. 16, *Accounting for Compensated Absences*, the Property Appraiser determines the liability for compensated absences, as well as certain other salary-related costs associated with the payment of compensated absences that are recorded and reported by the County in its basic financial statements. Vacation leave is accrued as a liability as the benefits are earned by the employees. Sick leave is accrued as a liability but only to the extent that it is probable that the Property Appraiser will compensate the employees for the benefits through cash payments at termination or retirement.

All full-time employees of the Property Appraiser are entitled to vacation time with full pay and prior to December 24, 1994, accumulated sick leave. Employees are allowed to accumulate vacation leave with no maximum; however, upon termination, employees are paid out for no more than three times their annual accrual rate and/or one-half of accumulated sick leave. Vacation and sick leave payments are included in operating costs when the payments are made to the employees. The Property Appraiser does not, nor is legally required to, accumulate financial resources for these unmatured obligations. Accordingly, the liability for compensated absences is not reported in the Property Appraiser's financial statements, but rather, is reported in the basic financial statements of the County.

Capital Assets: Capital assets used in operations are capitalized in the basic financial statements of the County rather than in the general fund of the Property Appraiser. Capital assets are items with individual costs of \$1,000 or more with useful lives of more than one year. Upon acquisition, such assets are recorded as capital outlay expenditures in the general fund of the Property Appraiser, and are capitalized at cost in the basic financial statements of the County. Capital assets are valued at historical cost or estimated historical cost if actual historical cost is not available. The Property Appraiser maintains custodial responsibility for the capital assets it uses. No depreciation expense has been provided on capital assets in these financial statements. However, depreciation expense on these assets is recorded in the basic financial statements of the County.

Refund of Excess Fees: Florida Statutes further provide that the excess of revenues over expenditures held by the Property Appraiser be allocated to each governmental agency and the Board in the same proportion as the fees paid by each governmental agency bear to total fee revenues. The amount of this allocation is recorded as a liability and as either an expenditure or other financing use - transfer out, respectively, in the accompanying financial statements.

Fund Balance: GASB Statement No. 54, *Fund Balance Reporting and Governmental Fund-Type Definitions*, requires that fund balances be reported in classifications based on whether the amounts are spendable or non-spendable. Spendable amounts are further classified as restricted, committed, assigned or unassigned based on the extent to which there are external and/or internal constraints on how fund balance amounts may be spent. GASB Statement No. 54 does not have an impact on the Property Appraiser's financial statements since the Property Appraiser does not maintain fund balances.

(Continued)

PINELLAS COUNTY, FLORIDA
PROPERTY APPRAISER
NOTES TO FINANCIAL STATEMENTS
September 30, 2020

NOTE 2 - CASH

Cash presented in the accompanying financial statement consists of deposits with a carrying value of \$959,691.

Custodial Credit Risk: At September 30, 2020, the Property Appraiser's deposits were entirely covered by federal depository insurance or by collateral pledged with the Chief Financial Officer of the State of Florida pursuant to Chapter 280, *Florida Statutes*. Under this chapter, in the event of default by a participating financial institution (a qualified public depository), all participating institutions are obligated to reimburse the governmental entity for any loss.

Credit Risk: The Property Appraiser's policy is to follow the guidance in Section 219.075, *Florida Statutes*, regarding the deposit of funds received and the investment of surplus funds. Sections 219.075 and 218.415, *Florida Statutes*, authorize the Property Appraiser to invest in the Local Government Surplus Funds Trust Fund or any intergovernmental investment pool authorized pursuant to the Florida Interlocal Cooperation Act; Securities and Exchange Commission registered money market funds with the highest credit quality rating from a nationally recognized rating agency; direct obligations of the United States Treasury; federal agencies and instrumentalities; or interest-bearing time deposits and savings accounts in banks organized under the laws of the United States and doing business situated in the State of Florida, savings and loans associations, which are under State supervision, or in federal savings and loan associations located in the State of Florida and organized under federal law and federal supervision, provided that any such deposits are secured by collateral as may be prescribed by law. Additionally, Florida Statutes allow local governments to place public funds with institutions that participate in a collateral pool under the Florida Security for Public Deposits Act. The pool is administered by the State Chief Financial Officer of the State of Florida, who may make additional assessments to ensure that no public funds will be lost.

NOTE 3 - ACCUMULATED COMPENSATED ABSENCES

The amount of vested accumulated compensated absences payable based upon the Property Appraiser's annual leave and sick pay policy, is reported as a liability in the statement of net position in the County's basic financial statements. The changes in accumulated compensated absences during the year ended September 30, 2020 were as follows:

Compensated absences at beginning of year	\$ 636,758
Additions	707,639
Retirements	<u>(158,616)</u>
Compensated absences at end of year	<u>\$ 1,185,781</u>

The entire balance is expected to be paid within a year.

(Continued)

PINELLAS COUNTY, FLORIDA
PROPERTY APPRAISER
NOTES TO FINANCIAL STATEMENTS
September 30, 2020

NOTE 4 - EMPLOYEE RETIREMENT PLAN

Substantially all full-time employees of the Property Appraiser are eligible to participate in the State of Florida Retirement System (System), a cost-sharing, multiple-employer defined benefit plan administered by the State of Florida, Division of Retirement. The System is a defined benefit plan for all state, and participating county, district school board, community college, and university employees (Pension Plan). The System also offers eligible employees participation in an alternative defined contribution plan (Investment Plan). The Property Appraiser participates in the Elected State Officers' Class. Contribution rates are established statewide for all participating governmental units. Accordingly, the actuarial information and related disclosures attributable to the Property Appraiser's employees are not determinable. Employees participating in the Pension Plan who retire at or after age 62 with 6 years of credited service, or with 30 years of service regardless of age, are entitled to a retirement benefit payable monthly for life, equal to 1.6% for regular employees, 2.0% for senior management, and 3.0% for county elected officials for each year of credited service times their average final compensation. Average final compensation is the employee's average of the five highest fiscal years of salary earned during credited service. Vested employees may retire before age 62 and receive benefits that are reduced 5% for each year prior to normal retirement age. Employees participating in the Investment Plan are vested after one year of service with no age requirements. The System also provides death and disability benefits. Benefits are established by Section 121, *Florida Statutes* and Chapter 22B, *Florida Administrative Code*.

Effective July 1, 2011, employees participating in the System are required to contribute 3 percent of their eligible earnings on a pre-tax basis to the plan. Employees initially enrolled on or after July 1, 2011 become vested after 8 years of service instead of 6. Benefits are computed using the average of their highest 8 years of earnings instead of their highest 5 years. Normal retirement is based on 35 years of service regardless of age or at age 65 and vested for all classes except Special Risk Class members who must have 30 years of service regardless of age, or at age 60 and vested.

The Deferred Retirement Option Program (DROP) is a program that provides an alternative method for payment of retirement benefits for a specified and limited period for members of the System, effective July 1, 1998. Under this program, the employee may retire and have their benefits accumulate in the Florida Retirement System Trust Fund, earning interest, while continuing to work for a system employer. The participation in the program does not change conditions of employment. When the DROP period ends, maximum of 60 months, employment must be terminated. At the time of termination of employment, the employee will receive payment of the accumulated DROP benefits and begin receiving their monthly retirement benefit (in the same amount determined at retirement adjusted, if applicable, by annual cost of living increases).

The System publishes an annual report that provides 10-year historical trend information about progress made in accumulating sufficient assets to pay benefits when due. This report may be obtained by writing to Division of Retirement, Research and Education Section, 1317 Winewood Boulevard, Building 8, Tallahassee, Florida 32399-1560, or by calling (877) 377-1737 or by accessing their internet site at: http://dms.myforida.com/human_resource_support/retirement/publications/system_information/annual_reports.

(Continued)

PINELLAS COUNTY, FLORIDA
PROPERTY APPRAISER
NOTES TO FINANCIAL STATEMENTS
September 30, 2020

NOTE 4 - EMPLOYEE RETIREMENT PLAN (Continued)

The Property Appraiser is required to contribute an actuarially determined rate. The contribution requirements of the Property Appraiser are established and may be amended by the State of Florida. The contribution rates are established by fiscal year, beginning each July 1. The contribution rates by job class were as follows: elected county officers 48.82%, regular 8.47%, senior management 25.41%, and DROP employees 14.60% from October 1, 2019 through June 30, 2020; and elected county officers 49.18%, regular 10.00%, senior management 27.29%, and DROP employees 16.98% from July 1, 2020 through September 30, 2020. The Property Appraiser's contributions to the plan for the years ended September 30, 2020 and 2019 were \$943,713 and \$868,627, respectively, equal to the required contributions for each year. This represents 12.23% and 11.78% of covered payroll, respectively. The Property Appraiser's portion of the net pension liability and the associated footnotes are not reported in the financial statements of the Property Appraiser, but are reported in the basic financial statements of the County.

NOTE 5 - OTHER POST-EMPLOYMENT HEALTH CARE BENEFITS (OPEB) PLAN

Plan Description: The Property Appraiser participates in a single-employer defined benefit health care plan that covers eligible retirees of the Board, all constitutional officers with the exception of the Sheriff, and the Pinellas County Planning Council. The Board administers the plan and establishes the benefits. The health care plan does not issue a stand-alone financial report; however, additional actuarial information regarding the plan as a whole is disclosed in the notes to the financial statements of the County.

The County pays a percentage of the premium for medical and dental insurance for former employees with at least ten years of service who retired prior to October 1, 2004, equivalent to that paid for active employees. For non-Medicare eligible retirees, employees enrolled in DROP and those within five years of normal System retirement prior to October 1, 2004, with 10 years of service, the County will continue funding at the same level as active employees. For employees not part of the previously mentioned groups who retire on or after October 1, 2004, a health insurance subsidy based on length of service will be provided. The subsidy will range from 25.00% of the premium for ten years' service, increasing by 3.33% per year of service to 75.00% for 25 years or more, calculated on the single premium of the lowest cost plan.

Funding Policy: The contribution requirements of the plan members and the employers are established and may be amended by the County. The plans are financed on a pay-as-you-go basis. Participating agencies contribute an additional amount per each active employee to fund retiree health care. The Property Appraiser contributed \$427,192 to the plan during fiscal year 2020 to fund OPEB benefits.

The annual other postemployment benefit cost for both plans is calculated based on the Actuarial Accrued Liability contribution of the employer (AAL), an amount actuarially determined in accordance with GASB 75. The AAL represents a level of funding that, if paid on an ongoing basis, is projected to cover normal cost each year and amortize any unfunded actuarial liabilities over a period not to exceed 30 years. An actuarial valuation on the plan as a whole was performed as of October 1, 2019. The notes to the financial statements and required supplemental information of the County disclose additional information regarding the OPEB plan as a whole.

(Continued)

PINELLAS COUNTY, FLORIDA
PROPERTY APPRAISER
NOTES TO FINANCIAL STATEMENTS
September 30, 2020

NOTE 6 - RELATED-PARTY TRANSACTIONS

The Property Appraiser incurred costs and charges to the Board during the year ended September 30, 2020 for various services as follows:

Health insurance	\$ 2,512,129
Workers' compensation (Risk Mgt)	<u>170,690</u>
	<u>\$ 2,682,819</u>

The Board provided funding for the Property Appraiser that amounted to \$12,573,456 for the year ended September 30, 2020. At September 30, 2020, the Property Appraiser had a payable due to the Board of \$417,441, comprised of the following:

Distribution of excess fees	\$ 295,307
Amounts due for various services	<u>122,134</u>
Total due to the Board	<u>\$ 417,441</u>

The Property Appraiser also recorded a due from the Board for the year ended September 30, 2020 of \$1,349 for the funding not received prior to year-end.

The Property Appraiser also recorded a payable due to the Clerk of the Circuit Court and Comptroller for printing, freight, postage and scanning services of \$1,620.

NOTE 7 - RISK MANAGEMENT

The County is exposed to various risks of loss, including but not limited to general liability, property and casualty, auto and physical damage, and workers' compensation. The County is substantially self-insured and accounts for and finances its risks of uninsured loss through an internal service fund. All liabilities associated with these self-insured risks are reported in the basic financial statements of the County. During the year ended September 30, 2020, the Property Appraiser was charged \$170,690 by the County for participation in the risk management program.

Under this self-insured program, the County provides coverage for up to \$1.5 million per claim for workers' compensation, auto, and general liability and claims under the self-insurance risk management fund. The County also has purchased outside excess coverage for up to \$15 million in the aggregate. Negligence claims in excess of the statutory limits set in Section 768.28, *Florida Statutes*, which provide for limited sovereign immunity of \$200,000/\$300,000 per occurrence can only be recovered through an act of the State Legislature. There have been no significant reductions in insurance coverage in the last year. Settled claims have not exceeded commercial coverage in the last three years.

The County is also self-insured for medical and dental claims covering all of its employees and their eligible dependents. As required by Section 112.081, *Florida Statutes*, retirees and their eligible dependents are provided the same health care coverage as is offered to active employees at the same premium cost (borne by the retiree) applicable to active employees. No excess insurance coverage has been acquired for these claims. An actuarial valuation is performed each year to estimate the amount needed to pay prior and future claims and to establish reserves.

(Continued)

PINELLAS COUNTY, FLORIDA
PROPERTY APPRAISER
NOTES TO FINANCIAL STATEMENTS
September 30, 2020

NOTE 8 - CLAIMS AND CONTINGENCIES

Litigation: The Property Appraiser is involved as a defendant or plaintiff in certain litigation and claims arising from the ordinary course of operations. In the opinion of the Property Appraiser and legal counsel, the range of potential recoveries or liabilities will not materially affect the financial position of the Property Appraiser as of September 30, 2020, or changes in its financial position for the year then ended.

NOTE 9 - RECENT EVENTS

In December 2019, a novel strain of coronavirus ("COVID-19") surfaced in Wuhan, China and has spread around the world resulting in business and social disruption. COVID-19 was declared a Public Health Emergency of International Concern by the World Health Organization of January 30, 2020. The COVID-19 pandemic has developed rapidly in 2020, with a significant number of cases. Measures taken by various governments to contain the virus have affected economic activity. The Property Appraiser has taken a number of measures to monitor and mitigate the effects of COVID-19, such as safety and health measures for employees (such as social distancing and working from home).

At this stage, the impact on the Property Appraiser's business and results has not been significant and based on experience to date the Property Appraiser expects this to remain the case. In FY20 the Property Appraiser did experience an increase in non-budgeted office, safety supplies and computer equipment of approximately \$100,000 to set employees up with work from home workstations. The Property Appraiser does anticipate additional costs over the next 3 years to maintain and/or replace this equipment. This will likely be an alternate work environment for employees during future state emergencies and employee situations by exception.

The extent to which COVID-19 may impact operating activities or business results will depend on future developments, such as the emergence of new information concerning the severity of the spread of the virus and actions required to contain and treat the virus, which are highly uncertain and cannot be predicted.

REQUIRED SUPPLEMENTARY INFORMATION

PINELLAS COUNTY, FLORIDA
PROPERTY APPRAISER
SCHEDULE OF REVENUES, EXPENDITURES, AND CHANGES IN FUND BALANCE –
BUDGET TO ACTUAL (BUDGETARY BASIS) – GENERAL FUND
Year Ended September 30, 2020

	Budget		Actual	Variance with Final Budget Positive (Negative)
	Original	Final		
Revenues				
Pinellas County, Florida				
Board of County Commissioners	\$ 12,573,456	\$ 12,573,456	\$ 12,573,456	\$ -
Other taxing districts	1,490,761	1,490,761	1,490,761	-
Interest	-	-	14,061	14,061
Other	-	-	2,115	2,115
Total revenues	<u>14,064,217</u>	<u>14,064,217</u>	<u>14,080,393</u>	<u>16,176</u>
Expenditures				
General government				
Salaries and benefits	12,819,297	12,367,527	12,093,933	273,594
Postage	147,730	148,380	141,780	6,600
Communications	24,700	26,660	26,653	7
Printing and reproduction	15,000	15,000	3,856	11,144
Repairs and maintenance	505,758	612,068	602,807	9,261
Travel	32,217	22,557	20,439	2,118
Office materials and supplies	60,500	191,380	191,362	18
Rentals and leases	50,000	50,000	48,659	1,341
Association dues	32,600	32,600	29,965	2,635
Education and training	124,715	121,765	119,678	2,087
Accounting services	20,000	20,000	19,400	600
Professional services	219,700	315,010	314,897	113
Capital outlay	12,000	141,270	136,644	4,626
Total expenditures	<u>14,064,217</u>	<u>14,064,217</u>	<u>13,750,073</u>	<u>314,144</u>
Excess of revenues over expenditures	<u>-</u>	<u>-</u>	<u>330,320</u>	<u>330,320</u>
Other financing uses				
Distribution of excess fees to Pinellas County, Florida Board of County Commissioners	-	-	(295,307)	(295,307)
Distribution of excess fees to other taxing districts	-	-	(35,013)	(35,013)
Total other financing uses	<u>-</u>	<u>-</u>	<u>(330,320)</u>	<u>(330,320)</u>
Excess of revenues over expenditures and other financing uses	<u>\$ -</u>	<u>\$ -</u>	<u>\$ -</u>	<u>\$ -</u>

See accompanying note

PINELLAS COUNTY, FLORIDA
PROPERTY APPRAISER
NOTE TO REQUIRED SUPPLEMENTARY INFORMATION
Year Ended September 30, 2020

NOTE 1 - SUMMARY OF SIGNIFICANT ACCOUNTING POLICIES - BUDGETARY PROCESS

Section 195.087, *Florida Statutes*, governs the preparation, adoption, and administration of the Pinellas County, Florida Property Appraiser's (the "Property Appraiser") annual budget. The Property Appraiser prepares a budget for the general fund and submits it to the Florida Department of Revenue for approval. A copy of the approved budget is provided to the Board of County Commissioners. Any subsequent amendments must be approved by the Florida Department of Revenue. The annual budget serves as the legal authorization for expenditures. Expenditures may not legally exceed appropriations at the fund level. Appropriations lapse at year-end. Budgetary control is maintained at the departmental major object expenditure level. Budgetary changes within major object expenditure categories are made at the discretion of the Property Appraiser.

The original budget is the first complete appropriated budget. The final budget is the original budget adjusted by all reserves, transfers, allocations, supplemental appropriations, and other legally authorized changes applicable to the fiscal year, whenever legally authorized.

The Property Appraiser's budget is prepared under a basis of accounting that differs from accounting principles generally accepted in the United States of America (GAAP). Certain long-term unappropriated capital outlay obligations entered into by the Property Appraiser are not recognized as a liability under the budgetary basis of accounting; however, the entire obligation is recognized under GAAP, and debt service payments, capital outlays, and other financing sources are recorded as appropriate.

There is also a difference between the budgetary basis of accounting and GAAP in the treatment of unused fee distributions to entities outside of Pinellas County, Florida's (the "County") financial reporting entity. On a budgetary basis, distributions of unused fees are reported as other financing uses. On a GAAP basis, these distributions are reported as expenditures because there is a reduction in the new financial resources of the County.

COMPLIANCE REPORTS

**INDEPENDENT AUDITOR'S REPORT ON INTERNAL CONTROL OVER
FINANCIAL REPORTING AND ON COMPLIANCE AND OTHER MATTERS BASED ON
AN AUDIT OF FINANCIAL STATEMENTS PERFORMED IN ACCORDANCE WITH GOVERNMENT
AUDITING STANDARDS**

The Honorable Mike Twitty, Property Appraiser
Pinellas County, Florida
Clearwater, Florida

We have audited, in accordance with the auditing standards generally accepted in the United States of America and the standards applicable to financial audits contained in *Government Auditing Standards* issued by the Comptroller General of the United States, the financial statements of the general fund of the Pinellas County, Florida Property Appraiser (the "Property Appraiser"), as of and for the year ended September 30, 2020, and the related notes to the financial statements, which collectively comprise the Property Appraiser's financial statements, and have issued our report thereon dated December 18, 2020. As discussed in Note 1, the financial statements were prepared for the purpose of complying with the financial reporting provisions of Section 218.39, *Florida Statutes*, and Chapter 10.550, *Rules of the Auditor General*, and are not intended to be a complete presentation of Pinellas County, Florida Property Appraiser's assets, liabilities, revenues or expenses. Our opinion is not modified with respect to this matter.

Internal Control Over Financial Reporting

In planning and performing our audit of the financial statements, we considered the Property Appraiser's internal control over financial reporting (internal control) as a basis for designing audit procedures that are appropriate in the circumstances for the purpose of expressing our opinion on the financial statements, but not for the purpose of expressing an opinion on the effectiveness of the Property Appraiser's internal control. Accordingly, we do not express an opinion on the effectiveness of the Property Appraiser's internal control.

A deficiency in internal control exists when the design or operation of a control does not allow management or employees, in the normal course of performing their assigned functions, to prevent, or detect and correct, misstatements on a timely basis. A *material weakness* is a deficiency, or a combination of deficiencies, in internal control, such that there is a reasonable possibility that a material misstatement of the entity's financial statements will not be prevented, or detected and corrected on a timely basis. A *significant deficiency* is a deficiency, or a combination of deficiencies, in internal control that is less severe than a material weakness, yet important enough to merit attention by those charged with governance.

Our consideration of internal control was for the limited purpose described in the first paragraph of this section and was not designed to identify all deficiencies in internal control that might be material weaknesses or significant deficiencies. Given these limitations, during our audit we did not identify any deficiencies in internal control that we consider to be material weaknesses. However, material weaknesses may exist that have not been identified.

Compliance and Other Matters

As part of obtaining reasonable assurance about whether the Property Appraiser's financial statements are free from material misstatement, we performed tests of its compliance with certain provisions of laws, regulations, contracts, and grant agreements, noncompliance with which could have a direct and material effect on the financial statements. However, providing an opinion on compliance with those provisions was not an objective of our audit, and accordingly, we do not express such an opinion. The results of our tests disclosed no instances of noncompliance or other matters that are required to be reported under *Government Auditing Standards*.

Purpose of this Report

The purpose of this report is solely to describe the scope of our testing of internal control over financial reporting and compliance and the results of that testing, and not to provide an opinion on the effectiveness of the entity's internal control or on compliance. This report is an integral part of an audit performed in accordance with *Government Auditing Standards* in considering the entity's internal control and compliance. Accordingly, this communication is not suitable for any other purpose.



Crowe LLP

Tampa, Florida
December 18, 2020

MANAGEMENT LETTER ON INTERNAL CONTROL AND STATE FINANCIAL REPORTING REQUIREMENTS

The Honorable Mike Twitty, Property Appraiser
Pinellas County, Florida
Clearwater, Florida

Report on the Financial Statements

We have audited the financial statements of the general fund of the Pinellas County, Florida Property Appraiser (the "Property Appraiser"), as of and for the year ended September 30, 2020, and the related notes to the financial statements, which collectively comprise the Property Appraiser's financial statements, and have issued our report thereon dated December 18, 2020. As discussed in Note 1, the financial statements were prepared for the purpose of complying with the financial reporting provisions of Section 218.39, *Florida Statutes*, and Chapter 10.550, *Rules of the Auditor General*, and are not intended to be a complete presentation of Pinellas County, Florida Property Appraiser's assets, liabilities, revenues or expenditures. Our opinion is not modified with respect to this matter.

Auditor's Responsibility

We conducted our audit in accordance with auditing standards generally accepted in the United States of America; the standards applicable to financial audits contained in *Government Auditing Standards*, issued by the Comptroller General of the United States; and Chapter 10.550, *Rules of the Auditor General*.

Other Reporting Requirements

We have issued our Independent Auditor's Report on Internal Control over Financial Reporting and on Compliance and Other Matters Based on an Audit of Financial Statements Performed in Accordance with *Government Auditing Standards*; and Independent Accountant's Report on an examination conducted in accordance with *AICPA Professional Standards*, AT-C Section 315, regarding compliance requirements in accordance with Chapter 10.550, *Rules of the Auditor General*. Disclosures in those reports, which are dated December 18, 2020, should be considered in conjunction with this management letter.

Prior Audit Findings

Section 10.554(1)(i)1., *Rules of the Auditor General*, requires that we determine whether or not corrective actions have been taken to address findings and recommendations made in the preceding annual financial audit report. There were no findings and recommendations reported in the preceding annual financial audit

Financial Management

Section 10.554(1)(i)2., *Rules of the Auditor General*, requires that we communicate any recommendations to improve financial management. In connection with our audit, we did not have any such recommendations.

Additional Matters

Section 10.554(1)(i)3., *Rules of the Auditor General*, requires that we address noncompliance with provisions of contracts or grant agreements, or abuse, that have occurred, or are likely to have occurred, that have an effect on the financial statements that is less than material but which warrants the attention of those charged with governance. In connection with our audit, we did not have any such findings.

Purpose of this Letter

Our management letter is intended solely for the information and use of the Legislative Auditing Committee, members of the Florida Senate and the Florida House of Representatives, the Auditor General of the State of Florida, the Property Appraiser, and applicable management and is not intended to be and should not be used by anyone other than these specified parties.

A handwritten signature in black ink that reads "Crowe LLP". The signature is written in a cursive, flowing style.

Crowe LLP

Tampa, Florida
December 18, 2020

**INDEPENDENT ACCOUNTANT'S REPORT ON COMPLIANCE WITH
SECTION 218.415, FLORIDA STATUTES**

The Honorable Mike Twitty, Property Appraiser
Pinellas County, Florida
Clearwater, Florida

We have examined the Pinellas County, Florida Property Appraiser's (the "Property Appraiser") compliance with Section 218.415, *Florida Statutes*, concerning the investment of public funds during the year ended September 30, 2020. Management of the Property Appraiser is responsible for the Property Appraiser's compliance with those specific requirements. Our responsibility is to express an opinion on the Property Appraiser's compliance with the specified requirements based on our examination.

Our examination was conducted in accordance with attestation standards established by the American Institute of Certified Public Accountants and the standards applicable to attestation engagements contained in *Government Auditing Standards* issued by the Comptroller General of the United States. Those standards require that we plan and perform the examination to obtain reasonable assurance about whether the Property Appraiser complied, in all material respects, with the specified requirements referenced above. An examination involves performing procedures to obtain evidence about whether the Property Appraiser complied with the specified requirements. The nature, timing, and extent of the procedures selected depend on our judgment, including an assessment of the risks of material noncompliance, whether due to fraud or error. We believe that the evidence we obtained is sufficient and appropriate to provide a reasonable basis for our opinion.

Our examination does not provide a legal determination on the Property Appraiser's compliance with specified requirements.

In our opinion, the Property Appraiser complied, in all material respects, with the requirements contained in Section 218.415, *Florida Statutes*, during the year ended September 30, 2020.

The purpose of this report is solely to comply with Chapter 10.550, *Rules of the Florida Auditor General*. Accordingly, this report is not suitable for any other purpose.



Crowe LLP

Tampa, Florida
December 18, 2020

**PINELLAS COUNTY, FLORIDA
SHERIFF**

FINANCIAL STATEMENTS

September 30, 2020
*(With Summarized Financial Information
for the year ended September 30, 2019)*

PINELLAS COUNTY, FLORIDA SHERIFF
Largo, Florida

FINANCIAL STATEMENTS
September 30, 2020
*(With Summarized Financial Information
for the year ended September 30, 2019)*

CONTENTS

INDEPENDENT AUDITOR'S REPORT	1
FINANCIAL STATEMENTS	
BALANCE SHEET – GOVERNMENTAL FUNDS	4
STATEMENT OF REVENUES, EXPENDITURES, AND CHANGES IN FUND BALANCES – GOVERNMENTAL FUNDS	5
STATEMENT OF NET POSITION – INTERNAL SERVICE FUND	6
STATEMENT OF REVENUES, EXPENSES, AND CHANGES IN NET POSITION – INTERNAL SERVICE FUND	7
STATEMENT OF CASH FLOWS – INTERNAL SERVICE FUND	8
BALANCE SHEET – AGENCY FUNDS	9
NOTES TO FINANCIAL STATEMENTS	10
REQUIRED SUPPLEMENTARY INFORMATION	
SCHEDULE OF REVENUES, EXPENDITURES, AND CHANGES IN FUND BALANCE – BUDGET AND ACTUAL (GAAP BASIS) – GENERAL FUND	27
SCHEDULE OF REVENUES, EXPENDITURES, AND CHANGES IN FUND BALANCES – BUDGET AND ACTUAL (GAAP BASIS) – COMMISSARY FUND	28
SCHEDULE OF REVENUES, EXPENDITURES, AND CHANGES IN FUND BALANCES – BUDGET AND ACTUAL (GAAP BASIS) – FLORIDA DEPARTMENT OF CHILDREN AND FAMILIES FUND	29
SCHEDULE OF REVENUES, EXPENDITURES, AND CHANGES IN FUND BALANCES – BUDGET AND ACTUAL (GAAP BASIS) – SECONDARY EMPLOYMENT FUND	30
NOTE TO THE REQUIRED SUPPLEMENTARY INFORMATION	31
SCHEDULE OF CHANGES IN THE TOTAL OPEB LIABILITY AND RELATED RATIOS	32

PINELLAS COUNTY, FLORIDA SHERIFF
Largo, Florida

FINANCIAL STATEMENTS
September 30, 2020
*(With Summarized Financial Information
for the year ended September 30, 2019)*

CONTENTS (Continued)

OTHER FINANCIAL INFORMATION

SCHEDULE OF REVENUES, EXPENDITURES, AND CHANGES IN FUND BALANCES – BUDGET AND ACTUAL (GAAP BASIS) – CAPITAL EQUIPMENT FUND	33
COMBINING BALANCE SHEET – NON-MAJOR SPECIAL REVENUE FUNDS.....	35
COMBINING STATEMENT OF REVENUES, EXPENDITURES, AND CHANGES IN FUND BALANCES – NON-MAJOR SPECIAL REVENUE FUNDS	36
SCHEDULE OF REVENUES, EXPENDITURES, AND CHANGES IN FUND BALANCES – BUDGET AND ACTUAL – PINELLAS POLICE STANDARDS COUNCIL FUND.....	37
SCHEDULE OF REVENUES, EXPENDITURES, AND CHANGES IN FUND BALANCES – BUDGET AND ACTUAL – PRIVATE CIVIL PROCESS FUND.....	38
SCHEDULE OF REVENUES, EXPENDITURES, AND CHANGES IN FUND BALANCES – BUDGET AND ACTUAL – MISCELLANEOUS OPERATIONS FUND	39
SCHEDULE OF REVENUES, EXPENDITURES, AND CHANGES IN FUND BALANCES – BUDGET AND ACTUAL – EXPLORER POST 900 FUND	40
SCHEDULE OF REVENUES, EXPENDITURES, AND CHANGES IN FUND BALANCES – BUDGET AND ACTUAL – SHERIFF'S COMMUNITY CONNECTION FUND	41
SCHEDULE OF REVENUES, EXPENDITURES, AND CHANGES IN FUND BALANCES – BUDGET AND ACTUAL – RIDE AND RUN WITH THE STARS FUND	42
COMBINING BALANCE SHEET – AGENCY FUNDS	43
COMBINING STATEMENT OF CHANGES IN ASSETS AND LIABILITIES – AGENCY FUNDS.....	44

COMPLIANCE REPORTS

INDEPENDENT AUDITOR'S REPORT ON INTERNAL CONTROL OVER FINANCIAL REPORTING AND ON COMPLIANCE AND OTHER MATTERS BASED ON AN AUDIT OF FINANCIAL STATEMENTS PERFORMED IN ACCORDANCE WITH GOVERNMENT AUDITING STANDARDS	46
SCHEDULE OF FINDINGS AND RESPONSES.....	48
MANAGEMENT LETTER	49
INDEPENDENT ACCOUNTANT'S REPORT ON COMPLIANCE WITH SECTION 218.415, FLORIDA STATUTES.....	51

INDEPENDENT AUDITOR'S REPORT

Sheriff Bob Gualtieri
Pinellas County, Florida Sheriff
Largo, Florida

Report on the Financial Statements

We have audited the accompanying financial statements of each major fund and the aggregate remaining fund information of the Pinellas County, Florida Sheriff (the "Sheriff"), a component unit of Pinellas County, Florida (County) as of and for the year ended September 30, 2020, and the related notes to the financial statements, as listed in the table of contents.

Management's Responsibility for the Financial Statements

Management is responsible for the preparation and fair presentation of these financial statements in accordance with accounting principles generally accepted in the United States of America; this includes the design, implementation, and maintenance of internal control relevant to the preparation and fair presentation of financial statements that are free from material misstatement, whether due to fraud or error.

Auditor's Responsibility

Our responsibility is to express opinions on these financial statements based on our audit. We conducted our audit in accordance with auditing standards generally accepted in the United States of America and the standards applicable to financial audits contained in *Government Auditing Standards*, issued by the Comptroller General of the United States. Those standards require that we plan and perform the audit to obtain reasonable assurance about whether the financial statements are free from material misstatement.

An audit involves performing procedures to obtain audit evidence about the amounts and disclosures in the financial statements. The procedures selected depend on the auditor's judgment, including the assessment of the risks of material misstatement of the financial statements, whether due to fraud or error. In making those risk assessments, the auditor considers internal control relevant to the entity's preparation and fair presentation of the financial statements in order to design audit procedures that are appropriate in the circumstances, but not for the purpose of expressing an opinion on the effectiveness of the entity's internal control. Accordingly, we express no such opinion. An audit also includes evaluating the appropriateness of accounting policies used and the reasonableness of significant accounting estimates made by management, as well as evaluating the overall presentation of the financial statements.

We believe that the audit evidence we have obtained is sufficient and appropriate to provide a basis for our audit opinions.

Opinions

In our opinion, the financial statements referred to above present fairly, in all material respects, the respective financial position of each major fund and the aggregate remaining fund information of the Sheriff, as of September 30, 2020, and the respective changes in financial position and, where applicable, cash flows thereof for the year then ended in accordance with accounting principles generally accepted in the United States of America.

Emphasis of Matter

As discussed in Note 1, the financial statements were prepared for the purpose of complying with the financial reporting provisions of Section 218.39, *Florida Statutes*, and Chapter 10.557(3), *Rules of the Auditor General*. The financial statements present only each major fund and the aggregate remaining fund information and do not purport to, and do not, present fairly the financial position of the Sheriff, as of September 30, 2020, the changes in its financial position or, where applicable, its cash flows for the year then ended in accordance with accounting principles generally accepted in the United States of America. Our opinions are not modified with respect to this matter.

Other Matters

Report on Summarized Comparative Information

We have previously audited the Sheriff's 2019 financial statements, and we expressed unmodified audit opinions on the respective financial statements of each major fund and the aggregate remaining fund information in our report dated January 6, 2020. In our opinion, the summarized comparative information presented herein as of and for the year ended September 30, 2019 is consistent, in all material respects, with the audited financial statements from which it has been derived.

Required Supplementary Information

Accounting principles generally accepted in the United States of America require that the budgetary comparison schedules and schedule of changes in the total OPEB liability and related ratios on pages 27 through 32 be presented to supplement the financial statements. Such information, although not a part of the financial statements, is required by the Governmental Accounting Standards Board who considers it to be an essential part of financial reporting for placing the financial statements in an appropriate operational, economic, or historical context. We have applied certain limited procedures to the required supplementary information in accordance with auditing standards generally accepted in the United States of America, which consisted of inquiries of management about the methods of preparing the information and comparing the information for consistency with management's responses to our inquiries, the financial statements, and other knowledge we obtained during our audit of the financial statements. We do not express an opinion or provide any assurance on the information because the limited procedures do not provide us with sufficient evidence to express an opinion or provide any assurance.

Supplementary Information

Our audit was conducted for the purpose of forming opinions on the financial statements that collectively comprise the Sheriff's financial statements. The other financial information on pages 33 through 45 is presented for purposes of additional analysis and are not a required part of the financial statements.

The other financial information on pages 33 through 45 are the responsibility of management and were derived from and relate directly to the underlying accounting and other records used to prepare the financial statements. Such information has been subjected to the auditing procedures applied in the audit of the financial statements and certain additional procedures, including comparing and reconciling such information directly to the underlying accounting and other records used to prepare the financial statements or to the financial statements themselves, and other additional procedures in accordance with auditing standards generally accepted in the United States of America. In our opinion, the other financial information on pages 33 through 45 are fairly stated, in all material respects, in relation to the financial statements as a whole.

Restriction on Use

Our report is intended solely for the information and use of the Sheriff, the Board of County Commissioners of Pinellas County, Florida, and the Auditor General of the State of Florida, and is not intended to be and should not be used by anyone other than these specified parties.

Other Reporting Required by *Government Auditing Standards*

In accordance with *Government Auditing Standards*, we have also issued our report dated January 12, 2021 on our consideration of the Sheriff's internal control over financial reporting and on our tests of its compliance with certain provisions of laws, regulations, contracts, and grant agreements and other matters. The purpose of that report is solely to describe the scope of our testing of internal control over financial reporting and compliance and the results of that testing, and not to provide an opinion on the effectiveness of the Sheriff's internal control over financial reporting or on compliance. That report is an integral part of an audit performed in accordance with *Government Auditing Standards* in considering the Sheriff's internal control over financial reporting and compliance.



Crowe LLP

Tampa, Florida
January 12, 2021

PINELLAS COUNTY, FLORIDA SHERIFF
BALANCE SHEET – GOVERNMENTAL FUNDS

September 30, 2020

(With Summarized Financial Information for the Year Ended September 30, 2019)

	General Fund	Commissary Fund	Florida Dept. of Children and Families Fund	Secondary Employment Fund	Capital Equipment Fund	Nonmajor Special Revenue Funds	Totals	
							2020	2019
ASSETS								
Cash and cash equivalents	\$ 17,896,911	\$ 2,247,712	\$ 893,883	\$ 399,868	\$ 2,342,178	\$ 1,054,939	\$ 24,835,491	\$ 23,917,303
Investments						21,422	21,422	22,086
Accounts receivable	45,054	83,198	-	14,683	-	-	142,935	225,529
Due from Pinellas County, Florida								
Board of County Commissioners	22,446,470	-	-	43,846	-	100,801	22,591,117	21,419,628
Due from other governments	1,851,423	-	-	14,384	-	-	1,865,807	1,515,913
Due from other funds						-	-	887,747
Inventory	1,334,434	-	-	-	5,083	-	1,339,517	1,782,865
Other assets	82,673	-	-	-	-	-	82,673	215,799
Total assets	\$ 43,656,965	\$ 2,330,910	\$ 893,883	\$ 472,781	\$ 2,347,261	\$ 1,177,162	\$ 50,878,962	\$ 49,986,870
LIABILITIES, DEFERRED INFLOWS OF RESOURCES AND FUND BALANCES								
Liabilities:								
Accounts payable and accrued expenses	\$ 2,462,660	\$ 63,912	\$ 22,502	\$ 3,023	\$ 252,784	\$ 29,305	\$ 2,834,186	\$ 2,808,435
Accrued salaries and fringe benefits	10,739,659	98,887	356,558	96,762	-	11,665	11,303,531	9,793,206
Unearned revenue	-	636,767	-	18,083	-	-	654,850	697,744
Due to Pinellas County, Florida								
Board of County Commissioners	2,361,828	-	-	-	-	-	2,361,828	2,313,085
Due to Pinellas County, Florida								
Clerk of the Circuit Court	35,588	133	-	-	-	-	35,721	30,198
Due to other governments	277,857	3,531	1,502	8,359	-	-	291,249	227,652
Due to other funds	26,444,939	-	-	-	-	-	26,444,939	22,211,596
Other current liabilities	-	-	-	-	-	54,228	54,228	7,148
Total liabilities	42,322,531	803,230	380,562	126,227	252,784	95,198	43,980,532	38,089,064
Deferred inflows of resources:								
Advanced grant funding	-	-	513,321	-	-	-	513,321	72,591
Total deferred inflows of resources	-	-	513,321	-	-	-	513,321	72,591
Fund balances:								
Nonspendable:								
Inventory	1,334,434	-	-	-	5,083	-	1,339,517	1,782,865
Spendable:								
Restricted	-	1,527,680	-	346,554	2,089,394	1,081,964	5,045,592	10,042,350
Total fund balances	1,334,434	1,527,680	-	346,554	2,094,477	1,081,964	6,385,109	11,825,215
Total liabilities, deferred inflows of resources and fund balances	\$ 43,656,965	\$ 2,330,910	\$ 893,883	\$ 472,781	\$ 2,347,261	\$ 1,177,162	\$ 50,878,962	\$ 49,986,870

See accompanying notes to financial statements.

PINELLAS COUNTY, FLORIDA SHERIFF
STATEMENT OF REVENUES, EXPENDITURES AND
CHANGES IN FUND BALANCES – GOVERNMENTAL FUNDS

Year Ended September 30, 2020

(With Summarized Financial Information for the Year Ended September 30, 2019)

	General Fund	Commissary Fund	Florida Dept. of Children and Families Fund	Secondary Employment Fund	Capital Equipment Fund	Nonmajor Special Revenue Funds	Totals	
							2020	2019
Revenues:								
Program revenue	\$ -	\$ -	\$ 11,904,886	\$ -	\$ -	\$ 148,128	\$ 12,053,014	\$ 12,875,998
Traffic fine revenue	-	-	-	-	-	122,332	122,332	148,931
Charges for services	-	-	-	1,944,507	-	230,548	2,175,055	3,264,460
Merchandise sales	-	1,667,021	-	-	-	-	1,667,021	1,745,357
Inmate phones	-	1,454,286	-	-	-	-	1,454,286	1,475,779
Interest and other revenue	933,315	50,423	-	3,742	40,920	1,751,984	2,780,384	2,158,659
Total revenues	<u>933,315</u>	<u>3,171,730</u>	<u>11,904,886</u>	<u>1,948,249</u>	<u>40,920</u>	<u>2,252,992</u>	<u>20,252,092</u>	<u>21,669,184</u>
Expenditures:								
Salaries:								
Sheriff	174,475	-	-	-	-	-	174,475	173,726
Deputies and assistants	174,945,746	1,527,733	7,388,915	1,807,264	-	238,925	185,908,583	180,637,384
Employee fringe benefits	102,196,153	767,884	3,024,160	190,709	-	70,774	106,249,680	94,349,071
Operating expenditures:								
Professional services	5,947,061	13,274	30,483	-	-	1,390	5,992,208	5,466,967
Accounting and auditing	48,511	2,815	-	-	-	-	51,326	50,970
Other contractual services	11,934,005	21,141	45,661	1,650	-	344,583	12,347,040	12,506,951
Investigations	224,310	-	-	-	-	2,475	226,785	277,544
Travel and per diem	233,085	711	6,174	-	-	16,781	256,751	421,307
Communication services	888,415	114,998	119,690	-	-	5,211	1,128,314	1,142,042
Transportation	90,227	-	-	-	-	2,875	93,102	95,840
Utilities	16,410	-	-	-	-	-	16,410	15,881
Rentals and leases	407,686	13,079	500,237	-	-	3,963	924,965	573,466
Insurance	1,253,613	707	108	-	-	723	1,255,151	1,368,207
Repairs and maintenance	2,326,503	-	52,998	-	-	-	2,379,501	2,588,717
Printing and binding	41,347	574	5,957	-	-	1,180	49,058	64,327
Promotional activities	206,351	-	234	-	-	278,297	484,882	458,594
Other charges and obligations	2,771,538	1,260	23,089	10,914	-	1,413	2,808,214	3,288,655
Office supplies	1,698,770	9,589	28,941	120	-	1,396	1,738,816	2,076,584
Operating supplies	5,296,909	89,390	98,055	-	-	61,959	5,546,313	6,081,656
Books, publications, and dues	220,279	40,640	-	-	-	430	261,349	244,482
Training	552,908	1,726	466,897	-	-	795	1,022,326	875,261
Indirect costs	-	-	17,770	-	-	-	17,770	252,508
Capital outlay	3,121,871	6,250	95,517	-	5,337,149	1,417,902	9,978,689	11,571,361
Debt Service-principal and interest	6,222,052	-	-	-	-	-	6,222,052	5,449,612
Total expenditures	<u>320,818,225</u>	<u>2,611,771</u>	<u>11,904,886</u>	<u>2,010,657</u>	<u>5,337,149</u>	<u>2,451,072</u>	<u>345,133,760</u>	<u>330,031,113</u>
Excess (deficiency) of revenues over (under) expenditures	<u>(319,884,910)</u>	<u>559,959</u>	<u>-</u>	<u>(62,408)</u>	<u>(5,296,229)</u>	<u>(198,080)</u>	<u>(324,881,668)</u>	<u>(308,361,929)</u>
Other financing sources (uses):								
Transfers in:								
Pinellas County, Florida Board of County Commissioners appropriations	319,831,355	-	-	-	-	-	319,831,355	301,761,050
Installment Contract Proceeds	-	-	-	-	-	-	-	14,200,000
Sale of Surplus Property	264,051	-	-	-	-	-	264,051	98,913
Transfers out:								
Distribution of excess appropriations to Pinellas County, Florida Board of County Commissioners	(210,496)	-	-	-	-	-	(210,496)	(1,029,891)
Total other financing sources (uses)	<u>319,884,910</u>	<u>-</u>	<u>-</u>	<u>-</u>	<u>-</u>	<u>-</u>	<u>319,884,910</u>	<u>315,030,072</u>
Net change in fund balance	<u>-</u>	<u>559,959</u>	<u>-</u>	<u>(62,408)</u>	<u>(5,296,229)</u>	<u>(198,080)</u>	<u>(4,996,758)</u>	<u>6,668,143</u>
Fund balances – beginning of year	1,261,868	967,721	-	408,962	7,906,620	1,280,044	11,825,215	4,817,374
Increase (decrease) in reserve for prepaids	-	-	-	-	-	-	-	(338,324)
Increase (decrease) in reserve for inventory	72,566	-	-	-	(515,914)	-	(443,348)	678,022
Fund balances – end of year	<u>\$ 1,334,434</u>	<u>\$ 1,527,680</u>	<u>\$ -</u>	<u>\$ 346,554</u>	<u>\$ 2,094,477</u>	<u>\$ 1,081,964</u>	<u>\$ 6,385,109</u>	<u>\$ 11,825,215</u>

See accompanying notes to financial statements.

PINELLAS COUNTY, FLORIDA SHERIFF
STATEMENT OF NET POSITION - INTERNAL SERVICE FUND
September 30, 2020
(With Summarized Financial Information for the Year Ended September 30, 2019)

	<u>September 30</u>	
	<u>2020</u>	<u>2019</u>
Assets		
Cash and cash equivalents	\$ 11,954,122	\$ 6,323,380
Investments	7,619,863	7,288,743
Accounts receivable	581,413	316,633
Due from other funds	26,444,939	22,211,596
Advance to claims administrator	<u>988,000</u>	<u>460,604</u>
Total assets	<u>47,588,337</u>	<u>36,600,956</u>
 Liabilities		
Current Liabilities:		
Accounts payable	282,987	955,232
Due to other funds	-	887,747
Claims payable	3,981,087	3,708,369
Unearned revenue	<u>12,440</u>	<u>29,701</u>
Total liabilities	<u>4,276,514</u>	<u>5,581,049</u>
 Net position - unrestricted	<u>\$ 43,311,823</u>	<u>\$ 31,019,907</u>

See accompanying notes to financial statements.

PINELLAS COUNTY, FLORIDA SHERIFF
STATEMENT OF REVENUES, EXPENSES AND
CHANGES IN NET POSITION - INTERNAL SERVICE FUND

Year Ended September 30, 2020

(With Summarized Financial Information for the Year Ended September 30, 2019)

	Year Ended September 30	
	<u>2020</u>	<u>2019</u>
Operating revenues:		
Charges for services	\$ 54,224,437	\$ 43,040,807
Total operating revenue	<u>54,224,437</u>	<u>43,040,807</u>
Operating expenses:		
Contract services	41,090,843	38,743,138
Other operating expenses	<u>2,186,071</u>	<u>2,181,897</u>
Total operating expenses	<u>43,276,914</u>	<u>40,925,035</u>
Operating income	<u>10,947,523</u>	<u>2,115,772</u>
Nonoperating revenues (expenses):		
Interest revenue	123,824	174,385
Gain (loss) on investments	261,699	476,763
Investment expense	<u>(54,403)</u>	<u>(50,916)</u>
Total nonoperating revenues (expenses), net	<u>331,120</u>	<u>600,232</u>
Net revenue/expenses before transfers	<u>11,278,643</u>	<u>2,716,004</u>
Transfers from / (to) the Pinellas County, Florida Board of County Commissioners	<u>1,013,273</u>	<u>(154,715)</u>
Changes in net position	<u>12,291,916</u>	<u>2,561,289</u>
Total net position – beginning	<u>31,019,907</u>	<u>28,458,618</u>
Total net position – ending	<u>\$ 43,311,823</u>	<u>\$ 31,019,907</u>

See accompanying notes to financial statements.

PINELLAS COUNTY, FLORIDA SHERIFF
STATEMENT OF CASH FLOWS - INTERNAL SERVICE FUND
Year Ended September 30, 2020
(With Summarized Financial Information for the Year Ended September 30, 2019)

	Year Ended September 30	
	<u>2020</u>	<u>2019</u>
Operating activities		
Cash received from customers	\$ 49,709,053	\$ 44,926,310
Payments to suppliers	(45,091,584)	(40,208,407)
Net cash provided by operating activities	<u>4,617,469</u>	<u>4,717,903</u>
Non-capital financing activities		
Transfers in or (out)	1,013,273	(154,715)
Net cash provided (used) by non-capital financing activities	<u>1,013,273</u>	<u>(154,715)</u>
Investing activities		
Deposits to investment pool	(207,296)	(425,846)
Investment earnings, net	207,296	425,846
Sale of investments	4,740,392	2,696,543
Purchase of investments	(4,740,392)	(2,696,543)
Net cash provided (used) by investing activities	<u>-</u>	<u>-</u>
Net change in cash and cash equivalents	5,630,742	4,563,188
Cash and cash equivalents – beginning of year	<u>6,323,380</u>	<u>1,760,192</u>
Cash and cash equivalents – end of year	<u>\$ 11,954,122</u>	<u>\$ 6,323,380</u>
Reconciliation of operating income to net cash provided by operating activities		
Operating income	\$ 10,947,523	\$ 2,115,772
Changes in operating assets and liabilities:		
Accounts receivable	(264,780)	(63,069)
Due from other funds	(4,233,343)	1,937,497
Prepaid expenses	(527,396)	94,328
Accounts payable	(672,245)	768,676
Due to other funds	(887,747)	364,426
Unearned revenue	(17,261)	11,075
Claims payable	272,718	(510,802)
Net cash provided by operating activities	<u>\$ 4,617,469</u>	<u>\$ 4,717,903</u>
Noncash investing, capital, and financing activities		
Increase in fair value of investments since inception	<u>\$ 2,419,863</u>	<u>\$ 2,088,743</u>

See accompanying notes to financial statements.

PINELLAS COUNTY, FLORIDA SHERIFF
BALANCE SHEET – AGENCY FUNDS

September 30, 2020

(With Summarized Financial Information for the Year Ended September 30, 2019)

	September 30,	
	<u>2020</u>	<u>2019</u>
Assets		
Cash and cash equivalents	\$ 275,226	\$ 344,317
Accounts Receivable	<u>216,276</u>	<u>218,851</u>
Total assets	<u><u>\$ 491,502</u></u>	<u><u>\$ 563,168</u></u>
Liabilities		
Accounts payable and accrued expenses	\$ 299,738	\$ 292,093
Other current liabilities	22	1,294
Due to Pinellas County Board of County Commissioners	9,932	3,974
Due to Pinellas County Clerk of the Circuit Court	31	46
Individual deposits	157,749	143,962
Unclaimed funds and other deposits	<u>24,030</u>	<u>121,799</u>
Total liabilities	<u><u>\$ 491,502</u></u>	<u><u>\$ 563,168</u></u>
Net position (deficit) - unrestricted	<u><u>\$ -</u></u>	<u><u>\$ -</u></u>
Total Liabilities and Net Position	<u><u>\$ 491,502</u></u>	<u><u>\$ 563,168</u></u>

See accompanying notes to financial statements.

PINELLAS COUNTY, FLORIDA SHERIFF
NOTES TO FINANCIAL STATEMENTS

September 30, 2020

(With Summarized Financial Information for the Year Ended September 30, 2019)

NOTE 1 - SUMMARY OF SIGNIFICANT ACCOUNTING POLICIES AND PRACTICES

Reporting Entity: The Pinellas County, Florida Sheriff (the Sheriff), is an elected constitutional officer as provided for by the Constitution of the State of Florida. The Sheriff is the chief law enforcement officer of the County and is also responsible for operating the County's corrections facility. Pursuant to Chapter 129, *Florida Statutes*, the Sheriff's budget is submitted to the Pinellas County, Florida (the County) Board of County Commissioners (Board) for approval. In addition, for financial reporting purposes, it is deemed to be a part of the primary government of the County and is, therefore, included as such in the Pinellas County, Florida Comprehensive Annual Financial Report (CAFR) as a discretely presented component unit.

Measurement Focus, Basis of Accounting, and Basis of Presentation: The financial statements include the General Fund, Commissary Fund, Florida Department of Children and Families Fund, Secondary Employment Fund, Capital Equipment Fund, Non-major Special Revenue Funds, Internal Service Fund, and Agency Funds of the Sheriff. The accompanying financial statements were prepared for the purposes of complying with Section 218.39, *Florida Statutes*, and Chapter 10.550, *Rules of the Auditor General for Local Governmental Entity Audits*.

Chapter 10.550, *Rules of the Auditor General for Local Governmental Entity Audits*, requires the Sheriff to present only fund financial statements. Accordingly, due to the omission of government-wide financial statements and related disclosures, including a management's discussion and analysis, these financial statements do not constitute a complete presentation of the financial position of the Sheriff as of September 30, 2020, and the changes in its financial position and where applicable, cash flows thereof, for the year then ended, in conformity with Governmental Accounting Standards Board (GASB) Statement No. 34, *Basic Financial Statements – and Management's Discussion and Analysis – for State and Local Governments*, but otherwise constitute financial statements prepared in conformity with U.S. generally accepted accounting principles.

Governmental funds are accounted for using the flow of current financial resources measurement focus. Only current assets and current liabilities, generally, are included on the balance sheet. Operating statements for these funds present increases (i.e., revenues and other financing sources) and decreases (i.e., expenditures and other financing uses) in net current assets.

The Sheriff has the following major governmental funds:

- *General Fund* - The general fund is a major fund used to account for all revenues and expenditures applicable to the general operations of the Sheriff not accounted for in another fund. All operating revenue, which is not specifically restricted as to use, is recorded in the General Fund.
- *Commissary Fund* - This major special revenue fund is used to account for the proceeds of the Sheriff's commissary, specific revenue sources that are legally restricted to specified purposes.
- *Florida Department of Children and Families Fund* - This major special revenue fund is used to account for the revenues and expenditures arising from state contracts for the purpose of performing child protective investigations.
- *Secondary Employment Fund* - This major special revenue fund is used to account for the receipts and disbursements of the Sheriff's special detail activities. The charges for services received are to be used specifically for special detail activities.
- *Capital Equipment Fund* – This major capital projects fund is used to account for the revenues and expenditures for capital purchases outside the General Fund. Funding for these capital purchases derive from installment contract proceeds.

(Continued)

PINELLAS COUNTY, FLORIDA SHERIFF
NOTES TO FINANCIAL STATEMENTS

September 30, 2020

(With Summarized Financial Information for the Year Ended September 30, 2019)

NOTE 1 - SUMMARY OF SIGNIFICANT ACCOUNTING POLICIES AND PRACTICES (Continued)

The modified accrual basis of accounting is used by governmental funds. Under the modified accrual basis of accounting, revenues are recognized when susceptible to accrual (i.e., when they become measurable and available to finance current liabilities of the fiscal year). For this purpose, the Sheriff considers revenues, other than grant funds, to be available if they are collected within 60 days of the end of the current period. Grant revenues are considered available if they are collected within one year after the end of the current period. Expenditures are recorded when the related fund liability is incurred, except for certain compensated absences, which are recognized as expenditures when used. The proprietary fund (internal service) is reported using the economic resources measurement focus and the accrual basis of accounting. The agency funds report only assets and liabilities, have no measurement focus and use the accrual basis of accounting. Fiduciary fund assets and liabilities reported use the economic resources measurement focus and accrual basis of accounting.

Substantially all of the Sheriff's funding is appropriated by the Board. In applying the susceptible to accrual concept to intergovernmental revenue, there are essentially two types of revenue. In one, monies must be expended on the specific purpose or project before any amounts will be paid to the Sheriff; therefore, revenue is recognized based upon the expenditures incurred. Program (grant) revenue is recorded in this manner. In the other, monies are virtually unrestricted and are revocable only for failure to comply with prescribed compliance requirements. These resources are reflected as revenue at the time of receipt, or earlier, if the susceptible to accrual criteria are met.

Interest income and other revenue are recognized as they are earned and become measurable and available to pay liabilities of the current period.

Section 218.36(1), *Florida Statutes*, provides the amount by which revenues and operating transfers exceed annual expenditures for the general fund be remitted to the Board within 31 days immediately following the fiscal year for which the funding was provided or following the fiscal year during which other revenue was recognized. The amount of this distribution is recorded as a liability and as a transfer out (other financing use) in the accompanying financial statements.

Capital outlays expended in the governmental funds are capitalized in the basic financial statements of the County rather than in the governmental funds of the Sheriff.

Additionally, the Sheriff reports the following fund types:

Internal Service Fund – This fund is used to account for the Sheriff's self-insurance benefits program. The Sheriff is self-insured for medical, dental and vision claims covering all employees and their eligible dependents. In this fund, operating revenues and expenses are those transactions related to the ongoing operations and are distinguished from non-operating revenues and expenses.

Fiduciary Funds – Agency Funds – These funds are used to account for assets held by the Sheriff as an agent for individuals, private organizations, other governments, and other funds. Agency funds are custodial in nature (assets equal liabilities), and do not involve measurement of results of operations or have a measurement focus.

(Continued)

PINELLAS COUNTY, FLORIDA SHERIFF
NOTES TO FINANCIAL STATEMENTS
September 30, 2020
(With Summarized Financial Information for the Year Ended September 30, 2019)

NOTE 1 - SUMMARY OF SIGNIFICANT ACCOUNTING POLICIES AND PRACTICES (Continued)

Fund Balance Reporting and Governmental Fund Type Definitions: Effective October 1, 2010, the Sheriff implemented GASB Statement No. 54, *Fund Balance Reporting and Governmental Fund Type Definitions*. This GASB Statement clarifies governmental fund balance classifications and fund-type definitions. Fund balances are classified either as non-spendable or as spendable. Spendable fund balances are further classified in a hierarchy based on the extent to which there are external and internal constraints on the spending of these fund balances.

These classifications are described as follows:

Non-spendable fund balances include amounts that cannot be spent because they are not in spendable form or legally or contractually required to be maintained intact. At the Sheriff's office, inventories and prepaid items fall into this category.

Spendable fund balances are classified based on a hierarchy of the Sheriff's ability to control the spending of these fund balances and are further classified as follows:

Restricted fund balances are fund balance amounts that are constrained for specific purposes, which are externally imposed by creditors, grantors, contributors, or laws or regulations or imposed by law through constitutional provisions or enabling legislation.

Committed fund balances are fund balances constrained for specific purposes imposed by the Sheriff. The Sheriff has no committed fund balances at year end.

Assigned fund balances are fund balances intended to be used for specific purposes, but are neither restricted nor committed. The Sheriff has no assigned fund balances because the Sheriff has not delegated his authority to other parties.

Unassigned fund balance is the residual positive fund balance within the General Fund, which has not been assigned to other funds and has not been restricted, committed, or assigned. In funds other than the General Fund, unassigned fund balances are limited to negative residual balances. The Sheriff has no unassigned fund balances at year end.

The fund balance categories of the governmental funds are shown on the face of the Balance Sheet – Governmental Funds in the Fund Financial Statements and are summarized as follows:

**Governmental Fund Balances by Category
September 30, 2020**

	Total Governmental Funds
Non-spendable	\$ 1,339,517
Spendable:	
Restricted	5,045,592
Total Fund Balances	<u>\$ 6,385,109</u>

(Continued)

PINELLAS COUNTY, FLORIDA SHERIFF
NOTES TO FINANCIAL STATEMENTS

September 30, 2020

(With Summarized Financial Information for the Year Ended September 30, 2019)

NOTE 1 - SUMMARY OF SIGNIFICANT ACCOUNTING POLICIES AND PRACTICES (Continued)

The Sheriff uses restricted amounts first when both restricted and unrestricted fund balances are available unless there are legal documents/contracts prohibiting this, such as grant agreements requiring dollar for dollar spending. In addition, the Sheriff uses committed prior to assigned fund balances and assigned fund balances prior to unassigned fund balances.

Cash and Cash Equivalents: Cash and cash equivalents are defined for financial reporting purposes as any liquid investment with original maturities of three months or less. The Sheriff maintains a cash pool for the deposits of all governmental and special revenue funds. Each fund's portion of these balances are presented as cash and cash equivalents in the accompanying financial statements. Earnings from pooled cash are allocated to the respective funds based on the average daily equity balance of each fund in the pool. The interest earned by the General Fund is transferred to the Board of County Commissioners on a monthly basis.

Investments: The investment program of the Sheriff is established in accordance with the Sheriff's investment policy and Sections 219.075 and 218.415, *Florida Statutes*. The Sheriff's investment policy authorizes the following investments:

- Florida PRIME, formerly the Local Government Surplus Funds Trust Fund (SBA Pool)
- Securities and Exchange Commission registered money market funds
- Savings accounts and certificates of deposit in state-certified qualified public depositories, as defined in Section 280.02, *Florida Statutes*
- Direct obligations of the U.S. Treasury
- Obligations of federal agencies and instrumentalities

The Sheriff invests funds throughout the year under the stewardship of the Pinellas County Sheriff's Office Health Insurance Trust and those investments are carried at fair market value. The Pinellas County Sheriff's Office Health Insurance Trust is administered by the Sheriff's Office. This fund is registered with the Securities and Exchange Commission (SEC) as an investment company, and operates in a manner consistent with the regulations set forth in SEC Rule 2a7 of the Investment Company Act of 1940, which comprises the rules governing money market funds. This money market fund is not categorized as to custodial risk according to the criteria set forth in GASB Statement No. 3, *Deposits with Financial Institutions, Investments (including Repurchase Agreements), and Reverse Repurchase Agreements*, GASB Statement No. 40, *Deposit and Investment Risk Disclosures*. GASB Statement No. 72, *Fair Value Measurement and Application* was implemented for the year ended September 30, 2017.

Due From/Due to Other Funds: Amounts receivable from, or payable to, other funds are reflected in the accounts of the funds until liquidated, usually within one year.

Inventory: Inventory consists of uniforms, operating supplies, jail supplies, and fleet supplies, and is stated on an average cost basis. Inventory is accounted for under the consumption method, whereby the cost is recorded as an expenditure when used rather than when purchased. Reported inventory is classified as a non-spendable fund balance to indicate it does not constitute an available expendable resource.

Prepaid Insurance Claims: Prepaid insurance claims, if any, consist of insurance claims paid in advance. The prepaid balance in government funds, if any, is not an available expendable resource.

(Continued)

PINELLAS COUNTY, FLORIDA SHERIFF
NOTES TO FINANCIAL STATEMENTS

September 30, 2020

(With Summarized Financial Information for the Year Ended September 30, 2019)

NOTE 1 - SUMMARY OF SIGNIFICANT ACCOUNTING POLICIES AND PRACTICES (Continued)

Capital Assets: Capital assets used by the Sheriff are recorded in the basic financial statements of the County. Upon acquisition, such assets are recorded as expenditures in the governmental funds of the Sheriff, and are capitalized at cost in the basic financial statements of the County. Capital assets are items with individual costs of \$1,000 or more with useful lives of more than one year. Capital assets are valued at cost or estimated acquisition value if actual cost is not available. Donated capital assets are valued at their estimated fair value on the date received. The Sheriff maintains custodial responsibility for the capital assets. No depreciation has been reflected in these financial statements. However, depreciation expense on these assets is recorded in the basic financial statements of the County.

Unearned Revenue: Unearned revenue in the commissary fund represents phone commissions on inmate phone usage received in advance of usage. Unearned revenue in the internal service fund represents contributions paid in advance for insurance premiums related to the next fiscal year and unearned revenue in the secondary employment fund represents monies paid in advance of deputy details.

Recognition of Deferred Outflows and Inflows of Resources: In addition to assets, the statement of financial position or balance sheet reports a separate section for deferred outflows of resources. This separate financial statement element, deferred outflows of resources, represents a consumption of net position or fund balance that applies to a future period(s) and so will not be recognized as an outflow of resources (expense/expenditure) until then. The Sheriff reports differences between expected and actual experience, changes in OPEB assumptions, and contributions made subsequent to the measurement date as well. Differences between expected and actual experience and changes in OPEB plan assumptions are deferred and amortized over the average of the expected remaining service lives of employees who are provided with benefits through the pension plan. Employer contributions made subsequent to the measurement date and change in proportionate share are deferred and recognized as a reduction of the total OPEB liability in the subsequent reporting year. At year end the Sheriff had no deferred outflows of resources.

In addition to liabilities, the financial statements will sometimes report a separate section for deferred inflows of resources. This separate financial statement element, deferred inflows of resources, represents an acquisition of net position or fund balance that applies to a future period(s) and so will not be recognized as an inflow of resources (revenue) until that time. Under the accrual basis of accounting differences between expected and actual experience are deferred and amortized over the average of the expected remaining service lives of all employees who are provided with benefits through the OPEB plan. The governmental funds report deferred inflows from grants with grantor stipulations that funds received cannot be used until future periods. These amounts are deferred and recognized as an inflow of resources when the time requirements have been met and the amounts may be spent.

Compensated Absences: All full-time and part-time employees of the Sheriff are entitled to annual vacation and sick leave with pay unless an employee is classified as temporary or in an emergency capacity. The employees are generally allowed to accumulate vacation leave up to a maximum of 724 hours and accumulate sick leave with no maximum. Upon termination, the employee is paid for up to one-half of accumulated sick leave, depending on length of service, and up to 624 hours of accumulated vacation. Vacation and sick leave payments are included in operating costs when the payments are made to the employees. The Sheriff does not, nor is legally required to, accumulate expendable financial resources for these un-matured obligations. Accordingly, the liability for compensated absences is not reported in the governmental funds, but rather is reported in the basic financial statements of the County.

Accounting for Proprietary Fund Activities: The Sheriff has applied GASB Statement No. 62, *Codification of Accounting and Financial Reporting Guidance Contained in Pre-November 30, 1989 FASB and AICPA Pronouncements* to the proprietary fund activities.

(Continued)

PINELLAS COUNTY, FLORIDA SHERIFF
NOTES TO FINANCIAL STATEMENTS

September 30, 2020

(With Summarized Financial Information for the Year Ended September 30, 2019)

NOTE 1 - SUMMARY OF SIGNIFICANT ACCOUNTING POLICIES AND PRACTICES (Continued)

Operating Revenues and Expenses: The Internal Service Fund distinguishes operating revenues and expenses from non-operating items. Operating revenues and expenses generally result from contributions for insurance and other benefits and costs related to providing services in connection with operating the fund, including professional services and administrative costs. All revenues and expenses not meeting that definition are reported as non-operating revenues and expenses.

Financial Information for 2019: Certain financial statements and notes include prior-year summarized comparative information in total but not by major fund. Such information does not include sufficient detail to constitute a presentation in conformity with accounting principles generally accepted in the United States. Accordingly, such information should be read in conjunction with the Sheriff's financial statements for the year ended September 30, 2019, from which the summarized information was derived.

NOTE 2 - CASH, DEPOSITS AND INVESTMENTS

As of September 30, 2020 and 2019, the carrying value of the Sheriff's cash on hand, deposits, and investments were as follows:

	<u>2020</u>	<u>2019</u>
<u>Type</u>		
Cash on hand	\$ 195,213	\$ 193,411
Deposits	36,869,626	30,391,589
Investments	<u>7,641,285</u>	<u>7,310,829</u>
Total cash, deposits and investments	<u>\$ 44,706,124</u>	<u>\$ 37,895,829</u>
 <u>Financial Statement Presentation</u>		
Governmental Funds	\$ 24,856,913	\$ 23,939,389
Internal Service Fund	19,573,985	13,612,123
Fiduciary Funds	<u>275,226</u>	<u>344,317</u>
Total	<u>\$ 44,706,124</u>	<u>\$ 37,895,829</u>

Custodial Credit Risk: The Sheriff's investment policy requires the Sheriff to execute a third-party custodial safekeeping agreement which is separately chartered by the United States Government or the State of Florida. All securities purchased and collateral obtained by the Sheriff shall be properly designated as an asset of the Sheriff and held in safekeeping by that entity.

At September 30, 2020, the Sheriff's deposits were entirely covered by federal depository insurance or by collateral pledged with the State Treasurer pursuant to Chapter 280, *Florida Statutes*. Under this Section, in the event of default by a participating financial institution (a qualified public depository), all participating institutions are obligated to reimburse the governmental entity for the loss.

Credit Risk: The Sheriff's investment policy limits credit risk by restricting investments to the list provided above. Money market funds must maintain the highest credit quality rating from a nationally recognized rating agency.

(Continued)

PINELLAS COUNTY, FLORIDA SHERIFF
NOTES TO FINANCIAL STATEMENTS

September 30, 2020

(With Summarized Financial Information for the Year Ended September 30, 2019)

NOTE 2 - CASH, DEPOSITS AND INVESTMENTS (Continued)

Per GASB Statement No. 72 *Fair Value Measurement and Application*, the Sheriff's Office measures and records its investments using fair value measurement guidelines established by generally accepted accounting principles. These guidelines recognize a three-tiered fair value hierarchy, as follows:

- *Level 1*: Quoted prices for identical investments in active markets;
- *Level 2*: Observable inputs other than quoted market prices; and,
- *Level 3*: Unobservable inputs.

Applying these principles, the Sheriff's Office investments listed below fall under Level 1 and Level 2. At September 30, 2020, the Sheriff's investments, along with their respective ratings from Moody's, were as follows:

<u>Investment Type</u>	<u>Value</u>	<u>Rating</u>	<u>Level 1</u>	<u>Level 2</u>
Certificates of deposit	\$ 532,922	N/A	\$ 532,922	\$ -
Money market funds	1,561,525	N/A	1,561,525	-
Direct obligations of the U.S. Treasury	4,233,188	AAA	4,233,188	-
U.S. agencies and instrumentalities	1,313,650	AAA	-	1,313,650
	<u>\$ 7,641,285</u>		<u>\$ 6,327,635</u>	<u>\$ 1,313,650</u>

Concentration of Credit Risk: The investment policy provides guidelines on maximum limits for security diversification with the option to further restrict or increase investment percentages from time to time based on market conditions. The portfolio was maintained within those guidelines. The portion of the Sheriff's portfolio invested in federal instrumentalities as of September 30, 2020, was as follows:

	<u>Fair Value</u>	<u>Percent of Portfolio</u>
Federal Home Loan Mortgage Corporation	\$ 1,313,650	17.19%

Interest Rate Risk – Investments: Section 218.415, *Florida Statutes*, requires that the Sheriff's investment policy be structured to place the highest priority on the safety of principal and liquidity of funds. Accordingly, the Sheriff's investment policy requires that all investment of current operating funds be in maturities no longer than 12 months. Investment of non-operating funds shall have a term appropriate to the need of the funds, but in no event shall the maturities exceed five years. No surplus funds may be invested in a derivative investment, as defined in Section 218.45(5), *Florida Statutes*. At September 30, 2020, the fair value of the Sheriff's portfolio categorized by maturity was as follows:

	<u>Value</u>	<u>Investment Maturities in Years</u>		
		<u>Less than 1</u>	<u>1 - 3</u>	<u>Thereafter</u>
Certificate of deposit	\$ 532,922	\$ 532,922	\$ -	\$ -
Money market funds	1,561,525	1,561,525	-	-
Direct obligations of the U.S. Treasury	4,233,188	265,980	838,491	3,128,717
U.S. agencies and instrumentalities	1,313,650	-	-	1,313,650
	<u>\$ 7,641,285</u>	<u>\$ 2,360,427</u>	<u>\$ 838,491</u>	<u>\$ 4,442,367</u>

(Continued)

PINELLAS COUNTY, FLORIDA SHERIFF
NOTES TO FINANCIAL STATEMENTS

September 30, 2020

(With Summarized Financial Information for the Year Ended September 30, 2019)

NOTE 3 - CAPITAL ASSETS

Capital asset activity is as follows:

	Balance October 1, <u>2019</u>	<u>Additions</u>	<u>Deletions</u>	Balance September 30, <u>2020</u>
Automobiles and other vehicles	\$ 55,219,227	\$ 5,895,776	\$ (1,665,498)	\$ 59,449,505
Furniture and equipment	46,156,702	3,934,925	(1,733,304)	48,358,323
Improvements	3,529,244	-	-	3,529,244
Software – internally generated	1,652,500	-	-	1,652,500
Software – purchased	6,875,313	315,286	(15,000)	7,175,599
Work in process	228,215	555,909	-	784,124
Total assets	113,661,201	10,701,896	(3,413,802)	120,949,295
Less accumulated depreciation	80,579,350	10,474,243	(3,399,938)	87,653,655
	<u>\$ 33,081,851</u>	<u>\$ 227,653</u>	<u>\$ (13,864)</u>	<u>\$ 33,295,640</u>

NOTE 4 - EMPLOYEE RETIREMENT PLAN

Substantially, all full-time employees of the Sheriff are eligible to participate in the State of Florida Retirement System (System), a cost-sharing, multiple-employer defined benefit plan administered by the State of Florida, Division of Retirement. The System is a defined benefit plan for all state, and participating county, district school board, community college, and university employees (Pension Plan). The System also offers eligible employees participation in an alternative defined contribution plan (Investment Plan). Contribution rates are established statewide for all participating governmental units. Accordingly, the actuarial information and related disclosures attributable to the Sheriff's employees are not determinable. Employees participating in the Pension Plan who retire at or after age 62 with six years of creditable service, or with thirty years of creditable service regardless of age, are entitled to a retirement benefit payable monthly for life, equal to 1.6% for regular employees, 3.0% for special risk employees, 2.0% for senior management, and 3.0% for county elected officials for each year of creditable service times their average final compensation. Average final compensation is the employee's average of the five highest fiscal years of salary earned during creditable service. Vested employees may retire before age 62 and receive benefits that are reduced 5% for each year prior to normal retirement age. Employees participating in the Investment Plan are vested after one year of service with no age requirements. The System also provides death and disability benefits. Benefits are established by Section 121, *Florida Statutes* and Chapter 60S-1 through 60S-9, *Florida Administrative Code*.

(Continued)

PINELLAS COUNTY, FLORIDA SHERIFF
NOTES TO FINANCIAL STATEMENTS

September 30, 2020

(With Summarized Financial Information for the Year Ended September 30, 2019)

NOTE 4 - EMPLOYEE RETIREMENT PLAN (Continued)

Effective July 1, 2011, employees participating in the System are required to contribute three percent of their eligible earnings on a pre-tax basis to the plan. Employees initially enrolled on or after July 1, 2011 become vested after eight years of creditable service instead of six. Benefits are computed using the average of their highest eight years of earnings instead of their highest five years. Normal retirement is based on 33 years of creditable service regardless of age or at age 65 and vested for all classes excluding Special Risk Class members who must have 30 years of service regardless of age, or at age 60 and vested. The Deferred Retirement Option Program (DROP) is a program that provides an alternative method for payment of retirement benefits for a specified and limited period for members of the System. Under this program, the employee may retire and have their benefits accumulate in the Florida Retirement System Trust Fund, earning interest, while continuing to work for a Florida Retirement System employer. The participation in the program does not change conditions of employment. When the DROP period ends, maximum of 60 months, employment must be terminated. At the time of termination of employment, the employee will receive payment of the accumulated DROP benefits and begin receiving their monthly retirement benefit (in the same amount determined at retirement adjusted, if applicable, by annual cost of living increases). The System publishes financial reports that can be obtained by calling (850) 907 6500, or accessing their website at:

https://www.dms.myflorida.com/workforce_operations/retirement/publications

The Sheriff is required to contribute an actuarially determined rate. The contribution requirements of the Sheriff are established and may be amended by the State of Florida. The contribution rates are established by fiscal year, beginning each July 1.

Employee Class or Plan	July 1, 2019 - June 30, 2020	July 1, 2020 - September 30, 2020
Regular	8.47%	10.00%
Special Risk	25.48%	24.45%
Elected County Officials	48.82%	49.18%
Senior Management	25.41%	27.29%
DROP	14.60%	16.98%

The Sheriff's contributions to the plan for the years ended September 30, 2020, 2019 and 2018 were \$36,408,660, \$34,084,803 and \$31,209,603, respectively, equal to the actuarially determined contributions for each year. The Sheriff's portion of the net pension liability and the associated footnotes are not reported in the financial statements of the Sheriff, but are reported in the government-wide financial statements of the County.

(Continued)

PINELLAS COUNTY, FLORIDA SHERIFF
NOTES TO FINANCIAL STATEMENTS

September 30, 2020

(With Summarized Financial Information for the Year Ended September 30, 2019)

NOTE 5 - LONG-TERM DEBT

Long term debt is as follows:

	Balance October 1, 2019	Additions	Reductions	Balance September 30, 2020	Due Within One Year
Notes from Direct Borrowings	\$ 18,634,328	\$ -	\$ 5,942,520	\$ 12,691,808	\$ 5,702,784
Accrued compensated absences	38,375,329	28,553,803	23,902,244	43,026,888	22,760,050
	<u>\$ 57,009,657</u>	<u>\$ 28,553,803</u>	<u>\$ 29,844,764</u>	<u>\$ 55,718,696</u>	<u>\$ 28,462,834</u>

The notes from direct borrowings related to governmental activities have a year-end balance of \$12,691,808 and are not reported in the fund financial statements of the Sheriff, but are reported in the basic financial statements of the Board. Long-term debt is funded by General Fund appropriations for the installment contracts and made by either semi-annual or annual payments to the financing entity for the use of the equipment. Debt is secured by the underlying capital assets that have been financed. The lease purchase agreements contain a provision that in an event of a default, then outstanding amounts become immediately due within the current appropriation period or the equipment must be returned. There are currently four installment contracts used to purchase agency vehicles and two installment contracts used to purchase an agency helicopter and plane. Contract 1 was for \$2,000,000 with a 4 year maturity and an interest rate of 1.30%. Contract 2 was for \$5,900,000 with a 4 year maturity and an interest rate of 1.86%. Contract 3 was for \$5,900,000 with a 4 year maturity and an interest rate of 2.97%. Contract 4 was for \$6,300,000 with a 4 year maturity and an interest rate of 2.01%. The helicopter contract was \$3,576,970 with a 7 year maturity and an interest rate of 2.06%. The plane contract was \$2,000,000 with a 5 year maturity and an interest rate of 2.10%.

Debt service requirements for the Installment contracts are:

<u>Fiscal Year</u>	<u>Principal</u>	<u>Interest</u>
2021	\$ 5,702,784	\$ 261,881
2022	4,031,548	145,216
2023	2,546,300	60,555
2024	411,176	8,635
	<u>\$ 12,691,808</u>	<u>\$ 476,287</u>

(Continued)

PINELLAS COUNTY, FLORIDA SHERIFF
NOTES TO FINANCIAL STATEMENTS
September 30, 2020
(With Summarized Financial Information for the Year Ended September 30, 2019)

NOTE 6 - OPERATING LEASES

The Sheriff is committed for office space through December 31, 2023 leased for the Department of Children and Families operations. Payments for the fiscal year ended September 30, 2020 totaled \$459,552. The Sheriff renewed the agency's existing copier lease for an additional five years starting June 2020. Copier lease payments for the fiscal year ended September 30, 2020 totaled \$227,233. Future minimum copier lease payments exclude the usage amounts. Future minimum lease payments for both leases are as follows:

<u>Fiscal Year Ending</u>	<u>Amount</u>
2021	\$ 696,907
2022	704,369
2023	711,893
2024	350,998
2025	<u>172,555</u>
Total future minimum lease payments	<u>\$ 2,636,722</u>

NOTE 7 - RELATED-PARTY TRANSACTIONS

The Sheriff incurred costs and charges from the Board during the fiscal year ended September 30, 2020, for various services as follows:

Risk management	\$ \$4,869,450
-----------------	----------------

During 2020, the Board provided funding for the Sheriff that amounted to \$319,831,355. At September 30, 2020, the Sheriff had amounts due to the Board of \$2,361,828, which is comprised as follows:

Distribution of excess appropriations	\$ 210,496
Amounts due for various services	<u>2,151,332</u>
Total due to Board	<u>\$ 2,361,828</u>

Receivables from the Board for all funds totaled \$22,591,117 at September 30, 2020. Payables to the Board from Fiduciary Funds totaled \$9,932. Payables to other Constitutional Officers from all funds totaled \$35,752. In addition, for the year ended September 30, 2020, the Sheriff collected \$34,555,088 in revenue that was remitted to the Board.

NOTE 8 - INTERFUND RECEIVABLE, PAYABLE AND TRANSFERS

<u>Due From</u>	<u>Due To</u>	<u>Year</u>		<u>Purpose</u>
		<u>2020</u>	<u>2019</u>	
General Fund	Health Insurance Trust Fund	\$ 26,444,939	\$ 22,211,596	Funding of health insurance liability
Health Insurance Trust Fund	General Fund	-	887,747	Adjustment to funding of health insurance liability

(Continued)

PINELLAS COUNTY, FLORIDA SHERIFF
NOTES TO FINANCIAL STATEMENTS

September 30, 2020

(With Summarized Financial Information for the Year Ended September 30, 2019)

NOTE 9 - RISK MANAGEMENT

The County is exposed to various risks of loss; including, but not limited to, general liability, property and casualty liability, auto physical and auto damage liability, and workers' compensation liability. The County is substantially self-insured and accounts for and finances its risk of uninsured loss through an internal service fund. All liabilities associated with these self-insured risks are reported in the basic financial statements of the Board of County Commissioners. During the year ended September 30, 2020, the Sheriff was charged \$4,869,450 by the County for participation in the risk management program. Effective January 1, 2008, the Sheriff assumed responsibility for litigating general liability and police practice risk claims. During the year ended September 30, 2020, the Sheriff settled 68 claims totaling \$402,033.

Under this self-insured program, the County provides coverage for up to \$2.0 million per occurrence and/or claim for workers' compensation and/or claim for auto and general liability under the self-insurance risk management fund. Workers compensation coverage is purchased for statutory limits per Florida Statute 440. The County also has purchased outside excess coverage for up to \$15 million in the aggregate. Negligence claims in excess of the statutory limits set forth in Section 768.28, *Florida Statutes*, which provide for limited sovereign immunity of \$200,000/\$300,000 per occurrence can only be recovered through an act of the State Legislature. There have been no significant reductions in insurance coverage in the last year. Settled claims have not exceeded commercial coverage in the last three fiscal years.

The Sheriff is self-insured for medical, dental and vision claims covering all employees and their eligible dependents. As required by Section 112.081, *Florida Statutes*, retirees and their eligible dependents are provided the same health care coverage as is offered to active employees at the same premium cost (borne by the retiree) applicable to active employees. Insurance coverage has been acquired for excess claims.

An actuarial valuation is performed to estimate the amounts needed to pay prior and future claims and to establish reserves. In the current year a liability of \$3,981,087 is reported. Changes in the Fund's claims liability for the last two years were as follows:

	Beginning of Year Liability	Current Year Claims and Changes in Estimates	Claim Payments	End of Year Liability
Year ended September 30:				
2019	\$ 4,219,171	\$ 44,942,458	\$ 45,453,260	\$ 3,708,369
2020	\$ 3,708,369	\$ 48,624,426	\$ 48,351,708	\$ 3,981,087

NOTE 10 - OTHER POST-EMPLOYMENT HEALTH CARE BENEFITS

Plan Description: The Pinellas County Sheriff's Office administers a single-employer defined benefit health care plan that covers eligible retirees and their dependents. The Sheriff does not participate in the County's OPEB plan. Benefits are established by the Sheriff for the plan and can change over time. The health care plan does not issue a stand-alone financial report and there is no qualifying trust for GASB Statement No. 74 purposes. The Sheriff has not established a trust to fund the OPEB obligation, however, the County reserves a share of their Employee Benefits Fund Reserve for the Sheriff's funding of the OPEB obligation. The County has reserved a total of \$22,209,818 for the Sheriff through September 30, 2020 year-end. The cost of the benefits provided by the OPEB plan is currently being paid by the Sheriff on a pay-as-you-go basis.

(Continued)

PINELLAS COUNTY, FLORIDA SHERIFF
NOTES TO FINANCIAL STATEMENTS

September 30, 2020

(With Summarized Financial Information for the Year Ended September 30, 2019)

NOTE 10 - OTHER POST-EMPLOYMENT HEALTH CARE BENEFITS (Continued)

The Sheriff's Office offers retiree coverage for members awarded retirement benefits from the Florida Retirement System. The Sheriff's Office contributes an equal funding percentage toward the medical premium for retirees hired prior to January 1, 1996, as is contributed for active members. The funding percentage ranges from 45% to 89% of the premium for medical insurance. Although the Sheriff offers this subsidy for retirees who qualify per the agency's policy, this subsidy can be cancelled or reduced at any time. For retirees who were hired after December 31, 1995, the Sheriff's Office provides a health insurance subsidy based on length of service. The subsidy ranges from 33.3% of the single tier rate for the health plan with the lowest premium amount for 10 years of service, increasing 3.33% per year of service to a maximum of 83.25% for 25 years or more. The health insurance subsidy will be recalculated and adjusted each new plan year, based on the current funding rate of the single tier of the lowest cost agency self-insured plan. Dental, Vision, Employee Assistance Plan and life insurance benefits are offered to retirees as well, at the same cost as is contributed by active members. Medicare eligible retirees are covered by Medicare Advantage. Retiree activity of \$14,202,893 was removed from the Health Insurance Fund (Internal Service Fund) and is reflected in the General Fund.

Plan Membership: At September 30, 2019 (the date of the latest actuarial valuation), plan membership consisted of the following:

Inactive Plan Members or Beneficiaries Currently Receiving Benefits	1,659
Inactive Plan Members Entitled to But Not Yet Receiving Benefits	-
Active Plan Members	<u>2,742</u>
Total Plan Members	<u>\$ 4,401</u>

Actuarial Method and Assumptions: The total OPEB liability was actuarially determined based on several actuarial assumptions. The total OPEB liability is based on an actuarial valuation performed as of September 30, 2019 and a measurement date of September 30, 2019. Projections of benefits for financial reporting purposes were based on the substantive plan as understood by the Sheriff and plan members and include the types of benefits provided at the time of each valuation and the historical pattern of sharing of benefit costs between the employer and plan members to that point. The actuarial methods and assumptions used include techniques that are designed to reduce short-term volatility in actuarial accrued liabilities and the actuarial value of assets, consistent with the long-term perspective of the calculations. Actuarial valuations of the Sheriff's ongoing health plan involves estimates of the value of reported amounts and assumptions about the future. Examples include assumptions about future employment, mortality, and the healthcare cost trend. The other significant actuarial assumptions used to determine the Sheriff's total OPEB liability include the following:

Actuarial Valuation Date:	September 30, 2019
Measurement Date:	September 30, 2019
Fiscal Year-End Date (Reporting Date):	September 30, 2020
Actuarial Cost Method:	Entry Age Normal
Amortization Method:	Level percent of pay, closed
Asset Valuation Method:	N/A Unfunded
Actuarial Assumptions:	
Discount Rate:	2.75%
Inflation:	2.25%
Projected Salary Increases:	3.6% - 8.0%, including inflation (from July 1, 2019 FRS Actuarial Valuation)
Retirement Age:	From July 1, 2019 FRS Actuarial Valuation

(Continued)

PINELLAS COUNTY, FLORIDA SHERIFF
NOTES TO FINANCIAL STATEMENTS
September 30, 2020
(With Summarized Financial Information for the Year Ended September 30, 2019)

NOTE 10 - OTHER POST-EMPLOYMENT HEALTH CARE BENEFITS (Continued)

Mortality: From July 1, 2019 FRS Actuarial Valuation
Healthcare Cost Trend Rates: Based on Getzen Model, starting at 6.50% on 10/01/20, then 6.25% on 10/01/21, and decreasing to 3.99% (plus 0.70% increase for excise tax) thereafter. Contributions to the Medicare Advantage Plan on behalf of subsidy-eligible retirees are assumed to increase at the same rates beginning on 01/01/21. The Sheriff's contributions toward retiree dental and vision benefits are assumed to increase by 4.0% each year beginning on 10/01/20. Administrative expenses are included in the per capita health costs.

Total OPEB Liability at September 30, 2020	\$ 376,572,123
Total OPEB Liability as a Percentage of Covered Employee Payroll	238.02%

Changes in the total OPEB liability presented on the County's basic financial statements are as follows:

Measurement Year Ended September 30,	<u>2019</u>	<u>2018</u>	<u>2017</u>
A. Total OPEB Liability			
1. Service Cost	\$ 9,437,903	\$ 10,028,768	\$ 10,495,889
2. Interest on the Total OPEB Liability	14,422,320	13,495,921	12,297,263
3. Changes of benefit terms	-	-	2,552,782
4. Difference between expected and actual experience of the Total OPEB Liability	8,301,867	-	-
5. Changes in assumptions and other inputs	(15,720,440)	(17,683,762)	(22,783,969)
6. Benefit payments	<u>(13,986,984)</u>	<u>(14,584,886)</u>	<u>(11,781,125)</u>
7. Net change in Total OPEB Liability	2,454,666	(8,743,959)	(9,219,160)
8. Total OPEB Liability - Beginning	<u>374,117,457</u>	<u>382,861,416</u>	<u>392,080,576</u>
9. Total OPEB Liability - Ending	<u><u>\$ 376,572,123</u></u>	<u><u>\$ 374,117,457</u></u>	<u><u>\$ 382,861,416</u></u>
B. Covered-Employee Payroll	\$ 158,212,632	\$ 144,102,506	\$ 139,833,734
C. Total OPEB Liability as a percentage of Covered-Employee Payroll	238.02%	259.62%	273.80%

For OPEB measurement year ending September 30, 2019, there was an increase in the number of participants (actives and retirees) covered by OPEB over the prior year. This difference between the expected and actual experience resulted in an increase of \$8,301,867, which therefore increased the agency OPEB liability.

Covered-Employee Payroll figures presented above for measurement years ending in 2017 and 2019 are estimates based on data submitted for the valuations. GASB Statement No. 75 defines covered-employee payroll as the payroll of employees that are provided with OPEB through the OPEB plan, including employees terminating during the measurement period.

Benefit Payments: Benefit payments consist of claims paid by the Sheriff for retirees participating in the agency health plan. Total Sheriff benefit payments were \$13,986,984 for fiscal year 2019.

(Continued)

PINELLAS COUNTY, FLORIDA SHERIFF
NOTES TO FINANCIAL STATEMENTS

September 30, 2020

(With Summarized Financial Information for the Year Ended September 30, 2019)

NOTE 10 - OTHER POST-EMPLOYMENT HEALTH CARE BENEFITS (Continued)

Discount Rate: For plans that do not have formal assets as with the Sheriff's plan, the discount rate should equal the tax-exempt municipal bond rate based on an index of 20-year general obligation bonds with an average AA credit rating as of the measurement date. For this valuation, the municipal bond rate used was 2.75% (based on the daily rate of Fidelity's "20-Year Municipal GO AA Index" closest to but not later than the measurement date). The discount rate was 3.83% as of the beginning of the measurement year. This change in discount rate is reflected in the schedule of total OPEB liability and increased the total OPEB liability.

Sensitivity of the Total OPEB Liability to Changes in the Discount Rate: The following presents the plan's total OPEB liability, calculated using a discount rate of 2.75%, as well as what the plan's total OPEB liability would be if it were calculated using a discount rate that is one percent lower or one percent higher:

1% Decrease 1.75%	Current Discount Rate Assumption 2.75%	1% Increase 3.75%
\$ 432,705,429	\$ 376,572,123	\$ 330,465,849

Sensitivity of the Total OPEB Liability to the Healthcare Cost Trend Rate Assumption: The following presents the plan's total OPEB liability, calculated using an assumed healthcare cost rate of 6.50%, as well as what the plan's total OPEB liability would be if it were calculated using a healthcare cost trend rate that is one percent lower or one percent higher:

1% Decrease 5.50%	Current Healthcare Cost Trend Rate Assumption 6.50%	1% Increase 7.50%
\$ 324,312,859	\$ 376,572,123	\$ 445,829,904

OPEB Expense: For the fiscal year ended September 30, 2020, the Sheriff's actuarially determined total OPEB expense was \$17,488,397 based on the measurement period ending September 30, 2019. Changes in the OPEB liability are recognized in OPEB expense on Pinellas County's government-wide financial statements during the fiscal year except as indicated in the Deferred Outflows/Inflows of Resources section.

Statement of OPEB Expense:

1. Service cost	\$ 9,437,903
2. Interest on the total OPEB liability	14,422,320
3. Current period benefit changes	-
4. OPEB plan administrative expense	-
5. Recognition of outflow/(inflow) of resources due to liabilities	(6,371,826)
6. Total OPEB Expense	<u>\$ 17,488,397</u>

(Continued)

PINELLAS COUNTY, FLORIDA SHERIFF
NOTES TO FINANCIAL STATEMENTS
September 30, 2020
(With Summarized Financial Information for the Year Ended September 30, 2019)

NOTE 10 - OTHER POST-EMPLOYMENT HEALTH CARE BENEFITS (Continued)

Differences between expected and actual experience and changes in assumptions are recognized in OPEB expense using a systematic and rational method over a closed period equal to the average of the expected remaining service lives of all employees in the OPEB plan (active and inactive employees) determined at the beginning of the measurement period. The average of the expected remaining service lives of all employees for purposes of recognizing the applicable deferred outflows and inflows of resources established in the current measurement period is 7.6 years.

Deferred Outflows and Inflows of Resources by source to be recognized in current OPEB expense:

	Net Deferred Outflows of Resources	Net Deferred Inflows of Resources
Differences between expected and actual experience	\$ 7,209,516	\$ -
Changes of assumptions	-	(40,290,433)
Contributions subsequent to the measurement date	14,541,544	-
Total	<u>\$ 21,751,060</u>	<u>\$ (40,290,433)</u>

\$14,541,544 reported as deferred outflows of resources resulting from contributions subsequent to the measurement date, will be recognized as a reduction of the total OPEB liability in the year ended September 30, 2021. Other amounts reported as deferred inflows of resources will be recognized in OPEB expense as follows:

Year Ending September 30	Net Deferred Inflows of Resources
2021	\$ (6,371,826)
2022	(6,371,826)
2023	(6,371,826)
2024	(6,371,826)
2025	(4,852,891)
Thereafter	(2,740,722)
Total	<u>\$ (33,080,917)</u>

NOTE 11 - CLAIMS AND CONTINGENCIES

Litigation: The Sheriff is involved as defendant or plaintiff in certain litigation and claims arising from the ordinary course of operations. In the opinion of the Sheriff and legal counsel, the range of potential recoveries or liabilities will not materially affect the financial statements of the Sheriff.

Federal and State Grants: Grant funds received by the Sheriff are subject to audit by grantor agencies. Audits of these grants may result in disallowed costs, which may constitute a liability of the Sheriff. In the opinion of management, disallowed costs, if any, would not be material to the financial statements of the Sheriff.

(Continued)

PINELLAS COUNTY, FLORIDA SHERIFF
NOTES TO FINANCIAL STATEMENTS

September 30, 2020

(With Summarized Financial Information for the Year Ended September 30, 2019)

NOTE 12 – RECENT EVENTS

In December 2019, the coronavirus ("COVID-19") spread around the world resulting in business and social disruption. The COVID-19 pandemic has developed rapidly in 2020 and continues to have a significant number of U.S. cases and impact to U.S. economic activity. The Sheriff's Office has taken a number of measures to monitor and mitigate the effects of COVID-19, such as safety and health measures for our members and also the Pinellas County Jail inmates such as social distancing, temperature checks, and additional cleaning practices.

At this stage, the impact on the Sheriff's Office operations has not been significant and based on experience to date the Sheriff's Office expect this to remain the case. The financial impact to the Sheriff's Office will have to be re-evaluated if the virus continues through the next fiscal year.

NOTE 13 – SUBSEQUENT EVENT

On October 6, 2020, the Sheriff entered into a new installment contract for the purchase of patrol and administrative vehicles for \$6,703,000 with a 4 year maturity and an interest rate of 0.98%.

REQUIRED SUPPLEMENTARY INFORMATION

PINELLAS COUNTY, FLORIDA SHERIFF
SCHEDULE OF REVENUES, EXPENDITURES, AND CHANGES IN FUND BALANCES –
BUDGET AND ACTUAL (GAAP BASIS) – GENERAL FUND
Year Ended September 30, 2020

	Budget		Actual	Variance with Final Budget Positive (Negative)
	Original	Final		
Revenues:				
Interest and other revenue	\$ -	\$ 933,315	\$ 933,315	\$ -
Total revenues	-	933,315	933,315	-
Expenditures:				
Salaries:				
Sheriff	173,730	174,475	174,475	-
Deputies and assistants	171,670,920	175,013,385	174,945,746	67,639
Employee fringe benefits	100,862,220	102,208,828	102,196,153	12,675
Operating expenditures:				
Professional services	5,343,140	5,947,071	5,947,061	10
Accounting and auditing	61,440	48,513	48,511	2
Other contractual services	12,149,050	12,014,368	11,934,005	80,363
Investigations	325,000	225,483	224,310	1,173
Travel and per diem	471,030	239,273	233,085	6,188
Communication services	925,200	888,419	888,415	4
Transportation	98,020	90,232	90,227	5
Utilities	14,310	16,412	16,410	2
Rentals and leases	387,900	407,773	407,686	87
Insurance	1,251,910	1,253,966	1,253,613	353
Repairs and maintenance	2,185,100	2,326,515	2,326,503	12
Printing and binding	66,620	45,215	41,347	3,868
Promotional activities	74,170	237,477	206,351	31,126
Other charges and obligations	3,072,510	2,774,025	2,771,538	2,487
Office supplies	887,300	1,702,179	1,698,770	3,409
Operating supplies	5,998,790	5,297,015	5,296,909	106
Books, publications, and dues	234,530	220,792	220,279	513
Training	815,550	553,365	552,908	457
Capital outlay	2,620,870	3,121,887	3,121,871	16
Debt service:				
Principal and interest	5,768,730	6,222,053	6,222,052	1
Total expenditures	315,458,040	321,028,721	320,818,225	210,496
Excess (deficiency) of revenues over (under) expenditures	(315,458,040)	(320,095,406)	(319,884,910)	210,496
Other financing sources (uses):				
Transfers in:				
Pinellas County, Florida Board of County Commissioners appropriations	315,458,040	319,831,355	319,831,355	-
Sale of surplus property		264,051	264,051	-
Transfers out:				
Distribution of excess appropriations to Pinellas County, Florida Board of County Commissioners	-	-	(210,496)	(210,496)
Total other financing sources (uses)	315,458,040	320,095,406	319,884,910	(210,496)
Net change in fund balance	-	-	-	-
Fund balances – beginning of year	-	-	1,261,868	1,261,868
Change in reserve for inventory	-	-	72,566	72,566
Fund balances – end of year	\$ -	\$ -	\$ 1,334,434	\$ 1,334,434

See accompanying note to required supplementary information

PINELLAS COUNTY, FLORIDA SHERIFF
SCHEDULE OF REVENUES, EXPENDITURES, AND CHANGES IN FUND BALANCES –
BUDGET AND ACTUAL (GAAP BASIS) – COMMISSARY FUND
Year Ended September 30, 2020

	Budget		Actual	Variance with Final Budget Positive (Negative)
	Original	Final		
Revenues:				
Merchandise sales	\$ 1,730,000	\$ 1,667,021	\$ 1,667,021	\$ -
Inmate phones	1,510,000	1,454,286	1,454,286	-
Interest and other revenue	49,860	50,425	50,423	(2)
Total revenues	<u>3,289,860</u>	<u>3,171,732</u>	<u>3,171,730</u>	<u>(2)</u>
Expenditures:				
Salaries:				
Deputies and assistants	1,614,170	1,527,734	1,527,733	1
Employee fringe benefits	780,350	767,886	767,884	2
Operating expenditures:				
Professional services	19,060	13,274	13,274	-
Accounting and auditing	4,200	2,816	2,815	1
Other contractual services	53,050	21,142	21,141	1
Travel and per diem	3,040	711	711	-
Communication services	131,560	114,997	114,998	(1)
Rentals and leases	15,600	13,079	13,079	-
Insurance	620	707	707	-
Printing and binding	2,600	574	574	-
Other charges and obligations	468,280	561,212	1,260	559,952
Office supplies	11,300	9,590	9,589	1
Operating supplies	130,540	89,392	89,390	2
Books, publications, and dues	43,440	40,641	40,640	1
Training	5,550	1,727	1,726	1
Capital Outlay	6,500	6,250	6,250	-
Total expenditures	<u>3,289,860</u>	<u>3,171,732</u>	<u>2,611,771</u>	<u>559,961</u>
Excess (deficiency) of revenues over (under) expenditures	<u>-</u>	<u>-</u>	<u>559,959</u>	<u>559,959</u>
Other financing sources (uses):				
Reserves	-	-	-	-
Total other financing sources (uses)	<u>-</u>	<u>-</u>	<u>-</u>	<u>-</u>
Net change in fund balance	<u>-</u>	<u>-</u>	<u>559,959</u>	<u>559,959</u>
Fund balances – beginning of year	-	-	967,721	967,721
Reserve for change in prepaids	-	-	-	-
Fund balances – end of year	<u>\$ -</u>	<u>\$ -</u>	<u>\$ 1,527,680</u>	<u>\$ 1,527,680</u>

See accompanying note to required supplementary information

PINELLAS COUNTY, FLORIDA SHERIFF
SCHEDULE OF REVENUES, EXPENDITURES, AND CHANGES IN FUND BALANCES – BUDGET
AND ACTUAL (GAAP BASIS) – FLORIDA DEPARTMENT OF CHILDREN AND FAMILIES FUND
Year Ended September 30, 2020

	Budget		Actual	Variance With Final Budget Positive (Negative)
	Original	Final		
Revenues:				
Program revenue	\$ 21,679,516	\$ 11,904,886	\$ 11,904,886	\$ -
Total revenues	<u>21,679,516</u>	<u>11,904,886</u>	<u>11,904,886</u>	<u>-</u>
Expenditures:				
Salaries:				
Deputies and assistants	13,371,025	7,388,915	7,388,915	-
Employee fringe benefits	5,359,649	3,024,160	3,024,160	-
Operating expenditures:				
Professional services	56,990	30,483	30,483	-
Other contractual services	90,128	45,661	45,661	-
Travel and per diem	23,893	6,174	6,174	-
Communication services	226,147	119,690	119,690	-
Rentals and leases	919,045	500,237	500,237	-
Insurance	420	108	108	-
Repairs and maintenance	130,168	52,998	52,998	-
Printing and binding	11,303	5,957	5,957	-
Promotional activities	340	234	234	-
Other charges and obligations	43,827	23,089	23,089	-
Office supplies	41,063	28,941	28,941	-
Operating supplies	209,533	98,055	98,055	-
Training	718,824	466,897	466,897	-
Indirect costs	218,164	17,770	17,770	-
Capital outlay	258,997	95,517	95,517	-
Total expenditures	<u>21,679,516</u>	<u>11,904,886</u>	<u>11,904,886</u>	<u>-</u>
Net change in fund balance	<u>-</u>	<u>-</u>	<u>-</u>	<u>-</u>
Fund balances – beginning of year	<u>-</u>	<u>-</u>	<u>-</u>	<u>-</u>
Fund balances – end of year	<u>\$ -</u>	<u>\$ -</u>	<u>\$ -</u>	<u>\$ -</u>

See accompanying note to required supplementary information

PINELLAS COUNTY, FLORIDA SHERIFF
SCHEDULE OF REVENUES, EXPENDITURES, AND CHANGES IN FUND BALANCES –
BUDGET AND ACTUAL (GAAP BASIS) – SECONDARY EMPLOYMENT FUND
Year Ended September 30, 2020

	Budget		Actual	Variance With Final Budget Positive (Negative)
	Original	Final		
Revenues:				
Charges for services	\$ 2,800,000	\$ 1,944,506	\$ 1,944,507	\$ 1
Interest and other revenue	4,000	3,742	3,742	-
Total revenues	<u>2,804,000</u>	<u>1,948,248</u>	<u>1,948,249</u>	<u>1</u>
Expenditures:				
Salaries:				
Deputies and assistants	2,509,050	1,807,264	1,807,264	-
Employee fringe benefits	273,420	190,710	190,709	1
Operating expenditures:				
Other contractual services	10,200	1,650	1,650	-
Printing and binding	10	-	-	-
Other charges and obligations	10,700	10,914	10,914	-
Office supplies	500	120	120	-
Operating supplies	120	-	-	-
Total expenditures	<u>2,804,000</u>	<u>2,010,658</u>	<u>2,010,657</u>	<u>1</u>
Excess (deficiency) of revenues over (under) expenditures	<u>-</u>	<u>(62,410)</u>	<u>(62,408)</u>	<u>2</u>
Other financing sources (uses):				
Reserves	-	62,410	-	(62,410)
Total other financing sources (uses)	<u>-</u>	<u>62,410</u>	<u>-</u>	<u>(62,410)</u>
Net change in fund balance	<u>-</u>	<u>-</u>	<u>(62,408)</u>	<u>(62,408)</u>
Fund balances – beginning of year	-	-	408,962	408,962
Fund balances – end of year	<u>\$ -</u>	<u>\$ -</u>	<u>\$ 346,554</u>	<u>\$ 346,554</u>

See accompanying note to required supplementary information

PINELLAS COUNTY, FLORIDA SHERIFF
NOTE TO REQUIRED SUPPLEMENTARY INFORMATION
Year Ended September 30, 2020

NOTE 1 - SUMMARY OF SIGNIFICANT ACCOUNTING POLICIES – BUDGETARY PROCESS

Florida Statutes Sections 30.49, 129.021, and 129.03 govern the preparation, adoption, and administration of the Sheriff's annual budgets. The Sheriff prepares a budget for the general fund and submits it to the Board for approval. Budgets are also prepared for special revenue funds. The budgets for these funds, other than the grant-related special revenue funds, are approved by their respective committee boards. The annual budget serves as the legal authorization for expenditures. Expenditures may not legally exceed appropriations at the fund level. Appropriations lapse at year-end. Budgetary control is maintained at the major departmental object expenditure level. Budgetary changes within major object expenditure categories are made at the discretion of the Sheriff.

The original budget is the first complete appropriated adopted budget. The final budget is the original budget amended by all reserves, transfers, allocations, supplemental appropriations, and other legally authorized changes applicable to the fiscal year.

The Sheriff's budgets for the General Fund, Commissary Fund, Florida Department of Children and Families Fund and Secondary Employment Fund are prepared under a budgetary basis of accounting that complies with generally accepted accounting principles (GAAP). Budget-to-actual comparisons for Special Revenue funds are presented for all funds with a legally adopted budget.

PINELLAS COUNTY, FLORIDA SHERIFF
SCHEDULE OF CHANGES IN THE TOTAL OPEB LIABILITY AND RELATED RATIOS
Year Ended September 30, 2020

Single Employer Defined Benefit OPEB Plan
Last 10 Years*

Measurement Year Ended September 30,	<u>9/30/2019</u>	<u>9/30/2018</u>	<u>9/30/2017</u>
A. Total OPEB Liability			
1. Service Cost	\$ 9,437,903	\$ 10,028,768	\$ 10,495,889
2. Interest on the Total OPEB Liability	14,422,320	13,495,921	12,297,263
3. Changes of benefit terms	-	-	2,552,782
4. Difference between expected and actual experience of the Total OPEB Liability	8,301,867	-	-
5. Changes in assumptions and other inputs	(15,720,440)	(17,683,762)	(22,783,969)
6. Benefit payments	<u>(13,986,984)</u>	<u>(14,584,886)</u>	<u>(11,781,125)</u>
7. Net change in Total OPEB Liability	2,454,666	(8,743,959)	(9,219,160)
8. Total OPEB Liability - Beginning	<u>374,117,457</u>	<u>382,861,416</u>	<u>392,080,576</u>
9. Total OPEB Liability - Ending	<u><u>\$ 376,572,123</u></u>	<u><u>\$ 374,117,457</u></u>	<u><u>\$ 382,861,416</u></u>
B. Covered-Employee Payroll	\$ 158,212,632	\$ 144,102,506	\$ 139,833,734
C. Total OPEB Liability as a percentage of Covered-Employee Payroll	238.02%	259.62%	273.80%

Notes to schedule:

*Fiscal year 2020 was the third year of implementation, thus three years are shown.

OTHER FINANCIAL INFORMATION

PINELLAS COUNTY, FLORIDA SHERIFF
SCHEDULE OF REVENUES, EXPENDITURES, AND CHANGES IN FUND BALANCES –
BUDGET AND ACTUAL (GAAP BASIS) – CAPITAL EQUIPMENT FUND
Year Ended September 30, 2020

	Budget		Actual	Variance With Final Budget Positive (Negative)
	Original	Final		
Revenues:				
Interest and other revenue	\$ -	\$ 40,920	\$ 40,920	\$ -
Total revenues	-	40,920	40,920	-
Expenditures:				
Capital Outlay:				
Vehicles-Installment Contract	-	5,853,064	5,337,149	515,915
Total expenditures	-	5,853,064	5,337,149	515,915
Excess (deficiency) of revenues over (under) expenditures	-	(5,812,144)	(5,296,229)	515,915
Other financing sources:				
Transfers in:				
Reserves	-	5,812,144	-	(5,812,144)
Total other financing sources	-	5,812,144	-	(5,812,144)
Net change in fund balance	-	-	(5,296,229)	(5,296,229)
Fund balance – beginning of year	-	-	7,906,620	7,906,620
Increase (decrease) in reserve for inventory	-	-	(515,914)	(515,914)
Fund balance – end of year	\$ -	\$ -	\$ 2,094,477	\$ 2,094,477

Non-Major Special Revenue Funds

The non-major special revenue funds are used to account for the proceeds of special revenue sources other than special assessments, or major capital projects that are restricted to specified purposes. The Sheriff has the following non-major special revenue funds:

Pinellas Police Standards Council Fund – This fund is used to account for revenues designated for screening of law enforcement applicants as a service to all law enforcement agencies within the County.

Private Civil Process Fund – This fund is used to account for revenues and expenditures associated with training and regulating of the civil processors utilized by the Sheriff.

Miscellaneous Operations Fund – This fund is used to account for the receipts and disbursements of the Sheriff's miscellaneous operations.

Explorer Post 900 Fund – This fund is used to account for the receipts and disbursements of the Explorer Post 900.

Sheriff's Community Connection Fund – This fund is used to account for the receipts and disbursements for the mission of the Sheriff's Community Connection Board.

Ride and Run With the Stars Fund – This fund is used to account for the receipts and disbursements for the annual agency Ride and Run with the Stars' holiday sharing event.

Fiduciary Funds

Fiduciary Funds are used to account for assets held by a governmental unit as trustee or agent for individuals, private organizations, and other governmental units.

Agency Funds – To account for the receipt and subsequent activity of monies temporarily held for others. These monies include amounts held for inmates of the County jail system, surety (appearance) bonds of accused individuals, employee payroll deductions for distribution to third parties and other miscellaneous items.

PINELLAS COUNTY, FLORIDA SHERIFF
COMBINING BALANCE SHEET – NON-MAJOR SPECIAL REVENUE FUNDS
September 30, 2020

	Pinellas Police Standards Council Fund	Private Civil Process Fund	Miscellaneous Operations Fund	Explorer Post 900 Fund	Sheriffs Community Connection	Ride and Run With the Stars	Total
Assets							
Cash and cash equivalents	\$ 297,474	\$ 49,352	\$ 576,620	\$ 98,385	\$ 12,420	\$ 20,688	\$ 1,054,939
Investments	-	-	21,422	-	-	-	21,422
Accounts receivable	-	-	-	-	-	-	-
Due from Pinellas County, Florida							
Board of County Commissioners	9,360	-	91,441	-	-	-	100,801
Total assets	<u>\$ 306,834</u>	<u>\$ 49,352</u>	<u>\$ 689,483</u>	<u>\$ 98,385</u>	<u>\$ 12,420</u>	<u>\$ 20,688</u>	<u>\$ 1,177,162</u>
Liabilities and fund balance							
Liabilities:							
Accounts payable and accrued expens	\$ 1,476	\$ 1,785	\$ 25,166	\$ 878	\$ -	\$ -	\$ 29,305
Accrued salaries and fringe benefits	11,665	-	-	-	-	-	11,665
Other current liabilities	-	-	54,228	-	-	-	54,228
Total liabilities	<u>13,141</u>	<u>1,785</u>	<u>79,394</u>	<u>878</u>	<u>-</u>	<u>-</u>	<u>95,198</u>
Fund balances, restricted	<u>293,693</u>	<u>47,567</u>	<u>610,089</u>	<u>97,507</u>	<u>12,420</u>	<u>20,688</u>	<u>1,081,964</u>
Total liabilities and fund balances	<u>\$ 306,834</u>	<u>\$ 49,352</u>	<u>\$ 689,483</u>	<u>\$ 98,385</u>	<u>\$ 12,420</u>	<u>\$ 20,688</u>	<u>\$ 1,177,162</u>

PINELLAS COUNTY, FLORIDA SHERIFF
COMBINING STATEMENT OF REVENUES, EXPENDITURES, AND CHANGES IN FUND BALANCES –
NON-MAJOR SPECIAL REVENUE FUNDS
Year Ended September 30, 2020

	Pinellas Police Standards Council Fund	Private Civil Process Fund	Miscellaneous Operations Fund	Explorer Post 900 Fund	Sheriff's Community Connection	Ride and Run With the Stars	Total
Revenues:							
Program revenue	\$ -	\$ -	\$ -	\$ 39,912	\$ 21,801	\$ 86,415	\$ 148,128
Traffic fine revenue	122,332	-	-	-	-	-	122,332
Charges for services	155,955	74,593	-	-	-	-	230,548
Interest and other revenue	2,312	347	1,748,331	604	102	288	1,751,984
Total revenues	<u>280,599</u>	<u>74,940</u>	<u>1,748,331</u>	<u>40,516</u>	<u>21,903</u>	<u>86,703</u>	<u>2,252,992</u>
Expenditures:							
Salaries:							
Deputies and assistants	238,925	-	-	-	-	-	238,925
Employee fringe benefits	70,774	-	-	-	-	-	70,774
Operating expenditures:							
Professional services	-	-	-	-	-	1,390	1,390
Other contractual services	23,155	52,920	178,550	-	16,877	73,081	344,583
Investigations	-	2,475	-	-	-	-	2,475
Travel and per diem	906	-	-	15,875	-	-	16,781
Communication services	5,211	-	-	-	-	-	5,211
Transportation	2,875	-	-	-	-	-	2,875
Rentals and leases	2,966	-	-	-	-	997	3,963
Insurance	723	-	-	-	-	-	723
Printing and binding	135	1,045	-	-	-	-	1,180
Promotional activities	-	-	267,279	-	-	11,018	278,297
Other charges and obligations	1,413	-	-	-	-	-	1,413
Office supplies	821	-	-	198	-	377	1,396
Operating supplies	956	53,124	-	7,505	374	-	61,959
Books, publications, and dues	430	-	-	-	-	-	430
Training	795	-	-	-	-	-	795
Capital Outlay							
Capital Outlay	-	-	1,417,902	-	-	-	1,417,902
Total expenditures	<u>350,085</u>	<u>109,564</u>	<u>1,863,731</u>	<u>23,578</u>	<u>17,251</u>	<u>86,863</u>	<u>2,451,072</u>
Net change in fund balance	<u>(69,486)</u>	<u>(34,624)</u>	<u>(115,400)</u>	<u>16,938</u>	<u>4,652</u>	<u>(160)</u>	<u>(198,080)</u>
Fund balances – beginning of year	363,179	82,191	725,489	80,569	7,768	20,848	1,280,044
Fund balances – end of year	<u>\$ 293,693</u>	<u>\$ 47,567</u>	<u>\$ 610,089</u>	<u>\$ 97,507</u>	<u>\$ 12,420</u>	<u>\$ 20,688</u>	<u>\$ 1,081,964</u>

PINELLAS COUNTY, FLORIDA SHERIFF
SCHEDULE OF REVENUES, EXPENDITURES, AND CHANGES IN FUND
BALANCES – BUDGET AND ACTUAL – PINELLAS POLICE STANDARDS COUNCIL FUND
Year Ended September 30, 2020

	Budget		Actual	Variance With Final Budget Positive (Negative)
	Original	Final		
Revenues:				
Traffic fine revenue	\$ 147,240	\$ 122,297	\$ 122,332	\$ 35
Charges for services	139,280	155,955	155,955	-
Interest and other revenue	2,550	2,312	2,312	-
Total revenues	<u>289,070</u>	<u>280,564</u>	<u>280,599</u>	<u>35</u>
Expenditures:				
Salaries:				
Deputies and assistants	230,850	238,925	238,925	-
Employee fringe benefits	71,020	70,776	70,774	2
Operating expenditures:				
Professional services	2,000	-	-	-
Other contractual services	29,000	23,155	23,155	-
Travel and per diem	1,500	906	906	-
Communication services	6,000	5,212	5,211	1
Transportation	2,880	2,875	2,875	-
Rentals and leases	3,900	2,967	2,966	1
Insurance	720	724	723	1
Repairs and maintenance	340	-	-	-
Printing and binding	700	135	135	-
Promotional activities	1,000	-	-	-
Other charges and obligations	2,900	1,413	1,413	-
Office supplies	1,850	821	821	-
Operating supplies	2,950	957	956	1
Books, publications, and dues	900	430	430	-
Training	1,000	795	795	-
Total expenditures	<u>359,510</u>	<u>350,091</u>	<u>350,085</u>	<u>6</u>
Excess (deficiency) of revenues over (under) expenditures	<u>(70,440)</u>	<u>(69,527)</u>	<u>(69,486)</u>	<u>41</u>
Other financing sources (uses):				
Reserves	70,440	69,527	-	(69,527)
Total other financing sources (uses)	<u>70,440</u>	<u>69,527</u>	<u>-</u>	<u>(69,527)</u>
Net change in fund balance	<u>-</u>	<u>-</u>	<u>(69,486)</u>	<u>(69,486)</u>
Fund balances – beginning of year	<u>-</u>	<u>-</u>	<u>363,179</u>	<u>363,179</u>
Fund balances – end of year	<u>\$ -</u>	<u>\$ -</u>	<u>\$ 293,693</u>	<u>\$ 293,693</u>

PINELLAS COUNTY, FLORIDA SHERIFF
SCHEDULE OF REVENUES, EXPENDITURES, AND CHANGES IN
FUND BALANCES – BUDGET AND ACTUAL – PRIVATE CIVIL PROCESS FUND
Year Ended September 30, 2020

	Budget		Actual	Variance With Final Budget Positive (Negative)
	Original	Final		
Revenues:				
Charges for services	\$ 119,200	\$ 74,593	\$ 74,593	\$ -
Interest and other revenue	500	347	347	-
Total revenues	<u>119,700</u>	<u>74,940</u>	<u>74,940</u>	<u>-</u>
Expenditures:				
Other contractual services	60,000	52,921	52,920	1
Investigations	2,840	2,475	2,475	-
Printing and binding	1,860	1,045	1,045	-
Operating supplies	55,000	53,124	53,124	-
Total expenditures	<u>119,700</u>	<u>109,565</u>	<u>109,564</u>	<u>1</u>
Excess (deficiency) of revenues over (under) expenditures	<u>-</u>	<u>(34,625)</u>	<u>(34,624)</u>	<u>1</u>
Other financing sources (uses):				
Reserves	-	34,625	-	(34,625)
Total other financing sources (uses)	<u>-</u>	<u>34,625</u>	<u>-</u>	<u>(34,625)</u>
Net change in fund balance	<u>-</u>	<u>-</u>	<u>(34,624)</u>	<u>(34,624)</u>
Fund balances – beginning of year	-	-	82,191	82,191
Fund balances – end of year	<u>\$ -</u>	<u>\$ -</u>	<u>\$ 47,567</u>	<u>\$ 47,567</u>

PINELLAS COUNTY, FLORIDA SHERIFF
SCHEDULE OF REVENUES, EXPENDITURES, AND CHANGES IN
FUND BALANCES – BUDGET AND ACTUAL – MISCELLANEOUS OPERATIONS FUND
Year Ended September 30, 2020

	Budget		Actual	Variance With Final Budget Positive (Negative)
	Original	Final		
Revenues:				
Interest and other revenue	\$ -	\$ 1,748,335	\$ 1,748,331	\$ (4)
Total revenues	-	1,748,335	1,748,331	(4)
Expenditures:				
Operating expenditures:				
Other contractual services	-	63,150	178,550	(115,400)
Promotional activities	-	267,280	267,279	1
Capital Outlay	-	1,417,905	1,417,902	3
Total expenditures	-	1,748,335	1,863,731	(115,396)
Excess (deficiency) of revenues over (under) expenditures	-	-	(115,400)	(115,400)
Net change in fund balance	-	-	(115,400)	(115,400)
Fund balance – beginning of year	-	-	725,489	725,489
Fund balance – end of year	\$ -	\$ -	\$ 610,089	\$ 610,089

PINELLAS COUNTY, FLORIDA SHERIFF
SCHEDULE OF REVENUES, EXPENDITURES, AND CHANGES IN FUND
BALANCES – BUDGET AND ACTUAL – EXPLORER POST 900 FUND
Year Ended September 30, 2020

	Budget		Actual	Variance With Final Budget Positive (Negative)
	Original	Final		
Revenues:				
Program revenue	\$ 61,500	\$ 30,680	\$ 39,912	\$ 9,232
Interest and other revenue	200	200	604	404
Total revenues	<u>61,700</u>	<u>30,880</u>	<u>40,516</u>	<u>9,636</u>
Expenditures:				
Operating expenditures:				
Travel and per diem	50,500	15,876	15,875	1
Office supplies	3,100	198	198	-
Operating supplies	22,500	14,806	7,505	7,301
Total expenditures	<u>76,100</u>	<u>30,880</u>	<u>23,578</u>	<u>7,302</u>
Excess (deficiency) of revenues over (under) expenditures	<u>(14,400)</u>	<u>-</u>	<u>16,938</u>	<u>16,938</u>
Other financing sources (uses):				
Reserves	14,400	-	-	-
Total other financing sources (uses)	<u>14,400</u>	<u>-</u>	<u>-</u>	<u>-</u>
Net change in fund balance	-	-	16,938	16,938
Fund balance – beginning of year	-	-	80,569	80,569
Fund balance – end of year	<u>\$ -</u>	<u>\$ -</u>	<u>\$ 97,507</u>	<u>\$ 97,507</u>

PINELLAS COUNTY, FLORIDA SHERIFF
SCHEDULE OF REVENUES, EXPENDITURES, AND CHANGES IN FUND
BALANCES – BUDGET AND ACTUAL – SHERIFF'S COMMUNITY CONNECTION FUND
Year Ended September 30, 2020

	Budget		Actual	Variance With Final Budget Positive (Negative)
	Original	Final		
Revenues:				
Program revenue	\$ 8,000	\$ 17,151	\$ 21,801	\$ 4,650
Interest and other revenue	-	101	102	1
Total revenues	<u>8,000</u>	<u>17,252</u>	<u>21,903</u>	<u>4,651</u>
Expenditures:				
Operating expenditures:				
Other contractual services	12,000	16,878	16,877	1
Operating supplies	1,700	374	374	-
Total expenditures	<u>13,700</u>	<u>17,252</u>	<u>17,251</u>	<u>1</u>
Excess (deficiency) of revenues over (under) expenditures	<u>(5,700)</u>	<u>-</u>	<u>4,652</u>	<u>4,652</u>
Other financing sources (uses):				
Reserves	5,700	-	-	-
Total other financing sources (uses)	<u>5,700</u>	<u>-</u>	<u>-</u>	<u>-</u>
Net change in fund balance	-	-	4,652	4,652
Fund balance – beginning of year	-	-	7,768	7,768
Fund balance – end of year	<u>\$ -</u>	<u>\$ -</u>	<u>\$ 12,420</u>	<u>\$ 12,420</u>

PINELLAS COUNTY, FLORIDA SHERIFF
SCHEDULE OF REVENUES, EXPENDITURES, AND CHANGES IN FUND
BALANCES – BUDGET AND ACTUAL – RIDE AND RUN WITH THE STARS FUND
Year Ended September 30, 2020

	Budget		Actual	Variance With Final Budget Positive (Negative)
	Original	Final		
Revenues:				
Program revenue	\$ 94,050	\$ 86,579	\$ 86,415	\$ (164)
Interest and other revenue	150	286	288	2
Total revenues	<u>94,200</u>	<u>86,865</u>	<u>86,703</u>	<u>(162)</u>
Expenditures:				
Operating expenditures:				
Accounting and auditing	850	1,390	1,390	-
Other contractual services	75,000	73,083	73,081	2
Rentals and leases	1,300	997	997	-
Promotional activities	13,000	11,018	11,018	-
Office supplies	2,150	377	377	-
Operating supplies	1,900	-	-	-
Total expenditures	<u>94,200</u>	<u>86,865</u>	<u>86,863</u>	<u>2</u>
Excess (deficiency) of revenues over (under) expenditures	-	-	(160)	(160)
Other financing sources (uses):				
Reserves	-	-	-	-
Total other financing sources (uses)	-	-	-	-
Net change in fund balance	-	-	(160)	(160)
Fund balance – beginning of year	-	-	20,848	20,848
Fund balance – end of year	<u>\$ -</u>	<u>\$ -</u>	<u>\$ 20,688</u>	<u>\$ 20,688</u>

PINELLAS COUNTY, FLORIDA SHERIFF
COMBINING BALANCE SHEET – AGENCY FUNDS
September 30, 2020

	Individual Depositor <u>Fund</u>	Inmate Trust <u>Fund</u>	Payroll <u>Fund</u>	<u>Total</u>
Assets				
Cash and cash equivalents	\$ 32,733	\$ 242,493	\$ -	\$ 275,226
Accounts Receivable	<u>1,260</u>	<u>1,194</u>	<u>213,822</u>	<u>216,276</u>
Total assets	<u><u>\$ 33,993</u></u>	<u><u>\$ 243,687</u></u>	<u><u>\$ 213,822</u></u>	<u><u>\$ 491,502</u></u>
Liabilities				
Accounts payable and accrued expenses	\$ -	\$ 85,938	\$ 213,800	\$ 299,738
Other current liabilities	-	-	22	22
Due to Pinellas County, Florida				
Board of County Commissioners	9,932	-	-	9,932
Due to Pinellas County, Florida				
Clerk of the Circuit Court	31	-	-	31
Individual deposits	-	157,749	-	157,749
Unclaimed funds and other deposits	<u>24,030</u>	<u>-</u>	<u>-</u>	<u>24,030</u>
Total liabilities	<u><u>\$ 33,993</u></u>	<u><u>\$ 243,687</u></u>	<u><u>\$ 213,822</u></u>	<u><u>\$ 491,502</u></u>

PINELLAS COUNTY, FLORIDA SHERIFF
COMBINING STATEMENT OF CHANGES IN ASSETS
AND LIABILITIES – AGENCY FUNDS
Year Ended September 30, 2020

	October 1, <u>2019</u>	<u>Additions</u>	<u>Deductions</u>	September 30, <u>2020</u>
Individual Depositor Fund				
Assets:				
Cash and cash equivalents	\$ 141,603	\$ 488,895	\$ 597,765	\$ 32,733
Accounts receivable	-	3,254	1,994	1,260
Due from Pinellas County, Florida				
Board of County Commissioners	-	944	944	-
Total assets	<u>\$ 141,603</u>	<u>\$ 493,093</u>	<u>\$ 600,703</u>	<u>\$ 33,993</u>
Liabilities:				
Accounts payable and accrued expenses	\$ 15,784	\$ 552,324	\$ 568,108	\$ -
Due to Pinellas County, Florida				
Board of County Commissioners	3,974	291,520	285,562	9,932
Due to Pinellas County, Florida				
Clerk of the Circuit Court	46	81	96	31
Unclaimed funds and other deposits	121,799	210,597	308,366	24,030
Total liabilities	<u>\$ 141,603</u>	<u>\$ 1,054,522</u>	<u>\$ 1,162,132</u>	<u>\$ 33,993</u>
Inmate Trust Fund				
Assets:				
Cash and cash equivalents	\$ 201,420	\$ 5,804,837	\$ 5,763,764	\$ 242,493
Accounts receivable	12,741	1,194	12,741	1,194
Total assets	<u>\$ 214,161</u>	<u>\$ 5,806,031</u>	<u>\$ 5,776,505</u>	<u>\$ 243,687</u>
Liabilities:				
Accounts Payable	\$ 70,199	\$ 98,938	\$ 83,199	\$ 85,938
Individual deposits	143,962	5,850,231	5,836,444	157,749
Total liabilities	<u>\$ 214,161</u>	<u>\$ 5,949,169</u>	<u>\$ 5,919,643</u>	<u>\$ 243,687</u>

(Continued)

PINELLAS COUNTY, FLORIDA SHERIFF
COMBINING STATEMENT OF CHANGES IN ASSETS
AND LIABILITIES – AGENCY FUNDS
Year Ended September 30, 2020

	October 1, <u>2019</u>	<u>Additions</u>	<u>Deductions</u>	September 30, <u>2020</u>
Payroll Fund				
Assets:				
Cash and cash equivalents	\$ 1,294	\$ 147,714,611	\$ 147,715,905	\$ -
Accounts receivable	206,110	213,822	206,110	213,822
Total assets	<u>\$ 207,404</u>	<u>\$ 147,928,433</u>	<u>\$ 147,922,015</u>	<u>\$ 213,822</u>
Liabilities:				
Accounts payable	\$ 206,110	\$ 149,583,325	\$ 149,575,635	\$ 213,800
Other current liabilities	1,294	149,795,104	149,796,376	22
Total liabilities	<u>\$ 207,404</u>	<u>\$ 299,378,429</u>	<u>\$ 299,372,011</u>	<u>\$ 213,822</u>
Total – All Fiduciary Funds				
Assets:				
Cash and cash equivalents	\$ 344,317	\$ 154,008,343	\$ 154,077,434	\$ 275,226
Accounts receivable	218,851	218,270	220,845	216,276
Due from other governments	-	944	944	-
Total assets	<u>\$ 563,168</u>	<u>\$ 154,227,557</u>	<u>\$ 154,299,223</u>	<u>\$ 491,502</u>
Liabilities:				
Accounts payable and accrued expenses	\$ 292,093	\$ 150,234,587	\$ 150,226,942	\$ 299,738
Other current liabilities	1,294	149,795,104	149,796,376	22
Due to Pinellas County, Florida				
Board of County Commissioners	3,974	291,520	285,562	9,932
Due to Pinellas County, Florida				
Clerk of the Circuit Court	46	81	96	31
Individual deposits	143,962	5,850,231	5,836,444	157,749
Unclaimed funds and other deposits	121,799	210,597	308,366	24,030
Total liabilities	<u>\$ 563,168</u>	<u>\$ 306,382,120</u>	<u>\$ 306,453,786</u>	<u>\$ 491,502</u>

COMPLIANCE REPORTS

**INDEPENDENT AUDITOR'S REPORT ON INTERNAL CONTROL OVER FINANCIAL REPORTING
AND ON COMPLIANCE AND OTHER MATTERS BASED ON AN AUDIT OF FINANCIAL
STATEMENTS PERFORMED IN ACCORDANCE WITH GOVERNMENT AUDITING STANDARDS**

Sheriff Bob Gualtieri
Pinellas County, Florida Sheriff
Largo, Florida

We have audited, in accordance with the auditing standards generally accepted in the United States of America and the standards applicable to financial audits contained in *Government Auditing Standards* issued by the Comptroller General of the United States, the financial statements of each major fund and the aggregate remaining fund information of the Pinellas County, Florida Sheriff (the "Sheriff"), as of and for the year ended September 30, 2020, and the related notes to the financial statements, and have issued our report thereon dated January 12, 2021. As discussed in Note 1, the financial statements were prepared for the purpose of complying with the financial reporting provisions of Section 218.39, *Florida Statutes*, and Chapter 10.557(3), *Rules of the Auditor General*. The financial statements present only each major fund and the aggregate remaining fund information and do not purport to, and do not, present fairly the financial position of the Sheriff, as of September 30, 2020, the changes in its financial position or, where applicable, its cash flows for the year then ended in accordance with accounting principles generally accepted in the United States of America.

Internal Control Over Financial Reporting

In planning and performing our audit of the financial statements, we considered the Sheriff's internal control over financial reporting (internal control) as a basis for designing audit procedures that are appropriate in the circumstances for the purpose of expressing our opinions on the financial statements, but not for the purpose of expressing an opinion on the effectiveness of the Sheriff's internal control. Accordingly, we do not express an opinion on the effectiveness of the Sheriff's internal control.

A *deficiency in internal control* exists when the design or operation of a control does not allow management or employees, in the normal course of performing their assigned functions, to prevent, or detect and correct, misstatements on a timely basis. A *material weakness* is a deficiency, or a combination of deficiencies, in internal control such that there is a reasonable possibility that a material misstatement of the entity's financial statements will not be prevented, or detected and corrected on a timely basis. A *significant deficiency* is a deficiency, or a combination of deficiencies, in internal control that is less severe than a material weakness, yet important enough to merit attention by those charged with governance.

Our consideration of internal control was for the limited purpose described in the first paragraph of this section and was not designed to identify all deficiencies in internal control that might be material weaknesses or significant deficiencies. Given these limitations, during our audit we did not identify any deficiencies in internal control that we consider to be material weaknesses. However, material weaknesses may exist that have not been identified.

Compliance and Other Matters

As part of obtaining reasonable assurance about whether the Sheriff's financial statements are free from material misstatement, we performed tests of its compliance with certain provisions of laws, regulations, contracts, and grant agreements, noncompliance with which could have a direct and material effect on the financial statements. However, providing an opinion on compliance with those provisions was not an objective of our audit, and accordingly, we do not express such an opinion. The results of our tests disclosed no instances of noncompliance or other matters that are required to be reported under *Government Auditing Standards*.

Purpose of this Report

The purpose of this report is solely to describe the scope of our testing of internal control over financial reporting and compliance and the results of that testing, and not to provide an opinion on the effectiveness of the entity's internal control or on compliance. This report is an integral part of an audit performed in accordance with *Government Auditing Standards* in considering the entity's internal control and compliance. Accordingly, this communication is not suitable for any other purpose.



Crowe LLP

Tampa, Florida
January 12, 2021

PINELLAS COUNTY, FLORIDA SHERIFF
SCHEDULE OF FINDINGS AND RESPONSES
Year ended September 30, 2020

SECTION I - SUMMARY OF AUDITORS' RESULTS

FINANCIAL STATEMENTS

Type of auditors' report issued	Unmodified
Internal control over financial reporting:	
Material weaknesses identified	No
Significant deficiencies identified not considered to be material weaknesses	None reported
Noncompliance material to financial statements noted	None

SECTION II - CURRENT YEAR FINDINGS AND RECOMMENDATIONS

No such items to report.

SECTION III- PRIOR YEAR FINDINGS AND RECOMMENDATIONS

No such items.

Sheriff Bob Gualtieri
Pinellas County, Florida Sheriff
Largo, Florida

Report on Financial Statements

We have audited the financial statements of each major fund and the aggregate remaining fund information of the Pinellas County, Florida Sheriff (Sheriff) as of and for the year ended September 30, 2020, and have issued our report thereon dated January 12, 2021. As discussed in Note 1, the financial statements were prepared for the purpose of complying with the financial reporting provisions of Section 218.39, *Florida Statutes*, and Chapter 10.557(3), *Rules of the Auditor General*, and are not intended to be a complete presentation of Pinellas County, Florida Sheriff's assets, liabilities, revenues or expenditures. Our opinion is not modified with respect to this matter.

Auditor's Responsibility

We conducted our audit in accordance with auditing standards generally accepted in the United States of America, the standards applicable to financial audits contained in *Government Auditing Standards*, issued by the Comptroller General of the United States and Chapter 10.550, *Rules of the Florida Auditor General*.

Other Reporting Requirements

We have issued our Independent Auditor's Report on Internal Control over Financial Reporting and on Compliance and Other Matters Based on an Audit of the Financial Statements Performed in Accordance with *Government Auditing Standards*; and Independent Accountant's Report on an examination conducted in accordance with *AICPA Professional Standards*, AT-C Section 315, regarding compliance requirements in accordance with Chapter 10.550, *Rules of the Auditor General*. Disclosures in that report, which is dated January 12, 2021, should be considered in conjunction with this management letter.

Prior Audit Findings

Section 10.554(1)(i)1., *Rules of the Auditor General*, requires that we determine whether or not corrective actions have been taken to address findings and recommendations made in the preceding annual financial audit report. There were no such findings reported for the year ended September 30, 2019.

Official Title and Legal Authority

Section 10.554(1)(i)5., *Rules of the Auditor General*, requires that the name or official title and legal authority for the primary government and each component unit of the reporting entity be disclosed in this management letter, unless disclosed in the notes to the financial statements. The Sheriff was established by the Constitution of the State of Florida, Article VIII, Section 1(d). The Sheriff did not include any component units.

Financial Management

Section 10.554(1)(i)2., *Rules of the Auditor General*, requires that we address in the management letter any recommendations to improve financial management. In connection with our audit, we did not have any such recommendations.

Additional Matters

Section 10.554(1)(i)3., *Rules of the Auditor General*, requires that we address noncompliance with provisions of contracts or grant agreements, or abuse, that have occurred, or are likely to have occurred, that have an effect on the financial statements that is less than material but which warrants the attention of those charged with governance. In connection with our audit, we did not have any such findings.

Purpose of this Letter

Our management letter is intended solely for the information and use of the Legislative Auditing Committee, members of the Florida Senate and the Florida House of Representatives, the Florida Auditor General, Federal and other granting agencies, the Sheriff and applicable management and is not intended to be and should not be used by anyone other than these specified parties.



Crowe LLP

Tampa, Florida
January 12, 2021

**INDEPENDENT ACCOUNTANT'S REPORT ON COMPLIANCE WITH
SECTION 218.415, FLORIDA STATUTES**

Sheriff Bob Gualtieri
Pinellas County, Florida Sheriff
Largo, Florida

We have examined the Pinellas County, Florida Sheriff's (the "Sheriff") compliance with Section 218.415, *Florida Statutes*, concerning the investment of public funds during the year ended September 30, 2020. Management of the Sheriff is responsible for the Sheriff's compliance with the specified requirements. Our responsibility is to express an opinion on the Sheriff's compliance with the specified requirements based on our examination.

Our examination was conducted in accordance with attestation standards established by the American Institute of Certified Public Accountants and the standards applicable to attestation engagements contained in *Government Auditing Standards* issued by the Comptroller General of the United States. Those standards require that we plan and perform the examination to obtain reasonable assurance about whether the Sheriff complied, in all material respects, with the specified requirements reference above. An examination involves performing procedures to obtain evidence about whether the Sheriff complied with the specified requirements. The nature, timing, and extent of the procedures selected depend on our judgment, including an assessment of the risks of material noncompliance, whether due to fraud or error. We believe that the evidence we obtained is sufficient and appropriate to provide a reasonable basis for our opinion.

Our examination does not provide a legal determination on the Sheriff's compliance with specified requirements.

In our opinion, the Sheriff complied, in all material respects, with the requirements contained in Section 218.415, *Florida Statutes*, during the year ended September 30, 2020.

The purpose of this report is solely to comply with Chapter 10.550, *Rules of the Florida Auditor General*. Accordingly, this report is not suitable for any other purpose.



Crowe LLP

Tampa, Florida
January 12, 2021