



ROGER D. EATON

CLERK OF THE CIRCUIT COURT
& COUNTY COMPTROLLER



ANNUAL FINANCIAL REPORT

FOR THE FISCAL YEAR ENDED SEPTEMBER 30, 2024
CHARLOTTE COUNTY, FL

**CHARLOTTE COUNTY
FLORIDA**

**ANNUAL FINANCIAL REPORT
FOR THE FISCAL YEAR ENDED
SEPTEMBER 30, 2024**

PREPARED BY:

**ROGER D. EATON
CLERK OF THE CIRCUIT COURT &
COUNTY COMPTROLLER**

**STACY WEAR
FINANCE DIRECTOR**



MESSAGE FROM YOUR CLERK AND COUNTY COMPTROLLER

The Clerk's office consistently introduces new services, enhances existing ones, and garners praise from the community for the dedication and hard work of our staff. As your Charlotte County Clerk of Court, I take great pride in the skill and commitment demonstrated by my team every single day.

In 2024, I was awarded the Pacesetter Award by the Charlotte County Chamber of Commerce. While this prestigious recognition is awarded to individuals who exemplify excellence within their community and the highest standards, the Pacesetter Award recognition is truly awarded to our entire office rather than a single person. Since taking office, I have been a strong advocate for a team-first approach, continually emphasizing the value of teamwork, communication, and mutual trust. This commitment ensures our office continues to serve with compassion, expertise, and efficiency in support of our community.

This past year, our office introduced an innovative, streamlined permit application process that enables electronic recording of commencement notices directly into our Official Records from the county building permit department's system. This advancement saves time and expense for county offices, local contractors, and all Charlotte County citizens.

As we continue enhancing and expanding the services we provide local citizens, we remain steadfastly committed to doing so without increasing our budget. Fiscal responsibility is a top priority in our office. For the eighth consecutive year, we have successfully reduced our budget. As a result, in 2024 our office returned over \$1 million in taxpayer funds to the Charlotte County Board of County Commissioners, despite the challenges of rising staff healthcare costs and higher Florida Retirement System rates.

Since I took office in 2017, your Clerk's office has returned more than \$5.9 million in taxpayer funds to the Board of County Commissioners, all while expanding the services we offer to the citizens of Charlotte County. Our excellent staff, coupled with the implementation of cutting-edge technology systems, has allowed us to achieve both cost savings and enhanced services for everyone.

The Comptroller Division of your Clerk's Office is responsible for managing all investments for Charlotte County funds. Our financial team works diligently to ensure the safety, liquidity, and profitability of these investments. In the past fiscal year, we successfully managed a Charlotte County investment portfolio that earned \$47.4 million. Since I took office in 2017, the funds overseen by your Clerk's office have earned more than \$120 million.

For the 38th consecutive year, your Clerk's office has been honored with the Certificate of Achievement for Excellence in Financial Reporting by the Government Finance Officers Association. This prestigious award is the highest recognition in the field of governmental accounting and financial reporting. Achieving it reflects the outstanding efforts of our Comptroller Division staff.

In 2024, our office not only excelled in the workplace but also remained dedicated to supporting our community after work hours. We continue to partner with the Animal Welfare League (AWL) through our "Eaton Eats" program, which collects food donations for AWL. Our Jury Pay Donation Program allows jurors to donate their jury pay to the Center for Abuse and Rape Emergencies (CARE) instead of receiving their same-day cash pay. This past year, we also raised funds for Virginia B. Andes and My Autism Connection, Inc. Additionally, in honor of Veterans Day throughout the month of November, we offered FREE passport photos and certified copies to all veterans and active military personnel.

While your Clerk's office set a high bar for excellence in 2024, room for further improvements always remain. Rather than resting on our laurels, we will continue to innovate, modernize, provide additional, more convenient services for Charlotte County -- all while remaining fiscally responsible toward our taxpayers.

For more information about our office, and to access all of our services, please visit us at CharlotteClerk.com.

Sincerely,

A handwritten signature in blue ink, appearing to read "Roger".

TABLE OF CONTENTS

SECTION I - COMBINED FINANCIAL STATEMENTS

REPORT OF INDEPENDENT AUDITOR	1 - 3
MANAGEMENT DISCUSSION AND ANALYSIS	4 - 18
BASIC FINANCIAL STATEMENTS:	
GOVERNMENT-WIDE FINANCIAL STATEMENTS:	
Statement of Net Position	19 - 21
Statement of Activities	22 - 23
FUND FINANCIAL STATEMENTS:	
Balance Sheet - Governmental Funds	24 - 25
Reconciliation of the Balance Sheet of Governmental Funds to the Statement of Net Position	26
Statement of Revenues, Expenditures and Changes in Fund Balances - Governmental Funds	27 - 28
Reconciliation of the Statement of Revenues, Expenditures and Changes in Fund Balances of Governmental Funds to the Statement of Activities	29
Statement of Revenues, Expenditures and Changes in Fund Balances - Budget and Actual - General Fund	30 - 32
Statement of Revenues, Expenditures and Changes in Fund Balances - Budget and Actual - Charlotte Public Safety	33
Statement of Revenues, Expenditures and Changes in Fund Balances - Budget and Actual - Street and Drainage Districts Maintenance	34
Statement of Revenues, Expenditures and Changes in Fund Balances - Budget and Actual - Hurricane Funds	35 - 36
Statement of Net Position - Proprietary Funds	37 - 38
Statement of Revenues, Expenses and Changes in Fund Net Position - Proprietary Funds	39
Statement of Cash Flows - Proprietary Funds	40 - 41
Statement of Fiduciary Net Position - Custodial Funds	42
Statement of Changes in Fiduciary Net Position - Custodial Funds	43
NOTES TO FINANCIAL STATEMENTS	44 - 104
REQUIRED SUPPLEMENTARY INFORMATION	
Schedule of Changes in Total OPEB Liability & Related Ratios	105 - 107
Schedule of County Contributions - FRS Pension Plan	108 - 109
Schedule of the County's Proportionate Share of the Net Pension Liability - FRS Pension Plan	110 - 111
Schedule of County Contributions - HIS Pension Plan	112 - 113
Schedule of the County's Proportionate Share of the Net Pension Liability - HIS Pension Plan	114 - 115
COMBINING AND INDIVIDUAL FUND STATEMENTS AND SCHEDULES	
NONMAJOR GOVERNMENTAL FUNDS	
Combining Balance Sheet - Nonmajor Governmental Funds	116 - 123
Combining Statement of Revenues, Expenditures and Changes in Fund Balances - Nonmajor Governmental Funds	124 - 133
INTERNAL SERVICE FUNDS	
Combining Statement of Net Position - Internal Service Funds	134
Combining Statement of Revenues, Expenses and Changes in Fund Net Position - Internal Service Funds	135
Combining Statement of Cash Flows - Internal Service Funds	136 - 137
FIDUCIARY FUNDS	
Combining Statement of Fiduciary Net Position - Custodial Funds	138
Combining Statement of Changes in Fiduciary Net Position - Custodial Funds	139

TABLE OF CONTENTS

SECTION I - COMBINED STATEMENTS, CONTINUED

REPORT OF INDEPENDENT AUDITOR ON INTERNAL CONTROL OVER FINANCIAL REPORTING AND ON COMPLIANCE AND OTHER MATTERS BASED ON AN AUDIT OF FINANCIAL STATEMENTS PERFORMED IN ACCORDANCE WITH GOVERNMENT AUDITING STANDARDS	140 - 141
INDEPENDENT AUDITOR'S MANAGEMENT LETTER	142 - 144
REPORT OF INDEPENDENT ACCOUNTANT ON COMPLIANCE WITH LOCAL GOVERNMENT INVESTMENT POLICIES AND E911 REQUIREMENTS OF SECTIONS 365.172 AND 365.173, FLORIDA STATUTES	145
SCHEDULE OF INSURANCE POLICIES IN FORCE	146

SECTION II - CLERK OF THE CIRCUIT COURT

INDEPENDENT AUDITOR'S REPORT	1 - 3
FUND FINANCIAL STATEMENTS:	
Balance Sheet - Governmental Funds	4 - 5
Statement of Revenues, Expenditures and Changes in Fund Balance - Governmental Funds	6 - 7
CUSTODIAL FUNDS	
Statement of Custodial Funds Net Position	8
Statement of Changes in Custodial Funds Net Position	9
NOTES TO FINANCIAL STATEMENTS	10 - 16
REQUIRED SUPPLEMENTARY INFORMATION	
Schedule of Revenues, Expenditures and Changes in Fund Balances - Budget and Actual - General Fund	17
Schedule of Revenues, Expenditures and Changes in Fund Balances - Budget and Actual - Modernization Trust Fund	18
Schedule of Revenues, Expenditures and Changes in Fund Balances - Budget and Actual - Civil Case Filing Fees	19
Schedule of Revenues, Expenditures and Changes in Fund Balances - Budget and Actual - IV-D	20
Schedule of Revenues, Expenditures and Changes in Fund Balances - Budget and Actual - Court Related	21
Schedule of Revenues, Expenditures and Changes in Fund Balances - Budget and Actual - Documentary Stamp/Intangible	22
SUPPLEMENTARY INFORMATION	
COMBINING AND INDIVIDUAL FUND STATEMENTS AND SCHEDULES	
INTERNAL SERVICE FUND	23
Combining Statement of Net Position - Internal Service Fund	
Combining Statement of Revenues, Expenses and Changes in Fund Net Position - Internal Service Fund	24
Combining Statement of Cash Flows - Internal Service Fund	25 - 26

TABLE OF CONTENTS

SECTION II - CLERK OF THE CIRCUIT COURT, CONTINUED

INDEPENDENT AUDITOR'S REPORT ON INTERNAL CONTROL OVER FINANCIAL REPORTING AND ON COMPLIANCE AND OTHER MATTERS BASED ON AN AUDIT OF FINANCIAL STATEMENTS PERFORMED IN ACCORDANCE WITH GOVERNMENT AUDITING STANDARDS	27 - 28
INDEPENDENT AUDITOR'S MANAGEMENT LETTER	29 - 30
INDEPENDENT ACCOUNTANT'S REPORT	31

SECTION III - PROPERTY APPRAISER

INDEPENDENT AUDITOR'S REPORT	1 - 3
FUND FINANCIAL STATEMENTS	
Balance Sheet - Governmental Funds	4
Statement of Revenues, Expenditures and Changes in Fund Balance - Governmental Funds	5
NOTES TO FINANCIAL STATEMENTS	6 - 11
REQUIRED SUPPLEMENTARY INFORMATION	
Statement of Revenues, Expenditures and Changes in Fund Balance - Budget and Actual - General Fund	12
INDEPENDENT AUDITOR'S REPORT ON INTERNAL CONTROL OVER FINANCIAL REPORTING AND ON COMPLIANCE AND OTHER MATTERS BASED ON AN AUDIT OF FINANCIAL STATEMENTS PERFORMED IN ACCORDANCE WITH GOVERNMENT AUDITING STANDARDS	13 - 14
INDEPENDENT AUDITOR'S MANAGEMENT LETTER	15 - 16
INDEPENDENT ACCOUNTANT'S REPORT	17

SECTION IV - SHERIFF

INDEPENDENT AUDITOR'S REPORT	1 - 3
FUND FINANCIAL STATEMENTS	
Balance Sheet - Governmental Funds	4 - 5
Statement of Revenues, Expenditures and Changes in Fund Balances - Governmental Funds	6 - 7
Statement of Custodial Net Position	8
Statement of Changes in Custodial Net Position	9
NOTES TO FINANCIAL STATEMENTS	10 - 20
REQUIRED SUPPLEMENTARY INFORMATION	
Statement of Revenues, Expenditures and Changes in Fund Balances - Budget and Actual - (Non-GAAP) - General Fund	21

TABLE OF CONTENTS

SECTION IV – SHERIFF, CONTINUED

SUPPLEMENTARY INFORMATION

NONMAJOR GOVERNMENTAL FUNDS

Combining Balance Sheet - Nonmajor Governmental Funds	22 - 24
Combining Statement of Revenues, Expenditures and Changes in Fund Balance - Nonmajor Governmental Funds	25 - 27

INDEPENDENT AUDITOR’S REPORT ON INTERNAL CONTROL OVER FINANCIAL REPORTING AND ON COMPLIANCE AND OTHER MATTERS BASED ON AN AUDIT OF FINANCIAL STATEMENTS PERFORMED IN ACCORDANCE WITH GOVERNMENT AUDITING STANDARDS	28 -29
---	--------

INDEPENDENT AUDITOR’S MANAGEMENT LETTER	30 -31
--	--------

INDEPENDENT ACCOUNTANT’S REPORT	32
--	----

SECTION V - SUPERVISOR OF ELECTIONS

INDEPENDENT AUDITOR’S REPORT	1 - 3
-------------------------------------	-------

FUND FINANCIAL STATEMENTS

Balance Sheet - Governmental Fund	4
Statement of Revenues, Expenditures and Changes in Fund Balance - Governmental Funds	5

NOTES TO FINANCIAL STATEMENTS	6 - 10
--------------------------------------	--------

REQUIRED SUPPLEMENTARY INFORMATION

Schedule of Revenues, Expenditures and Changes in Fund Balances - Budget and Actual - General Fund	11
---	----

INDEPENDENT AUDITOR’S REPORT ON INTERNAL CONTROL OVER FINANCIAL REPORTING AND ON COMPLIANCE AND OTHER MATTERS BASED ON AN AUDIT OF FINANCIAL STATEMENTS PERFORMED IN ACCORDANCE WITH GOVERNMENT AUDITING STANDARDS	12 - 13
---	---------

INDEPENDENT AUDITOR’S MANAGEMENT LETTER	14 - 15
--	---------

INDEPENDENT ACCOUNTANT’S REPORT	16
--	----

TABLE OF CONTENTS

SECTION VI - TAX COLLECTOR

INDEPENDENT AUDITOR'S REPORT	1 - 3
FUND FINANCIAL STATEMENTS	
Balance Sheet - Governmental Fund	4
Statement of Revenues, Expenditures and Changes in Fund Balance - Governmental Fund	5
Statement of Custodial Funds Net Position	6
Statement of Changes in Custodial Funds Net Position	7
NOTES TO FINANCIAL STATEMENTS	8 - 13
REQUIRED SUPPLEMENTARY INFORMATION	
Schedule of Revenues, Expenditures and Changes in Fund Balances - Budget and Actual - General Fund	14
INDEPENDENT AUDITOR'S REPORT ON INTERNAL CONTROL OVER FINANCIAL REPORTING AND ON COMPLIANCE AND OTHER MATTERS BASED ON AN AUDIT OF FINANCIAL STATEMENTS PERFORMED IN ACCORDANCE WITH GOVERNMENT AUDITING STANDARDS	15 - 16
INDEPENDENT AUDITOR'S MANAGEMENT LETTER	17 - 18
INDEPENDENT ACCOUNTANT'S REPORT	19

SECTION VII - SINGLE AUDIT

REPORT OF INDEPENDENT AUDITOR ON COMPLIANCE FOR EACH MAJOR FEDERAL AWARDS PROGRAM AND STATE FINANCIAL ASSISTANCE PROJECT AND ON INTERNAL CONTROL OVER COMPLIANCE REQUIRED BY UNIFORM GUIDANCE AND CHAPTER 10.550, RULES OF THE AUDITOR GENERAL	1 - 3
Schedule of Findings and Questioned Costs - Federal Awards Programs and State Financial Assistance Projects	4 - 6
Schedule of Expenditures of Federal Awards	7 - 11
Schedule of State Financial Assistance	12 - 14
NOTES TO SCHEDULES OF EXPENDITURES OF FEDERAL AWARDS AND STATE FINANCIAL ASSISTANCE	15 - 16
OTHER INFORMATION	
Schedule of Receipts and expenditures of funds Related to the Deepwater Spill	17

SECTION I

COMBINED FINANCIAL STATEMENTS

***Including
Board of County Commissioners,
Constitutional Officers,
and Component Units***

Report of Independent Auditor

To the Honorable Board of County
Commissioners of Charlotte County, Florida

Report on the Audit of the Financial Statements

Opinions

We have audited the accompanying financial statements of the governmental activities, the business-type activities, the discretely presented component unit, each major fund and the aggregate remaining fund information of Charlotte County, Florida (the "County"), as of and for the year ended September 30, 2024, and the related notes to the financial statements, which collectively comprise the County's basic financial statements as listed in the table of contents.

In our opinion, based on our audit and the reports of the other auditors, the financial statements referred to above present fairly, in all material respects, the respective financial position of the governmental activities, the business-type activities, the discretely presented component unit, each major fund, and the aggregate remaining fund information of the County as of September 30, 2024, and the respective changes in financial position, and, where applicable, cash flows thereof and the respective budgetary comparison for the General Fund, the Charlotte Public Safety Fund, the Street and Drainage Districts Maintenance Fund, and the Hurricane Fund for the year then ended in accordance with accounting principles generally accepted in the United States of America.

We did not audit the financial statements of the Charlotte County Clerk of the Circuit Court, Property Appraiser, Sheriff, Supervisor of Elections, and Tax Collector (collectively, the "Officers"), whose statements reflect 2% of the assets, 1% of the net position, 12% of the revenue of the County's governmental activities, 16% of the assets, 0% of the fund balance, 19% of the revenue of the General Fund, 6% of the assets, 4% of the fund balance/net position, and 68% of the revenue/additions of the aggregate remaining fund information and the Clerk of the Court Fund. Those statements were audited by another auditor whose reports have been furnished to us, and our opinion, insofar as it relates to the amounts included for the Officers, is based solely on the reports of the other auditors.

Basis for Opinions

We conducted our audit in accordance with auditing standards generally accepted in the United States of America and the standards applicable to financial audits contained in *Government Auditing Standards*, issued by the Comptroller General of the United States. Our responsibilities under those standards are further described in the *Auditor's Responsibilities for the Audit of the Financial Statements* section of our report. We are required to be independent of the County, and to meet our other ethical responsibilities, in accordance with the relevant ethical requirements relating to our audit. We believe the audit evidence we have obtained is sufficient and appropriate to provide a basis for our audit opinions.

Responsibilities of Management for the Financial Statements

Management is responsible for the preparation and fair presentation of the financial statements in accordance with accounting principles generally accepted in the United States of America, and for the design, implementation, and maintenance of internal control relevant to the preparation and fair presentation of financial statements that are free from material misstatement, whether due to fraud or error.

In preparing the financial statements, management is required to evaluate whether there are conditions or events, considered in the aggregate, that raise substantial doubt about the County's ability to continue as a going concern for twelve months beyond the financial statement date, including any currently known information that may raise substantial doubt shortly thereafter.

Auditor's Responsibilities for the Audit of the Financial Statements

Our objectives are to obtain reasonable assurance about whether the financial statements as a whole are free from material misstatement, whether due to fraud or error, and to issue an auditor's report that includes our opinions. Reasonable assurance is a high level of assurance but is not absolute assurance and, therefore, is not a guarantee that an audit conducted in accordance with generally accepted auditing standards and *Government Auditing Standards* will always detect a material misstatement when it exists. The risk of not detecting a material misstatement resulting from fraud is higher than for one resulting from error, as fraud may involve collusion, forgery, intentional omissions, misrepresentations, or the override of internal control. Misstatements are considered material if there is a substantial likelihood that, individually or in the aggregate, they would influence the judgment made by a reasonable user based on the financial statements.

In performing an audit in accordance with generally accepted auditing standards and *Government Auditing Standards*, we:

- Exercise professional judgment and maintain professional skepticism throughout the audit.
- Identify and assess the risks of material misstatement of the financial statements, whether due to fraud or error, and design and perform audit procedures responsive to those risks. Such procedures include examining, on a test basis, evidence regarding the amounts and disclosures in the financial statements.
- Obtain an understanding of internal control relevant to the audit in order to design audit procedures that are appropriate in the circumstances, but not for the purpose of expressing an opinion on the effectiveness of the County's internal control. Accordingly, no such opinion is expressed.
- Evaluate the appropriateness of accounting policies used and the reasonableness of significant accounting estimates made by management, as well as evaluate the overall presentation of the financial statements.
- Conclude whether, in our judgment, there are conditions or events, considered in the aggregate, that raise substantial doubt about the County's ability to continue as a going concern for a reasonable period of time.

We are required to communicate with those charged with governance regarding, among other matters, the planned scope and timing of the audit, significant audit findings, and certain internal control related matters that we identified during the audit.

Required Supplementary Information

Accounting principles generally accepted in the United States of America require that the management's discussion and analysis and required supplementary information, as listed in the table of contents, be presented to supplement the basic financial statements. Such information is the responsibility of management and, although not a part of the basic financial statements, is required by the Governmental Accounting Standards Board who considers it to be an essential part of financial reporting for placing the basic financial statements in an appropriate operational, economic, or historical context. We have applied certain limited procedures to the required supplementary information in accordance with auditing standards generally accepted in the United States of America, which consisted of inquiries of management about the methods of preparing the information and comparing the information for consistency with management's responses to our inquiries, the basic financial statements, and other knowledge we obtained during our audit of the basic financial statements. We do not express an opinion or provide any assurance on the information because the limited procedures do not provide us with sufficient evidence to express an opinion or provide any assurance.

Supplementary Information

Our audit was conducted for the purpose of forming opinions on the financial statements that collectively comprise the County's basic financial statements. The other supplementary information, as listed in the table of contents, and the combining and individual fund statements and schedules, the schedule of expenditures of federal awards and state financial assistance, as required by Title 2 U.S. Code of Federal Regulations Part 200, *Uniform Administrative Requirements, Cost Principles, and Audit Requirements for Federal Awards* and Chapter 10.550, Rules of the Auditor General, and the schedule of receipts and expenditures of funds related to the Deepwater Horizon oil spill, are presented for additional analysis and are not a required part of the basic financial statements. Such information is the responsibility of management and was derived from and relates directly to the underlying accounting and other records used to prepare the basic financial statements. The information has been subjected to the auditing procedures applied in the audit of the basic financial statements and certain additional procedures, including comparing and reconciling such information directly to the underlying accounting and other records used to prepare the basic financial statements or to the basic financial statements themselves, and other additional procedures in accordance with auditing standards generally accepted in the United States of America by us and other auditors. In our opinions, based on our audit, the other supplementary information, the combining and individual fund statements and schedules, the schedule of expenditures of federal awards and state financial assistance, and the schedule of receipts and expenditures of funds related to the Deepwater Horizon oil spill are fairly stated, in all material respects, in relation to the basic financial statements as a whole.

Other Information

Management is responsible for the other information included in the annual report. The other information comprises the introductory and statistical sections but does not include the basic financial statements and our auditor's report thereon. Our opinions on the basic financial statements do not cover the other information, and we do not express an opinion or any form of assurance thereon.

In connection with our audit of the basic financial statements, our responsibility is to read the other information and consider whether a material inconsistency exists between the other information and the basic financial statements, or the other information otherwise appears to be materially misstated. If, based on the work performed, we conclude that an uncorrected material misstatement of the other information exists, we are required to describe it in our report.

Other Reporting Required by *Government Auditing Standards*

In accordance with *Government Auditing Standards*, we have also issued our report dated March 31, 2025, on our consideration of the County's internal control over financial reporting and on our tests of its compliance with certain provisions of laws, regulations, contracts, and grant agreements and other matters. The purpose of that report is solely to describe the scope of our testing of internal control over financial reporting and compliance and the results of that testing, and not to provide an opinion on the effectiveness of the County's internal control over financial reporting or on compliance. That report is an integral part of an audit performed in accordance with *Government Auditing Standards* in considering the County's internal control over financial reporting and compliance.

Cherry Bekaert LLP

Orlando, Florida
March 31, 2025

Charlotte County, Florida

MANAGEMENT'S DISCUSSION AND ANALYSIS

Charlotte County's discussion and analysis is designed to present the basic financial statements and a narrative review of the County's financial activities for the fiscal year ended September 30, 2024. The basic financial statements are comprised of the government-wide financial statements, fund financial statements and footnotes. In this Management's Discussion and Analysis (MD&A), all amounts in financial charts, unless otherwise indicated, are expressed in thousands of dollars.

FINANCIAL HIGHLIGHTS

Charlotte County's net position was \$2,113.1 million at the close of business September 30, 2024. Total net position of the County increased \$238.4 million or 12.7%, as compared with the prior year. \$1,504.3 million of the net position is related to governmental activities, an increase of \$164.3 million or 12.3%, and \$608.8 million to business-type activities. At September 30, 2024, total revenues increased by \$108.6 million to \$941.1 million, which was an increase of 13.0%. Total expenses decreased by \$16.0 million, a decrease of 2.2%, from \$718.7 million to \$702.7 million, the majority of the decrease is in transportation and public safety in regards to Hurricane Ian in 2023.

The County's business-type activities reported a total net position of \$608.8 million, which is an increase of \$74.0 million, or 13.8%, when compared to the prior year. Approximately 23.6% of the total business-type net position, or \$143.9 million, is unrestricted, and thus available for spending at the County's discretion.

On September 28, 2022, Hurricane Ian caused major damage in Charlotte County. As of September 30, 2024, County expenditures for Hurricane Ian were approximately \$95 million, of which \$80 million has been reimbursed from FEMA, and future impact of \$94 million. On September 26, 2024 and October 9, 2024, Charlotte County again received major damage from Hurrincanes Helene and Milton, with over 2,000 properties classified as destroyed or major damage. The estimated County impact for these two hurricanes is estimated at \$80 million, with Beach Restoration estimated at \$34 million.

USING THE ANNUAL REPORT

Charlotte County's annual report consists of a series of financial statements. The County's basic financial statements are comprised of three components: 1) government-wide financial statements, 2) fund financial statements, and 3) notes to the financial statements. The report also contains other supplementary information such as additional data on pensions and other post-employment benefits.

GOVERNMENT WIDE FINANCIAL STATEMENTS

Designed to be more like the financial statements of a private entity, the government-wide financial statements present the bottom line of the County as a whole. The Statement of Net Position (pages I-19 - I-21) combines and consolidates the assets of both governmental and business-type activities into a single, governmental unit, and also takes into account both current and long-term liabilities to present the overall financial health of the government as total net position. The full accrual method is used in compiling the Government-Wide financial statements. The Statement of Activities (pages I-22 - I-23) provides a picture of revenues versus expenses for governmental activities and business-type activities, showing the increases or decreases in net position as a result. Over time, increases or decreases in the County's net positions are one indicator of whether its financial health is improving or deteriorating.

In the Statement of Activities, the County is divided into two types of activities:

- Governmental Activities – This is where most of County activities are reported. All expenses and revenues related to administration, parks and recreation, libraries, public safety, transportation, and capital outlay, for example, are included in this section. Services and capital projects are funded primarily through property tax, franchise fees, communication service fees, state shared revenues, sales tax and impact fees.
- Business-type Activities – This is where County water and sewer operations and solid waste collection and disposal are reported.

Also presented in the Statement of Activities is the following:

- Component Unit – The Charlotte Industrial Development Authority finances and refinances projects for a public purpose and fosters economic development of the County.

FUND FINANCIAL STATEMENTS

A fund is a grouping of related accounts that is used to maintain control over resources that have been segregated for specific activities or objectives. The County uses fund accounting to ensure and demonstrate compliance with finance related legal requirements. All of the funds can be divided into three categories: governmental funds; proprietary funds and fiduciary funds.

Governmental Fund Financial Statements

Governmental funds are used to account for the same functions reported as governmental activities in the government-wide financial statements. However, governmental fund financial statements focus on near-term outflows of expendable resources as well as on balances of expendable resources available at the end of the fiscal year.

The analysis of the major funds of the County begins on page I-24. The fund financial statements are designed to provide the reader with useful information on the major funds, rather than the government as a whole. There are 57 governmental funds. However, only six are classified as major funds in 2024; General Fund, Street and Drainage Districts Maintenance, Charlotte Public Safety, Sales Tax Extensions, Hurricane Funds and Clerk of the Court. The County is unique in that it has many Municipal Services Benefit Units/Taxing Units (MSBU/TUs) that provide street and drainage maintenance and certain capital improvements to its property owners payable by assessments. Although accounted for separately, these are grouped together as a major fund, as Street and Drainage Maintenance Districts, on the fund financial statements presented on pages I-24 - I-25 and I-27 - I-28. Also grouped together in the County's financial statements, although accounted for separately, are Grant funds, Waterway Maintenance MSBUs, Clerk special revenue funds and Sheriff special revenue funds. These are presented on the fund financial statements presented on pages I-114 through I-133.

Proprietary Fund Financial Statements

Proprietary fund financial statements are prepared on the full accrual basis, like government-wide financial statements. There are two types of proprietary funds: enterprise and internal service. Proprietary funds are different from governmental funds in that their revenues are derived from the operations of the proprietary fund. The County maintains enterprise funds for one sanitation district, the landfill operation, and a utility system which provides water and sewer services. These funds are presented on pages I-37- I-41.

There are five internal service type funds: health insurance trust, self-insurance, accrued compensated absences, vehicle maintenance, and Clerk of the Court. Internal service funds differ from enterprise funds in that the revenues supporting these funds are derived from a fee for the services performed or being provided to departments within the governmental entity. Over time these funds will perform at a break-even level, although in some years a slight profit or loss may be realized. These funds are presented on pages I-134 - I-137.

Fiduciary Fund Financial Statements

Fiduciary funds are not included in the government-wide financial statements because the resources of those funds are not available to support the County's programs, therefore, they do not appear in the government-wide financial statements. The accounting used is much like that of proprietary funds. These funds are presented on pages I-138 - I-139 of this report.

OTHER INFORMATION

In addition to the basic financial statements and accompanying notes, this report also presents certain required supplementary information concerning Charlotte County's change in contributions to pensions and other post-employment benefits.

The Annual Comprehensive Financial Report also presents combining statements for the non-major governmental and proprietary funds and custodial funds, as well as individual fund budget and actual comparison schedules for non-major governmental funds.

GOVERNMENT – WIDE FINANCIAL ANALYSIS

The following is a condensed summary of net position for the primary government for fiscal years 2024 and 2023:

Charlotte County, Florida
Summary of Net Position
September 30, 2024 and 2023
(\$000's)

	Governmental Activities		Business-Type Activities		Total	
	2024	2023	2024	2023	2024	2023
Current and Other Assets	912,294	785,784	330,543	291,565	1,242,837	1,077,349
Capital Assets	999,121	968,255	443,044	417,812	1,442,165	1,386,067
Total Assets	<u>1,911,415</u>	<u>1,754,039</u>	<u>773,587</u>	<u>709,377</u>	<u>2,685,002</u>	<u>2,463,416</u>
Deferred Outflows						
Deferred Charge on Refunding	672	728	-	522	672	1,250
OPEB Related	7,234	8,621	445	489	7,679	9,110
Pension Related	63,516	60,875	4,763	5,007	68,279	65,882
Total Deferred Outflows	<u>71,422</u>	<u>70,224</u>	<u>5,208</u>	<u>6,018</u>	<u>76,630</u>	<u>76,242</u>
Current Liabilities	91,303	93,036	40,588	34,931	131,891	127,967
Non-Current Liabilities	342,539	367,186	126,066	144,454	468,605	511,640
Total Liabilities	<u>433,842</u>	<u>460,222</u>	<u>166,654</u>	<u>179,385</u>	<u>600,496</u>	<u>639,607</u>
Deferred Inflows						
Leases	299	338	1	7	300	345
Pension Related	28,618	10,596	2,889	776	31,507	11,372
OPEB Related	15,763	13,154	422	462	16,185	13,616
Total Deferred Inflows	<u>44,680</u>	<u>24,088</u>	<u>3,312</u>	<u>1,245</u>	<u>47,992</u>	<u>25,333</u>
Net Position						
Net Investment in Capital						
Assets	937,895	898,954	360,377	320,793	1,298,272	1,219,747
Restricted for Debt Service	-	-	3,391	2,390	3,391	2,390
Restricted for Contractual						
Obligations	-	-	101,155	103,164	101,155	103,164
Restricted for Special Purpose	470,474	401,798	-	-	470,474	401,798
Unrestricted	95,946	39,203	143,905	108,417	239,851	147,620
Total Net Position	<u>1,504,315</u>	<u>1,339,955</u>	<u>608,828</u>	<u>534,764</u>	<u>2,113,143</u>	<u>1,874,719</u>

Total assets for Governmental Activities increased \$157.4 million, or 9.0%. Capital assets, net of depreciation, represented 52.3% of total assets at September 30, 2024. Capital assets represent land, buildings, improvements, equipment, infrastructure, right to use lease and subscription assets, construction in progress, intangible assets, and easements. \$20.9 million of the \$30.8 million increase in capital assets is due to additions to construction in progress in Public Safety buildings, including Sheriff headquarters, Sheriff training complex, and several fire stations. \$4.0 million was for construction in progress additions for the Justice Center Chiller replacement, \$2.2 net change in Sheriff equipment, and \$2.1 million on Supervisor of Elections warehouse, and numerous other small additions. \$825.7 million of the Current and Other Assets represent Cash and Investments at fair value.

Total assets for Business-type Activities increased \$64.2 million, or 9.1% compared to September 30, 2023. Capital Assets in Business Activities had additions totaling \$45.6 million, \$13.9 in additions is construction in progress of the East Port water reclamation facility, \$5.2 million on the Hillsborough water main, \$4.0 million in additions is due to Developer Contributions of water and sewer infrastructure, \$3.5 million in Easement acquisitions, \$3.4 million in meter installs, \$3.1 million in heavy equipment replacement, \$2.6 million on the Capital Maintenance plan, \$2.3 million in safety improvements on Old Landfill Road, \$1.6 million in equipment additions, \$1.1 million is for Wastewater Force Main replacement on Biscayne, \$1.0 million for the landfill scale hours and numerous smaller additions to construction in progress.

Deferred Outflows and Inflows of governmental activities - Pension related net outflows of \$34.9 million is an decrease of \$15.4 million resulting from differences between expected and actual investment earnings, experiences, assumptions and proportional share. OPEB related net inflows of \$8.5 million is an increase of \$4.0 million, resulting from changes of assumptions and other inputs and amounts paid by the County for OPEB benefits and administrative expenses subsequent to the measurement date of October 1, 2023. More information on changes to deferred outflows/inflows can be found in Note 20 of the financial statements. These pension and OPEB related outflows and inflows will be recognized over time through amortization, and reflected in pension expense for each of the governmental and enterprise entities.

Total liabilities for Governmental Activities decreased \$26.4 million. Current Liabilities decreased by \$1.7 million and non-current liabilities decreased by \$24.7 million. The majority of the decrease in current liabilities is due to \$7.2 million increase in accounts payable is due to the cutover requirements with implementation of new financial software, an offsetting decrease in unearned revenue of \$6.0 million from Hurricane funds being received and the remaining decrease in current portion of long term debt. The majority of the decrease in non-current liabilities is due to the change in net pension and OPEB liability, a decrease of \$16.6 million; there was a decrease in loans and bonds payable of \$10.1 million, due to payments on outstanding governmental loans; there was a decrease of \$.6 million from lease and subscription liabilities and a increase of \$3.0 million in accrued compensated absences.

Total liabilities for Business-type Activities decreased \$12.7 million, of which loans and bonds payable decreased by \$14.6 million for borrowings on utility projects in process net of yearly principal payments and a decrease of \$3.7 million in unearned revenue from the completion of the El Jobean MSBU, offset by an increase of \$4.3 million in accounts payable due to the software implementation mentioned above along with an increase of \$2.2 million in landfill closure costs.

As noted earlier, net position may serve as a useful indicator, over time, of a government's financial position. Charlotte County's assets and deferred outflows exceeded liabilities and deferred inflows by \$2,113.1 million at September 30, 2024, representing an increase to net position of \$238.4 million for the current year. The reasons for the overall increase in net position are discussed in the following sections for governmental and business-type activities.

The largest portion of Charlotte County's net position, 61.4%, reflects its investment in capital assets such as land, buildings, infrastructure, machinery and equipment, less related debt outstanding used to acquire the assets. At the end of the current fiscal year, Charlotte County reports positive balances in all categories of net position within both governmental and business-type activities. Unrestricted net position for governmental activities increased \$56.7 million. Unrestricted net position for business-type activities increased \$35.5 million. The unrestricted balance represents assets that are available for spending at the discretion of the Board of County Commissioners. The unrestricted net position of \$239.8 million represents 11.3% of total net position.

The restricted net positions are those provided for by resolution of the Board for the issuance of bonds that are restricted by law or that may not be spent otherwise if collected for a specific purpose. County sales tax extension fund balances are examples of specific purpose funds only expendable on previously established sales tax projects, without action by the Board of County Commissioners. With most special revenue funds, the same restriction is true.

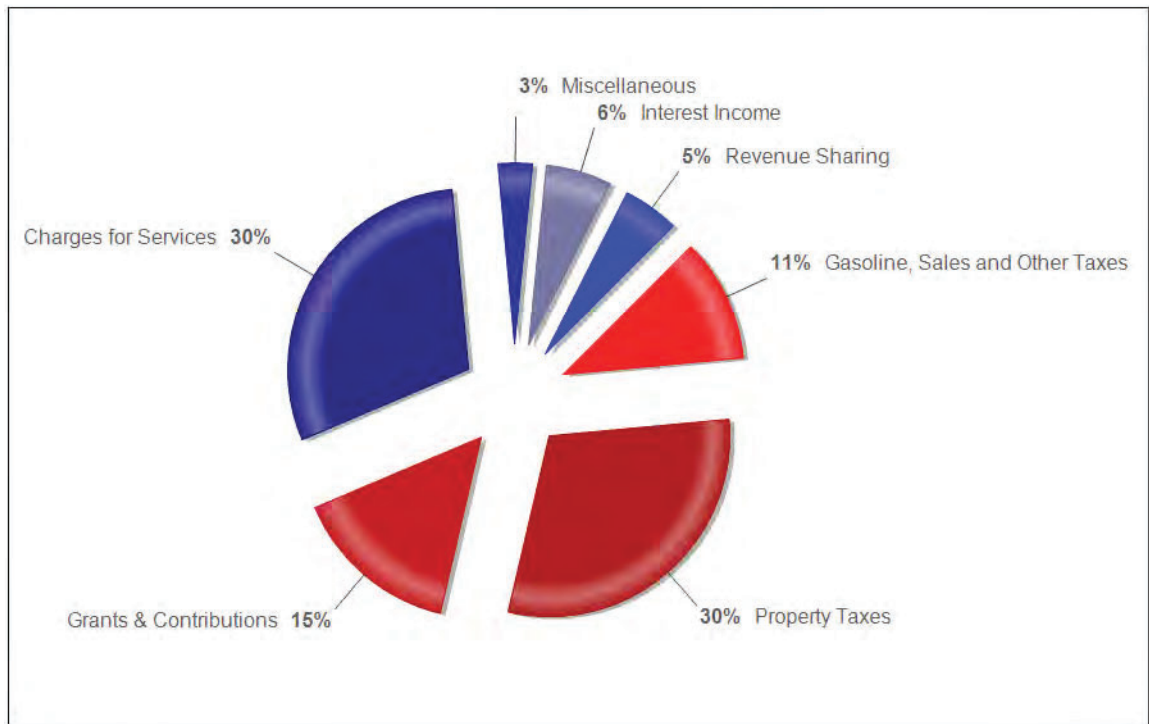
The schedule on the next page compares the revenues and expenses for the primary government for the current and previous fiscal years.

Charlotte County, Florida
Summary of Revenues and Expenses
Fiscal Years ended September 30, 2024 and 2023
(\$000's)

	Governmental Activities		Business-type Activities		Total	
	2024	2023	2024	2023	2024	2023
REVENUES:						
Program Revenues:						
Charges for Services	227,830	210,274	162,063	150,116	389,893	360,390
Operating Grants and Contributions	74,085	31,979	510	11	74,595	31,990
Capital Grants and Contributions	27,149	22,869	18,758	36,578	45,907	59,447
Total Program Revenues	329,064	265,122	181,331	186,705	510,395	451,827
General Revenues:						
Taxes:						
Property	225,893	199,229	-	-	225,893	199,229
Gasoline	10,412	10,926	-	-	10,412	10,926
Communication services	5,178	4,991	-	-	5,178	4,991
Tourist development	8,717	7,510	-	-	8,717	7,510
Other	340	433	-	-	340	433
Sales tax	43,563	42,963	-	-	43,563	42,963
Franchise taxes	13,677	13,926	-	-	13,677	13,926
Revenue Sharing	39,375	41,116	-	-	39,375	41,116
Interest income (loss)	45,986	31,584	14,885	9,920	60,871	41,504
Miscellaneous	20,713	16,126	1,919	1,970	22,632	18,096
Total General Revenues	413,854	368,804	16,804	11,890	430,658	380,694
Total Revenues	742,918	633,926	198,135	198,595	941,053	832,521
EXPENSES:						
Program Activities:						
General Government	163,157	139,957	-	-	163,157	139,957
Public safety	204,813	199,780	-	-	204,813	199,780
Physical environment	15,955	19,765	-	-	15,955	19,765
Transportation	98,894	156,734	-	-	98,894	156,734
Economic environment	6,246	5,417	-	-	6,246	5,417
Human services	35,692	27,809	-	-	35,692	27,809
Culture and recreation	43,782	38,975	-	-	43,782	38,975
Interest on long-term debt	1,992	2,338	-	-	1,992	2,338
Business-type Activities:						
Water and Sewer	-	-	91,065	85,205	91,065	85,205
Solid Waste Collection and Disposal	-	-	41,034	42,684	41,034	42,684
Total Expenses	570,531	590,775	132,099	127,889	702,630	718,664
Change in Net Position Before						
Transfers	172,387	43,151	66,036	70,706	238,423	113,857
Transfers	(8,028)	591	8,028	(591)	-	-
Changes in Net Position	164,359	43,742	74,064	70,115	238,423	113,857
Net Position October 1	1,339,955	1,296,213	534,764	464,649	1,874,719	1,760,862
Net Position September 30	1,504,314	1,339,955	608,828	534,764	2,113,142	1,874,719

Governmental Activities

Revenue by Source



	Revenues	Percent of Total Revenue
Charges for Services	\$ 227,830	30 %
Grants and Contributions	101,234	15 %
Property taxes	225,893	30 %
Gasoline, Sales, and Other Taxes	81,887	11 %
Revenue Sharing	39,375	5 %
Interest income (loss)	45,986	6 %
Miscellaneous	20,713	3 %
Totals	<u>\$ 742,918</u>	<u>100 %</u>

Revenues

Total revenues amounted to \$742.9 million. Ad valorem property taxes of \$225.9 million make up 30.4% of the total revenues. Ad valorem property taxes increased by \$26.7 million, which represents an increase of 13.4% when compared to 2023. Charlotte County experienced a \$3.1 billion increase in assessed property values, a 13.1% increase from 2023. The direct millage rate remained constant compared to the prior year at 12.2092. Charlotte County has seen increased construction of residential properties which has added to some of the ad valorem property tax increases.

Charges for Services were \$227.8 million, which represented 30.7% of total revenues and were \$17.6 million higher than 2023. This increase is primarily due to an increase in charges for services in the form of doc stamps and intangible tax charges of \$4.9 million, an increase in transportation of \$3.6 million due to an increase in county vehicles and maintenance, \$2.4 million in physical environment for increase in environmental fees, \$1.7 million in human services for increase in local provider revenue received from local hospitals, and public safety of \$4.3 million primarily due to the increase in construction.

Grants and Contributions were \$101.2 million, which represented 15% of total revenues and were \$46.4 million higher than 2023. This is due primarily to an increase of \$30.9 million in the area of physical environment from Hurricane funds being received in fiscal year 2024, an increase in general government of \$8.3 from American Rescue Plan revenue, and an increase of \$5.4 million in transportation contributions from increase impact fees and \$1.7 million increase in human services for public assistance grants.

Gasoline, sales, and other taxes were \$81.9 million, which represented 11% of total revenues and which were \$1.1 million higher than 2023. Included in this category are local option fuel taxes, tourist development tax, communication services tax, Florida Power and Light (FPL) franchise fees, and a one cent local option sales tax on Infrastructure. The County's communication services tax increased \$1.2 million over 2023. The one cent infrastructure surcharge revenue remained constant over 2023. The current infrastructure sales tax was renewed by voter referendum in November, 2020 and expires on December 31, 2026.

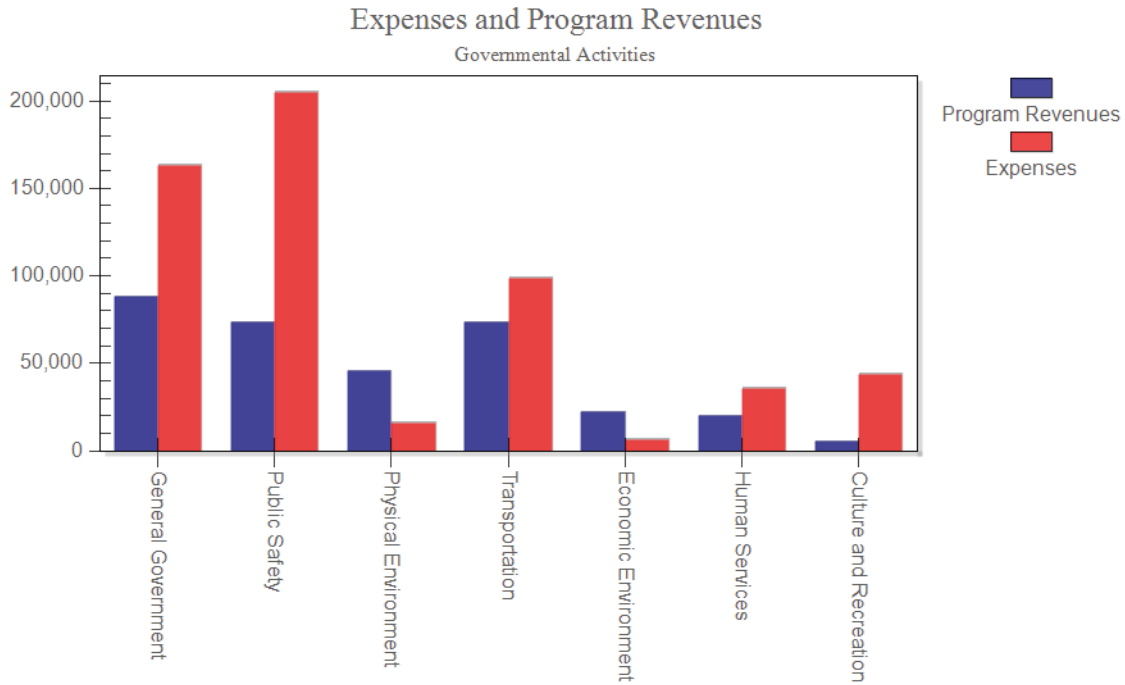
Revenue Sharing was \$39.4 million, which represented 5% of total revenues and which is \$1.7 million lower than fiscal year 2023. Revenue sharing includes the money sent to local governments from the State sales tax, State gas tax, and the State Housing Initiatives Partnership Program (SHIP) fund and funding for court related operations by the Clerk of Courts.

Interest Income was \$45.9 million, an increase of \$14.3 million over fiscal year 2023 due to favorable interest rates along with increased called bond activity at higher interest rates in fiscal year 2024. There was a positive FMV adjustment of \$11.8 million in fiscal year 2024 and a positive FMV adjustment of \$5.8 million in fiscal year 2023.

Miscellaneous revenue totaled \$20.7 million compared to \$16.1 million in fiscal year 2023, an increase of \$4.6 million primarily due to receipt of funds for the sale of land in Murdock Village and the decrease in hurricane settlement insurance funds from fiscal year 2023.

Expenses:

Total expenses of \$570.5 million are \$20.2 million or 3.4% lower than the prior year. The following table shows program revenues relative to expenses, excluding \$2.0 million in interest on long-term debt.



	<u>Program Revenues</u>	<u>Expenses</u>
General Government	\$ 88,251	\$ 163,157
Public Safety	73,368	204,813
Physical Environment	46,167	15,955
Transportation	73,399	98,894
Economic Environment	22,104	6,246
Human Services	19,976	35,692
Culture and Recreation	5,800	43,782
Totals	<u><u>\$ 329,065</u></u>	<u><u>\$ 568,539</u></u>

General government expenses of \$163.2 million have increased by \$23.2 million at the entity wide level, 16.6% more than the prior year. General government expenses include the costs of all the administrative and executive departments, the cost of providing legal counsel, and the cost of the comprehensive planning departments, which include planning, zoning and development. Board of County Commissioners expenditures had an increase of \$14.8 million contract services and repair and maintenance of buildings for damages caused by the hurricanes, and a \$3.1 million increase due to subscription and lease agreements. The Clerk had a increase of \$5.0 million over fiscal year 2023 primarily due to the increase in documentary stamps and intangibles.

Public safety expenses increased \$5.0 million or 2.5%. Public safety expenses include fire protection, law enforcement, emergency medical services, emergency management and the medical examiner. Sheriff expenses increased approximately \$5 million for personnel expenditures.

Culture and Recreation expenses increased \$4.8 million or 12.3% compared to the prior year. These expenses include Parks and Recreation, Libraries, Tourism department and the Historical center. Salaries and benefits increased \$1.6 million, contractual service costs increased \$2.0 million as well as an increase of \$1.0 million for promotional advertising over prior year, with the remaining increase in material and supplies. The Parks and Recreation Department has seen an increase in desire for facilities and activities.

Economic Environment expenses increased \$0.8 million or 15.3%. This increase is due to Grants and Aids for assistance to community for disaster assistance and increased spending for SHIP grants and Local Housing Trust Fund.

Physical Environment expenses decreased \$3.8 million or 19.3% compared to fiscal year 2023 due to reduction in contractual services from Hurricane Ian in fiscal year 2023.

Human Services expenses increased \$7.9 million or 28.4%. \$5.8 million of the increase is due to the County's participation in local provider participation fund with hospitals to assist underserved community members, \$1.3 million increase is due to increase in purchased services primarily due to the transit plan, and a \$.8 million increase in contract services primarily due to self insurance expenses.

Transportation expenses are \$57.8 million lower than FY 2023. Transportation programs involve bridge, paving and drainage projects and are viewed as significant on-going programs over multiple years. This decrease is due to contractual services associated with Hurricane Ian in the prior year.

Interest on long-term debt decreased \$346 thousand or 14.8%. This is the result of the reduction of county debt.

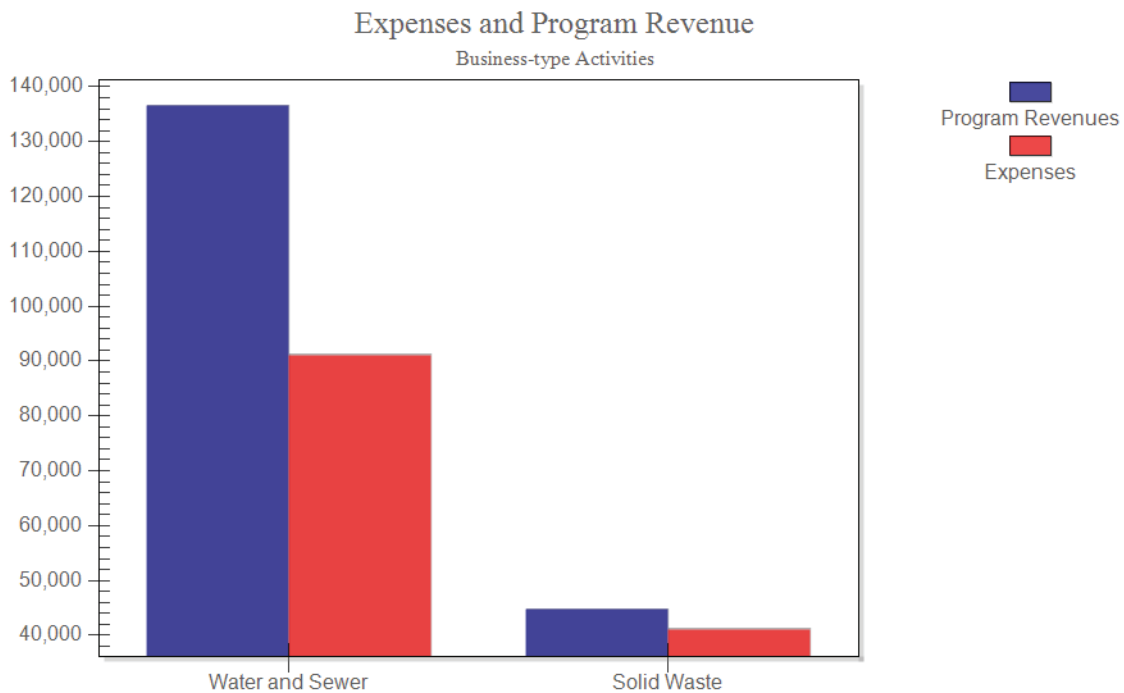
Business-type Activities

Revenues

Revenues from business-type activities increased \$0.1 million or .1% compared to the prior year. Program Revenues were 91.4% of revenues, \$5.3 million higher than FY 2023.

In the area of solid waste, Charlotte Sanitation District charges for services of \$44.7 million decreased by \$2.9 million or 6.2% over the prior year due to debris from Hurricane Ian, growth and increased sanitation charges.

Water and sewer charges for services of \$117.3 million increased \$15.0 million or 14.6% from the prior year. The number of gallons sold for Water and Sewer combined increased by 4.7%; the number of water connections increased by 2,479 and the number of sewer customers increased by 2,295. These are strong indications that population growth continues in Charlotte County. Capital Grants and Contributions of \$19.3 million were \$17.3 million lower than 2023 primarily due to a decrease in Developer Contributions.



	<u>Program Revenue</u>	<u>Expenses</u>
Water and Sewer	\$ 136,598	\$ 91,065
Solid Waste	44,733	41,034
Totals	<u>\$ 181,331</u>	<u>\$ 132,099</u>

Expenses in business-type activities increased by almost \$4.2 million or 3.3%. Water and Sewer operating expenses were \$5.9 million or 6.9% higher than 2023, while Solid Waste expenses were \$1.7 million or 3.9% lower than FY 2023.

Water and Sewer expenses are \$5.9 million higher than fiscal year 2023. The increase is primarily due to the increase in \$1.2 million in salaries and benefits, \$2.4 million in purchased services, and \$2.3 million in materials and supplies. The utility had increased costs associated with improvements in Eastport as well as an increase in supplies, such as chemicals and gas/oil/lubricants.

Solid waste collection and disposal expenses of \$41.0 million decreased by \$1.7 million or 4.0%. Charlotte Landfill expenses decreased by \$2.3 million, due to decreased costs associated with Hurricane Ian and offset by an increase in closing and monitoring costs.

Financial Analysis of Governmental Funds

As of September 30, 2024, County governmental funds reported combined ending fund balances of \$802.8 million, an increase of \$126.4 million, or 18.7% compared to the previous year. Of the total fund balance, \$351.6 million represents special revenue funds for which balances must be used for the purpose the revenues were collected. \$289.7 million of the fund balance represents capital project fund balances.

The fund balance of the General Fund increased \$13.9 million, to \$157.3 million, during the year ending September 30, 2024. General fund revenues increased by \$11.4 million. Ad Valorem taxes increased by \$5.8 million, primarily due to increased valuations, as discussed earlier, \$2.0 million increase in ambulance service fees, and \$3.1 million increase in miscellaneous from central and indirect reimbursements. Total General Fund expenditures increased by \$18.6 million. Public Safety expenditures in the General Fund increased by \$15.3 million and culture and recreation increased \$3.9 million, both due increased cost from hurricanes.

The fund balance of the Public Safety Fund increased by \$4.1 million to \$19.0 million. Expenditures in the Public Safety fund only include those pertaining to the Sheriff's operations, including the corrections facility, court related security and law enforcement. Approximately 65% of the Sheriff's operating budget funds law enforcement operations, 30% funds the correctional facility, and 5% funds the Sheriff's court operations. Ad Valorem taxes increased by \$14.4 million in the Public Safety fund due to valuation increases. Net Transfers Out to the Sheriff to fund all of his operations increased by \$15.7 million.

Street and Drainage Districts Maintenance combined net fund balances increased \$18.4 million, as compared to fiscal year ended 2023, to a fund balance of \$121.6 million. There are 36 individual street and drainage units that comprise this fund balance, with timing of expenditures of paving programs causing year to year fluctuations in fund balance. Expenditures increased by \$6.3 million; this consists of an increase of \$12.6 million due to ongoing paving programs and a decrease of \$6.3 million due to debt service payments. Total revenues increased primarily due to a \$2.1 million increase in miscellaneous revenue due to higher interest rates and fair market adjustments to investments.

Sales Tax Extension fund balance is reporting an increase of \$29.6 million; Total revenue recorded of \$51.9 million is an increase of \$3.7 million due to increased taxes over the prior year of \$.6 million and an increase of \$3.2 million due to changes to interest earned and market value adjustments of investments. Expenditures of \$22.4 million is for approved sales tax projects.

Hurricane Funds is a major fund for fiscal year 2024. The revenue of \$40.7 million is from federal grants for Hurricane damage and interest revenue. The expenditures of \$52.4 million are primarily contractual services.

Clerk of the Court fund balance is reporting an decrease of \$.4 million. This is primarily due to an increase of \$.2 million in court related expenditures and \$.2 million in issuance of subscription agreements and leases.

General Fund Budgetary Highlights

The budgetary comparison schedule is found on pages I-30 - I-32. During the year the original budget for General Fund revenues and beginning fund balances was amended as follows:

The Revenue amendments in the General Fund totaled \$3.0 million. The amendments consist of intergovernmental grant revenue for emergency management and Transit related grants. Adjustments to the General Fund expenditures budget was \$3.3 million, an increase mainly due to budget adjustments in contract/professional services.

The General Fund fund balance for fiscal year 2024 was \$69.4 million higher than the final amended budget. Revenues were \$3.7 million lower than budgeted, of which taxes were \$2.3 and intergovernmental was \$1.9 million. Total expenditures were \$41.2 million lower than budgeted.

Capital Asset and Debt Administration

At September 30, 2024, the County had \$1.4 billion invested in capital assets, including fire equipment, buildings, park facilities, roads, bridges and water and sewer lines.

Charlotte County, Florida
Capital Assets
September 30, 2024
(\$000's)

	<u>Governmental Activities</u>	<u>Business-type Activities</u>	<u>Total</u>
Land	\$ 202,635	\$ 26,263	\$ 228,898
Buildings	378,791	17,429	396,220
Improvement other than buildings	149,755	626,051	775,806
Equipment	162,897	34,388	197,285
Infrastructure	622,532	-	622,532
Right to Use Assets	24,111	-	24,111
Construction in progress	67,749	66,377	134,126
Intangible assets	1,696	38,905	40,601
Easements	8,099	8,555	16,654
Subscription in Progress	1,899	-	1,899
 Less: Accumulated Depreciation and Amortization			
Buildings and improvements	(221,860)	(318,579)	(540,439)
Equipment	(115,321)	(22,308)	(137,629)
Infrastructure	(270,457)	-	(270,457)
Right to Use Assets	(11,714)	-	(11,714)
Intangible assets	(1,691)	(34,037)	(35,728)
Totals	<u><u>\$ 999,121</u></u>	<u><u>\$ 443,044</u></u>	<u><u>\$ 1,442,165</u></u>

Additional information on the County’s capital asset activity can be found in notes to the financial statements (Note 9, Capital Assets) found on pages I-67-I-68 of this report.

Major projects completed during Fiscal 2024 include the following:

- Edgewater Extension Phase I was completed with a total project cost was \$2.0 million.
- Fiscal year 2024 pipe installation totalling \$2.7 million.
- Landfill scalehouse on Zemel Road construction for a total cost of \$5.0 million.
- 6' Force Main replacement on SR776 and Biscayne for a total cost of \$1.1 million.

Debt, Lease, and Subscription Liabilities

At September 30, 2024, the County had total bonded debt outstanding of \$33.7 million. This is a decrease of \$19.1 million compared to September 30, 2023, due to scheduled bond payments made throughout the year. Total County, debt has decreased \$27.4 million, which is attributable to a combination of additional draws on current State Revolving Fund loans and additions with the lease and subscription liabilities, offset by debt payments made throughout the year in the amount of \$38.6 million. A more detailed discussion of outstanding debt can be found in Note 10 of the financial statements, Long-Term Obligations, in Note 12, Defeased Debt, in Note 13, Lease Liabilities, and in Note 14, Subscription Liabilities.

	2024 (\$000's)	2023 (\$000's)	Variance (\$000's)
General Obligation Bonds	\$ 9,200	\$ 12,195	\$ (2,995)
Revenue & Special Assmt. Bonds	24,813	40,570	(15,757)
Notes and Loans Payable	33,867	42,206	(8,339)
Lease Liabilities	2,916	4,524	(1,608)
Subscription Liabilities	8,351	7,191	1,160
Florida Local Government Finance Commission			
Commission	15,715	14,975	740
State Revolving Fund	66,193	66,768	(575)
Total	<u>\$ 161,055</u>	<u>\$ 188,429</u>	<u>\$ (27,374)</u>

The County has a current bond rating for its Capital Improvement Revenue bonds of A1 from Moody's.

Revenue Bonds consist mostly of Charlotte County Utility debt, which is financed through connection fees and utility operations revenues.

The Florida Local Government Finance Commission issues pooled commercial paper to member counties to fund a variety of infrastructure projects at very affordable interest rates. Most of the borrowings in this category relate to paving projects within the various Municipal Services Benefit Units (MSBU's), and the repayment of the debt is made via special assessments within those benefiting units.

The State Revolving Fund debt consists mainly of loans relating to water and sewer projects throughout the County, also at very low interest rates, as to make these projects affordable. The repayment of the majority of the debt is made via special assessments within those benefiting units. The remaining loans that are not special assessment-related are repaid through Utilities operating and connection fee funds. These loans are cost reimbursement based. More information can be found on these timelines in Note 10, the financial statements, Long-Term Obligations.

During 2009, both a debt policy and a reserve policy were adopted by the Board of County Commissioners as a result of a voter referendum to amend the County's Charter. These policies are reviewed and approved by the Board annually during the budget process.

The Constitution of the State of Florida, Section 200.181 of the Florida Statutes, and Charlotte County set no legal debt limit. There is no legal debt limit for General Obligation debt in Charlotte County. Additional information on the long-term debt can be found in Note 10 to the financial statements.

ECONOMIC FACTORS AND BUDGETS AND RATES FOR NEXT YEAR

County valuations have increased in the upcoming fiscal year by 13.1%. That increase in valuation equates to a \$35.3 million increase in ad valorem revenues county-wide. The number of new construction permits issued decreased from 6,032 in fiscal year 2023 to 3,878 in fiscal 2024. This decrease is primarily due to rebuilding permits from Hurricane Ian in fiscal year 2023..

The Board of County Commissioners, at their final budget public hearing held on September 24, 2024, adopted the budget and associated millage rates. The decision was made to keep the direct millage rate constant at 63.687 Mills.

The Board of County Commissioners' strategic goals are being addressed and reflected throughout the budget. The Charlotte County Board of County Commissioners set the following priority outcomes:

1. To be recognized as a community leader in quality of life issues.
2. To improve Charlotte County government's morale and employee satisfaction.
3. To increase and enhance the organization's and Charlotte County's productivity and performance.
4. To enhance and improve our customers' satisfaction.
5. To positively change the image of government.
6. To improve communication both internally and externally.

The Board's Focus Area Goals are an integral part of their Strategic Plan and they consist of public service, economic and community development, infrastructure and efficient & effective government. More detail on the Board's Strategic plan can be found on the County's website at www.charlottecountyfl.gov. We are dedicated to ensuring that Charlotte County Government delivers the programs and services at the highest level as prioritized by the Board of County Commissioners and the community.

CONTACT INFORMATION

This financial report is designed to provide our citizens, taxpayers, customers, and investors and creditors with a general overview of the County's finances and to show its accountability for the money it receives. If you have questions about this report or need additional financial information, contact the Comptroller's Division, Charlotte County Clerk of the Circuit Court, 18500 Murdock Circle, Port Charlotte, Florida 33948. You may also reach the Comptroller's Division by calling 941-743-1413.

CHARLOTTE COUNTY, FLORIDA
STATEMENT OF NET POSITION
September 30, 2024

	Primary Government			Component Unit
	Governmental	Business-type	Total	Industrial
	Activities	Activities		Development Authority
ASSETS				
Current assets:				
Cash and cash equivalents	\$ 360,255,600	\$ 59,541,720	\$ 419,797,320	\$ 459,456
Restricted cash and cash equivalents	4,005,991	7,220,992	11,226,983	-
Investments	461,474,060	81,633,155	543,107,215	-
Restricted investments	-	16,403,650	16,403,650	-
Restricted investments with trustee	-	3,897,831	3,897,831	-
Accounts and assessments receivable - net	19,312,218	14,087,730	33,399,948	-
Lease receivable	322,981	-	322,981	-
Interfund balances	13,129,947	(13,129,947)	-	-
Due from other governments	41,718,052	974,886	42,692,938	-
Inventory of supplies, at cost	4,037,832	4,166,074	8,203,906	-
Land held for resale	3,783,445	-	3,783,445	-
Other assets	4,253,542	1,679,587	5,933,129	-
Total current assets	<u>912,293,668</u>	<u>176,475,678</u>	<u>1,088,769,346</u>	<u>459,456</u>
Noncurrent assets:				
Restricted cash	-	47,516,172	47,516,172	-
Restricted investments	-	80,892,634	80,892,634	-
Special assessment receivable - net	-	25,658,667	25,658,667	-
Capital assets:				
Land	202,634,767	26,493,022	229,127,789	14,796
Buildings	378,791,066	17,428,618	396,219,684	-
Improvement other than buildings	149,755,003	626,051,301	775,806,304	-
Equipment	162,897,219	34,388,196	197,285,415	-
Infrastructure	622,532,468	-	622,532,468	-
Right to use lease/subscription assets	24,110,748	-	24,110,748	-
Construction in progress	67,748,632	66,377,487	134,126,119	-
Intangible assets	1,695,685	38,905,016	40,600,701	-
Easements	8,099,009	8,554,899	16,653,908	-
Subscriptions in progress	1,898,563	-	1,898,563	-
Less accumulated depreciation and amortization	(621,041,858)	(375,154,977)	(996,196,835)	-
Total noncurrent assets	<u>999,121,302</u>	<u>597,111,035</u>	<u>1,596,232,337</u>	<u>14,796</u>
Total assets	<u>1,911,414,970</u>	<u>773,586,713</u>	<u>2,685,001,683</u>	<u>474,252</u>
Deferred outflows of resources:				
Deferred charge on refunding	672,638	-	672,638	-
Deferred outflow - OPEB related	7,233,552	444,955	7,678,507	-
Deferred outflow - Pension related	63,515,892	4,762,789	68,278,681	-
Total deferred outflows of resources	<u>\$ 71,422,082</u>	<u>\$ 5,207,744</u>	<u>\$ 76,629,826</u>	<u>\$ -</u>

CHARLOTTE COUNTY, FLORIDA
STATEMENT OF NET POSITION
September 30, 2024

	Primary Government			Component Unit
	Governmental	Business-type	Total	Industrial
	Activities	Activities		Development Authority
LIABILITIES				
Current liabilities:				
Accounts and vouchers payable	\$ 24,730,200	\$ 10,196,468	\$ 34,926,668	\$ -
Contracts payable	3,504,581	1,402,811	4,907,392	-
Accrued liabilities	8,471,702	1,121,770	9,593,472	-
Due to other governmental agencies	5,403,634	1,288,350	6,691,984	-
Self-insurance claims payable	7,961,261	-	7,961,261	-
Unearned revenue	5,100,313	994,522	6,094,835	-
Deposits	865,263	5,588,264	6,453,527	-
Special assessments loans payable	3,204,000	1,063,740	4,267,740	-
Loans payable	7,753,000	3,373,112	11,126,112	-
Bonds payable	4,510,000	15,070,000	19,580,000	-
Accrued compensated absences	6,714,601	239,173	6,953,774	-
Matured interest payable	327,611	183,586	511,197	-
Matured bonds payable	1,951,000	-	1,951,000	-
Leases payable	1,726,123	-	1,726,123	-
Subscriptions payable	2,998,811	-	2,998,811	-
Other liabilities	6,081,043	65,993	6,147,036	-
Total current liabilities	<u>91,303,143</u>	<u>40,587,789</u>	<u>131,890,932</u>	<u>-</u>
Noncurrent liabilities:				
Special assessments loans payable	15,711,000	12,738,143	28,449,143	-
Loans payable	23,207,000	49,018,489	72,225,489	-
Bonds payable	15,533,782	-	15,533,782	-
Leases payable	1,190,170	-	1,190,170	-
Subscriptions payable	5,352,463	-	5,352,463	-
Accrued compensated absences	13,615,034	1,593,345	15,208,379	-
Total OPEB liability	43,178,355	1,920,626	45,098,981	-
Net pension liability	222,977,551	18,695,364	241,672,915	-
Unearned revenue	-	20,240,000	20,240,000	-
Landfill closure costs	-	21,859,902	21,859,902	-
Self-insurance claims payable	1,774,000	-	1,774,000	-
Total noncurrent liabilities	<u>342,539,355</u>	<u>126,065,869</u>	<u>468,605,224</u>	<u>-</u>
Total liabilities	<u>433,842,498</u>	<u>166,653,658</u>	<u>600,496,156</u>	<u>-</u>
Deferred inflows of resources:				
Deferred inflow - Leases	298,865	-	298,865	-
Deferred inflow - OPEB related	15,763,285	422,353	16,185,638	-
Deferred inflow - Pension related	28,618,344	2,889,673	31,508,017	-
Total deferred inflow of resources	<u>44,680,494</u>	<u>3,312,026</u>	<u>47,992,520</u>	<u>-</u>

	Primary Government			Component Unit
	Governmental Activities	Business-type Activities	Total	Industrial Development Authority
NET POSITION				
Net investment in capital assets	937,895,098	360,377,267	1,298,272,365	14,796
Restricted for:				
Debt service	-	3,390,617	3,390,617	-
Contractual obligations	-	101,155,338	101,155,338	-
General government	15,940,812	-	15,940,812	-
General government - court related	5,922,114	-	5,922,114	-
Public safety	108,797,921	-	108,797,921	-
Physical environment	62,823,459	-	62,823,459	-
Transportation	200,230,965	-	200,230,965	-
Human services	28,595,712	-	28,595,712	-
Culture and recreation	48,161,955	-	48,161,955	-
Unrestricted	95,946,024	143,905,551	239,851,575	459,456
Total net position	<u>\$1,504,314,060</u>	<u>\$ 608,828,773</u>	<u>\$2,113,142,833</u>	<u>\$ 474,252</u>

The accompanying notes are an integral part of these financial statements.

CHARLOTTE COUNTY, FLORIDA
STATEMENT OF ACTIVITIES
For the Fiscal Year Ended September 30, 2024

Function/Programs	Program Revenues			
	Expenses	Charges for Services	Operating Grants and Contributions	Capital Grants and Contributions
Governmental Activities:				
General government	\$ 151,174,374	\$ 70,714,881	\$ 9,894,965	\$ 1,406,276
Court related	11,980,675	6,234,960	-	-
Public safety	204,812,990	69,000,546	2,937,276	1,430,340
Physical environment	15,955,285	15,073,854	31,093,572	-
Transportation	98,894,244	50,213,181	-	23,185,592
Economic environment	6,246,666	469,952	21,633,892	-
Human services	35,691,804	13,045,533	6,930,724	-
Culture and recreation	43,781,951	3,077,492	1,594,919	1,127,253
Interest on long-term debt	1,992,247	-	-	-
Total governmental activities	<u>570,530,236</u>	<u>227,830,399</u>	<u>74,085,348</u>	<u>27,149,461</u>
Business-type Activities:				
Water and sewer	91,064,580	117,329,563	510,203	18,758,322
Solid waste	41,034,307	44,732,994	-	-
Total business-type activities	<u>132,098,887</u>	<u>162,062,557</u>	<u>510,203</u>	<u>18,758,322</u>
Total primary government	<u>\$ 702,629,123</u>	<u>\$ 389,892,956</u>	<u>\$ 74,595,551</u>	<u>\$ 45,907,783</u>
Component Unit				
Charlotte County Industrial Development Authority	\$ 4,572	\$ -	\$ -	\$ -
Total component unit	<u>\$ 4,572</u>	<u>\$ -</u>	<u>\$ -</u>	<u>\$ -</u>

General revenues:

Taxes
Property
Gasoline
Communication services
Tourist development
Other
Sales tax
Franchise taxes
Revenue sharing
Restricted revenue sharing
Unrestricted state shared revenues
Unrestricted revenue sharing
Interest income (loss)
Miscellaneous
Transfers
Total general revenues and transfers
Changes in net position
Net position - beginning
Net position - ending

Net (Expenses) Revenue and Changes in Net Positions

Primary Government			Component Unit
Governmental Activities	Business-Type Activities	Totals	Industrial Development Authority
\$ (69,158,252)	\$ -	\$ (69,158,252)	\$ -
(5,745,715)	-	(5,745,715)	-
(131,444,828)	-	(131,444,828)	-
30,212,141	-	30,212,141	-
(25,495,471)	-	(25,495,471)	-
15,857,178	-	15,857,178	-
(15,715,547)	-	(15,715,547)	-
(37,982,287)	-	(37,982,287)	-
(1,992,247)	-	(1,992,247)	-
<u>(241,465,028)</u>	<u>-</u>	<u>(241,465,028)</u>	<u>-</u>
-	45,533,508	45,533,508	-
-	3,698,687	3,698,687	-
-	49,232,195	49,232,195	-
<u>(241,465,028)</u>	<u>49,232,195</u>	<u>(192,232,833)</u>	<u>-</u>
			(4,572)
			<u>(4,572)</u>
225,892,646	-	225,892,646	-
10,412,283	-	10,412,283	-
5,177,987	-	5,177,987	-
8,716,898	-	8,716,898	-
339,901	-	339,901	-
43,563,218	-	43,563,218	-
13,676,533	-	13,676,533	-
9,406,995	-	9,406,995	-
29,967,955	-	29,967,955	-
45,986,024	14,884,994	60,871,018	120
20,712,748	1,919,444	22,632,192	-
<u>(8,027,981)</u>	<u>8,027,981</u>	<u>-</u>	<u>-</u>
<u>405,825,207</u>	<u>24,832,419</u>	<u>430,657,626</u>	<u>120</u>
164,360,179	74,064,614	238,424,793	(4,452)
<u>1,339,953,881</u>	<u>534,764,159</u>	<u>1,874,718,040</u>	<u>478,704</u>
<u>\$ 1,504,314,060</u>	<u>\$ 608,828,773</u>	<u>\$ 2,113,142,833</u>	<u>\$ 474,252</u>

The accompanying notes are an integral part of these financial statements.

CHARLOTTE COUNTY, FLORIDA
BALANCE SHEET
GOVERNMENTAL FUNDS
September 30, 2024

	General Fund	Charlotte Public Safety
ASSETS		
Cash and cash equivalents	\$ 57,171,510	\$ 7,200,345
Restricted cash and cash equivalents	-	-
Investments	5,871,296	11,726,735
Accounts, leases and assessments receivable, net	6,277,143	-
Due from other funds	100,221,082	365,203
Advances to other funds	8,591,002	-
Due from other governmental agencies	5,677,010	-
Inventory of supplies, at cost	-	-
Other assets	1,271,144	34,623
Total assets	185,080,187	19,326,906
LIABILITIES AND FUND BALANCES		
Liabilities		
Accounts and vouchers payable	4,049,334	253,359
Contracts payable	366	-
Accrued liabilities	6,138,740	22,196
Due to other funds	5,914,110	26,511
Due to other governmental agencies	2,948,290	-
Advances from other funds	-	-
Deposits	605,243	-
Unearned revenue	353,560	-
Matured interest payable	-	-
Matured bonds payable	-	-
Other liabilities	7,770,661	-
Total liabilities (deficits)	27,780,304	302,066
Deferred Inflows of Resources		
Unavailable revenue	-	-
Deferred inflow - Leases	18,885	-
Total Deferred Inflow of Resources	18,885	-
Fund Balance		
Nonspendable	921,021	8,012
Restricted	5,036,322	6,511,153
Committed	375,000	2,463
Assigned	13,155,028	12,503,212
Unassigned	137,793,627	-
Total fund balances	157,280,998	19,024,840
Total liabilities, deferred inflows of resources, and fund balances	\$ 185,080,187	\$ 19,326,906

<u>Street and Drainage Districts Maintenance</u>	<u>Sales Tax Extensions</u>	<u>Hurricane Funds</u>	<u>Clerk of the Court</u>	<u>Other Governmental Funds</u>	<u>Total Governmental Funds</u>
\$ 47,558,803	\$ 67,005,906	\$ 4,463,636	\$ 10,680,497	\$ 151,893,614	\$ 345,974,311
-	-	-	-	4,005,991	4,005,991
77,419,107	104,463,543	7,269,634	-	236,743,567	443,493,882
-	-	45,252	1,220	13,293,593	19,617,208
735,290	-	577,233	3,536	12,040,757	113,943,101
-	-	-	-	6,984,809	15,575,811
-	6,917,931	20,773,429	41,561	8,169,484	41,579,415
-	-	-	-	3,936,294	3,936,294
181,517	245,201	7,322	34,907	1,416,865	3,191,579
<u>125,894,717</u>	<u>178,632,581</u>	<u>33,136,506</u>	<u>10,761,721</u>	<u>438,484,974</u>	<u>991,317,592</u>
2,242,103	3,159,858	4,841,841	205,729	8,002,677	22,754,901
282,701	650,382	1,693,012	-	878,120	3,504,581
-	-	-	37,777	2,217,140	8,415,853
1,740,906	36,995	96,738,802	280,679	9,705,618	114,443,621
-	-	-	2,395,771	59,573	5,403,634
-	-	-	-	2,440,344	2,440,344
4,952	-	-	-	255,068	865,263
-	-	-	-	2,116,148	2,469,708
-	-	-	-	318,871	318,871
-	-	-	-	1,951,000	1,951,000
-	-	8,888	405	8,672	7,788,626
<u>4,270,662</u>	<u>3,847,235</u>	<u>103,282,543</u>	<u>2,920,361</u>	<u>27,953,231</u>	<u>170,356,402</u>
-	-	17,575,772	-	260,921	17,836,693
-	-	-	-	279,980	298,865
<u>-</u>	<u>-</u>	<u>17,575,772</u>	<u>-</u>	<u>540,901</u>	<u>18,135,558</u>
-	-	-	-	4,720,863	5,649,896
90,623,167	155,039,185	-	5,922,114	207,340,997	470,472,938
-	729,480	-	-	70,068,605	71,175,548
31,000,888	19,016,681	-	1,919,246	130,474,695	208,069,750
-	-	(87,721,809)	-	(2,614,318)	47,457,500
<u>121,624,055</u>	<u>174,785,346</u>	<u>(87,721,809)</u>	<u>7,841,360</u>	<u>409,990,842</u>	<u>802,825,632</u>
<u>\$ 125,894,717</u>	<u>\$ 178,632,581</u>	<u>\$ 33,136,506</u>	<u>\$ 10,761,721</u>	<u>\$ 438,484,974</u>	<u>\$ 991,317,592</u>

The accompanying notes are an integral part of these financial statements.

CHARLOTTE COUNTY, FLORIDA
RECONCILIATION OF THE BALANCE SHEET OF GOVERNMENTAL FUNDS
TO THE STATEMENT OF NET POSITION
September 30, 2024

Fund balances - total governmental funds.	\$	802,825,632
Capital assets, net of accumulated depreciation and amortization, used in governmental activities are not financial resources and are, therefore, not reported in the governmental funds.		996,792,629
Land held for resale in governmental activities is derived from capital assets, which are not financial resources, and is, therefore, not reported in the governmental funds.		3,783,445
Other assets are not available to pay for current-period expenditures and, therefore, are deferred in the funds.		17,836,693
Certain liabilities are not due and payable in the current period and, therefore, are not reported in the funds. (See Note 2).		(338,990,087)
The assets and liabilities of Internal Service Funds, in addition to those otherwise allocated, are included in the governmental activities in the Statement of Net Position.		<u>22,065,748</u>
Total net position of governmental activities		<u><u>\$ 1,504,314,060</u></u>

The accompanying notes are an integral part of these financial statements.

CHARLOTTE COUNTY, FLORIDA
STATEMENT OF REVENUES, EXPENDITURES AND CHANGES IN FUND BALANCES
GOVERNMENTAL FUNDS
For the Fiscal Year Ended September 30, 2024

	<u>General Fund</u>	<u>Charlotte Public Safety</u>
Revenues:		
Taxes	\$ 53,517,814	\$ 123,421,323
Assessments levied	-	-
Licenses and permits	15,121,237	-
Intergovernmental	30,608,695	-
Charges for services	27,075,844	-
Fines and forfeitures	409,951	-
Impact fees	-	-
Miscellaneous	17,468,233	1,794,264
Total revenues	<u>144,201,774</u>	<u>125,215,587</u>
Expenditures:		
Current		
General government	49,850,771	821,529
Court related	1,685,662	-
Public safety	132,365,271	6,539,859
Physical environment	6,300,982	-
Transportation	6,093,005	-
Economic environment	3,574,438	-
Human services	13,204,610	-
Culture and recreation	23,122,586	-
Capital outlay	-	-
Debt service	2,549,039	144,396
Total expenditures	<u>238,746,364</u>	<u>7,505,784</u>
Excess of revenues over/(under) expenditures	<u>(94,544,590)</u>	<u>117,709,803</u>
Other financing sources (uses)		
Issuance of debt	-	-
Issuance of lease/subscription agreements	3,897,804	-
Transfers in	125,454,993	384,245
Transfers out	(20,924,807)	(113,980,094)
Total other financing sources (uses):	<u>108,427,990</u>	<u>(113,595,849)</u>
Net change in fund balances	13,883,400	4,113,954
Fund balances (deficits), October 1, 2023	<u>143,397,598</u>	<u>14,910,886</u>
Fund balances (deficits), September 30, 2024	<u>\$ 157,280,998</u>	<u>\$ 19,024,840</u>

Street and Drainage Districts Maintenance	Sales Tax Extensions	Hurricane Funds	Clerk of the Court	Other Governmental Funds	Total Governmental Funds
\$ 1,393,419	\$ 43,563,218	\$ -	\$ -	\$ 72,207,159	\$ 294,102,933
34,359,910	-	-	-	58,039,156	92,399,066
-	-	-	-	15,262,056	30,383,293
-	-	36,741,830	557,191	27,989,724	95,897,440
-	-	-	53,192,036	21,529,453	101,797,333
-	-	-	1,406,357	285,892	2,102,200
-	-	-	-	27,005,960	27,005,960
6,458,959	8,385,955	3,973,851	530,749	34,195,842	72,807,853
<u>42,212,288</u>	<u>51,949,173</u>	<u>40,715,681</u>	<u>55,686,333</u>	<u>256,515,242</u>	<u>716,496,078</u>
-	-	26,909,345	48,715,730	3,723,852	130,021,227
-	-	-	7,628,667	2,827,170	12,141,499
-	-	246,692	-	53,709,045	192,860,867
-	-	443,578	-	7,640,300	14,384,860
25,569,638	-	23,974,160	-	30,723,370	86,360,173
-	-	-	-	3,231,534	6,805,972
-	-	-	-	20,708,084	33,912,694
-	-	856,569	-	9,707,838	33,686,993
-	22,384,455	-	-	37,951,180	60,335,635
5,922,053	-	-	-	15,410,898	24,026,386
<u>31,491,691</u>	<u>22,384,455</u>	<u>52,430,344</u>	<u>56,344,397</u>	<u>185,633,271</u>	<u>594,536,306</u>
<u>10,720,597</u>	<u>29,564,718</u>	<u>(11,714,663)</u>	<u>(658,064)</u>	<u>70,881,971</u>	<u>121,959,772</u>
7,403,000	-	-	-	-	7,403,000
-	-	-	741,730	480,006	5,119,540
269,916	-	8,447,710	336,068	32,008,673	166,901,605
-	-	-	(820,511)	(39,231,434)	(174,956,846)
<u>7,672,916</u>	<u>-</u>	<u>8,447,710</u>	<u>257,287</u>	<u>(6,742,755)</u>	<u>4,467,299</u>
18,393,513	29,564,718	(3,266,953)	(400,777)	64,139,216	126,427,071
103,230,542	145,220,628	(84,454,856)	8,242,137	345,851,626	676,398,561
<u>\$ 121,624,055</u>	<u>\$ 174,785,346</u>	<u>\$ (87,721,809)</u>	<u>\$ 7,841,360</u>	<u>\$ 409,990,842</u>	<u>\$ 802,825,632</u>

The accompanying notes are an integral part of these financial statements.

CHARLOTTE COUNTY, FLORIDA
RECONCILIATION OF THE STATEMENT OF REVENUES, EXPENDITURES AND
CHANGES IN FUND BALANCES OF GOVERNMENTAL FUNDS
TO THE STATEMENT OF ACTIVITIES
For the Fiscal Year Ended September 30, 2024

Net change in fund balances - total governmental funds.	\$ 126,427,071
Capital outlay, reported as expenditures in governmental funds, is shown as capital assets in the Statement of Net Position.	80,459,014
Revaluation and sale of land held for resale is presented on the Statement of Activities.	(16,025,474)
Depreciation and amortization expense on governmental capital assets are included in the Statement of Activities.	(49,363,061)
Issuance of debt provides current financial resources to governmental funds; however, issuing debt increases long-term liabilities in the Statement of Net Position.	(7,403,000)
Bond, loan and note principal payments are presented as expenditures in governmental funds but not in governmental activities.	19,089,000
The net revenues (expenses) of internal service funds (funds to charge self-insurance, health insurance and vehicle maintenance) are reported with governmental activities.	(1,969,948)
Revenues in the Statement of Activities that do not provide current financial resources are not reported as revenues in the funds. In the statement of activities, however, revenues are reported regardless of when available. This is the decrease in deferred inflows for unavailable revenue.	17,598,155
In governmental funds expenditures for interest are recognized when paid; however, in the Statement of Activities, interest payable is reported when the liability is incurred.	2,845
In governmental funds expenditures are recognized when paid; however, in the Statement of Activities, unamortized costs are reported when the liability is incurred.	59,999
The decrease in accrued compensated absences reported in the Statement of Activities does not require the use of current financial resources and, therefore, is not reported as an expenditure in the governmental funds.	(2,212,299)
The increase in other postemployment benefits, deferred outflows, and deferred inflows reported in the Statement of Activities does not require the use of current financial resources and, therefore, is not reported as an expenditure in the governmental funds.	(2,182,218)
The increase in pension liability, deferred outflows, and deferred inflows related to pensions are reported in the Statement of Activities, but do not require the use of current financial resources and, therefore, are not reported as an expenditure in the governmental funds.	(566,841)
The decrease in lease and subscription liability and deferred inflows related to leases are reported in the Statement of Activities, but does not require the use of current financial resources and therefore is not reported as an expenditure in the governmental funds.	446,936
Change in net position of governmental activities	<u>\$ 164,360,179</u>

The accompanying notes are an integral part of these financial statements.

CHARLOTTE COUNTY, FLORIDA
GENERAL FUND
STATEMENT OF REVENUES, EXPENDITURES AND CHANGES IN FUND BALANCES -
BUDGET AND ACTUAL
For the Fiscal Year Ended September 30, 2024

	Original Budget	Final Budget	Actual	Variance with Final Budget Positive (Negative)
Revenues:				
Taxes	\$ 55,808,588	\$ 55,808,588	\$ 53,517,814	\$ (2,290,774)
Licenses and permits	13,860,500	13,860,500	15,121,237	1,260,737
Intergovernmental	30,352,993	32,532,177	30,608,695	(1,923,482)
Charges for services	21,855,276	21,879,782	27,075,844	5,196,062
Fines and forfeitures	308,000	308,000	409,951	101,951
Miscellaneous	6,546,003	7,320,479	17,468,233	10,147,754
Less: Reserves	(5,356,070)	(5,356,070)	-	5,356,070
Total revenues	<u>123,375,290</u>	<u>126,353,456</u>	<u>144,201,774</u>	<u>17,848,318</u>
Expenditures:				
Current:				
General government				
Non-court related				
Personal services	38,528,779	38,369,529	34,844,471	3,525,058
Contract/Professional services	4,346,375	6,540,505	5,829,253	711,252
Purchased services	5,076,800	6,028,498	6,533,098	(504,600)
Materials/Supplies	2,142,570	2,269,696	1,765,088	504,608
Capital expenditures	31,850	333,568	878,861	(545,293)
Court related				
Personal services	1,383,924	1,244,200	1,242,807	1,393
Contract/Professional services	77,500	93,074	95,361	(2,287)
Purchased services	283,150	268,120	263,392	4,728
Materials/Supplies	77,100	84,400	84,102	298
Capital expenditures	18,000	-	-	-
Sub-total general government	<u>51,966,048</u>	<u>55,231,590</u>	<u>51,536,433</u>	<u>3,695,157</u>
Debt service	15,228	15,228	2,465,977	(2,450,749)
Total general government	<u>51,981,276</u>	<u>55,246,818</u>	<u>54,002,410</u>	<u>1,244,408</u>
Public safety				
Personal services	111,478,012	108,833,620	101,320,707	7,512,913
Contract/Professional services	4,773,139	4,773,139	4,888,708	(115,569)
Purchased services	17,627,906	17,878,406	17,771,851	106,555
Materials/Supplies	1,357,498	1,377,092	1,070,837	306,255
Capital expenditures	5,044,201	7,659,927	7,313,168	346,759
Debt service	-	-	42,762	(42,762)
Total public safety	<u>140,280,756</u>	<u>140,522,184</u>	<u>132,408,033</u>	<u>8,114,151</u>

The accompanying notes are an integral part of these financial statements.

CHARLOTTE COUNTY, FLORIDA
GENERAL FUND
STATEMENT OF REVENUES, EXPENDITURES AND CHANGES IN FUND BALANCES -
BUDGET AND ACTUAL
For the Fiscal Year Ended September 30, 2024

	Original Budget	Final Budget	Actual	Variance with Final Budget Positive (Negative)
Physical environment				
Personal services	2,455,426	2,545,029	2,427,909	117,120
Contract/Professional services	1,456,948	1,456,948	1,354,112	102,836
Purchased services	1,214,098	1,274,098	787,116	486,982
Materials/Supplies	290,390	488,390	517,490	(29,100)
Capital expenditures	97,500	822,040	1,052,308	(230,268)
Grants & Aids	137,500	137,500	162,047	(24,547)
Total physical environment	<u>5,651,862</u>	<u>6,724,005</u>	<u>6,300,982</u>	<u>423,023</u>
Transportation				
Personal services	955,496	955,496	930,285	25,211
Contract/Professional services	17,187	17,187	17,187	-
Purchased services	115,158	115,158	93,324	21,834
Materials/Supplies	23,843	23,843	21,937	1,906
Capital expenditures	55,000	3,143,870	5,030,272	(1,886,402)
Total transportation	<u>1,166,684</u>	<u>4,255,554</u>	<u>6,093,005</u>	<u>(1,837,451)</u>
Economic environment				
Personal services	1,238,669	1,238,669	1,015,287	223,382
Contract/Professional services	222,536	222,536	219,629	2,907
Purchased services	316,635	316,635	224,747	91,888
Materials/Supplies	50,674	50,674	27,419	23,255
Capital expenditures	-	-	46,682	(46,682)
Grants & Aids	2,084,051	2,084,051	2,040,674	43,377
Debt service	-	-	35,915	(35,915)
Total economic environment	<u>3,912,565</u>	<u>3,912,565</u>	<u>3,610,353</u>	<u>302,212</u>
Human service				
Personal services	3,415,659	3,415,659	2,999,934	415,725
Contract/Professional services	1,769,469	1,769,469	1,556,521	212,948
Purchased services	3,543,121	3,718,121	3,602,443	115,678
Materials/Supplies	1,718,836	1,718,836	1,491,180	227,656
Capital expenditures	27,000	52,705	291,112	(238,407)
Grants & Aids	3,187,407	3,187,407	3,263,420	(76,013)
Debt service	-	-	4,385	(4,385)
Total human services	<u>13,661,492</u>	<u>13,862,197</u>	<u>13,208,995</u>	<u>653,202</u>

The accompanying notes are an integral part of these financial statements.

CHARLOTTE COUNTY, FLORIDA
GENERAL FUND
STATEMENT OF REVENUES, EXPENDITURES AND CHANGES IN FUND BALANCES -
BUDGET AND ACTUAL
For the Fiscal Year Ended September 30, 2024

	Original Budget	Final Budget	Actual	Variance with Final Budget Positive (Negative)
Culture and recreation				
Personal services	13,990,157	14,129,643	11,091,674	3,037,969
Contract/Professional services	5,794,345	5,794,345	5,661,315	133,030
Purchased services	3,674,017	3,726,017	3,624,966	101,051
Materials/Supplies	1,639,707	1,637,707	1,852,418	(214,711)
Capital expenditures	6,055,149	6,918,242	561,228	6,357,014
Grants & Aids	-	1,669,269	330,985	1,338,284
Total culture and recreation	<u>31,153,375</u>	<u>33,875,223</u>	<u>23,122,586</u>	<u>10,752,637</u>
Total expenditures	<u>247,808,010</u>	<u>258,398,546</u>	<u>238,746,364</u>	<u>19,652,182</u>
Excess of revenues over/(under) expenditures	<u>(124,432,720)</u>	<u>(132,045,090)</u>	<u>(94,544,590)</u>	<u>37,500,500</u>
Other financing sources (uses):				
Issuance of lease/subscription agreements	-	-	3,897,804	3,897,804
Transfers from other funds	111,627,704	118,220,846	125,454,993	7,234,147
Transfers to other funds	(3,671,297)	(11,120,955)	(20,924,807)	(9,803,852)
Total other financing sources	<u>107,956,407</u>	<u>107,099,891</u>	<u>108,427,990</u>	<u>1,328,099</u>
Net change in fund balance (deficit)	(16,476,313)	(24,945,199)	13,883,400	38,828,599
Fund balances, October 1, 2023	<u>94,276,242</u>	<u>94,336,456</u>	<u>143,397,598</u>	<u>49,061,142</u>
Fund balances, September 30, 2024	<u>\$ 77,799,929</u>	<u>\$ 69,391,257</u>	<u>\$ 157,280,998</u>	<u>\$ 87,889,741</u>

The accompanying notes are an integral part of these financial statements.

CHARLOTTE COUNTY, FLORIDA
CHARLOTTE PUBLIC SAFETY
STATEMENT OF REVENUES, EXPENDITURES AND CHANGES IN FUND BALANCES -
BUDGET AND ACTUAL
For the Fiscal Year Ended September 30, 2024

	Original Budget	Final Budget	Actual	Variance with Final Budget Positive (Negative)
Revenues:				
Taxes	\$ 128,116,684	\$ 128,116,684	\$123,421,323	\$ (4,695,361)
Fines and forfeitures	-	-	-	-
Miscellaneous	-	-	1,794,264	1,794,264
Less: Reserves	(6,405,834)	(6,405,834)	-	6,405,834
Total revenues	<u>121,710,850</u>	<u>121,710,850</u>	<u>125,215,587</u>	<u>3,504,737</u>
Expenditures:				
Current:				
General government				
Purchased services	819,714	819,714	821,529	(1,815)
Total general government	<u>819,714</u>	<u>819,714</u>	<u>821,529</u>	<u>(1,815)</u>
Public safety				
Personal services	671,011	742,527	567,950	174,577
Contract/Professional services	2,804,009	2,806,009	2,068,321	737,688
Purchased services	4,253,691	4,254,291	3,882,245	372,046
Materials/Supplies	58,975	58,975	21,343	37,632
Capital expenditures	5,500	5,500	-	5,500
Debt service	-	-	144,396	(144,396)
Total public safety	<u>7,793,186</u>	<u>7,867,302</u>	<u>6,684,255</u>	<u>1,183,047</u>
Total expenditures	<u>8,612,900</u>	<u>8,687,016</u>	<u>7,505,784</u>	<u>1,181,232</u>
Excess of revenues over/(under) expenditures	<u>113,097,950</u>	<u>113,023,834</u>	<u>117,709,803</u>	<u>4,685,969</u>
Other financing sources (uses):				
Transfers from other funds	33,000	33,000	384,245	351,245
Transfers to other funds	(113,980,094)	(113,980,094)	113,980,094)	-
Total other financing sources (uses)	<u>(113,947,094)</u>	<u>(113,947,094)</u>	<u>113,595,849)</u>	<u>351,245</u>
Net change in fund balance (deficit)	(849,144)	(923,260)	4,113,954	5,037,214
Fund balances, October 1, 2023	<u>10,000,000</u>	<u>10,000,000</u>	<u>14,910,886</u>	<u>4,910,886</u>
Fund balances, September 30, 2024	<u>\$ 9,150,856</u>	<u>\$ 9,076,740</u>	<u>\$ 19,024,840</u>	<u>\$ 9,948,100</u>

The accompanying notes are an integral part of these financial statements.

CHARLOTTE COUNTY, FLORIDA
STREET AND DRAINAGE DISTRICTS MAINTENANCE
STATEMENT OF REVENUES, EXPENDITURES AND CHANGES IN FUND BALANCES -
BUDGET AND ACTUAL
For the Fiscal Year Ended September 30, 2024

	Original Budget	Final Budget	Actual	Variance with Final Budget Positive (Negative)
Revenues:				
Taxes	\$ 1,465,368	\$ 1,465,368	\$ 1,393,419	\$ (71,949)
Assessments levied	35,481,557	35,481,557	34,359,910	(1,121,647)
Miscellaneous	300,223	302,430	6,458,959	6,156,529
Less: Reserves	(1,857,591)	(1,857,591)	-	1,857,591
Total revenues	<u>35,389,557</u>	<u>35,391,764</u>	<u>42,212,288</u>	<u>6,820,524</u>
Expenditures:				
Current				
Transportation				
Contract/Professional services	27,891,205	38,166,284	11,668,978	26,497,306
Purchased services	28,821,577	30,262,913	9,447,052	20,815,861
Materials/Supplies	5,085,293	5,087,293	1,278,761	3,808,532
Capital expenditures	4,365,780	4,365,780	3,174,847	1,190,933
Sub-total transportation	<u>66,163,855</u>	<u>77,882,270</u>	<u>25,569,638</u>	<u>52,312,632</u>
Debt service	4,962,763	6,278,763	5,922,053	356,710
Total transportation	<u>71,126,618</u>	<u>84,161,033</u>	<u>31,491,691</u>	<u>52,669,342</u>
Total expenditures	<u>71,126,618</u>	<u>84,161,033</u>	<u>31,491,691</u>	<u>52,669,342</u>
Excess of revenues over/(under) expenditures	<u>(35,737,061)</u>	<u>(48,769,269)</u>	<u>10,720,597</u>	<u>59,489,866</u>
Other financing sources (uses)				
Proceeds from debt	8,403,000	10,071,000	7,403,000	(2,668,000)
Transfers from other funds	109,412	110,274	269,916	159,642
Total other financing sources (uses)	<u>8,512,412</u>	<u>10,181,274</u>	<u>7,672,916</u>	<u>(2,508,358)</u>
Net change in fund balance (deficit)	(27,224,649)	(38,587,995)	18,393,513	56,981,508
Fund balances, October 1, 2023	<u>88,573,358</u>	<u>89,051,762</u>	<u>103,230,542</u>	<u>14,178,780</u>
Fund balances, September 30, 2024	<u>\$ 61,348,709</u>	<u>\$ 50,463,767</u>	<u>\$ 121,624,055</u>	<u>\$ 71,160,288</u>

The accompanying notes are an integral part of these financial statements.

CHARLOTTE COUNTY, FLORIDA
HURRICANE FUNDS
STATEMENT OF REVENUES, EXPENDITURES AND CHANGES IN FUND BALANCES -
BUDGET AND ACTUAL
For the Fiscal Year Ended September 30, 2024

	Original Budget	Final Budget	Actual	Variance with Final Budget Positive (Negative)
Revenues:				
Intergovernmental	\$ 75,635,234	\$ 75,635,234	\$ 36,741,830	\$ (38,893,404)
Miscellaneous	3,634,103	3,634,103	3,973,851	339,748
Total revenues	<u>79,269,337</u>	<u>79,269,337</u>	<u>40,715,681</u>	<u>(38,553,656)</u>
Expenditures				
Current:				
General government				
Personal services	34,000	34,000	5,342	28,658
Contract/Professional services	29,250,000	29,250,000	14,288,292	14,961,708
Purchased services	32,067,000	32,067,000	12,358,980	19,708,020
Materials/Supplies	490,000	490,000	256,731	233,269
Total general government	<u>61,841,000</u>	<u>61,841,000</u>	<u>26,909,345</u>	<u>34,931,655</u>
Public safety				
Contract/Professional services	125,000	125,000	211,163	(86,163)
Purchased services	-	-	3,324	(3,324)
Materials/Supplies	-	-	12,860	(12,860)
Capital expenditures	626,887	626,887	19,345	607,542
Total public safety	<u>751,887</u>	<u>751,887</u>	<u>246,692</u>	<u>505,195</u>
Physical environment				
Personal Services	-	-	7,833	(7,833)
Contract/Professional services	-	-	392,677	(392,677)
Purchased services	-	-	38,008	(38,008)
Materials/Supplies	-	-	5,060	(5,060)
Total physical environment	<u>-</u>	<u>-</u>	<u>443,578</u>	<u>(443,578)</u>
Transportation				
Personal services	-	-	8,472	(8,472)
Contract/Professional services	27,409,422	27,409,422	22,577,079	4,832,343
Purchased services	-	-	1,206,060	(1,206,060)
Materials/Supplies	-	-	84,785	(84,785)
Capital expenditures	-	-	97,764	(97,764)
Total transportation	<u>27,409,422</u>	<u>27,409,422</u>	<u>23,974,160</u>	<u>3,435,262</u>
Culture & Recreation				
Contract/Professional services	-	-	491,427	(491,427)
Materials/Supplies	-	-	12,329	(12,329)
Capital expenditures	-	-	352,813	(352,813)
Total culture & recreation	<u>-</u>	<u>-</u>	<u>856,569</u>	<u>(856,569)</u>
Total expenditures	<u>90,002,309</u>	<u>90,002,309</u>	<u>52,430,344</u>	<u>37,571,965</u>
Excess of revenues over/(under) expenditures	<u>(10,732,972)</u>	<u>(10,732,972)</u>	<u>(11,714,663)</u>	<u>(981,691)</u>

Other financing sources (uses):

The accompanying notes are an integral part of these financial statements.

HURRICANE FUNDS
 STATEMENT OF REVENUES, EXPENDITURES AND CHANGES IN FUND BALANCES -
 BUDGET AND ACTUAL (CONTINUED)
 For the Fiscal Year Ended September 30, 2024

	Original Budget	Final Budget	Actual	Variance with Final Budget Positive (Negative)
Transfers from other funds	10,732,972	10,732,972	8,447,710	(2,285,262)
Total other financing sources (uses)	10,732,972	10,732,972	8,447,710	(2,285,262)
Net change in fund balance (deficit)	-	-	(3,266,953)	(3,266,953)
Fund balances (deficit), October 1, 2023	-	-	(84,454,856)	(84,454,856)
Fund balances (deficit), September 30, 2024	\$ -	\$ -	\$ (87,721,809)	\$ (87,721,809)

The accompanying notes are an integral part of these financial statements.

CHARLOTTE COUNTY, FLORIDA
STATEMENT OF NET POSITION
PROPRIETARY FUNDS
September 30, 2024

	Business-type Activities Enterprise Funds			Governmental Activities	
	Charlotte County Landfill	Charlotte County Utility System	Nonmajor Sanitation District	Internal Service Funds	
	Total				
ASSETS					
Current assets:					
Cash and cash equivalents	\$ 13,082,096	\$ 44,660,946	\$ 1,798,678	\$ 59,541,720	\$ 14,281,289
Restricted cash and cash equivalents	57,698	7,163,294	-	7,220,992	-
Investments	20,509,777	58,227,564	2,895,814	81,633,155	17,980,178
Restricted investments	30,174	16,373,476	-	16,403,650	-
Restricted investments, with trustee	-	3,897,831	-	3,897,831	-
Accounts, leases and assessments receivable - net	552,365	13,535,365	-	14,087,730	17,991
Due from other governmental agencies	166,447	670,177	138,262	974,886	138,637
Due from other funds	358,944	127,398	480,676	967,018	1,148,652
Inventory of supplies, at cost	-	4,166,074	-	4,166,074	101,538
Other assets	142,045	830,152	707,390	1,679,587	1,061,963
Total current assets:	34,899,546	149,652,277	6,020,820	190,572,643	34,730,248
Noncurrent assets:					
Restricted cash	7,355,231	40,160,941	-	47,516,172	-
Restricted investments	12,702,387	68,190,247	-	80,892,634	-
Special assessments receivable - net	-	25,658,667	-	25,658,667	-
Capital assets:					
Land	3,274,348	23,218,674	-	26,493,022	-
Buildings	2,309,365	15,119,253	-	17,428,618	2,337,659
Improvements other than buildings	19,847,480	606,203,821	-	626,051,301	884,733
Machinery and equipment	10,185,629	24,202,567	-	34,388,196	684,858
Construction in progress	5,077,303	61,300,184	-	66,377,487	-
Easements	-	38,905,016	-	38,905,016	-
Intangible assets	-	8,554,899	-	8,554,899	-
Less accumulated depreciation and amortization	(23,024,084)	(352,130,893)	-	(375,154,977)	(1,578,577)
Total noncurrent assets - net	37,727,659	559,383,376	-	597,111,035	2,328,673
Total assets	72,627,205	709,035,653	6,020,820	787,683,678	37,058,921
Deferred outflows of resources:					
Deferred charge on refunding	-	-	-	-	-
Deferred outflow - Pension related	492,536	4,270,253	-	4,762,789	279,713
Deferred outflow - OPEB related	38,590	406,365	-	444,955	24,525
Total deferred outflows of resources	\$ 531,126	\$ 4,676,618	\$ -	\$ 5,207,744	\$ 304,238

	Business-type Activities Enterprise Funds				Governmental Activities
	Charlotte County Landfill	Charlotte		Total	Internal Service Funds
		County Utility System	Nonmajor Sanitation District		
LIABILITIES					
Current liabilities:					
Accounts and vouchers payable	\$ 951,638	\$ 4,270,453	\$ 4,974,377	\$ 10,196,468	\$ 1,975,299
Contracts payable	156,079	1,246,732	-	1,402,811	-
Accrued liabilities	130,241	991,529	-	1,121,770	55,849
Due to other governmental agencies	41	1,288,309	-	1,288,350	-
Due to other funds	252,343	372,302	336,853	961,498	653,652
Self-insurance claims payable	-	-	-	-	5,172,261
Unearned revenue	-	159,974	834,548	994,522	2,630,605
Deposits	87,873	5,500,391	-	5,588,264	-
Loans payable	-	3,373,112	-	3,373,112	-
Special assessment loans payable	-	1,063,740	-	1,063,740	-
Bonds payable	-	15,070,000	-	15,070,000	-
Matured interest payable	-	183,586	-	183,586	-
Accrued compensated absences	19,351	219,822	-	239,173	75,655
Other liabilities	-	65,953	40	65,993	1,081,417
Total current liabilities	<u>1,597,566</u>	<u>33,805,903</u>	<u>6,145,818</u>	<u>41,549,287</u>	<u>11,644,738</u>
Noncurrent liabilities:					
Notes and loans	-	49,018,489	-	49,018,489	-
Special assessment loans payable	-	12,738,143	-	12,738,143	-
Bonds payable	-	-	-	-	-
Advances from other funds	-	13,135,467	-	13,135,467	-
Accrued compensated absences	172,385	1,420,960	-	1,593,345	521,740
Other postemployment benefits	205,817	1,714,809	-	1,920,626	101,579
Net pension liability	1,987,130	16,708,234	-	18,695,364	1,069,440
Unearned revenue	-	20,240,000	-	20,240,000	-
Landfill closure costs	21,859,902	-	-	21,859,902	-
Self-insurance claims payable	-	-	-	-	1,774,000
Total noncurrent liabilities	<u>24,225,234</u>	<u>114,976,102</u>	<u>-</u>	<u>139,201,336</u>	<u>3,466,759</u>
Total liabilities	<u>25,822,800</u>	<u>148,782,005</u>	<u>6,145,818</u>	<u>180,750,623</u>	<u>15,111,497</u>
Deferred inflows of resources:					
Deferred inflow - Leases	-	-	-	-	-
Deferred inflow - Pension related	311,316	2,578,357	-	2,889,673	163,087
Deferred inflow - OPEB related	34,723	387,630	-	422,353	22,827
Total deferred inflow of resources	<u>346,039</u>	<u>2,965,987</u>	<u>-</u>	<u>3,312,026</u>	<u>185,914</u>
NET POSITION					
Net investment in capital assets	17,513,962	342,863,305	-	360,377,267	-
Restricted for debt service	-	3,390,617	-	3,390,617	-
Restricted for contractual obligations	473,186	100,682,152	-	101,155,338	-
Unrestricted	29,002,344	115,028,205	(124,998)	143,905,551	22,065,748
Total net position	<u>\$ 46,989,492</u>	<u>\$ 561,964,279</u>	<u>\$ (124,998)</u>	<u>\$ 608,828,773</u>	<u>\$ 22,065,748</u>

The accompanying notes are an integral part of these financial statements.

CHARLOTTE COUNTY, FLORIDA
STATEMENT OF REVENUES, EXPENSES AND CHANGES IN FUND NET POSITION
PROPRIETARY FUNDS
For the Fiscal Year Ended September 30, 2024

	Business-type Activities Enterprise Funds			Total	Governmental Activities
	Charlotte County Landfill	Charlotte County Utility System	Nonmajor Sanitation District		Internal Service Funds
Operating revenues:					
Charges for services	\$ 15,459,919	\$ 117,329,563	\$ 29,273,075	\$ 162,062,557	\$ 53,338,620
Miscellaneous	98,262	1,913,969	-	2,012,231	114,081
Total operating revenues	<u>15,558,181</u>	<u>119,243,532</u>	<u>29,273,075</u>	<u>164,074,788</u>	<u>53,452,701</u>
Operating expenses:					
Personal services	3,237,612	25,653,895	-	28,891,507	2,446,933
Contractual services	2,814,335	12,202,149	25,892,966	40,909,450	4,640,996
Cost of sales and service	-	16,737,342	-	16,737,342	5,184,240
Closing and monitoring costs	2,173,910	-	-	2,173,910	-
Depreciation expense and amortization	1,430,969	19,279,408	-	20,710,377	241,900
Insurance claims	56,985	605,226	-	662,211	34,002,420
Insurance premiums	-	-	-	-	10,035,218
Purchased services	1,746,508	7,973,244	4,443,246	14,162,998	557,398
Materials & supplies	599,617	5,289,581	-	5,889,198	145,379
Total operating expenses	<u>12,059,936</u>	<u>87,740,845</u>	<u>30,336,212</u>	<u>130,136,993</u>	<u>57,254,484</u>
Operating income (loss)	<u>3,498,245</u>	<u>31,502,687</u>	<u>(1,063,137)</u>	<u>33,937,795</u>	<u>(3,801,783)</u>
Nonoperating revenues (expenses)					
Interest revenue	2,743,964	11,618,514	522,519	14,884,997	1,804,575
Interest and fiscal charges	-	(1,961,897)	-	(1,961,897)	-
Grants and entitlements	-	510,203	-	510,203	-
Gain (loss) on abandonment/sale of assets	34,800	(127,587)	-	(92,787)	-
Total nonoperating revenues (expenses)	<u>2,778,764</u>	<u>10,039,233</u>	<u>522,519</u>	<u>13,340,516</u>	<u>1,804,575</u>
Income (loss) before contributions and transfers	6,277,009	41,541,920	(540,618)	47,278,311	(1,997,208)
Capital contributions	69,284	18,689,038	-	18,758,322	-
Transfers in	108,400	8,548,376	121,684	8,778,460	60,000
Transfers out	<u>(44,780)</u>	<u>(705,699)</u>	<u>-</u>	<u>(750,479)</u>	<u>(32,740)</u>
Change in net position	<u>6,409,913</u>	<u>68,073,635</u>	<u>(418,934)</u>	<u>74,064,614</u>	<u>(1,969,948)</u>
Total net position - beginning	<u>40,579,579</u>	<u>493,890,644</u>	<u>293,936</u>	<u>534,764,159</u>	<u>24,035,696</u>
Total net position - ending	<u>\$ 46,989,492</u>	<u>\$ 561,964,279</u>	<u>\$ (124,998)</u>	<u>\$ 608,828,773</u>	<u>\$ 22,065,748</u>

The accompanying notes are an integral part of these financial statements.

CHARLOTTE COUNTY, FLORIDA
STATEMENT OF CASH FLOWS
PROPRIETARY FUNDS
For the Fiscal Year Ended September 30, 2024

	Business-type Activities Enterprise Funds			Governmental	
	Charlotte County Landfill	Charlotte County Utility System	Nonmajor Sanitation District	Total	Internal Service Funds
Cash flows from operating activities:					
Cash received from customers	\$ 15,949,249	\$ 117,358,981	\$ 29,361,799	\$ 162,670,029	\$ 52,867,440
Cash payments to suppliers for goods and services	(5,456,507)	(43,491,727)	(27,927,117)	(76,875,351)	(19,760,552)
Cash payments to employees for services	(3,252,788)	(24,990,515)	-	(28,243,303)	(2,437,225)
Insurance claims	-	-	-	-	(34,444,766)
Other operating revenues	98,262	1,833,105	-	1,931,367	227,363
Deposits	(63,796)	19,089	-	(44,707)	-
Net cash provided by operating activities	<u>7,274,420</u>	<u>50,728,933</u>	<u>1,434,682</u>	<u>59,438,035</u>	<u>(3,547,740)</u>
Cash flows from non-capital financing activities:					
Operating grants	-	(21,122)	-	(21,122)	-
Loans from other funds	(13,005)	297,635	-	284,630	-
Loans to other funds	-	(33,649)	-	(33,649)	-
Transfer in from other funds/govts	-	12,991	148,426	161,417	-
Transfers in from other funds	108,400	8,537,940	-	8,646,340	60,000
Transfers to other funds	(44,778)	(705,698)	-	(750,476)	-
Net cash provided by noncapital financing activities	<u>50,617</u>	<u>8,088,097</u>	<u>148,426</u>	<u>8,287,140</u>	<u>60,000</u>
Cash flows from capital/related financing activities:					
Acquisition of capital assets	(2,869,653)	(34,226,443)	-	(37,096,096)	(12,075)
Proceeds from sale of capital assets	34,800	143,750	-	178,550	-
Principal paid on bonds and notes	-	(17,754,301)	-	(17,754,301)	-
Interest/finance costs on bonds/notes	-	(1,636,764)	-	(1,636,764)	-
Capital contributions	69,284	11,737,846	-	11,807,130	-
Capital contributed reduction in assessment receivable	-	(1,382,506)	-	(1,382,506)	-
Capital loans from other funds	-	(571,452)	-	(571,452)	-
Capital loans to other funds	-	(235)	-	(235)	(32,742)
Proceeds from bonds/notes	-	2,514,321	-	2,514,321	-
Net cash (used) by capital financing activities	<u>(2,765,569)</u>	<u>(41,175,784)</u>	<u>-</u>	<u>(43,941,353)</u>	<u>(44,817)</u>
Cash flows from investing activities:					
Purchase of investment securities	(37,466,682)	(154,157,537)	(3,451,828)	(195,076,047)	(69,217,473)
Proceeds from sale and maturities of investment securities	28,683,788	118,206,704	1,907,017	148,797,509	68,709,203
Interest and dividends on investments	2,746,453	11,651,432	525,396	14,923,281	1,803,471
Net cash provided (used) by investing activities	<u>(6,036,441)</u>	<u>(24,299,401)</u>	<u>(1,019,415)</u>	<u>(31,355,257)</u>	<u>1,295,201</u>
Net increase (decrease) in cash and cash equivalents	(1,476,973)	(6,658,155)	563,693	(7,571,435)	(2,237,356)
Cash and cash equivalents, October 1, 2023	<u>21,971,998</u>	<u>98,643,336</u>	<u>1,234,985</u>	<u>121,850,319</u>	<u>16,518,645</u>
Cash and cash equivalents, September 30, 2024	<u>\$ 20,495,025</u>	<u>\$ 91,985,181</u>	<u>\$ 1,798,678</u>	<u>\$ 114,278,884</u>	<u>\$ 14,281,289</u>

CHARLOTTE COUNTY, FLORIDA
STATEMENT OF CASH FLOWS
PROPRIETARY FUNDS
For the Fiscal Year Ended September 30, 2024

	Business-type Activities Enterprise Funds			Governmental Activities	
	Charlotte County Landfill	Charlotte County Utility System	Nonmajor Sanitation District	Total	Internal Service Funds
Reconciliation of operating income (loss) to net cash provided from operating activities:					
Operating income (loss)	\$ 3,498,245	\$ 31,502,686	\$ (1,063,137)	\$ 33,937,794	\$ (3,801,783)
Adjustments to reconcile operating income to net cash provided by operating activities:					
Depreciation and amortization	1,430,969	19,279,408	-	20,710,377	-
Deferred outflows - pension related (decrease)	61,890	182,226	-	244,116	31,332
Deferred outflows - OPEB related (decrease)	(2,413)	46,064	-	43,651	-
Deferred inflows - pension related (increase)	219,031	1,894,493	-	2,113,524	119,376
Deferred inflows - OPEB related (increase)	(4,375)	(35,093)	-	(39,468)	-
Changes in assets and liabilities:					
(Increase) decrease in:					
Accounts receivable	858,482	220,570	-	1,079,052	172,082
Due from constitutional officers	-	(4,434)	(72,021)	(76,455)	(123,347)
Due from other governmental agencies	(10,228)	-	-	(10,228)	(5,901)
Due from other funds - internal	(358,924)	(43,408)	(77,254)	(479,586)	(661,326)
Inventory	-	(1,995,954)	-	(1,995,954)	30,606
Other assets	(8,611)	(11,039)	(17,007)	(36,657)	5,459
Increase (decrease) in:					
Accounts and vouchers payable	323,084	1,475	2,230,142	2,554,701	815,445
Accrued liabilities	(735)	82,881	-	82,146	2,805
Due to other governmental agencies	1	1,061,949	40	1,061,990	-
Due to other funds - internal	(562,147)	-	336,833	(225,314)	168,575
Other liabilities	-	24,172	-	24,172	(24,952)
Deposits	(63,796)	19,089	-	(44,707)	-
Accrued compensated absences	62,247	143,245	-	205,492	17,936
Other postemployment benefits	16,618	133,266	-	149,884	(313,004)
Closing and monitoring costs	2,173,910	-	-	2,173,910	-
Self-insurance claims payable	-	-	-	-	(96,394)
Unearned revenue	-	-	97,086	97,086	48,646
Net pension liability	(358,828)	(1,772,663)	-	(2,131,491)	(175,195)
Total adjustments	3,776,175	19,226,247	2,497,819	25,500,241	12,143
Net cash provided (used) by operating activities	<u>\$ 7,274,420</u>	<u>\$ 50,728,933</u>	<u>\$ 1,434,682</u>	<u>\$ 59,438,035</u>	<u>\$ (3,789,640)</u>
Noncash investing, capital and financing activities:					
Gain (loss) on disposition of assets	\$ 34,800	\$ -	\$ -	\$ 34,800	\$ -
Acquisition of contributed assets	-	7,005,604	-	7,005,604	-
Change in fair value of investments	(635,823)	(2,774,107)	(36,545)	(3,446,475)	414,314

The accompanying notes are an integral part of these financial statements.

CHARLOTTE COUNTY, FLORIDA
STATEMENT OF FIDUCIARY NET POSITION
CUSTODIAL FUNDS
September 30, 2024

	<u>Custodial Funds</u>
ASSETS	
Cash and cash equivalents	\$ 28,065,292
Investments	5,721
Accounts, leases and assessments receivable, net	8,926
Due from other governmental agencies	16,790
Due from individuals	7,196
Other assets	15
Total assets	<u>28,103,940</u>
LIABILITIES	
Accounts and vouchers payable	36,944
Due to other governmental agencies	973,237
Due to individuals	1,267,117
Deposits	8,631,151
Other liabilities	73,283
Total liabilities	<u>10,981,732</u>
NET POSITION	
Restricted for:	
Individuals, organizations, and other governments	17,122,898
Total Net Position	<u>\$ 17,122,898</u>

The accompanying notes are an integral part of these financial statements.

CHARLOTTE COUNTY, FLORIDA
STATEMENT OF CHANGES IN FIDUCIARY NET POSITION - CUSTODIAL FUNDS
For the Fiscal Year Ended September 30, 2024

	<u>Custodial Funds</u>
Additions:	
Cash bonds collected	\$ 884,990
Employee contributions to charities collected	181,086
Evidence monies collected	43,968
Explorer's funds collected	11,885
Fines and forfeitures	16,248,706
Escrow Funds collected	278,988
Licenses and tag fees collected	31,247,209
Prisoners funds collected	1,553,353
Property taxes and fees collected	620,358,500
Registry of the court	13,165,426
Support	17,845
Tax deeds	20,636,917
Tourist development fees collected	9,131,951
Total additions	713,760,824
Deductions:	
Cash bonds collected	882,483
Employee contributions to charities collected	18,050
Evidence monies collected	44,305
Explorer's funds collected	11,923
Fines and forfeitures	15,889,364
Escrow funds collected	270,610
Licenses and tag fees collected	31,247,209
Prisoners funds collected	1,760,278
Property taxes and fees collected	620,358,500
Registry of the court	14,043,718
Support	17,845
Tax deeds	20,999,701
Tourist development fees collected	9,131,951
Total deductions	714,675,937
Change in Net Position	(915,113)
Net Position, beginning	18,038,011
Net Position, ending	\$ 17,122,898

The accompanying notes are an integral part of these financial statements.

CHARLOTTE COUNTY, FLORIDA
NOTES TO THE FINANCIAL STATEMENTS
September 30, 2024

Note 1 Organization and Summary of Significant Accounting Policies

Organization

Defining the Governmental Reporting Entity

Charlotte County (the “County”) is a political subdivision of the State of Florida. The boundaries for Charlotte County are set out in s.7.08 of the Florida Statutes, and the history note to that section sets out its origins. Section 3, ch 3770, 1887 created DeSoto County from a portion of Manatee County. Section 1, ch 8513, 1921, created Charlotte County from part of DeSoto County. Other parts of that 1921 act created Hardee, Highland, and Glades Counties from other parts of DeSoto County. The 1921 act creating Charlotte and the other three counties took effect on April 23, 1921. It is governed by an elected Board of County Commissioners (the “Board”), which is governed by state statutes and regulations. In addition to the members of the Board of County Commissioners, there are five elected Constitutional Officers: Clerk of the Circuit Court; Sheriff; Tax Collector; Property Appraiser; and Supervisor of Elections, which were established by the Constitution of the State of Florida, Article VIII, Section 1(d). The Constitutional Officers maintain separate accounting records and budgets.

The accompanying basic financial statements present the combined financial position and results of operations and changes in cash flows of the applicable fund types governed by the Board of County Commissioners of Charlotte County, Florida and its Constitutional Officers.

As required by accounting principles generally accepted in the United States, the financial statements of the reporting entity include those of Charlotte County (the primary government) and its component units. A component unit is a legally separate organization for which the elected officials of the primary government are financially accountable. In addition, a component unit may be another organization for which the nature, and significance of its relationship with a primary government is such that exclusion would cause the reporting entity’s financial statements to be misleading or incomplete.

The blended component units, although legally separate entities, are, in substance, part of the government’s operations and so data from these units are combined with data of the primary government.

The component units discussed below, which were created by ordinance or resolutions of the Board of County Commissioners, are included in the County’s reporting entity, because of the significance of the operational and financial relationships with the County. In conformity with the Governmental Accounting Standards Board (GASB) Statement Number 14, The Financial Reporting Entity, as amended by GASB Statement No. 39, Determining Whether Certain Organizations are Component Units, and GASB Statement No. 61, The Financial Reporting Entity, the financial statements of the following component units have been included as blended component units. These component units have substantially the same governing body as the County or provide services entirely or almost entirely to the County and the County has an obligation to provide financial support. The following component units are classified as blended component units:

Murdock Village Community Redevelopment Agency: Established by Ordinance 2003-081, pursuant to Chapter 163, Part III, F.S. The purpose of this dependent special district is to organize and direct redevelopment of the Murdock Village Area of Charlotte County. The Board of the Murdock Village Community Redevelopment Agency is the same as the Board of County Commissioners, which provides substantial funding of operations.

Charlotte Harbor Community Redevelopment Agency: Established by County Resolution 92-251, pursuant to Chapter 163, Part III, F.S. The purpose of this dependent special district is to develop the area known as Charlotte Harbor within Charlotte County. The Board of the Charlotte Harbor Community Redevelopment Agency is the same as the Board of County Commissioners, which provides substantial funding of operations.

CHARLOTTE COUNTY, FLORIDA
NOTES TO THE FINANCIAL STATEMENTS
September 30, 2024

Note 1 Organization and Summary of Significant Accounting Policies (continued)

Organization (continued)

Defining the Governmental Reporting Entity (continued)

Parkside Community Redevelopment Agency: Established by County Ordinance 2010-054 and Resolution 2011-259, pursuant to Chapter 163, Part III, F.S. The purpose of this dependent special district is to direct redevelopment in the Parkside area of Charlotte County. The Board of the Parkside Community Redevelopment Agency is the same as the Board of County Commissioners, which provides substantial funding of operations.

In addition to the above blended component units and in accordance with GASB Statement No. 61, as amended, the County includes as a discretely presented component unit the Charlotte County Industrial Development Authority.

The Industrial Development Authority (IDA) was established by Ordinance 2006-088, pursuant to Chapter 163, Part III of the Florida Statutes. The purpose is to finance and refinance projects for public purpose and to foster the economic development of the County. The Board is composed of five members, one of whom shall be designated chairman, appointed by the Board of County Commissioners. The Board of County Commissioners must approve the issuance of industrial development bonds, and the IDA retains fees collected in the issuance of such bonds to further promote economic development activities within the County. Florida Statute, Section 218, does not require dependent special districts that are component units to issue separate financial statements.

Charlotte County also has a number of independent special districts, whose financial statements are not included in this report, but are subject to independent audit and whose financial statements are made available to the public by the districts. These include the Babcock Ranch Community District; the Bermont Drainage District; the Central Charlotte Drainage District; the Charlotte County Airport Authority; the Charlotte Soil and Water Conservation District; the East Charlotte Drainage District and five Community Development Districts (CDD) established pursuant to 190.005 F.S.

Effective for Fiscal Year 2020, the State of Florida Legislature enacted Chapter 2019-163, Laws of Florida, which amended section 163.387(8), Florida Statutes, to require each Community Redevelopment Agency that has revenues or a total of expenditures and expenses in excess of \$100,000 to have performed a separate audit. In accordance with Florida Auditor General Rule 10.557(3), the CRA audit report must include basic financial statements, notes to the financial statements, and management's discussion and analysis and other required supplementary information. All three CRAs, Parkside CRA, Charlotte Harbor CRA and Murdock Village CRA, meet the requirements for separate financial statements to be issued. For further information on these three CRAs the contact information is as follows:

Charlotte County Economic Development Office
18500 Murdock Circle
Port Charlotte, FL 33948

Basic Financial Statements

The basic financial statements consist of the government-wide financial statements and fund financial statements. Both sets of statements distinguish between the governmental and business-type activities of the County.

Government-wide financial statements include a Statement of Net Position and a Statement of Activities. These statements report on the government as a whole, both the primary government and its component units, and provide a consolidated financial picture of the government. As part of the consolidation process, inter-fund activities are eliminated to avoid distorted financial results with the exception of interfund services provided and used. Fiduciary funds of the government are also eliminated from this presentation since these resources are not available for general government funding purposes. The Statement of Net Position reports all financial and capital resources of Charlotte County's governmental and business-type activities. It is presented in a net position format (assets and deferred outflows of resources less liabilities and deferred inflows of resources equal net position) and shown with three

CHARLOTTE COUNTY, FLORIDA
NOTES TO THE FINANCIAL STATEMENTS
September 30, 2024

Note 1 Organization and Summary of Significant Accounting Policies (continued)

Basic Financial Statements (continued)

components: net investment in capital assets; restricted net position; and unrestricted net position. The Statement of Activities reports functional categories of programs provided by the County and demonstrates how, and to what degree, those programs are supported by program revenue.

Program revenues are classified into three categories: charges for services; operating grants and contributions; and capital grants and contributions. Charges for services refer to direct recovery from customers for services rendered. Grants and contributions refer to revenues restricted for specific programs whose use may be restricted further to operational or capital items. The general revenues section displays revenue collected that help support all functions of our government and contribute to the change in the net positions for the fiscal year.

The County reports the following Major Governmental Funds:

The General Fund is the government's primary operating fund. It accounts for the operations of the Board of County Commissioners and the Constitutional Officers, including the Clerk of the Circuit Court, Property Appraiser, Sheriff, Supervisor of Elections, and Tax Collector, except those operations required to be accounted for in another fund.

The Charlotte Public Safety Fund is a special revenue fund that accounts for taxes, and other fees collected that are used for the purpose of public safety related to law enforcement.

The Street and Drainage Districts Maintenance Fund is a special revenue fund that accounts for taxes collected to provide construction and maintenance of roads within certain taxing districts.

The Sales Tax Extension Fund is a capital projects fund used to account for voter-approved extension of the one-cent local option sales tax to be used for county-wide infrastructural projects.

The Hurricane Fund is a special revenue fund used to account for Federal grants, settlement revenues and expenditures related to the recent hurricanes that have impacted Charlotte County.

The Clerk of the Court is a special revenue fund used to account for court related and non-court related revenues and expenditures related to activities of the Office of the Clerk.

All other governmental funds are considered nonmajor.

The County reports the following Major Proprietary Funds:

The Charlotte County Landfill accounts for activities related to solid waste disposal for the County.

The Charlotte County Utility System accounts for activities related to the county-owned water and sewer systems.

The County reports the following Nonmajor Proprietary Funds:

The Charlotte Sanitation District accounts for activities related to solid waste collection from within the district.

CHARLOTTE COUNTY, FLORIDA
NOTES TO THE FINANCIAL STATEMENTS
September 30, 2024

Note 1 Organization and Summary of Significant Accounting Policies (continued)

Basic Financial Statements (continued)

Additionally, the County reports the following fund types:

Internal Service Funds account for Clerk of the Court, vehicle maintenance, self-insurance, health insurance trust, and accrued compensated absences provided to other departments or agencies of the government, or to other governments on a cost reimbursed basis.

Custodial Funds are used to account for assets held by public officials in a trustee capacity or as a custodian for individuals, private organizations, other governments and/or other funds. Custodial funds are used to report fiduciary activities that are not reported in pension (and other employee benefit) trust funds, investment trust funds, or private-purpose trust funds. Custodial funds held by the County include: Board: Hurricane Charley Relief Fund; Clerk: Fines and Forfeitures, Tax Deed, Support, Registry of the Court and a Charities fund; Sheriff: Prisoners, Individual Depositors, Cash Bond, Evidence Fund, and Concession; Tax Collector: Tax Collector, Tax Redemption, License and Tag, Tourist Development and Charities Fund. These funds hold funds prior to disbursement or in a custodial capacity.

(a) Fund Accounting

The accounts of the County are organized on the basis of funds, each of which is considered a separate accounting entity. The operations of each fund are accounted for with a separate set of self-balancing accounts that comprise its assets, liabilities, deferred outflows of resources, deferred inflows of resources, fund equity, revenues and expenditures, or expenses, as appropriate. Government resources are allocated to, and accounted for, in individual funds, based upon the purposes for which they are to be spent and the means by which spending activities are controlled.

(b) Measurement Focus, Basis of Accounting and Financial Statement Presentation

Charlotte County complies with accounting principles generally accepted (GAAP) in the United States. GAAP includes all relevant GASB pronouncements, and other accounting and financial reporting literature codified by the GASB.

The government-wide financial statements are reported using the economic resources measurement focus and the accrual basis of accounting. With the economic resources measurement focus, all assets and deferred outflows of resources and liabilities and deferred inflows of resources associated with the operation of these funds are included on the Statement of Net Position. Government-wide financial statements and proprietary fund financial statements show increases (revenues) and decreases (expenses) in net position. Revenues are recorded when earned and expenses are recorded when a liability is incurred, regardless of the timing of the related cash flows. Property taxes are recognized as revenues in the year for which they are levied. Grants and similar items are recognized as revenue as soon as all eligibility requirements imposed by the provider have been met.

CHARLOTTE COUNTY, FLORIDA
NOTES TO THE FINANCIAL STATEMENTS
September 30, 2024

Note 1 Organization and Summary of Significant Accounting Policies (continued)

Basic Financial Statements (continued)

(b) Measurement Focus, Basis of Accounting and Financial Statement Presentation (continued)

Governmental fund financial statements are presented using the current financial resources and modified accrual basis of accounting. With this measurement focus, only current assets and current liabilities are generally included on the balance sheet. Operating statements of these funds show increases (i.e., revenues and other financing sources) and decreases (i.e., expenditures and other financing uses) in net current assets. Under the modified accrual basis of accounting, revenues are recorded when susceptible to accrual, that is, when they become both measurable and available to pay liabilities of the current period. The County considers all revenues available if they are collected within sixty (60) days after year end, with the exception of the Board's insurance and grant proceeds, for which the period is six months. Primary revenues, such as taxes, special assessments and charges for services, are treated as susceptible to accrual and so have been recognized. Revenues not considered available due to timing are recorded as deferred inflows. Expenditures are recorded when a liability is incurred except for the following, which are recorded as expenditures whenever due: unmaturing interest on general long-term debt, accrued compensated absences, other postemployment benefits, pensions, and claims and judgments, which are recorded in long-term debt on the government-wide financial statements.

Revenues and indirect costs are recorded from a transactional basis directly to the appropriate activity classified by those categories reported in the Statement of Net Position. Interfund activities, as a general rule, in effect, have not been eliminated from the government-wide financial statements.

It is the County's practice to first apply restricted resources when an expense is incurred for the purposes for which both restricted and unrestricted net positions are available.

The Proprietary Funds are accounted for using the accrual basis of accounting. Under this method, revenues are recognized when they are earned and expenses are recognized when they are incurred. The operating statements for the Proprietary Fund types report increases (revenues) and decreases (expenses) in total economic net worth. Operating income and expenses are a measure of the earnings and expenses from the ongoing operation of the proprietary funds. Non-operating income and expenses are due to transactions other than the primary operations of the proprietary funds such as interest revenue and expense, grant revenue, and insurance proceeds.

The Custodial Funds are accounted for using an economic resource measurement focus requiring a resource flow statement. Liabilities are recognized when an event occurs that compels the County to disburse fiduciary resources, which is when a demand for resources has been made or when no further action, approval or condition is required to be taken or not by the beneficiary to release the assets.

CHARLOTTE COUNTY, FLORIDA
NOTES TO THE FINANCIAL STATEMENTS
September 30, 2024

Note 1 Organization and Summary of Significant Accounting Policies (continued)

Basic Financial Statements (continued)

(c) Budgets and Budgetary Accounting

The Board adopts budgets for all Board funds. The Property Appraiser and the Tax Collector adopt budgets for their General Funds independently of the Board, which are approved by the Florida Department of Revenue. The Sheriff, Supervisor of Elections and Clerk of the Circuit Court (to the extent of his function as ex officio Clerk to the Board and amounts above his fee structure as Clerk of the Circuit Court) prepare budgets for their General Fund, which are submitted to, and approved by the Board, and are included in the General Fund and the General Fund Budget to Actual Statement. The Special Revenue Funds of the Clerk of the Circuit Court and Sheriff are not submitted or adopted by the Board; therefore, no Budget to Actual Statements are presented.

Chapters 129 and 200 of the Florida Statutes govern the preparation, adoption and administration of the County's annual budget. The budget is required to be balanced; that is, the total of the estimated revenues, including balances brought forward, shall equal the total of the appropriations and reserves. The following procedures are followed by the Board in establishing the operating budget:

1. On or before July 15, a tentative budget for the fiscal year commencing the following October 1 is presented to the Board.
2. The tentative budget is then reviewed by the Board and any necessary changes are made.
3. Public hearings are conducted to inform the taxpayers of the tentative budget and proposed tax levies and to obtain taxpayer comments.
4. On or before September 30, the budget is legally adopted through passage of a resolution.
5. Transfers among expenditure or revenue accounts may be made during the fiscal year with Board approval if a division remains within its total operating budgets. Transfers between funds, or reserves in any fund, require approval of the Board of County Commissioners.

Changes in the adopted total budget of a fund are made only with Board approval of a budget amendment. Such amendments are made for a receipt from a source not anticipated in the budget and received for a particular purpose, including, but not limited to grants, donations, or reimbursements.

6. Section 129.07 of the Florida Statutes prohibits incurring expenditures in excess of total fund appropriations. Appropriations lapse at year-end.
7. Formal budgetary integration is employed as a management control device during the year in all fund types. Estimated beginning fund balances are considered in the budgetary process, but are not included in the financial statements as budgeted revenue.

CHARLOTTE COUNTY, FLORIDA
NOTES TO THE FINANCIAL STATEMENTS
September 30, 2024

Note 1 Organization and Summary of Significant Accounting Policies (continued)

Basic Financial Statements (continued)

(c) Budgets and Budgetary Accounting (continued)

Budgets are adopted on a basis consistent with accounting principles generally accepted in the United States for all Governmental Fund Types. Capital project costs are budgeted in the year they are anticipated to be obligated. In subsequent years, the unused budget is reappropriated until the project is completed. Proprietary Funds are budgeted on a basis consistent with accounting principles generally accepted in the United States, except that capital and debt related transactions are based on cash receipts and disbursements. Estimated beginning fund balances are considered in the budgetary process, but are not included in the basic financial statements as budgeted revenue. Differences between estimated beginning fund balances and actual fund balances, if material, are submitted to the Board as budget amendments.

The annual budgets serve as the legal authorization for expenditures. In accordance with Florida law, expenditures cannot legally exceed the total amount budgeted for each fund. All Board budget amendments, which change the legally adopted total appropriation for a fund, are required to be approved by the Board. Budgets are legally adopted by resolution at the fund level.

Minor supplemental appropriations were necessary during the year and were affected with Board approved budget amendments. If, during the fiscal year, additional revenues become available for appropriations in excess of those estimated in the budget, the Board may make supplemental appropriations for the year up to the amount of such excess.

(d) Bond Issuance Costs and Bond Discount

Bond discount or premium in the government-wide financial statements and the Proprietary Funds are amortized over the life of the bonds using the straight line method, which approximates the interest method. Revenue Bonds payable in the government-wide financial statements and the Proprietary Funds financial statements are shown net of unamortized bond discount or premium. Debt issuance costs, excluding any portion related to prepaid insurance, are expensed in the period incurred.

(e) Encumbrances

Encumbrance accounting, under which purchase orders, contracts and other commitments for the expenditure of monies are recorded as a reservation of fund balance, is employed as an extension of the statutorily required budgetary process under Florida Statutes. Appropriations, even if encumbered, lapse at fiscal year-end. It is the County's intention to substantially honor these lapsed appropriations under authority provided in the subsequent year's budget.

(f) Cash and Investments

The County, for accounting and investment purposes, maintains a cash and investment pool that is available for use by all funds, except those whose cash and investments must be segregated due to legal restrictions.

Interest earned on investments is allocated to the various funds, based upon each funds' equity balance in pooled cash and investments during the allocation period. The County considers highly liquid investments, (including restricted assets) with an original maturity of three months or less when purchased, to be cash equivalents. Gross amounts for purchase and/or sale of investments cannot be segregated by fund.

CHARLOTTE COUNTY, FLORIDA
NOTES TO THE FINANCIAL STATEMENTS
September 30, 2024

Note 1 Organization and Summary of Significant Accounting Policies (continued)

Basic Financial Statements (continued)

(g) Accounts Receivable

The accounts receivable of the County are recorded net of allowance for doubtful accounts of \$12,601,401.

(h) Inventory

Inventory in the Transportation Trust, Greater Charlotte Street Light, Vehicle Maintenance, and Charlotte County Utility System funds are valued at cost (average cost method). The inventory reported in the Special Revenue Funds, Internal Service Funds, and Proprietary Funds consist of materials and supplies. The County uses the consumption method of accounting for inventory. No reserve has been established within the fund balances of the Governmental Fund types.

(i) Land Held for Resale

Land held for resale consists of Murdock Village land, which was purchased over a period of years and is presented on the government-wide financial statements at a net realizable value of \$3,783,445, based upon a contracted sale price and an independent appraisal provided as of September 30, 2023. At the end of fiscal year 2020, Lost Lagoon, LLP purchased 101 acres in Murdock Village for the price of \$3,756,000, which was deeded to Kolter Group, LLC. A contracted sale for an additional 52 acres is to be purchased by Kolter Group, LLC, formally Lost Lagoon, LLP at a later date for \$2,923,625. During fiscal year 2024, Kolter Group, LLC purchased 186 acres in Murdock Village for the price of \$13,875,000 minus the cost of certain public improvements and closing costs totaling \$5,941,096. The contracted sale and independent appraisal are level 2 and 3, respectively, under fair value measurements described on page 58.

(j) Capital Assets

Capital assets include land, buildings and improvements, equipment, intangible assets, construction in progress, and infrastructure assets. Intangible assets consist of software, easements, the water supply agreement with the Peace River/Manasota Key Regional Water Supply, obtained through the transfer of water treatment and distribution system and other items purchased in 1991 from General Development Utilities and the hydraulic capacity of the water transmission pipeline across the Peace River, completed in 2013. Infrastructure assets are defined as public domain capital assets such as roads, bridges, curbs and gutters, streets and sidewalks, drainage systems, lighting systems, and similar assets that are immovable and of value only to the governmental unit. Capital assets are reported in the financial statements in the applicable governmental or business-type activities column, as well as the proprietary fund financial statements. The Board has a threshold for capitalizing capital assets of \$5,000, except as it relates to capitalizing infrastructure, for which the threshold is \$100,000. The Sheriff maintains a lower threshold for capitalizing capital assets of \$1,000. Constructed or purchased assets are recorded at historical cost or estimated historical cost. Donated assets are recorded at the estimated acquisition value on the date of donation. Depreciation is calculated using the straight-line method over the estimated useful lives of the related assets.

CHARLOTTE COUNTY, FLORIDA
NOTES TO THE FINANCIAL STATEMENTS
September 30, 2024

Note 1 Organization and Summary of Significant Accounting Policies (continued)

Basic Financial Statements (continued)

(j) Capital Assets (continued)

The ranges of the useful lives are as follows:

Assets	Years
Buildings	20-40
Infrastructure	20-40
Equipment	5-25
Improvements other than Building	10-45
Intangible Assets	10-35

(k) Right to Use Assets

The County has recorded right to use lease and subscription assets as a result of implementing GASB 87 and 96. The right to use assets are initially measured at an amount equal to the initial measurement of the related lease or subscription liability plus any lease or subscription payments made prior to the term, less incentives, and plus ancillary charges necessary to place into service. The right to use assets are amortized on a straight-line basis over the life of the related lease or subscription.

(l) Deferred Outflows/Inflows of Resources

In addition to assets, the Statement of Net Position includes a separate section for deferred outflows of resources. This represents a consumption of net assets that applies to a future period and so will not be recognized as an expense/expenditure until then. The deferred outflows presented on the Statement of Net Position include deferred charges on refunding, OPEB (Other Post-Employment Benefits) liability, and pension liability.

Deferred inflows of resources represent an acquisition of net assets by the government that is applicable to a future reporting period. At the governmental fund level this consists of revenues not recognized due to availability criteria under the modified accrual basis. At the Statement of Net Position level, deferred inflows are related to leases, OPEB liability and pension liability.

(m) Compensated Absences

The County's employees accumulate sick and vacation leave based on the number of years of service. Upon termination of employment, employees can receive payment for accumulated leave, if they meet certain criteria.

In Proprietary Funds, accumulated leave is accrued when earned. The amount of accumulated sick and vacation leave, attributable to Governmental Fund Types, would not normally be liquidated with expendable available resources and are, therefore, only recorded in the government-wide Statement of Net Position and are reported in governmental funds only if they have matured.

The compensated absences liability for accrued vacation leave is measured using the salary rate in effect at the balance sheet date and includes amounts related to benefits associated with accrued paid leave. The liability related to sick leave balances for the Board of County Commissioners is measured using frozen salary rates at such dates set by the Board and ratified by the Union. All constitutional officers use current rates in effect at the balance sheet date for sick leave.

CHARLOTTE COUNTY, FLORIDA
NOTES TO THE FINANCIAL STATEMENTS
September 30, 2024

Note 1 Organization and Summary of Significant Accounting Policies (continued)

Basic Financial Statements (continued)

(n) Net Position/Fund Balance Classification

Governmental funds report fund balances as either nonspendable or spendable. Spendable fund balances are further classified as restricted, committed, assigned or unassigned, based on the extent to which there are external or internal constraints on the spending of these fund balances.

Nonspendable fund balances include amounts that cannot be spent because they are not in spendable form or legally or contractually required to be maintained intact. The County considers inventories and prepaid items as part of this category.

Spendable Fund Balances:

Restricted Fund Balance: Amounts that are restricted to specific purposes, and are restricted through enabling legislation and are legally enforceable. The legislation that creates the revenue stream must also stipulate the purposes for which that revenue can be used.

Committed Fund Balance: Amounts that are committed for specific purposes by formal action of the government's highest level of decision making authority which, dependent on the nature of the matter, may be in the form of county ordinance, resolution, or agreement, which are equally binding. These amounts are not subject to legal enforceability as are restricted; however, those amounts cannot be used for any other purpose unless the government removes or changes the limitation by taking the same form of action it employed to previously impose the limitation.

Assigned Fund Balance: Amounts that are intended by the government to be used for specific purposes but are neither restricted nor committed. Intent should be expressed by (a) the governing body itself, or (b) a subordinate high-level body or official possessing the authority to assign amounts to be used for specific purposes. Pursuant to Resolution 2011-239, the Board of County Commissioners, the County Budget Director and the County Finance Officer have the authority to assign fund balance.

Unassigned Fund Balance: Is the residual classification for the general fund. This classification represents fund balance that has not been assigned to other funds and that has not been restricted, limited, or assigned to specific purposes within the general fund. Any negative fund balances in other governmental funds would also be classified as unassigned.

In determining the classification of total spendable fund balance remaining at the end of the fiscal year when an expenditure is incurred for purposes for which both restricted and unrestricted amounts are available, expenditures will be applied first to restricted fund balance and then to unrestricted fund balance.

Within unrestricted fund balance, the order in which the expenditures will be applied when an expenditure is incurred for purposes for which amounts in any of those unrestricted fund balance classifications can be used is as follows: Committed, Assigned, Unassigned.

CHARLOTTE COUNTY, FLORIDA
NOTES TO THE FINANCIAL STATEMENTS
September 30, 2024

Note 1 Organization and Summary of Significant Accounting Policies (continued)

Basic Financial Statements (continued)

(n) Net Position/Fund Balance Classification (continued)

Government-wide statements and proprietary fund statements utilize an economic resources measurement focus and categorize net position among the following components:

Net Investment in Capital Assets - indicates that portion of net position which represents the County's equity in capital assets, less the amount of related debt.

Restricted Net Position - indicates that portion of net position which is segregated due to external restrictions imposed by creditors, grantors, contributors, or laws or regulations of other governments and restrictions imposed by law through constitutional provisions or enabling legislation.

Unrestricted Net Position - indicates that portion of net position which is available for general operations.

(o) Capital Contribution

Capital assets contributed by developers, special assessments for capital projects, and capital related grant revenues are reported as capital contribution revenues in the proprietary fund statement of revenues, expenses and changes in fund net position and in the government-wide statement of activities.

(p) Interfund Transactions

The following is a description of the basic types of interfund transactions made during the year and the related accounting policy:

- Transfers of financial resources between funds are recognized in the funds affected in the period in which the interfund receivables and payables arise.
- The County considers interfund receivables (due from other funds) and interfund liabilities (due to other funds) to be loan transactions to and from other funds to cover temporary cash needs. Accordingly, the related receipts and payments meet the criteria for reporting at a net amount for purposes of cash flow presentations under GASB Statement No. 9, *Reporting Cash Flows of Propriety and Non-Expendable Trust Funds and Governmental Entities that use Proprietary Accounting*.
- During the course of normal operations, the County had monetary transfers between funds to provide operating funds. These transactions are generally reflected as transfers.
- Transactions which constitute reimbursements of a fund for expenditures initially made from it are accounted for as an expenditure in the reimbursing fund and as a reduction of the expenditure in the fund that is reimbursed.

(q) Unamortized Gains or Losses from Debt Refundings

Gains or losses on debt refunding are shown as a deferred inflow/outflow and amortized over the life of the old debt or new debt, whichever is shorter. Amortization is charged to interest expense.

CHARLOTTE COUNTY, FLORIDA
NOTES TO THE FINANCIAL STATEMENTS
September 30, 2024

Note 1 Organization and Summary of Significant Accounting Policies (continued)

Basic Financial Statements (continued)

(r) Use of Estimates

The preparation of financial statements in conformity with accounting principles generally accepted in the United States, as applicable to governmental units, requires management to make use of estimates that affect the reported amounts in the combined financial statements. Actual results could differ from estimates.

Note 2 Reconciliation of Government-Wide and Fund Financial Statements

Explanations of certain differences between the governmental fund balance sheet and the government-wide statement of net position are as follows:

The governmental fund balance sheet includes a reconciliation between fund balance – total governmental funds and net position – governmental activities as reported in the government-wide statement of net position. One element of that reconciliation explains that “certain liabilities are not due and payable in the current period and, therefore, are not reported in the funds.”

The following is a detail of certain liabilities not due and payable in the current period, as well as deferred outflows of resources and deferred inflows of resources, which are not reported in the funds on the Reconciliation of the Balance Sheet of Governmental Funds to the Statement of Net Position. Amounts shown in this line item are exclusive of internal service fund amounts for each category:

Compensated Absences	\$ 19,732,240
Loans/Promissory Note Payable	30,960,000
Special Assessment Loans Payable	18,915,000
Revenue Bonds Payable	9,450,000
General Obligation Debt	9,200,000
Subscription Agreements	8,351,274
Lease Liability	2,916,293
Total OPEB Liability	43,076,776
Net Pension Liability	221,908,111
Accrued Interest Payable	8,740
Unamortized Premium	1,393,782
Unamortized Deferred Outflow - Loss on Refunding	(672,638)
Unamortized Deferred Outflow - Pension and OPEB Related	(70,445,206)
Unamortized Deferred Inflow - Pension and OPEB Related	44,195,715
Net adjustment to reduce Fund Balance-Total Governmental Funds to arrive at Net Position-Governmental Activities	<u>\$ 338,990,087</u>

CHARLOTTE COUNTY, FLORIDA
NOTES TO THE FINANCIAL STATEMENTS
September 30, 2024

Note 3 Property Taxes

All real and tangible personal property taxes are due and payable on November 1 of each year, or as soon thereafter as the tax roll is certified by the County Property Appraiser, and become delinquent on April 1 of the following year. The Tax Collector mails, to each property owner on the tax roll, a notice of taxes levied by the various governmental entities in the County. Discounts are allowed for payment of property taxes before March 1.

Procedures for collecting delinquent taxes, including applicable tax certificate sales, tax deed sales, and tangible personal property seizure sales, are provided by the laws of Florida. The enforceable lien date is approximately two years after taxes become delinquent and occurs only upon request of a holder of a delinquent tax certificate. Property taxes receivable at September 30, 2024, were immaterial and collections were doubtful. Therefore, none are recorded. Key dates in the property tax cycle (latest date, where appropriate) are as follows:

- | | |
|-------------------------|---|
| July 1 | . Assessment roll certified unless extension granted by Department of Revenue. |
| Prior to October 1 | . Millage resolution approved and taxes levied following certification of assessment roll. |
| October 1 | . Beginning of fiscal year which taxes have been levied. |
| November 1 | . Taxes due and payable or as soon thereafter as the Tax Collector receives tax roll. (Levy date) |
| 30 days after levy date | . Property taxes become due and payable (maximum discount 4 percent). |
| March 31 | . Due Date. |
| April 1 | . Taxes become delinquent. (Lien date) |
| June 1 | . Tax sale for delinquent property taxes |

Note 4 Cash and Investments

Deposits

General

All County depositories are banks or savings institutions designated by the State Treasurer as qualified public depositories. Chapter 280 of the Florida Statutes (Florida Security for Public Deposits Act) provides procedures for public deposits to insure deposits in banks and savings and loans are collateralized as public funds.

Financial institutions qualifying as public depositories shall deposit with the Treasurer eligible collateral having a fair value equal to or in excess of the average daily balance times the depository collateral – pledging the level required pursuant to Chapter 280 as computed and reported monthly or 25 percent of the average monthly balance, whichever is greater. The Public Deposit Security Trust Fund has a procedure to allocate and recover losses in the event of a default or insolvency. When public deposits are made in accordance with Chapter 280, no public depositor shall be liable for any loss thereof. Chapter 280 defines deposits as time deposit accounts, demand deposit accounts, and certificates of deposit. The bank balance of deposits insured by Federal Depository Insurance or pursuant to Chapter 280 of the Florida Statutes was \$498,923,009 as of September 30, 2024.

CHARLOTTE COUNTY, FLORIDA
NOTES TO THE FINANCIAL STATEMENTS
September 30, 2024

Note 4 Cash and Investments (continued)

Investments

The County is authorized to invest in the following:

1. The Local Government Surplus Funds Trust Fund, the State Investment Pool administered by the State Board of Administration.
2. The Florida Local Government Investment Trust, administered by the Florida Association of Court Clerks and Comptrollers and the Florida Association of Counties.
3. Negotiable direct obligations of, or obligations of which the principal and interest are unconditionally guaranteed by, the United States Government.
4. The Florida Fixed Income Trust administered by WaterWalker Investments.
5. Bonds, debentures, notes or other evidence of indebtedness issued or guaranteed by United States Government agencies, provided such obligations are backed by the full faith and credit of the United States Government.
6. Bonds, debentures, notes or other evidence of indebtedness, including collateralized mortgage obligations and structured notes, issued or guaranteed by United States Government agencies (Federal Instrumentalities) which are not full-faith and credit agencies.
7. Non-negotiable interest-bearing time certificates of deposit, money market accounts or savings accounts in banks/savings and loan associations organized under the laws of the United States, doing business and situated in the State, provided that any such deposits are secured by the Florida Security for Public Deposits Act, Chapter 280, Florida Statutes.
8. Repurchase agreements (for purchase and subsequent sale) for any of the investments authorized in numbers 3 and 5 above.
9. State and/or local government taxable and tax-exempt debt, General Obligation and/or Revenue Bonds rated at least "Aa" by Moody's and "AA" by Standard & Poor's for long-term debt, or rated at least MIG-2 by Moody's and SP2 by Standard & Poor's for short-term debt.
10. Mutual funds comprised of only those investment instruments as authorized in numbers 3, 5, and 8 above.

The County's investments at September 30, 2024 consisted of the following:

The County invests funds throughout the year with the Local Government Surplus Funds Trust Fund (SBA), under the regulatory oversight of the State of Florida. Investments in the SBA consisted of the Florida PRIME at September 30, 2024.

The Florida PRIME has met the criteria as a qualifying pool and was assigned a rating of "AAAm" by the Standard and Poor's Rating Service. As of September 30, 2024, the County had a balance of \$420,503,046 in the Florida PRIME. The County's position in the pool is valued the same as the pool shares based on amortized cost, which approximates fair value, and is treated as cash in financial statement presentation. The Florida PRIME has no limitations or restrictions on withdrawals; however, the Executive Director, in the event of a material event, may limit withdrawals from the fund for 48 hours with the option for the trustees of the fund to extend up to an additional 15 days.

CHARLOTTE COUNTY, FLORIDA
NOTES TO THE FINANCIAL STATEMENTS
September 30, 2024

Note 4 Cash and Investments (continued)

Investments (continued)

The County's investment pools also include investments in the Florida Local Government Investment Trust (FLGIT), a public entity investment trust organized under the laws of the State of Florida. At September 30, 2024, the FLGIT portfolio included certain corporate securities. These securities amounted to 29.78% of the FLGIT portfolio. The corporate securities are rated by Standards and Poor's as "A-" or higher and the mortgage-backed securities are rated "AA+" or higher. FLGIT reports all share information at Net Asset Value (NAV), which reflects fair value accounting. The fair value of the cash position of the County in this external investment pool is the same as the value of the pool shares held by the County. There are no restrictions or terms and conditions on the County in redeeming the investment. Shares are marked to market on a daily basis. There is no regulatory oversight of the external investment pool. The County has no unfunded commitments that are related to this investment. The pool has a current Standard & Poor's rating of "AAAF" and a volatility rating of "S1". Standard & Poor's monitors the fund on a monthly basis.

The County's investment pool includes investment in the Florida Fixed Income Trust (FIT), formed through indenture of trust pursuant to Florida Statutes, Sections 163.01 and 218.415. At September 30, 2024, the Florida FIT portfolio included certain corporate securities. These securities amount to 48.18% of the portfolio. The Florida FIT reports all share information at Net Asset Value (NAV), which reflects fair value accounting. The fair value of the position the County has in this external investment pool is the same value of pool shares held by the County. There are no restrictions or terms and conditions on the County redeeming the investments. There is no regulatory oversight of the external investment pool. The County has no unfunded commitments that are related to this investment. The pool has a current Fitch rating of "AAAF" and a volatility rating of "S1". Fitch monitors the fund on a monthly basis.

The County's investment policy limits the credit risk of its investments by limiting authorized investments, thus reducing the risk of potential default of investments that are not sound. The County's investments at September 30, 2024 have a Standards and Poor's rating of "AAA" for the direct obligations of the United States Government and each of its agencies and instrumentalities.

In investing public funds, the County strives to maximize return on the portfolio as a whole but will minimize investment risk. The County's formal investment policy provides basic criteria for consideration of length of investments during various periods of interest rate variability, and limits investment maturities as a means of managing its exposure to fair value losses arising from increasing interest rates. Currently the County investments have a maximum maturity of four years.

The investments held by the County, including Fiduciary Funds, are measured and recorded using fair value measurement guidelines established by generally accepted accounting principles. These guidelines recognize a three-tiered fair value hierarchy, as follows:

Level 1: Investments reflect unadjusted quoted prices in active markets for identical assets.

Level 2: Investments reflect prices that are based on inputs that are either directly or indirectly observable for an asset (including quoted prices for similar assets), which may include inputs in markets that are not considered to be active. All level 2 prices are provided by an independent third party.

Level 3: Investments reflect prices based upon unobservable inputs for an asset.

CHARLOTTE COUNTY, FLORIDA
NOTES TO THE FINANCIAL STATEMENTS
September 30, 2024

Note 4 Cash and Investments (continued)

Investments (continued)

	Fair Value Method	Interest Rate	Maturity Range	Balance at 9/30/24
<u>Investments by Fair Value Level</u>				
Federal National Mortgage Assoc.	Level 2	0.50% - 1.75%	10/25 - 11/25	\$ 11,584,240
Federal Home Loan Mortgage Corp.	Level 2	0.30% - 0.50%	12/24 - 12/25	16,480,465
Federal Home Loan Bank	Level 2	0.60% - 1.5%	10/24 - 11/26	7,876,260
U. S. Treasury Notes	Level 2	0.125%-5.3%	10/24 - 1/27	237,949,547
Total Investments Measured at Fair Value				\$ 273,890,512
<u>Investments Measured at Net Asset Value</u>				
Florida Local Government Investment Trust				\$ 86,352,172
Florida Fixed Income Trust				280,166,536
Total Investments Measured at Net Asset Value				\$ 366,518,708
<u>Investments Measured at Amortized Cost</u>				
Florida PRIME				\$ 420,503,046
Federated Money Market				3,897,831
Total Measured at Amortized Cost				\$ 424,400,877
Total Investments and Cash Equivalents				\$1,064,810,097
Florida PRIME Classified as Cash Equivalents				(420,503,046)
Total Investments, Net of Cash Equivalents				\$ 644,307,051

CHARLOTTE COUNTY, FLORIDA
NOTES TO THE FINANCIAL STATEMENTS
September 30, 2024

Note 5 Accounts and Assessments Receivable

At September 30, 2024, the current portion of accounts and assessments receivable consisted of the following:

	<u>Gross</u> <u>Receivable</u>	<u>Less</u> <u>Allowance for</u> <u>Uncollectible</u>	<u>Net Receivable</u>
<u>Governmental Funds</u>			
Major Governmental Funds			
General Fund			
Board of County Commissioners	\$ 11,226,857	\$ 4,974,339	\$ 6,252,518
Sheriff	24,499	-	24,499
Clerk of the Circuit Court	126	-	126
Total General Fund	11,251,482	4,974,339	6,277,143
Hurricane Funds			
Clerk of the Circuit Court	45,252	-	45,252
	1,220	-	1,220
Total Major Governmental Funds	11,297,954	4,974,339	6,323,615
Nonmajor Governmental Funds			
Board of County Commissioners	20,366,297	7,197,861	13,168,436
Sheriff	125,157	-	125,157
Total Non-Major Governmental Funds	20,491,454	7,197,861	13,293,593
Internal Service Funds			
	17,991	-	17,991
Total Governmental Activities Statement of Net Position	31,807,399	12,172,200	19,635,199
<u>Proprietary Funds</u>			
Charlotte County Landfill	552,365	-	552,365
Utility System (Customers)	13,964,566	429,201	13,535,365
Total Proprietary Funds	14,516,931	429,201	14,087,730
 Total All Funds	 \$ 46,324,330	 \$ 12,601,401	 \$ 33,722,929

The Utility System (customers) line item includes \$2,811,728 of special assessment receivables, of which \$390,111 is delinquent.

In the event the County's anticipated pledged revenues are insufficient to cover the County's special assessment debt, the County is obligated to appropriate other legally available non-ad valorem funds.

CHARLOTTE COUNTY, FLORIDA
NOTES TO THE FINANCIAL STATEMENTS
September 30, 2024

Note 6 Lease Receivable

The County is the lessor of 5 active leases during the fiscal year ended September 30, 2024. The lessee is required to make annual variable principal and interest payments that range from \$428 to \$57,313 based on the lease annual interest rate in the range of 0.15% to 0.48%. The duration of the leases are between 6 and 49 months, including extension options likely to be exercised by both parties. The County reported a lease receivable of \$322,981 as of September 30, 2024. The value of the deferred inflow of resources as of September 30, 2024 was \$298,865, and the County recognized lease revenue of \$157,091.

CHARLOTTE COUNTY, FLORIDA
NOTES TO THE FINANCIAL STATEMENTS
September 30, 2024

Note 7 Interfund Balances

A. Due to/from other funds at September 30, 2024 were as follows:

Receivable Fund	Payable Fund	Amount
General Fund	Charlotte Public Safety	\$ 24,560
	Hurricane Funds	96,003,423
	Street & Drainage Maintenance District	3,623
	Charlotte County Landfill	1,410
	Utility System	25,131
	Internal Service Funds	601
	Nonmajor Governmental Funds	4,162,334
	Total Due to General Fund	<u>\$100,221,082</u>
Charlotte Public Safety	General Fund	\$ 365,120
	Hurricane Funds	83
	Total Due to Charlotte Public Safety	<u>\$ 365,203</u>
Street & Drainage Districts Maintenance	General Fund	\$ 512,565
	Utility System	222,725
	Total Due to Street & Drainage Districts Maintenance	<u>\$ 735,290</u>
Hurricane Funds	General Fund	\$ 577,164
	Nonmajor Governmental Funds	69
	Total Due to Hurricane Funds	<u>\$ 577,233</u>
Clerk of the Court	General Fund	\$ 2,138
	Internal Service Fund	1,398
	Total Due to Clerk of the Court	<u>\$ 3,536</u>
Charlotte County Landfill	General Fund	\$ 106
	Utility System	8,174
	Charlotte Sanitation	335,180
	Nonmajor Governmental Funds	15,484
	Total Due to Charlotte County Landfill	<u>\$ 358,944</u>
Utility System	General Fund	\$ 63,388
	Charlotte Public Safety	1,951
	Street and Drainage Districts	265
	Hurricane Funds	972
	Charlotte County Landfill	43,408
	Internal Service Funds	235
	Nonmajor Governmental Funds	17,179
	Total Due to Utility System	<u>\$ 127,398</u>
Charlotte Sanitation	General Fund	\$ 403,422
	Charlotte County Landfill	77,254
	Total Due to Charlotte Sanitation	<u>\$ 480,676</u>

CHARLOTTE COUNTY, FLORIDA
NOTES TO THE FINANCIAL STATEMENTS
September 30, 2024

Note 7 Interfund Balances (continued)

Receivable Fund	Payable Fund	Amount
Internal Service Funds	General Fund Landfill Utility System Internal Service Funds Nonmajor Governmental Funds Total Due to Internal Service Funds	\$ 75,180 117,873 98,650 650,678 206,271 <u>\$ 1,148,652</u>
Nonmajor Governmental Funds	General Fund Clerk of the Court Street & Drainage District Maintenance Hurricane Funds Sales Tax Extension 2009 Charlotte County Landfill Utility System Charlotte Sanitation Nonmajor Governmental Funds Total Due to Nonmajor Governmental Funds	\$ 3,917,165 280,679 1,737,018 734,324 36,995 12,398 17,622 1,673 5,302,883 <u>\$ 12,040,757</u>
		<u>\$116,058,771</u>

CHARLOTTE COUNTY, FLORIDA
NOTES TO THE FINANCIAL STATEMENTS
September 30, 2024

Note 7 Interfund Balances (continued)

The interfund balances between funds results mainly from the time lag between the dates that the goods and services were provided or the expenditure occurs, the recording of the transaction and the date the payment between the funds are made.

B. Interfund Transfers during the year ended September 30, 2024 were as follows:

<u>Transfers In</u>	<u>Transfers Out</u>	<u>Amount</u>
General Fund	Charlotte Public Safety	\$109,758,083
	Clerk of the Court	820,511
	Charlotte County Landfill	44,780
	Utility System	677,513
	Internal Service Funds	32,740
	Nonmajor Governmental Funds	14,121,366
	Total Transfer to General Fund	<u>\$125,454,993</u>
Charlotte Public Safety	General Fund	\$ 384,245
	Total Transfer to Charlotte Public Safety	<u>\$ 384,245</u>
Street & Drainage District Maintenance	General Fund	\$ 269,916
	Total Transfer to Street & Drainage District Maintenance	<u>\$ 269,916</u>
Hurricane Funds	General Fund	\$ 8,447,710
	Total Transfer to Hurricane Funds	<u>\$ 8,447,710</u>
Clerk of the Court	General Fund	\$ 280,679
	Nonmajor Governmental Funds	55,389
	Total Transfer to Clerk of the Court	<u>\$ 336,068</u>
Landfill	General Fund	\$ 108,400
	Total Transfer to Landfill	<u>\$ 108,400</u>
Utility System	General Fund	\$ 960,136
	Nonmajor Governmental Funds	7,588,240
	Total Transfer to Utility System	<u>\$ 8,548,376</u>
Charlotte Sanitation	General Fund	\$ 121,684
	Total Transfer to Charlotte Sanitation	<u>\$ 121,684</u>
Internal Service Funds	General	\$ 60,000
	Total Transfer to Internal Service Funds	<u>\$ 60,000</u>

CHARLOTTE COUNTY, FLORIDA
NOTES TO THE FINANCIAL STATEMENTS
September 30, 2024

Note 7 Interfund Balances (continued)

Transfers In	Transfers Out	Amount
Nonmajor Governmental Funds		
	General	\$ 10,292,037
	Charlotte Public Safety	4,222,011
	Utility System	28,186
	Nonmajor Governmental Funds	17,466,439
	Total Transfer to Nonmajor Governmental Funds	\$ 32,008,673
	Total	\$175,740,065

Transfers are used to move recurring annual transfers for debt service, funding of the Charlotte County Sheriff and to move unrestricted revenues to finance various programs that the County must account for in other funds in accordance with budgetary authorizations. These programs include the IT and vehicle replacement internal service programs, which both governmental and business-type funds participate.

C. Interfund Loans/Advances at September 30, 2024:

Payable Fund	Receivable Fund	Amount
Parkside Community Redevelopment	Capital Projects	\$ 1,648,350
Charlotte County Utilities	Capital Projects	4,544,465
Charlotte County Utilities	General	8,591,002
Infrastructure	Capital Projects	791,994
		\$ 15,575,811

The amount advanced by the Capital Projects Fund to Parkside Community Redevelopment Fund relates to a loan to fund improvements in this redevelopment area.

The amount advanced by the Capital Projects Fund to the Charlotte County Utilities Fund relates to a loan to fund utility infrastructure.

The amount advanced by the General Fund to the Charlotte County Utilities Fund relates to a loan made to fund utility infrastructure.

The amount advanced by the Capital Projects Fund to the Infrastructure Fund relates to a loan made to fund the Sheriff's District 3 headquarters.

CHARLOTTE COUNTY, FLORIDA
NOTES TO THE FINANCIAL STATEMENTS
September 30, 2024

Note 8 Restricted Assets

Restricted assets include those provided for by resolutions adopted by the County Commission for the issuance of bonds, or otherwise restricted by the County or required under certain debt agreements. Those restricted assets as of September 30, 2024 are as follows:

	<u>Cash and Cash Equivalents</u>	<u>Investments</u>	<u>Total</u>
<u>Business-type Activities</u>			
Charlotte County Landfill Closure and Long-Term Monitoring	\$ 7,224,828	\$ 12,359,604	\$ 19,584,432
Deposits	57,698	30,174	87,873
Deep Injection Well	130,403	342,783	473,186
	<u>7,412,929</u>	<u>12,732,561</u>	<u>20,145,491</u>
 Utility System			
Debt Service	7,163,294	18,829,687	25,992,981
Construction Trust	23,330,320	37,635,611	60,965,931
Renewal & Replacement	13,057,665	21,009,287	34,066,952
Customer Deposits	602,393	4,897,999	5,500,391
Other	3,170,563	6,088,970	9,259,533
	<u>47,324,235</u>	<u>88,461,554</u>	<u>135,785,788</u>
 Total Business-type Activities	 <u>\$ 54,737,164</u>	 <u>\$ 101,194,115</u>	 <u>\$ 155,931,279</u>

CHARLOTTE COUNTY, FLORIDA
NOTES TO THE FINANCIAL STATEMENTS
September 30, 2024

Note 9 Capital Assets

Capital assets activity for the year ended September 30, 2024 are as follows:

	Governmental Activities Capital Assets 10/1/2023	Additions	Deletions	Governmental Activities Capital Assets 9/30/2024
Governmental Activities				
Capital Assets not Depreciated:				
Land & Other	\$ 196,280,961	\$ 6,376,337	\$ 22,531	\$ 202,634,767
Easements	6,719,172	1,379,837	-	8,099,009
Subscriptions in Progress	781,707	1,116,856	-	1,898,563
Construction in Progress	33,247,706	48,072,904	13,571,978	67,748,632
Total Assets not Depreciated	<u>237,029,546</u>	<u>56,945,934</u>	<u>13,594,509</u>	<u>280,380,971</u>
Capital Assets Depreciated/Amortized:				
Buildings	376,680,630	2,435,364	324,928	378,791,066
Infrastructure	617,690,670	4,841,798	-	622,532,468
Improvements Other than Buildings	146,468,640	3,286,363	-	149,755,003
Equipment	144,802,619	21,738,038	3,643,438	162,897,219
Intangible assets	1,695,685	-	-	1,695,685
Right to use assets	19,349,748	5,600,058	839,058	24,110,748
Total Assets Depreciated/Amortized	<u>1,306,687,992</u>	<u>37,901,621</u>	<u>4,807,424</u>	<u>1,339,782,189</u>
Less Accumulated Depreciation and Amortization:				
Buildings	134,378,488	10,027,440	220,060	144,185,868
Infrastructure	254,603,454	15,853,119	-	270,456,573
Improvements Other than Buildings	70,571,554	7,102,922	-	77,674,476
Equipment	107,626,194	10,947,654	3,254,166	115,319,682
Intangible assets	1,688,915	2,128	-	1,691,043
Right to use assets	6,593,759	5,429,798	309,341	11,714,216
Total Accumulated Depreciation and Amortization	<u>575,462,364</u>	<u>49,363,061</u>	<u>3,783,567</u>	<u>621,041,858</u>
Total Depreciable/Amortizable Capital Assets, Net	<u>731,225,628</u>	<u>(11,461,440)</u>	<u>1,023,857</u>	<u>718,740,331</u>
Total Governmental Activities Capital Assets, Net of Depreciation and Amortization	<u>\$ 968,255,174</u>	<u>\$ 45,484,494</u>	<u>\$ 14,618,366</u>	<u>\$ 999,121,302</u>

CHARLOTTE COUNTY, FLORIDA
NOTES TO THE FINANCIAL STATEMENTS
September 30, 2024

Note 9 Capital Assets (continued)

	Business-type Capital Assets 10/1/2023	Additions	Deletions	Business-type Capital Assets 9/30/2024
Business-type Activities:				
Capital Assets not Depreciated:				
Land & Other	\$ 26,262,775	\$ 230,247	\$ -	\$ 26,493,022
Easements	5,062,425	3,492,474	-	8,554,899
Construction in Progress	35,815,368	31,836,520	1,274,401	66,377,487
Total Assets not Depreciated	67,140,568	35,559,241	1,274,401	101,425,408
Capital Assets Depreciated/Amortized:				
Buildings	17,428,618	-	-	17,428,618
Improvements Other than Buildings	617,428,575	8,622,726	-	626,051,301
Equipment	31,741,941	3,306,075	659,820	34,388,196
Intangible Assets	38,905,016	-	-	38,905,016
Total Assets Depreciated/Amortized	705,504,150	11,928,801	659,820	716,773,131
Less Accumulated Depreciation and Amortization:				
Buildings	11,115,855	295,743	-	11,411,598
Improvements Other than Buildings	289,551,816	17,842,864	-	307,394,680
Equipment	20,513,702	2,186,867	388,482	22,312,087
Intangible Assets	33,651,709	384,903	-	34,036,612
Total Accumulated Depreciation and Amortization	354,833,082	20,710,377	388,482	375,154,977
Total Depreciable/Amortized Capital Assets, Net	350,671,068	(8,781,576)	271,338	341,618,154
Total Business Type Activities Capital Assets, Net of Depreciation and Amortization	\$417,811,636	\$ 26,777,665	\$ 1,545,739	\$ 443,043,562

Depreciation and amortization expense was charged to functions on the Statement of Activities as follows:

Governmental Activities:

General Government	\$ 8,993,887
Public Safety	12,301,212
Physical Environment	2,698,984
Transportation	15,845,461
Economic Environment	37,048
Human Services	1,414,119
Culture and Recreation	7,924,498
Court Services	147,852
Total	\$ 49,363,061

Business-type Activities:

Utilities	\$ 19,279,408
Landfill	1,430,969
Total	\$ 20,710,377

CHARLOTTE COUNTY, FLORIDA
NOTES TO THE FINANCIAL STATEMENTS
September 30, 2024

Note 10 Long-Term Obligations

The following is a summary of changes in long-term obligations for the year ended September 30, 2024:

	Balance as of 10/1/2023	Additions	Deletions	Balance as of 9/30/2024	Due Within One Year
Governmental-type Activities:					
Revenue Bonds payable from general offerings	\$ 10,835,000	\$ -	\$ 1,385,000	\$ 9,450,000	\$ 1,480,000
Revenue Bonds payable from direct placements	12,195,000	-	2,995,000	9,200,000	3,030,000
Loans/Promissory Note Payable from direct borrowings	40,315,000	-	9,355,000	30,960,000	7,753,000
Special Assessments Loans from direct borrowings	16,866,000	7,403,000	5,354,000	18,915,000	3,204,000
Self-Insurance Claims Payable	9,117,655	617,606	-	9,735,261	7,961,261
Other Postemployment Benefits	44,984,892	-	1,806,537	43,178,355	-
Accrued Compensated Absences	18,036,555	10,526,616	8,233,536	20,329,635	7,819,865
Unamortized Premium/(Discount)	1,509,745	-	115,963	1,393,782	-
Net Pension Liability	237,816,136	-	14,838,585	222,977,551	-
Subscription Liabilities	7,190,813	4,895,729	3,735,268	8,351,274	2,998,811
Lease Liabilities	4,523,690	223,811	1,831,208	2,916,293	1,726,123
Total	<u>403,390,486</u>	<u>23,666,762</u>	<u>49,650,097</u>	<u>377,407,151</u>	<u>35,973,060</u>
Business-type Activities:					
Revenue Bonds payable from general offerings	7,930,000	-	2,240,000	5,690,000	5,690,000
Revenue Bonds payable from direct placements	21,805,000	-	12,425,000	9,380,000	9,380,000
Utility Loans payable from direct borrowings	51,737,236	3,635,712	2,981,347	52,391,601	3,373,112
Special Assessment Loans payable from direct borrowings	15,031,228	-	1,229,345	13,801,883	1,063,740
Other Postemployment Benefits	1,770,742	149,884	-	1,920,626	-
Accrued Compensated Absences	1,627,026	477,554	272,062	1,832,518	239,173
Pension Liability	20,826,855	-	2,131,491	18,695,364	-
Landfill Closure	19,686,165	2,173,737	-	21,859,902	-
Total	<u>140,414,252</u>	<u>6,436,887</u>	<u>21,279,245</u>	<u>125,571,894</u>	<u>19,746,025</u>
Long-Term Debt	<u>\$543,804,738</u>	<u>\$ 30,103,649</u>	<u>\$ 70,929,342</u>	<u>\$502,979,045</u>	<u>\$ 55,719,085</u>

Long-term debt liabilities for internal service funds are included as part of the total for government activities, because they predominantly serve the government funds. At year-end, accrued compensated absences of \$597,395, pension liability of \$1,069,440, and OPEB liability of \$101,579 for the internal service funds are included in the above amounts. For governmental activities, compensated absences, claims and judgments, pension liabilities, and postemployment benefit liabilities are generally liquidated by the General Fund. Other postemployment benefits are funded on a pay-as-you-go basis from the County's General Fund when due.

CHARLOTTE COUNTY, FLORIDA
NOTES TO THE FINANCIAL STATEMENTS
September 30, 2024

Note 10 Long-Term Obligations (continued)

Long-term debt payable at September 30, 2024 is comprised of the following issues:

Revenue Bonds Payable general offerings, Business-type Activities

\$23,955,000 Series 2016 Utility System Refunding Revenue Bonds, issued by Banc of America Preferred Funding Corporation to refund the Series 2006 Utility Revenue Bonds, and to advance refund a portion of the Series 2011 utility refunding revenue bonds, as described above. The 2016 bond matures in 2024, with interest at 1.71% secured by a pledge of 100% of the net revenues of the System operations and connection fees. The total pledged revenue at 9/30/24, which equals remaining principal and interest, is \$5,738,649.

\$ 5,690,000

In the event of default, the Holder may charge a default interest rate equal to the lesser of 12% per annum or the maximum rate permitted by law.

Total Revenue Bonds Payable from general offerings

\$ 5,690,000

\$15,935,000 Series 2021, Taxable Utility System Refunding Revenue Bond, issued to refund the Series 2011 Utility Refunding Revenue Bonds (\$64,900,000 issued to refund prior purchases - see note on prior page). The 2021 bonds mature in 2024, with interest at .68%, secured by a pledge of 100% of net revenues of the System operations and connection fees. The advance refunding resulted in a reduction of future debt service payments by approximately \$1.5 million and an economic loss of \$.4 million. The total pledged revenue at 9/30/24, which equals remaining principal and interest, is \$9,411,892.

In the event of default, the bonds shall bear interest equal to the greatest of i) the holder's prime rate plus 4%, ii) the Federal Funds Rate plus 5%, or iii) 10%.

\$ 9,380,000

Total Revenue Bonds from direct placements

\$ 9,380,000

Total Revenue Bonds from general offerings

\$ 5,690,000

Total Revenue Bonds Payable for Business-type Activities

\$ 15,070,000

CHARLOTTE COUNTY, FLORIDA
 NOTES TO THE FINANCIAL STATEMENTS
 September 30, 2024

Note 10 Long-Term Obligations (continued)

Utility Loans Payable from direct borrowings, Business-type Activities

<p>\$5,367,255 State of Florida Department of Environmental Protection Revolving Loan issued to fund the East Port Reclamation Facility Stage 5 Improvements, Deep Creek Force Main Replacement, Parkside CRA Utility Improvements, and Parkside CRA - Gertrude Avenue to Aaron Street, secured by a pledge of 100% of the net revenues of the System operations. The interest rate of the loan is .03%. The loan is repayable in forty (40) semiannual payments beginning March 15, 2021. The total pledged revenue at 9/30/24, which equals remaining principal and interest, is \$4,070,460.</p>	<p>\$ 4,060,403</p>
<p>\$463,193 State of Florida Department of Environmental Protection Revolving Loan issued to fund Utility Clean Water Planning Activities, secured by a pledge of 100% of the net revenues and available sewer connection fees. The interest rate of the loan is 1.03%. The loan is repayable in forty (40) semi-annual payments beginning December 15, 2018. The total pledged revenue at 9/30/24, which equals remaining principal and interest, is \$359,606.</p>	<p>334,080</p>
<p>\$2,488,130 State of Florida Department of Environmental Protection Revolving Loan issued to fund Wastewater Pollution Control Facilities, secured by a pledge of 100% of the net revenues of the System operations. The interest rate of the loan is 1.40%. The loan is repayable in forty (40) semiannual payments beginning March 15, 2024. The total pledged revenue at 9/30/24, which equals remaining principal and interest, is \$2,217,940.</p>	<p>1,985,368</p>
<p>\$8,401,606 State of Florida Department of Environmental Protection Revolving Loan issued to fund Utility Improvements for Parkside CRA Ambrose Lane to West Tarpon Boulevard and Fixed Based Automatic Meter Reading System, secured by a pledge of 100% of the net revenues of the System operations. The interest rate of the loan is .86%. The loan is repayable in forty (40) semiannual payments beginning December 15, 2018. The total pledged revenue at 9/30/24, which equals remaining principal and interest, is \$6,366,346.</p>	<p>5,985,918</p>
<p>\$22,437,123 State of Florida Department of Environmental Protection Revolving Loan issued to fund Loveland Grand Master Lift Station, secured by a pledge of 100% of the net revenues of the System operations. The interest rate of the loan is .40% and .54%. The loan is repayable in forty (40) semiannual payments beginning September 15, 2021. The total pledged revenue at 9/30/24, which equals remaining principal and interest, is \$18,798,260.</p>	<p>18,459,332</p>

CHARLOTTE COUNTY, FLORIDA
NOTES TO THE FINANCIAL STATEMENTS
September 30, 2024

Note 10 **Long-Term Obligations (continued)**

Utility Loans Payable from direct borrowings, Business-type Activities, continued

\$1,897,943 State of Florida Department of Environmental Protection Revolving Loan issued to fund East/West Springlake Wastewater Expansion, Vacuum Collection, and Gravity Sanitary Sewer System, secured by a pledge of 100% of the net revenues of the System operations. The interest rate of the loan is .62% The loan is repayable in forty (40) semi-annual loan payments beginning December 15, 2018. The total pledged revenue at 9/30/24, which equals remaining principal and interest, is \$1,305,164.	1,248,273
\$4,156,463 State of Florida Department of Environmental Protection Revolving Loan issued to fund Ingram 24" Water Main, secured by a pledge of 100% of the net revenues of the System operations. The interest rate of the loan is .75%. The loan is repayable in forty (40) semiannual payments beginning October 15, 2020. The total pledged revenue at 9/30/24, which equals remaining principal and interest, is \$3,063,088.	2,891,557
\$1,653,054 State of Florida Department of Environmental Protection Revolving Loan issued to fund the Myakka Booster Station, secured by a pledge of 100% of the net revenues of the System operations. The interest rate of the loan is 1.12%. The loan is repayable in forty (40) semiannual payments beginning June 15, 2021. The total pledged revenue at 9/30/24, which equals remaining principal and interest, is \$1,438,867.	1,309,995
\$573,275 State of Florida Department of Environmental Protection Revolving Loan issued to fund the Eastport Water Reclamation Facility Design Plan, secured by a pledge of 100% of the net revenues of the System operations. The interest rate of the loan is .88%. The loan is repayable in forty (40) semiannual payments beginning October 15, 2021. The total pledged revenue at 9/30/24, which equals remaining principal and interest, is \$538,002.	500,726
\$738,900 State of Florida Department of Environmental Protection Revolving Loan issued to fund the Burnt Store Water Reclamation Facility Design Plan, secured by a pledge of 100% of the net revenues of the System operations. The interest rate of the loan is .88%. The loan is repayable in forty (40) semiannual payments beginning October 15, 2021. The total pledged revenue at 9/30/24, which equals remaining principal and interest, is \$687,902.	640,972

CHARLOTTE COUNTY, FLORIDA
NOTES TO THE FINANCIAL STATEMENTS
September 30, 2024

Note 10 **Long-Term Obligations (continued)**

Utility Loans Payable from direct borrowings, Business-type Activities continued

\$4,263,600 State of Florida Department of Environmental Protection Revolving Loan issued to fund the El Jobean Wastewater Collection Expansion, secured by a pledge of 100% of the net revenues of the System operations. The interest rate of the loan is .00%. The loan is repayable in forty (40) semiannual payments beginning February 15, 2023. The total pledged revenue at 9/30/24, which equals remaining principal and interest, is \$3,837,240. The County receives funding from this loan on a cost reimbursement basis. As of 9/30/24, the County has an outstanding loan balance for reimbursements received of \$3,525,433. 3,525,433

\$14,443,323 State of Florida Department of Environmental Protection Revolving Loan issued to fund the Phase Two-Ackerman Countryman Vacuum Sewer Collection Zones One and Two and Vacuum Station, secured by a pledge of 100% of the net revenues of the System operations. The interest rate of the loan is .00%. The loan is repayable in forty (40) semiannual payments beginning November 15, 2022. The total pledged revenue at 9/30/24, which equals remaining principal and interest, is \$12,541,683. The County received funding from this loan on a cost reimbursement basis. As of 9/30/24, the County has an outstanding loan balance for reimbursements received of \$8,188,961 and an additional \$5,482,574 in eligible expenditures not yet received. 8,188,962

\$3,702,800 State of Florida Department of Environmental Protection Revolving Loan issued to fund the Deep Creek Force Main, secured by a pledge of 100% of the net revenues of the System operations. The interest rate of the loan is 1.02%. The loan is repayable in forty (40) semiannual payments beginning October 15, 2022. The total pledged revenue at 9/30/24, which equals remaining principal and interest, is \$3,566,562. The County receives funding from this loan on a cost reimbursement basis. As of 9/30/24, the County has an outstanding loan balance for reimbursements received of \$3,260,582. 3,260,582

In the event of default on loans with the State of Florida Department of Environmental Protection, the System may be caused to establish rates and collect fees and charges for use of the System in order to fulfill the agreements. The State of Florida Department of Environmental Protection may intercept the delinquent amount plus a penalty from any unobligated funds due to the Local Government under any revenue or tax sharing fund established by the State. The State of Florida Department of Environmental Protection may accelerate the repayment schedule or increase the interest rate of the unpaid principal of the loans to as much as 1.667 times the financing rate.

Total Utility Loans Payable from direct borrowings, Business-type Activities \$ 52,391,601

CHARLOTTE COUNTY, FLORIDA
NOTES TO THE FINANCIAL STATEMENTS
September 30, 2024

Note 10 Long-Term Obligations (continued)

<p>\$556,822 State of Florida Department of Environmental Protection Revolving Loan issued to fund the South Gulf Cove Phase 5 MSBU sewer expansion, secured by the collection of assessments of the SGC Ph 5 sewer MSBU. The interest rate of the loan is 2.9%. The loan is repayable in forty (40) semi-annual payments beginning November 15, 2005. The total pledged revenue at 9/30/24, which equals remaining principal and interest, is \$35,704.</p>	<p>\$ 35,445</p>
<p>\$863,558 State of Florida Department of Environmental Protection Revolving Loan issued to fund the South Gulf Cove Phase 5 MSBU water expansion, secured by the collection of assessments of the SGC Ph 5 water MSBU. The interest rate of the loan is 2.81%. The loan is repayable in forty (40) semi-annual payments, beginning February 15, 2006. The total pledged revenue at 9/30/24, which equals remaining principal and interest, is \$55,061.</p>	<p>53,922</p>
<p>\$170,781 State of Florida Department of Environmental Protection Revolving Loan issued to fund the Pirate Harbor MSBU pre-construction sewer expansion, expenses secured by the collections of assessments of the Pirate Harbor MSBU. The interest rate of the loan is 2.63%. The loan is repayable in forty (40) payments beginning March 15, 2010. The total pledged revenue at 9/30/24, which equals remaining principal and interest, is \$55,179.</p>	<p>51,389</p>
<p>\$1,070,649 State of Florida Department of Environmental Protection Revolving Loan issued to fund the Pirate Harbor MSBU construction sewer expansion, expenses secured by the collections of assessments of the Pirate Harbor MSBU. The interest rate of the loan is 3.12%. The loan is repayable in forty (40) payments beginning October 15, 2009. The total pledged revenue at 9/30/24, which equals remaining principal and interest, is \$361,216.</p>	<p>332,065</p>
<p>\$19,351,890 State of Florida Department of Environmental Protection Revolving Loan issued to fund the East/West Springlake MSBU construction sewer expansion expenses secured by the collections of assessments of the East/West Springlake MSBU. The interest rate of the loan is .72%. The loan is repayable in forty (40) semiannual payments beginning December 15, 2018. The total pledged revenue at 9/30/24, which equals remaining principal and interest, is \$11,004,601.</p>	<p>10,450,275</p>
<p>\$3,750,529 State of Florida Department of Environmental Protection Revolving Loan issued to fund East/West Springlake Wastewater Expansion, secured by a pledge of 100% of net revenues of the System operations and Assessment Revenues of the MSBU. The interest rate of the loan is .13%. The loan is repayable in forty (40) semiannual payments beginning December 15, 2019. The total pledged revenue at 9/30/24, which equals remaining principal and interest, is \$2,907,882.</p>	<p><u>2,878,787</u></p>

In the event of default on loans with the State of Florida Department of Environmental Protection, the System may be caused to establish rates and collect fees and charges for use of the System in order to fulfill the agreements. The State of Florida Department of Environmental Protection may intercept the delinquent amount plus a penalty from any unobligated funds due to the Local Government under any revenue or tax sharing fund established by the State. The State of Florida Department of Environmental Protection may accelerate the repayment schedule or increase the interest rate of the unpaid principal of the loans to as much as 1.667 times the financing rate.

CHARLOTTE COUNTY, FLORIDA
NOTES TO THE FINANCIAL STATEMENTS
September 30, 2024

Note 10 Long-Term Obligations (continued)

Total Special Assessment Loans Payable from direct borrowings, Business-type Activities	<u>\$ 13,801,883</u>
---	----------------------

Total Loans and Bonds Payable for Business-type Activities	<u><u>\$ 81,263,484</u></u>
--	-----------------------------

Total principal and interest for utility bonds and loans for 2024 was \$18,680,502. The total pledged revenue less expenses was \$57,911,522, resulting in a debt coverage for 2024 of 3.91%.

The total principal and interest for special assessment loans for 2024 was \$1,342,668. The total pledged revenue less expenses for 2024 was \$978,851 resulting in a debt coverage for 2024 of .73%.

CHARLOTTE COUNTY, FLORIDA
NOTES TO THE FINANCIAL STATEMENTS
September 30, 2024

Note 10 Long-Term Obligations (continued)

Special Assessment Loans Payable from direct borrowings, Governmental Activities

<p>\$4,479,000 Public Revenue Note, Series 2021 through Key Government Finance, Inc, issued to fund public improvements in the Northwest Port Charlotte neighborhoods, financed over a ten year period (2021 - 2031). The interest rate of the loan is 1.464%. The loan is repayable in semiannual payments which began 1, 2022.</p>	\$ 3,200,000
<p>\$7,403,000 Series A Tax Exempt Commercial Paper Loan Program through the Florida Local Government Finance Commission, for various transportation related capital improvements within the Lemon Bay neighborhood financed over a five year period (2025-2029). Interest due monthly calculated in the manner provided in Treasury Regulation Section 1.148-4.</p>	7,403,000
<p>\$3,878,000 Series A Tax Exempt Commercial Paper Loan Program through the Florida Local Government Finance Commission, to refinance a loan previously made for various paving improvements in Harbor Heights, South Gulf Cove and Deep Creek, financed over a five year period (2022-2026). Interest due monthly calculated in the manner provided in Treasury Regulation Section 1.148-4.</p>	1,640,000
<p>\$5,433,000 Series A Tax Exempt Commercial Paper Loan Program through the Florida Local Government Finance Commission, to refinance a loan previously made for various paving improvements in Deep Creek, Punta Gorda N-Urban, S Punta Gorda Heights, S Punta Gorda Heights W, Cook & Brown and NW Charlotte financed over a five year period (2022-2027). Interest due monthly calculated in the manner provided in Treasury Regulation Section 1.148-4.</p>	4,195,000
<p>\$1,568,000 Series A Tax Exempt Commercial Paper Loan Program through the Florida Local Government Finance Commission for various paving improvements in South Gulf Cove and Suncoast Blvd., financed over a five year period (2023-2028). Interest due monthly, calculated in the manner provided in Treasury Regulations Section 1.148-4.</p>	1,251,000
<p>\$1,321,000 Series A Tax Exempt Commercial Paper Loan Program through the Florida Local Government Finance Commission for various paving improvements in Burnt Store Village and Pirate Harbor, financed over a five year period (2023-2028). Interest due monthly, calculated in the manner provided in Treasury Regulations Section 1.148-4.</p>	<u>1,226,000</u>

In the event of default, the Commission, the Bank or Trustee shall have the right to declare all loan repayments and all other amounts due to be immediately due and payable without further notice or demand, on a date which shall be no sooner than ninety (90) days of the date notice is given to the Public Agency.

<p>Total Special Assessment Loans Payable from direct borrowings, Governmental Activities</p>	<p><u>\$ 18,915,000</u></p>
--	-----------------------------

CHARLOTTE COUNTY, FLORIDA
NOTES TO THE FINANCIAL STATEMENTS
September 30, 2024

Note 10 Long-Term Obligations (continued)

Loans/Promissory Note Payable from direct borrowings, Governmental Activities

The Series A Tax Exempt Commercial Paper Loan Program loans are secured 100% by non-ad valorem pledged revenues. The total principal and interest remaining to be paid on the programs are \$17,538,720 and the total available revenue for the paving and dredging projects was \$105,968,397.

\$9,076,000 Public Improvement Revenue Note, Series 2020, issued to finance various transportation related capital improvement needs and requirements through Raymond James Capital Funding, Inc. The Public Improvement Revenue Note, Series 2020, is a financing over a 15 year period (2021-2035). The debt is secured by 100% non-ad valorem pledged revenues, the total principal and interest remaining to be paid on the program is \$8,320,070, and the total available revenue was \$97,168,701 in fiscal year 2024. Interest is due semi-annually at the rate of 1.69% \$ 7,531,000

\$9,056,000 Promissory Note, Series 2019, issued to finance various transportation related capital improvement needs and requirements through DNT Asset Trust. The Transportation Revenue Note, Series 2020, is a financing over a 15 year period (2020-2034). Funding to extinguish the debt is being appropriated through the annual budget process, using a fifteen (15) year amortization schedule. The debt is secured by fuel tax, the total principal and interest remaining to be paid on the program is \$7,325,524, and the total available revenue was \$11,490,096 in fiscal year 2024. Interest is due semi-annually at the rate of 2.27% 6,418,000

In the event of default, the Bank may charge a default interest rate of the 4.0% plus the Prime Rate.

\$20,557,000 Promissory Note, Series 2020, issued to finance costs of the Don-Pedro Knight Island Beach Nourishment Project and the Manasota Key Beach Nourishment Project through Truist Bank. The Capital Improvement Revenue Note, Series 2020, is a financing over a seven years through the annual budget process, using a seven (7) year amortization schedule. The debt is secured by 100% non-ad valorem pledged revenues, the total principal and interest remaining to be paid on the program is \$6,319,956 and the total available revenue was \$97,168,701 in fiscal year 2024. Interest is due semi-annually at the rate of 1.87%. 6,147,000

In the event of default, the Bank may charge a default interest rate of the then applicable rate plus 2.0%.

\$25,306,000 Promissory Note, Series 2020, issued to finance acquisition of land for the Murdock Village project, through Bank of America. The Promissory Note, Series 2020, is a refinancing of the Series 2012 over an eight (8) year period (2020-2027). Funding to extinguish the debt is being appropriated through the annual budget process, using an eight (8) year amortization schedule until such time a developer is selected and a combination of proceeds from sale and tax increment financing extinguishes the remaining debt. The debt is secured by 100% non-ad valorem pledged revenues, the total principal and interest remaining to be paid on the program is \$11,251,833 and the total available revenue was \$97,168,701 in fiscal year 2024. Interest is due semi-annually at the rate of 1.77%. 10,864,000

In the event of default, the bank may charge a default rate of 12.0%.

Total Loans/Promissory Note Payable from direct borrowings, Governmental Activities \$ 30,960,000

CHARLOTTE COUNTY, FLORIDA
NOTES TO THE FINANCIAL STATEMENTS
September 30, 2024

Note 10 Long-Term Obligations (continued)

Public Offerings	Business-type Activities			Governmental Activities			Interest Rate	
	Fiscal Year	Principal	Interest	Total	Principal	Interest		Total
		\$ 5,690,000	-	\$ 5,690,000	\$ -	\$ 479,206	\$ 479,206	3.94% - 5.0%
2025		-	-	-	1,480,000	423,806	1,903,806	3.94%-5.0%
2026		-	-	-	1,600,000	349,806	1,949,806	3.94%-4.0%
2027		-	-	-	1,730,000	269,806	1,999,806	5.0%
2028		-	-	-	1,870,000	183,306	2,053,306	5.0%
2029		-	-	-	1,645,000	349,800	1,994,800	3.0%-5.0%
2030-2034		-	-	-	1,125,000	76,156	1,201,156	3.25%-3.38%
2035-2039		-	-	-	-	-	-	-
Subtotal Public Offerings		5,690,000	-	5,690,000	9,450,000	2,131,886	11,581,886	
Premium on Bonds		-	-	-	1,393,782	-	1,393,782	
Total Public Offerings		\$ 5,690,000	-	\$ 5,690,000	\$ 10,843,782	\$ 2,131,886	\$ 12,975,668	

Direct Placement or Direct Borrowing

Fiscal Year	Business-type Activities			Governmental Activities			Interest Rate
	Principal	Interest	Total	Principal	Interest	Total	
2025	\$ 13,827,360	\$ 376,683	\$ 14,204,043	\$ 13,408,000	\$ 1,280,471	\$ 14,688,471	.00%-3.12%
2026	4,380,495	274,567	4,655,062	14,153,000	990,485	15,143,485	.00%-3.12%
2027	4,403,200	254,180	4,657,380	10,506,000	700,831	11,206,831	.00%-3.12%
2028	4,426,133	233,574	4,659,707	4,342,000	509,265	4,851,265	.00%-3.12%
2029	4,449,303	212,739	4,662,042	7,121,000	380,085	7,501,085	.00%-3.12%
2030 - 2034	22,156,181	773,541	22,929,706	7,473,000	545,445	8,018,445	.00%-3.12%
2035 - 2039	18,476,709	292,619	19,039,328	2,072,000	31,175	2,103,175	.00%-3.12%
2040. - 2043	3,454,103	15,384	3,469,487	-	-	-	.00%-3.12%
Subtotal Direct Placement/Direct Borrowing	75,573,484	2,433,287	78,276,755	59,075,000	4,437,757	63,512,757	
Total All Debt	\$ 81,263,484	\$ 2,433,287	\$ 83,696,755	\$ 69,782	\$ 6,569,643	\$ 76,488,425	69918782

CHARLOTTE COUNTY, FLORIDA
NOTES TO THE FINANCIAL STATEMENTS
September 30, 2024

Note 10 Long-Term Obligations (continued)

Restrictive Covenants

Utility System revenue bonds are payable solely from and collateralized by a first lien upon and pledge of the net revenues and certain other fees and charges derived from the operation of the utility system. The pledge of the net revenues derived from the County from these operations does not constitute a lien upon the utility systems or any other property of the County.

The County has established and funded the Closure Reserve Account to ensure the availability of financial resources for the proper closure of the landfill in accordance with Section 403.7125 of the Florida Statutes.

The County has established the Utility System Sinking Fund and Reserve Accounts in accordance with the resolution authorizing the issuance of the utility system revenue bonds. Monies deposited in the sinking fund and reserve accounts are pledged solely for the payment of the principal and interest on the bonds.

The County has established a Renewal and Replacement Fund in accordance with the resolution authorizing the issuance of the utility system revenue bonds. The money deposited in this fund shall only be used for the purpose of paying the cost of major extensions, improvements or extraordinary repairs to the utility system or water facilities.

The Board has pledged Communications Services Taxes (CST) with respect to the Series 2007 Charlotte County Capital Improvement Revenue Bonds, requiring compliance with the flows of funds and establishment of debt service funds and restricted revenue accounts under the Bond Resolution.

The covenants of the various loan agreements, authorizing the various Florida Local Government Finance Commissions loans outstanding, include appropriation in the annual budget amounts of non-ad valorem revenues or other legally available funds sufficient to satisfy the loan repayments.

In the opinion of management, the County is compliant with all debt covenants as of September 30, 2024.

Note 11 Conduit Debt Obligations

The County discloses certain conduit debt obligations. Conduit debt obligations occur when the governmental entity issues debt bearing its name to lower the cost of borrowing for specific governmental or nongovernmental third parties without being liable for repayment of the debt or interest thereon. The County has conduit debt obligations related to bonds issued in the name of the Charlotte County Industrial Development Authority, a discretely presented component unit who is the party responsible for the repayment of this debt. The County has conduit debt as follows:

Charlotte County Industrial Development Authority - \$87,915,000 Charlotte County Industrial Development Authority Town and Country Utilities Project, Series 2021 Bonds. The principal purpose of this bond is to provide funding for infrastructure of utilities services in the Babcock Ranch development, an approximately 17,787 acre mixed-use, master-planned project located in Charlotte and Lee Counties. The outstanding principal balance at September 30, 2024 is \$87,915,000.

Charlotte County Industrial Development Authority - \$40,800,000 Charlotte County Industrial Development Authority Town and Country Utilities Project, Series 2019 Bonds. The principal purpose of this bond is to provide funding for infrastructure of utilities services in the Babcock Ranch development, an approximately 17,787 acre mixed-use, master-planned project located in Charlotte and Lee Counties. The outstanding principal balance at September 30, 2024 is \$39,365,000.

CHARLOTTE COUNTY, FLORIDA
NOTES TO THE FINANCIAL STATEMENTS
September 30, 2024

Note 11 Conduit Debt Obligations (continued)

Charlotte County Industrial Development Authority - \$10,000,000 Charlotte County Industrial Development Authority Town and Country Utilities Project, Series 2015 Bonds. The principal purpose of this bond is to provide funding for infrastructure of utilities servicing the Babcock Ranch development, an approximately 17,787 acre mixed-use master-planned project located in Charlotte and Lee Counties. The outstanding principal balance at September 30, 2024 is \$8,715,000.

Note 12 Defeased Debt

On July 6, 2016 the County issued \$23,955,000 in Utility System Refunding Revenue Bonds, Series 2016, representing a current refunding of the Series 2006 Refunding Bonds and an advance refunding of a portion of the Series 2011 Utility System Refunding Revenue Bonds, plus accrued interest.

These bonds were redeemed through a private placement issue with Banc of America Preferred Funding Corporation. The Series 2016 note will bear interest at a fixed rate of 1.71% per annum.

The amount defeased was as follows:

Series 2011 \$5,580,000 maturing 10/01/2024, callable on 10/01/2021.

On March 8, 2021 the County issued \$15,935,000 in Taxable Utility System Refunding Revenue Bonds, Series 2021 representing an advance refunding of the Series 2011 Utility System Refunding Revenue Bonds, plus accrued interest. These bonds were redeemed through a private placement issue with Wells Fargo Bank. The Series 2021 note bears interest at a fixed rate of 0.68% per annum.

The amount defeased was as follows:

Series 2011 \$15,415,000, maturing 10/1/2024, callable on 10/01/2021.

Note 13 Lease Liabilities

During Fiscal Year 2024, the County had 19 active leases as Lessee of Buildings, Land and Equipment. The County is required to make annual variable principal and interest payments based on the lease annual interest rate in the range of 0.21% to 2.02%. The duration of the County Leases is between 4 and 45 months, including extension options likely to be exercised by both parties. At the end of the fiscal year the lease liability was recorded in the amount of \$2,916,293.

Fiscal Year Ending September 30	Principal and Interest Requirements to Maturity Governmental Activities		
	Principal Payments	Interest Payments	Total Payments
	2025	\$ 1,726,123	\$ 22,024
2026	1,153,011	10,700	1,163,711
2027	21,214	68	21,282
2028	15,945	16	15,961
Total	\$ 2,916,293	\$ 32,808	\$ 2,949,101

Note 14 Subscription Liabilities

CHARLOTTE COUNTY, FLORIDA
NOTES TO THE FINANCIAL STATEMENTS
September 30, 2024

14 Subscription Liabilities (continued)

Durning fiscal year 2024, the County had 28 subscription agreements. The County is required to make annual variable principal and interest payments based on the subscription annual interest rate ranging from 2.56% to 4.44%. The duration of the subscriptions is between 5 and 60 months, including extension options likely to be exercised by both parties. At the end of the fiscal year, the subscription liability was \$8,351,274.

Fiscal Year Ending September 30	Principal and Interest Requirements to Maturity Governmental Activities		
	Principal Payments	Interest Payments	Total Payments
	2025	\$ 2,998,811	\$ 256,829
2026	2,107,571	178,490	2,282,178
2027	1,794,278	108,726	1,903,004
2028	789,368	48,484	837,852
2029	661,246	21,109	682,355
Total	\$ 8,351,274	\$ 613,638	\$ 8,964,912

Note 15 Tax Abatements

Charlotte County is authorized, pursuant to Section 196.1995 Florida Statutes, to grant economic development ad valorem tax exemptions after approval via referendum. In 2010, Charlotte County electorate voted to authorize an ad valorem tax exemption incentive.

On April 12, 2016, Charlotte County approved Ordinance No. 2016-18, which approved an ad valorem tax exemption for Cheney Brothers, Inc. (Cheney), a food service distribution company, as an inducement to establish and operate a distribution center and create new jobs in Charlotte County.

Terms of the agreement provided for Cheney to begin construction within thirty months from the date of conveyance and achieve substantial completion within forty-eight (48) months in accordance with all applicable building specifications. In return, Cheney is to receive a 100% ad valorem tax exemption over a ten year term.

Cheney opened in Charlotte County during fiscal year 2016 and currently employs approximately 600 workers, with long-term plans for up to 900 workers.

For fiscal year ended September 30, 2024, Charlotte County's ad valorem taxes were reduced by \$368,203 under this agreement.

On July 25, 2018, Charlotte County approved Ordinance No. 2018-029, which approved an ad valorem tax exemption to Amigo Pallets PG, Inc, a manufacturer and refurbisher of wooden pallets, as an inducement to establish a manufacturing facility and create new jobs in Charlotte County.

Terms of the agreement provided for Amigo Pallets to construct and operate a manufacturing facility in Charlotte County, along with the creation of up to 12 new full-time jobs.

For fiscal year ended September 30, 2024 Charlotte County's ad valorem taxes were reduced by \$8,466 under this agreement.

Note 16 Deficit Fund Balances of Individual Funds

The following non-major governmental funds had deficit fund balances at September 30, 2024:

CHARLOTTE COUNTY, FLORIDA
NOTES TO THE FINANCIAL STATEMENTS
September 30, 2024

Note 16 Deficit Fund Balances of Individual Funds (continued)

Parkside Community Redevelopment - The current deficit fund balance of \$2,614,318 in this special revenue fund is the result of expenditures incurred prior to receipt of revenues anticipated.

Note 17 Non Current Receivables - Net

Special assessments receivable balance is \$28,470,393. Of this, \$25,658,667 represents the long-term portion of assessments receivable for various water and sewer construction projects. Initial assessments are based upon engineering cost estimates and charged to the various benefiting units after a public hearing to set the assessment rates. Currently there are 13 separate water and/or sewer assessments. Typically the construction cost is funded by state revolving fund loans and the usual repayment period is 20 years. During construction and up until completion of the project, these costs and assessments may be changed, some requiring further public hearings if over a set maximum amount.

Note 18 Restricted Net Position

The government-wide Statement of Net Position reports governmental activities of \$470,472,938 of and business type activities of \$102,064,773 of restricted net position, which is restricted by debt service, contractual obligations and enabling legislation related as to the use of funds established by Florida Statutes.

CHARLOTTE COUNTY, FLORIDA
NOTES TO THE FINANCIAL STATEMENTS
September 30, 2024

Note 19 Retirement Plans

Florida Retirement System (FRS) - Defined Benefit Pension Plans

General Information about the FRS

The FRS was created in Chapter 121, Florida Statutes, to provide a defined benefit pension plan for participating public employees. The FRS was amended in 1998 to add the Deferred Retirement Option Program under the defined benefit plan and amended in 2000 to provide a defined contribution plan alternative to the defined benefit plan for FRS members effective July 1, 2002. This integrated defined contribution pension plan is the FRS Investment Plan. Chapter 112, Florida Statutes, established the Retiree Health Insurance Subsidy (HIS) Program, a cost-sharing multiple-employer defined benefit pension plan, to assist retired members of any State-administered retirement system in paying the costs of health insurance.

Essentially all regular employees of the County are eligible to enroll as members of the State-administered FRS. Provisions relating to the FRS are established by Chapters 121 and 122, Florida Statutes; Chapter 112, Part IV, Florida Statutes; Chapter 238, Florida Statutes; and FRS Rules, Chapter 60S, Florida Administrative Code; wherein eligibility, contributions, and benefits are defined and described in detail. Such provisions may be amended at any time by further action from the Florida Legislature. The FRS is a single retirement system administered by the Florida Department of Management Services, Division of Retirement, and consists of the two cost-sharing, multiple-employer defined benefit plans and other nonintegrated programs. An annual comprehensive financial report of the FRS, which includes its financial statements, required supplementary information, actuarial report, and other relevant information, is available from the Florida Department of Management Services' Web site (www.dms.myflorida.com).

FRS Pension Plan

Plan Description. The FRS Pension Plan (Plan) is a cost-sharing multiple-employer defined benefit pension plan, with a Deferred Retirement Option Program (DROP) for eligible employees. The general classes of membership are as follows:

- Regular Class - Members of the FRS who do not qualify for membership in the other classes.
- Elected County Officers Class - Members who hold specified elective offices in local government.
- Senior Management Service Class (SMSC) - Members in senior management level positions.
- Special Risk Class - Members who are employed as law enforcement officers and meet the criteria to qualify for this class.

Employees enrolled in the Plan prior to July 1, 2011, vest at 6 years of creditable service and employees enrolled in the Plan on or after July 1, 2011, vest at 8 years of creditable service. All vested members, enrolled prior to July 1, 2011, are eligible for normal retirement benefits at age 62 or at any age after 30 years of service, except for members classified as special risk who are eligible for normal retirement benefits at age 55 or at any age after 25 years of service. All members enrolled in the Plan on or after July 1, 2011, once vested, are eligible for normal retirement benefits at age 65 or any time after 33 years of creditable service, except for members classified as special risk who are eligible for normal retirement benefits at age 60 or at any age after 30 years of service. Employees enrolled in the Plan may include up to 4 years of credit for military service toward creditable service. The Plan also includes an early retirement provision; however, there is a benefit reduction for each year a member retires before his or her normal retirement date. The Plan provides retirement, disability, death benefits, and annual cost-of-living adjustments to eligible participants.

DROP, subject to provisions of Section 121.091, Florida Statutes, permits employees eligible for normal retirement under the Plan to defer receipt of monthly benefit payments while continuing employment with an FRS participating employer. An employee may participate in DROP for a period not to exceed 96 months after electing to participate. During the period of DROP participation, deferred monthly benefits are held in the FRS Trust Fund and accrue interest. The net pension liability does not include amounts for DROP participants, as these members are considered

CHARLOTTE COUNTY, FLORIDA
 NOTES TO THE FINANCIAL STATEMENTS
 September 30, 2024

Note 19 Retirement Plans (continued)

Florida Retirement System (FRS) - Defined Benefit Pension Plans (continued)

FRS Pension Plan (continued)

retired and are not accruing additional pension benefits.

Benefits Provided. Benefits under the Plan are computed on the basis of age and/or years of service, average final compensation, and service credit. Credit for each year of service is expressed as a percentage of the average final compensation. For members initially enrolled before July 1, 2011, the average final compensation is the average of the five (5) highest fiscal years' earnings. For members initially enrolled on or after July 1, 2011, the average final compensation is the average of the eight (8) highest fiscal year's earnings. The total percentage value of the benefit received is determined by calculating the total value of all service, which is based on the retirement class to which the member belonged when the service credit was earned. Members are eligible for in-line-of-duty or regular disability and survivors' benefits. The following chart shows the percentage value for each year of service credit earned.

Class, Initial Enrollment, and Retirement Age/Years of Service	% Value
<i>Regular Class members initially enrolled before July 1, 2011</i>	
Retirement up to age 62 or up to 30 years of service	1.60
Retirement at age 63 or with 31 years of service	1.63
Retirement at age 64 or with 32 years of service	1.65
Retirement at age 65 or with 33 or more years of service	1.68
<i>Regular Class members initially enrolled on or after July 1, 2011</i>	
Retirement up to age 65 or up to 33 years of service	1.60
Retirement at age 66 or with 34 years of service	1.63
Retirement at age 67 or with 35 years of service	1.65
Retirement at age 68 or with 36 or more years of service	1.68
<i>Elected County Officers</i>	3.00
<i>Senior Management Service Class</i>	2.00
<i>Special Risk Regular</i>	
Service from December 1, 1970, through September 30, 1974	2.00
Service on and after October 1, 1974	3.00

As provided in Section 121.101, Florida Statutes, if the member is initially enrolled in the FRS before July 1, 2011, and all service credit was accrued before July 1, 2011, the annual cost-of-living adjustment is 3 percent per year. If the member is initially enrolled before July 1, 2011, and has service credit on or after July 1, 2011, there is an individually calculated cost-of-living adjustment. The annual cost-of-living adjustment is a proportion of 3 percent determined by dividing the sum of the pre-July 2011 service credit by the total service credit at retirement multiplied by 3 percent. Plan members initially enrolled on or after July 1, 2011, will not have a cost-of-living adjustment after retirement contributions. The Florida Legislature establishes contribution rates for participating employers and employees. Contribution rates during the 2023-24 fiscal year were as follows:

CHARLOTTE COUNTY, FLORIDA
NOTES TO THE FINANCIAL STATEMENTS
September 30, 2024

Note 19 Retirement Plans (continued)

Florida Retirement System (FRS) - Defined Benefit Pension Plans (continued)

FRS Pension Plan (continued)

<u>Class</u>	<u>10/1/2023 - 6/30/2024</u>		<u>7/1/2024 - 9/30/24</u>	
	<u>Percent of Gross Salary</u>		<u>Percent of Gross Salary</u>	
	<u>Employee</u>	<u>Employer(1)</u>	<u>Employee</u>	<u>Employer(1)</u>
FRS, Regular	3.00	13.57	3.00	13.63
FRS, Elected County Officers	3.00	58.68	3.00	58.68
FRS, Senior Management Service	3.00	34.52	3.00	34.52
FRS, Special Risk Regular	3.00	32.67	3.00	32.79
FRS, Special Risk Administrative	3.00	39.82	3.00	39.82
DROP - Applicable to Members from all of the Above Classes	0.00	21.13	0.00	21.13
FRS, Reemployed Retiree	(2)	(2)	(2)	(2)

Notes:

1. Employer rates include 2.00 percent for the postemployment health insurance subsidy for the period 10/1/23 - 6/30/24 and 2.00 percent for the period 7/1/24 - 9/30/24. Also, employer rates, other than for DROP participants, include 0.06 percent for administrative costs of the Investment Plan.
2. Contribution rates are dependent upon retirement class in which reemployed.

The County's contribution to the Plan totaled \$27,793,831 for the fiscal year ended September 30, 2024, excluding HIS plan contributions.

Pension Liabilities, Pension Expense, and Deferred Outflows of Resources and Deferred Inflows of Resources Related to Pensions. At September 30, 2024, the County reported a liability of \$184,874,593 for its proportionate share of the Plan's net pension liability. The net pension liability was measured as of June 30, 2024, and the total pension liability used to calculate the net pension liability was determined by an actuarial valuation as of July 1, 2024. The County's proportionate share of the net pension liability was based on the County's 2023-24 fiscal year contributions relative to the 2022-23 fiscal year contributions of all participating members. At June 30, 2024, the County's proportionate share was .48 percent, which is .01 less than its proportionate share measured as of June 30, 2023.

CHARLOTTE COUNTY, FLORIDA
NOTES TO THE FINANCIAL STATEMENTS
September 30, 2024

Note 19 Retirement Plans (continued)

Florida Retirement System (FRS) - Defined Benefit Pension Plans (continued)

FRS Pension Plan (continued)

For the fiscal year ended September 30, 2024, the County recognized pension expense of \$29,005,366. In addition, the County reported deferred outflows of resources and deferred inflows of resources related to pensions from the following sources:

Description	Deferred Outflows of Resources	Deferred Inflows of Resources
Differences between expected and actual experience	\$ 18,677,297	\$ -
Change of assumptions	25,338,753	-
Net difference between projected and actual earnings on FRS pension plan investments	-	(12,287,727)
Changes in proportion and differences between County FRS contributions and proportionate share of contributions	11,539,998	(9,272,894)
County FRS contributions subsequent to the measurement date	6,649,740	-
Total	<u>\$ 62,205,788</u>	<u>\$ (21,560,621)</u>

The deferred outflows of resources related to pensions totaling \$6,649,740, resulting from County contributions to the Plan subsequent to the measurement date, will be recognized as a reduction of the net pension liability in the fiscal year ended September 30, 2025. Other amounts reported as deferred outflows of resources and deferred inflows of resources related to pensions will be recognized in pension expense as follows:

Fiscal Year Ending September 30	Amount
2025	\$ (1,920,755)
2026	30,853,714
2027	3,581,744
2028	31,652
2029	1,449,072
Thereafter	-
	<u>\$ 33,995,427</u>

Actuarial Assumptions. The total pension liability in the July 1, 2024, actuarial valuation was determined using the following actuarial assumptions, applied to all periods included in the measurement:

Inflation	2.40 percent
Salary Increases	3.50 percent, average, including inflation
Investment rate of return	6.70 percent, net of pension plan investment expense, including inflation

Mortality rates were based on the PUB-2010 base table with Scale MP-2021.

The actuarial assumptions used in the July 1, 2024, valuation were based on the results of an actuarial experience study for the period July 1, 2018, through June 30, 2023.

CHARLOTTE COUNTY, FLORIDA
NOTES TO THE FINANCIAL STATEMENTS
September 30, 2024

Note 19 Retirement Plans (continued)

Florida Retirement System (FRS) - Defined Benefit Pension Plans (continued)

FRS Pension Plan (continued)

The long-term expected rate of return on pension plan investments was not based on historical returns, but instead is based on a forward-looking capital market economic model. The allocation policy's description of each asset class was used to map the target allocation to the asset classes shown below. Each asset class assumption is based on a consistent set of underlying assumptions, and includes an adjustment for the inflation assumption. The target allocation and best estimates of arithmetic and geometric real rates of return for each major asset class are summarized in the following table:

Asset Class	Target Allocation (1)	Annual Arithmetic Return	Compound Annual (Geometric) Return	Standard Deviation
Cash	1.00 %	3.30 %	3.30 %	1.10 %
Fixed income	29.00 %	5.70 %	5.60 %	3.90 %
Global equity	45.00 %	8.60 %	7.00 %	18.20 %
Real estate (property)	12.00 %	8.10 %	6.80 %	16.60 %
Private equity	11.00 %	12.40 %	8.80 %	28.40 %
Strategic investments	2.00 %	6.60 %	6.20 %	8.70 %
Total	100.00 %			

Assumed Inflation - Mean 2.40 % 1.50 %

Note: (1) As outlined in the Plan's investment policy

Discount Rate. The discount rate used to measure the total pension liability was 6.70 percent and 6.70 percent for the July 1, 2024 and 2023 actuarial valuation, respectively. The Plan's fiduciary net position was projected to be available to make all projected future benefit payments of current active and inactive employees. Therefore, the discount rate for calculating the total pension liability is equal to the long-term expected rate of return.

Sensitivity of the County's Proportionate Share of the Net Position Liability to Changes in the Discount Rate. The following presents the County's proportionate share of the net pension liability calculated using the discount rate of 6.70 percent, as well as what the County's proportionate share of the net pension liability would be if it were calculated using a discount rate that is 1 percentage-point lower (5.70 percent) or 1 percentage-point higher (7.70 percent) than the current rate of 6.70%:

	1% Decrease (5.70%)	Current Discount Rate (6.70%)	1% Increase (7.70%)
County's proportionate share of the net pension liability	\$325,187,936	\$ 184,874,593	\$ 67,332,408

CHARLOTTE COUNTY, FLORIDA
NOTES TO THE FINANCIAL STATEMENTS
September 30, 2024

Note 19 Retirement Plans (continued)

Florida Retirement System (FRS) - Defined Benefit Pension Plans (continued)

FRS Pension Plan (continued)

Pension Plan Fiduciary Net Position. Detailed information about the Plan's fiduciary net position is available in the separately issued FRS Pension Plan and Other State-Administered Systems Annual Comprehensive Financial Report.

Payables to the Pension Plan. The County reported a payable of \$1,975,367 for the outstanding amount of contributions to the Plan required for the fiscal year ended September 30, 2024.

HIS Pension Plan

Plan Description. The HIS Pension Plan (HIS Plan) is a cost-sharing multiple-employer defined benefit pension plan established under Section 112.363, Florida Statutes, and may be amended by the Florida Legislature at any time. The benefit is a monthly payment to assist retirees of State-administered retirement systems in paying their health insurance costs and is administered by the Florida Department of Management Services, Division of Retirement.

Benefits Provided. For the fiscal year ended September 30, 2024, eligible retirees and beneficiaries received a monthly HIS payment of \$7.50 for each year of creditable service completed at the time of retirement, with a minimum HIS payment of \$45 and a maximum HIS payment of \$225 per month, pursuant to Section 112.363, Florida Statutes. To be eligible to receive a HIS Plan benefit, a retiree under a State-administered retirement system must provide proof of health insurance coverage, which may include Medicare.

Contributions. The HIS Plan is funded by required contributions from FRS participating employers as set by the Florida Legislature. Employer contributions are a percentage of gross compensation for all active FRS members. From October 1, 2023 to September 30, 2024 the contribution rate was 2.00 percent of payroll. The County contributed 100 percent of its statutorily required contributions for the current and preceding 3 years. HIS Plan benefits are not guaranteed and are subject to annual legislative appropriation. In the event the legislative appropriation or available funds fail to provide full subsidy benefits to all participants, benefits may be reduced or canceled.

The County's contributions to the HIS Plan totaled \$3,280,781 for the fiscal year ended September 30, 2024.

Pension Liabilities, Pension Expense, and Deferred Outflows of Resources and Deferred Inflows of Resources Related to Pensions. At September 30, 2024, the County reported a net pension liability of \$56,798,322 for its proportionate share of the HIS Plan's net pension liability. The net pension liability was measured as of June 30, 2024 and the total pension liability used to calculate the net pension liability was determined by an actuarial valuation as of July 1, 2024. The County's proportionate share of the net pension liability was based on the County's 2023-24 fiscal year contributions relative to the total 2022-23 fiscal year contributions of all participating members. At June 30, 2024, the County's proportionate share was .38 percent, which is .02 less than its proportionate share measured as of June 30, 2023.

CHARLOTTE COUNTY, FLORIDA
NOTES TO THE FINANCIAL STATEMENTS
September 30, 2024

Note 19 Retirement Plans (continued)

HIS Pension Plan (continued)

For the fiscal year ended September 30, 2024, the County recognized HIS pension expense of \$2,837,421. In addition, the County reported deferred outflows of resources and deferred inflows of resources related to pensions from the following sources:

Description	Deferred Outflows of Resources	Deferred Inflows of Resources
Differences between expected and actual experience	\$ 548,426	\$ (109,061)
Change of assumptions	1,005,197	(6,724,193)
Net difference between projected and actual earnings on HIS pension plan investments	-	(20,542)
Changes in proportion and differences between County HIS contributions and proportionate share of HIS contributions	3,736,797	(3,093,600)
County contributions subsequent to the measurement date	782,473	-
Total	<u>\$ 6,072,893</u>	<u>\$ (9,947,396)</u>

The deferred outflows of resources, totaling \$782,473, was related to pensions resulting from County contributions to the HIS Plan subsequent to the measurement date will be recognized as a reduction of the net pension liability in the fiscal year ended September 30, 2025. Other amounts reported as deferred outflows of resources and deferred inflows of resources related to pensions will be recognized in pension expense as follows:

Fiscal Year Ending September 30	Amount
2025	\$ (426,792)
2026	(685,983)
2027	(1,365,634)
2028	(955,747)
2029	(905,483)
Thereafter	(317,337)
	<u>\$ (4,656,976)</u>

Actuarial Assumptions. The total pension liability in the July 1, 2024 actuarial valuation was determined using the following actuarial assumptions, applied to all periods included in the measurement:

Inflation	2.40 percent
Salary Increases	3.50 percent, average, including inflation
Municipal Bond Rate	3.93 percent

Mortality rates were based on the PUB-2010 base table with Scale MP-2021.

The actuarial assumptions used in the July 1, 2024 valuation were based on the results of an actuarial experience study for the period July 1, 2018, through June 30, 2023.

CHARLOTTE COUNTY, FLORIDA
NOTES TO THE FINANCIAL STATEMENTS
September 30, 2024

Note 19 Retirement Plans (continued)

HIS Pension Plan (continued)

Discount Rate. The discount rate used to measure the total pension liability was 3.93 percent and 3.65 percent for the July 1, 2024 and 2023 actuarial valuation, respectively. In general, the discount rate for calculating the total pension liability is equal to the single rate equivalent to discounting at the long-term expected rate of return for benefit payments prior to the projected depletion date. Because the HIS benefit is essentially funded on a pay-as-you-go basis, the depletion date is considered to be immediate, and the single equivalent discount rate is equal to the municipal bond rate selected by the FRS Actuarial Assumption Conference. The Bond Buyer General Obligation 20-Bond Municipal Bond Index was adopted as the applicable municipal bond index.

Sensitivity of the County's Proportionate Share of the Net Pension Liability to Changes in the Discount Rate. The following presents the County's proportionate share of the net pension liability calculated using the discount rate of 3.93 percent, as well as what the County's proportionate share of the net pension liability would be if it were calculated using a discount rate that is 1 percentage-point lower (2.93 percent) or 1 percentage-point higher (4.93 percent) than the current rate of 3.93%:

	1% Decrease (2.93%)	Current Discount Rate (3.93%)	1% Increase (4.93%)
County's proportionate share of the net pension liability	\$ 64,657,590	\$ 56,798,322	\$ 50,273,859

Pension Plan Fiduciary Net Position. Detailed information about the HIS Plan's fiduciary net position is available in the separately issued FRS Pension Plan and Other State Administered Systems Annual Comprehensive Financial Report.

Payables to the Pension Plan. The County reported a payable of \$152,491 for the outstanding amount of contributions to the HIS Plan required for the fiscal year ended September 30, 2024.

SUMMARY

The aggregate amount of net pension liability, related deferred outflows of resources and deferred inflows of resources and pension expense for the County's defined benefit pension plans are summarized below:

	FRS Plan	HIS Plan	Total
Net pension liability	\$ 184,874,593	\$ 56,798,322	\$ 241,672,915
Deferred outflows of resources related to pensions	62,205,788	6,072,893	68,278,681
Deferred inflows of resources related to pensions	(21,560,621)	(9,947,396)	(31,508,017)
Pension expense	29,005,366	2,837,421	31,842,787

CHARLOTTE COUNTY, FLORIDA
 NOTES TO THE FINANCIAL STATEMENTS
 September 30, 2024

Note 19 Retirement Plans (continued)

FRS - Defined Contribution Pension Plan

The SBA administers the defined contribution plan officially titled the FRS Investment Plan (Investment Plan). The Investment Plan is reported in the SBA's annual financial statements and in the State of Florida Annual Comprehensive Financial Report.

As provided in Section 121.4501, Florida Statutes, eligible FRS members may elect to participate in the Investment Plan in lieu of the FRS defined benefit plan. County employees participating in DROP are not eligible to participate in the Investment Plan. Employer and employee contributions, including amounts contributed to individual member's accounts, are defined by law, but the ultimate benefit depends in part on the performance of investment funds. Benefit terms, including contribution requirements, for the Investment Plan is funded with the same employer and employee contribution rates that are based on salary and membership class (Regular Class, Elected County Officers, etc), as the FRS defined benefit plan. Contributions are directed to individual member accounts, and the individual members allocate contributions and account balances among various approved investment choices. Costs of administering plan, including the FRS Financial Guidance Program, are funded through an employer contribution of 0.06 percent of payroll and by forfeited benefits of plan members. Allocations to the investment members' accounts during the 2023-24 fiscal year were as follows:

Class	Percent of Gross Compensation
FRS, Regular	11.30
FRS, Elected County Officers	16.34
FRS, Senior Management Service	12.67

For all membership classes, employees are immediately vested in their own contributions and are vested after 1 year of service for employer contributions and investment earnings. If an accumulated benefit obligation for service credit originally earned under the FRS Pension Plan is transferred to the Investment Plan, the member must have the years of service required for FRS Pension Plan vesting (including the service credit represented by the transferred funds) to be vested for these funds and the earnings on the funds. Nonvested employer contributions are placed in a suspense account for up to 5 years. If the employee returns to FRS-covered employment within the 5-year period, the employee will regain control over his or her account. If the employee does not return within the 5-year period, the employee will forfeit the accumulated account balance. For the fiscal year ended September 30, 2024, the information for the amount of forfeitures was unavailable from the SBA; however, management believes that these amounts, if any, would be immaterial to the County.

After termination and applying to receive benefits, the member may rollover vested funds to another qualified plan, structure a periodic payment under the Investment Plan, receive a lump-sum distribution, leave the funds invested for future distribution, or any combination of these options. Disability coverage is provided; the member may either transfer the account balance to the FRS Pension Plan when approved for disability retirement to receive guaranteed lifetime monthly benefits under the FRS Pension Plan, or remain in the Investment Plan and rely upon that account balance for retirement income.

The County's Investment Plan pension expense totaled \$8,120,669 for the fiscal year ended September 30, 2024.

CHARLOTTE COUNTY, FLORIDA
NOTES TO THE FINANCIAL STATEMENTS
September 30, 2024

Note 20 Other Postemployment Benefits Plan

Plan Description

In accordance with Section 112.0801, Florida Statutes, because the County provides medical plans to employees of the County and their eligible dependents, the County is also required to provide retirees the opportunity to participate in the group employee health plan. Although not required by Florida Law, the County has opted to pay a portion of the cost of such participation for retired County employees through a single employer defined benefit plan (the “Plan”).

Retired employees (retired on or after 1/1/2004) of the Board of County Commissioners; Clerk of the Circuit Court; Property Appraiser; Supervisor of Elections; and Tax Collector, (the “Agencies”) who retire after 30 years of service, or after the age of 55 with eight years, or six years prior to October 1, 2012, of credited service with the County, and who had continuous medical coverage verified annually, are entitled to participation in the Plan. Currently, for retired employees who have completed 20 years of service with the Agencies who are collecting FRS monthly benefit plans, the health benefit under the Plan provides for the Agencies to contribute a per month supplement. The monthly supplement for eligible non-IAFF (International Association of Fire Fighters) retirees retired before October 1, 2008, is \$5.00 per year of service up to \$150.00 per month. The monthly supplement for eligible non-IAFF retirees retiring on or after October 1, 2008, is \$10.00 per year of service up to \$300.00 per month. The monthly supplement for eligible IAFF retirees retired before January 23, 2008, is \$5.00 per year of service up to \$150.00 per month. The monthly supplement for eligible IAFF retirees retiring on or after January 23, 2008, is \$20.00 per year of service up to \$600.00 per month. The monthly supplement is applied to health premium costs purchased from the Agencies. All retirees retiring after January 23, 2008, covered on another plan may elect to receive a monthly check. All supplements cease when the retiree becomes eligible for Medicare. Dependent coverage is available at full premium cost.

The Charlotte County Sheriff’s Office, under a separate plan from the Agencies, contributes 100% of the active health premiums up to age 65 for retirees participating in the group health plan who completed at least 25 years of service with the Sheriff’s office. Retirees are then required to reimburse the Sheriff a \$133 monthly subsidy provided by the Florida Retirement System.

Retirees who worked less than 25 years with the Sheriff’s office and are participating in the group health plan are required to contribute 100% of active premiums. An employer-provided implicit subsidy for the health plan will still exist for these participants.

All retirees may elect coverage in the dental and/or vision plans offered by the Sheriff’s office. However, they must contribute 100% of the active premium rates. Spouse coverage is available, as well, at the active premium rates.

Membership

As of September 30, 2024, membership consisted of:

	<u>Agencies</u>	<u>Sheriff</u>
Inactive employees or beneficiaries currently receiving benefit payments	95	60
Inactive employees entitled to, but not yet, receiving benefit payments	-	-
Active employees	1,425	631
Total	1,520	691

CHARLOTTE COUNTY, FLORIDA
 NOTES TO THE FINANCIAL STATEMENTS
 September 30, 2024

Note 20 Other Postemployment Benefits Plan (continued)

Funding Policy

Funding for the Plan is on a pay-as-you-go basis from the County’s general assets when due. There is no separate trust through which benefits for retirees are funded. No assets are currently accumulated or earmarked for this purpose.

Total OPEB Liability

The Agencies had an actuarial valuation dated October 1, 2022. The Sheriff had an actuarial valuation with a October 1, 2023 measurement date.

The County's total OPEB liability was determined using the following actuarial methods, assumptions and other inputs, applied to all periods included in the measurement, unless otherwise specified.

The Actuarial Methods are:

	Agencies		Sheriff	
Actuarial Cost Method	Entry Age Unfunded		Entry Age Unfunded	
Asset Valuation Method	Entry Age Unfunded		Entry Age Unfunded	
Actuarial Assumptions:				
Discount Rate	4.63%	(1)	4.06%	(1)
Projected Salary Increases	3.4%-8.2%		6.00%	
Healthcare Cost Trend Rates	5.90%	(2)	8.50%	(3)
Price Inflation Rate	2.40%	(4)	2.50%	(4)

Actuarial valuations of an ongoing plan involve estimates of the value of reported amounts and assumptions about the probability of occurrence of events far into the future. Examples include assumptions about future employment, mortality and the healthcare cost trend. Calculations for financial reporting purposes are based on the benefits provided under terms of the substantive plan (the plan as understood by the employer and the plan members) in effect at the time of each valuation and on the pattern of sharing of costs between the employer and plan members to that point. The projection of benefits for financial reporting purposes does not explicitly incorporate the potential effects of legal or contractual funding limitations on the pattern of cost sharing between the employer and plan members in the future. Actuarial calculations reflect a long-term perspective. Consistent with the perspective, actuarial methods and assumptions used include techniques that are designed to reduce the effects of short-term volatility in actuarial accrued liabilities and the actuarial value of assets.

- (1) As required by GASB Statement No. 75, this rate is equal to the tax-exempt municipal bond rate based on an index of 20 year general obligation bonds with an average AA credit rating as of the measurement date.
- (2) Based on the Getzen Model starting at 5.9% gradually decreasing to an ultimate rate of 3.8% in 2041.
- (3) Initial rate of 8.5% in fiscal 2024, then 7.9% in fiscal 2025, grading down to the ultimate trend rate of 3.45% in fiscal 2075.
- (4) Not explicitly used in the valuation except for future projections. Provided for informational purposes only.

Mortality rates for the Agencies and Sheriff are based on the PUB-2010 mortality tables. All mortality rates are those outlined in the previous FRS actuarial valuation reports.

CHARLOTTE COUNTY, FLORIDA
NOTES TO THE FINANCIAL STATEMENTS
September 30, 2024

Note 20 Other Postemployment Benefits Plan (continued)

Changes in the Total OPEB Liability

The total OPEB liability as of September 30, 2024 was as follows:

	<u>Agencies</u>	<u>Sheriff</u>	<u>Total</u>
Total OPEB Liability at 9/30/23	\$10,099,585	\$ 36,656,049	\$ 46,755,634
Changes for the year:			
Service cost	515,924	1,832,671	2,348,595
Interest	449,973	1,775,982	2,225,955
Benefit changes	881,007	-	881,007
Difference between Actual and Expected Experience	-	(1,331,274)	(1,331,274)
Changes of assumptions or other inputs	(159,533)	(3,439,359)	(3,598,892)
Benefit payments	<u>(786,164)</u>	<u>(1,395,880)</u>	<u>(2,182,044)</u>
Net changes	<u>901,207</u>	<u>(2,557,860)</u>	<u>(1,656,653)</u>
 Total OPEB Liability at 9/30/24	 <u>\$11,000,792</u>	 <u>\$ 34,098,189</u>	 <u>\$ 45,098,981</u>

Changes in assumptions or other inputs reflect a change in the discount rate from 4.40% to 4.63% for all Agencies and a change from 4.87% to 4.06% for the Sheriff based on the two separate actuarial reports obtained.

Sensitivity of the Total OPEB Liability to Changes in Discount Rate

The following presents the total OPEB liability of the Agencies, as well as what the Agencies' total OPEB liability would be if it were calculated using a discount rate that is one percentage point lower (3.63%) or one percent point higher (5.63%) than the current discount rate of 4.63%:

	1% Decrease (3.63%)	Current Discount Rate (4.63%)	1% Increase (5.63%)
Total OPEB Liability	\$ 11,855,834	\$ 11,000,792	\$ 10,204,463

The following presents the total OPEB liability of the Sheriff, as well as what the Sheriff's total OPEB liability would be if it were calculated using a discount rate that is one percentage point lower (3.06%) or one percent point higher (5.06%) than the current discount rate of 4.06%:

	1% Decrease (3.06%)	Current Discount Rate (4.06%)	1% Increase (5.06%)
Total OPEB Liability	\$ 37,067,621	\$ 34,098,189	\$ 31,396,477

CHARLOTTE COUNTY, FLORIDA
 NOTES TO THE FINANCIAL STATEMENTS
 September 30, 2024

Note 20 Other Postemployment Benefits Plan (continued)

Sensitivity of the Total OPEB Liability to Changes in Healthcare Cost Trend Rate

The following presents the total OPEB liability of the Agencies, as well as what the Agencies' total OPEB liability would be if it were calculated using a "healthcare cost trend rate" that is one percentage point lower (4.90% to 2.80%) or one percentage point higher (6.90% to 4.8%) than the current healthcare cost trend rate of 5.90% to 3.80%:

	1% Decrease 4.9% to 2.8%	Current Trend Rate 5.9% to 3.8%	1% Increase 6.9% to 4.8%
Total OPEB Liability	\$ 10,083,386	\$ 11,000,792	\$ 12,099,052

The following presents the total OPEB liability of the Sheriff, as well as what the Sheriff's total OPEB liability would be if it were calculated using a "healthcare cost trend rate" that is one percentage point lower (2.45% to 7.50%) or one percentage point higher (4.45% to 9.50%) than the current healthcare cost trend rate of 3.45% to 8.50%.

	1% Decrease 2.45% to 7.50%	Current Trend Rate 3.45% to 8.50%	1% Increase 4.45% to 9.50%
Total OPEB Liability	\$ 30,050,269	\$ 34,098,189	\$ 38,897,293

CHARLOTTE COUNTY, FLORIDA
NOTES TO THE FINANCIAL STATEMENTS
September 30, 2024

Note 20 Other Postemployment Benefits Plan (continued)

OPEB Expense & Deferred Outflow of Resources & Deferred Inflow of Resources Related to OPEB

For the year ended September 30, 2024, the Agencies recognized OPEB expense of \$1,754,774. At September 30, 2024, the Agencies reported deferred outflows of resources and deferred inflow of resources related to OPEB from the following sources:

	Deferred Outflows of Resources	Deferred Inflows of Resources
Difference between actual and expected experience	\$ 1,198,513	\$ 707,905
Change of assumptions or other inputs	777,237	1,860,845
Amounts paid by the County for OPEB benefits and administrative expenses subsequent to the measurement date of October 1, 2023	767,425	-
Total	\$ 2,743,175	\$ 2,568,750

For the year ended September 30, 2024, the Sheriff recognized OPEB expense of \$2,764,788. At September 30, 2024, the Sheriff reported deferred outflows of resources and deferred inflow of resources related to OPEB from the following sources:

	Deferred Outflows of Resources	Deferred Inflows of Resources
Differences between expected and actual experience	\$ 8,981	\$ 1,344,253
Changes of assumptions or other inputs	4,926,351	12,272,635
	\$ 4,935,332	\$ 13,616,888

Amounts reported as deferred outflows of resources related to amounts paid by the County for OPEB benefits and administrative expenses subsequent to the measurement date of October 1, 2023 will be recognized in OPEB expense in the fiscal year ended September 30, 2025 and all other deferred outflows of resources and deferred inflows of resources related to OPEB will be recognized in OPEB expenses as follows:

Year ended September 30:	Agencies	Sheriff
2025	\$ (97,030)	\$ (855,518)
2026	(97,030)	(689,675)
2027	(92,178)	(890,579)
2028	(67,712)	(890,579)
2029	(55,870)	(890,579)
Thereafter	(183,180)	(4,464,626)

CHARLOTTE COUNTY, FLORIDA
NOTES TO THE FINANCIAL STATEMENTS
September 30, 2024

Note 21 Risk Management

The County is exposed to various risks of loss related to tort; theft of, damage to, and destruction of assets; errors and omissions; injuries to employees; and natural disasters. During the fiscal years 1980 and 1987, the County established the Self Insurance and Health Insurance Funds, respectively included in the financial statements as internal service funds, to account for and finance its uninsured risks of loss. Under these programs, the Self Insurance Fund provides coverage for up to a maximum of \$300,000 for each worker's compensation claim, \$350,000 for each general liability claim, \$5,000 for all other perils other than windstorm per location per loss and a 3% windstorm deductible per location per loss. The County purchases commercial insurance for claims in excess of coverage provided by the funds and for all other risks of loss. The excess coverage for general liability is \$1,500,000 and for property is \$150,000,000. Workers' Compensation is provided pursuant to Statutory requirements and includes Employer Liability of \$1,000,000.

In April of 2009, the County opened an employee health center for use by employees participating in the County's Health Insurance Program. The main purpose was to help contain health insurance costs. In August of 2011, the County became self-insured for its health insurance. Under this program, the Health Insurance Trust Fund provides coverage for up to \$1,000,000 per claim. The County has excess medical insurance to pay for claim costs that exceed this amount. Fees in the amount of \$1,734,180 were paid to Cigna Healthcare to administer health insurance claims. Health insurance claims incurred, but not reported of \$3,147,261, were accrued in the health insurance trust fund as of September 30, 2024. The amount accrued was obtained from the health insurance actuary report. This report is available upon request from the County's Risk Management Department.

All funds and Constitutional Officers of the County, with the exception of the Sheriff, participate in the programs and make payments to the Self Insurance and Health Insurance Funds based on actuarial estimates of the amounts needed to pay prior and future year claims, which is attributable to expected claim payments exceeding funds available. The claims liability of \$3,799,000 in the Self Insurance Fund and \$3,147,261 in the Health Insurance Trust Fund reported at September 30, 2024 is based on the requirements of Governmental Accounting Standards Board Statement No. 10, Accounting and Financial Reporting for Risk Financing and Related Insurance Issues, which requires that a liability for claims be reported if information prior to the issuance of the financial statements indicates that it is probable that a liability has been incurred at the date of the financial statements and the amount of the loss can be reasonably estimated. Changes in the self-insurance claims liability amounts in fiscal year 2023 and 2024, are based on an actuarial review at a confidence level of 70% and discounted to present value at an assumed investment yield rate of 4.0% per annum. Changes in the health insurance claims liability amounts for the same periods are the actuarially determined undiscounted amounts.

Settled claims have not exceeded the commercial coverage in any of the past three fiscal years and there has not been a significant reduction in coverage from that of the previous fiscal year.

CHARLOTTE COUNTY, FLORIDA
NOTES TO THE FINANCIAL STATEMENTS
September 30, 2024

Note 21 Risk Management (continued)

Reconciliation of claims liabilities:

	<u>Self Insurance</u>	<u>Board Health Insurance</u>	<u>Sheriff Health Insurance</u>	<u>Total Insurance</u>
Balance at October 1, 2022	\$ 4,164,000	\$ 2,339,988	\$ 1,913,000	\$ 8,416,988
Current Year Claims and Changes in Estimates	1,388,523	33,000,385	12,454,169	46,843,077
Claim Payments	<u>(1,432,523)</u>	<u>(32,096,718)</u>	<u>(12,613,169)</u>	<u>(46,142,410)</u>
Balance at September 30, 2023	4,120,000	3,243,655	1,754,000	9,117,655
Current Year Claims and Changes in Estimates	1,008,493	32,993,927	11,354,012	45,356,432
Claim Payments	<u>(1,329,493)</u>	<u>(33,090,321)</u>	<u>(10,319,012)</u>	<u>(44,738,826)</u>
Balance at September 30, 2024	<u>\$ 3,799,000</u>	<u>\$ 3,147,261</u>	<u>\$ 2,789,000</u>	<u>\$ 9,735,261</u>

The Sheriff participates in the Statewide Florida Sheriff's Self-Insurance Fund. The fund is managed by representatives of the participating Florida Sheriff's offices and provides professional and automobile liability insurance to participating offices. The Florida Sheriff's Self-Insurance Fund provides liability insurance coverage subject to the following limitations: \$5,000,000 per occurrence and an aggregate of \$10,000,000 ultimate net loss per sheriff during any policy period.

Premiums charged to participating sheriffs are based upon amounts believed by management of the fund to meet the required annual payout during the fiscal year and to pay for the estimated operating costs of the program. For fiscal year ended September 30, 2024, the Sheriff was charged \$995,900 for the self-insurance program.

The Sheriff participates in the Countywide self-insurance program for property liability. For fiscal year ended September 30, 2024, the Sheriff's portion for the self-insurance program, paid by the Board of County Commissioners, was \$775,799.

The Sheriff participates in the Florida Sheriff's Workers' Compensation Self-Insurance Fund. The fund is managed by representatives of participating Florida Sheriff's offices. The total cost for fiscal year ended September 30, 2024 was \$1,746,431.

The Sheriff is self insured for health insurance. The plan is administered by an independent third party that processes the claims. The Sheriff pays the administrator for actual claims and their administrative fee. During the fiscal year, the Sheriff incurred expenses totaling \$13,318,552. In addition to the Self-Insured Plan, the Sheriff and the Charlotte County Board of County Commissioners share expenses in an Employee Health Center Program. This program was developed in hopes to lower healthcare claims for medical services, reduce prescription cost and to mitigate future high cost claims risk. Effectively redirecting claims cost from our medical plan to the clinic will result in a two year net savings after operating costs. The Sheriff and Board of County Commissioners have contracted with Crowne Consulting Group to operate this facility.

The Sheriff purchases commercial stop loss insurance for claims in excess of \$125,000 per person. Total premiums paid during the fiscal year for stop loss coverage totaled \$1,397,727.

The Sheriff purchases canine liability, aircraft and marine, life, and disability, independently of the aforementioned self-insurance programs, through third party insurance carriers.

CHARLOTTE COUNTY, FLORIDA
NOTES TO THE FINANCIAL STATEMENTS
September 30, 2024

Note 22 Commitments and Contingencies

The County is currently receiving, and has received in the past, grants which are subject to special compliance audits by the grantor agency and which, upon audit, may result in a request for reimbursement due to disallowed expense amounts. These amounts, if any, constitute a contingent liability of the County. Accordingly, such liabilities are not reflected within the basic financial statements. The County does not believe any contingent liabilities are material.

The County is currently involved in multiple construction projects in which material commitments for future services have been made. The following are projects in which these obligations have been contracted:

	Committed	Payments
Bridges	\$14,815,740	\$ 8,788,566
Buildings	18,359,751	66,513,074
Dredging	5,987,667	4,719,541
Parks	32,997,152	18,418,231
Paving	34,186,818	13,823,251
Sidewalks	8,006,884	3,985,622
Stormwater	3,862,974	1,915,274
Water/Sewer Improvements	143,316,498	30,835,557
Widening	7,940,447	3,498,312

The County currently has significant encumbrances for the governmental funds. These encumbrances include commitments for future expenditures, based on purchase orders or contracts, where the goods or services have been ordered but not received. They do not include construction contracts as they are listed above.

Major Funds	Encumbrances
General Fund	\$ 4,131,936
Charlotte Public Safety	500,688
Street and Drainage Districts	1,508,074
Sales Tax Extensions	10,885,382
Hurricane Funds	4,637,082
Nonmajor Funds	Encumbrances
Other Governmental Funds	\$ 29,574,516

There are a number of pending lawsuits in which the County is involved. Although the outcome is not readily determinable, resolution of these matters is not expected to have an adverse effect on the financial condition of the County.

Subsequent to year end, significant funding cuts have been implemented by the U.S. Government. It is unclear at this time what impact, if any, these actions may have on the County.

Note 23 Miscellaneous Revenues

Miscellaneous revenues in Governmental Activities are composed primarily of contributions and donations from private sources, settlements and sale of land. For the year ending September 30, 2024, the County recognized \$22,903,529 in miscellaneous revenue.

CHARLOTTE COUNTY, FLORIDA
NOTES TO THE FINANCIAL STATEMENTS
September 30, 2024

Note 24 Recognition of Closure and Post Closure Cost

Federal and State laws require final cover and closure as well as post closure care of the Charlotte County Zemel Road Landfill. Closure cost estimates, including final cover, anticipated costs of equipment and facilities constructed near or after closure and thirty years of monitoring and maintenance costs, subsequent to closing, amount to \$26,791,649. The estimated life of the landfill, and other factors, may change due to population growth, disposal rates, types of material disposed and other changes in landfill technology. A portion of these costs are reported each period as operating expense based on landfill capacity used as of each balance sheet date.

Landfill capacity of approximately 81.59% has been used to date. The closure cost of \$21,859,902 for this capacity is reflected as a liability at September 30, 2024. Closure and post closure costs of \$4,931,747 remain to be recognized in the estimated 6 years of the remaining useful life.

The Landfill is required by Rule 62-701.630(5)(c) of the Florida Administrative Code to make annual contributions to an interest bearing cash reserve fund. Management believes the Landfill is in compliance with these requirements as of September 30, 2024, with restricted cash and investments of \$19,584,432 held for the purpose of closing the landfill in 2030. In the event closure escrows and interest earnings prove inadequate due to inflation, changes in technology or additional closure/post closure requirements, these costs may need to be covered by charges to future landfill users. The activity in the escrow account for the year ended September 30, 2024 is as follows:

Beginning Balance 9/30/2023	\$ 17,907,009
Deposits	917,988
Interest Earned	759,435
Ending Balance 9/30/2024	\$ 19,584,432

Note 25 Expenditures in Excess of Appropriations

The following funds had expenditures in excess of appropriations for the fiscal year ended September 30, 2024.

Radio Communications - The \$112,809 in excess expenditures over appropriations is due to unbudgeted radio replacements.

Affordable Housing Trust Fund - The fund had expenditures in excess of appropriations in the amount of \$397,725 due the issuance of a subsidy award granted by the Charlotte HOME program.

Impact Fees Trust - The \$69,707 in excess of expenditures over appropriations is due to higher than anticipated commissioner fees.

CARES Act Fund - The fund had expenditures in excess of appropriations in the amount of \$535,158 due to unbudgeted payments for Intergrated Response for Intervention and Support (I.R.I.S.).

CHARLOTTE COUNTY, FLORIDA
NOTES TO THE FINANCIAL STATEMENTS
September 30, 2024

Note 26 Fund Balance Classification

A detailed schedule of governmental fund balances at September 30, 2024 is as follows:

	General Fund	Charlotte Public Safety	Street and Drainage Districts Maintenance	Sales Tax Extension Funds	Hurricane Funds	Clerk	Other Governmental Funds	Total Governmental Funds
Nonspendable:								
Inventory	\$ -	\$ -	\$ -	\$ -	\$ -	\$ -	\$ 3,936,294	\$ 3,936,294
Prepays	921,021	8,012	-	-	-	-	784,569	1,713,602
Total Nonspendable Fund Balance	921,021	8,012	-	-	-	-	4,720,863	5,649,896
Restricted:								
Beach Renourishment	-	-	-	-	-	-	13,052,018	13,052,018
Building Department Activities	-	-	-	-	-	-	17,377,212	17,377,212
Capital Improvements	-	-	-	-	-	-	87,261,622	87,261,622
Court Programs	-	-	-	-	-	5,922,114	-	5,922,114
Culture & Recreation	-	-	-	-	-	-	350,052	350,052
Drivers Education	-	-	-	-	-	-	81,545	81,545
Drug Abuse	-	-	-	-	-	-	104,715	104,715
Environmental Programs	-	-	-	-	-	-	3,898,875	3,898,875
Human Services	-	-	-	-	-	-	16,150,071	16,150,071
Grants	-	-	-	-	-	-	4,284,030	4,284,030
IT Equipment Replacement	685,793	-	-	-	-	-	-	685,793
Law Enforcement	-	-	-	-	-	-	332,798	332,798
Public Safety	-	6,511,153	-	-	-	-	4,041,190	10,552,343
Sales Tax Projects	-	-	-	55,039,185	-	-	-	155,039,185
Stormwater Utilities	-	-	-	-	-	-	31,472,188	31,472,188
Street/Drainage - Maintenance	-	-	90,623,167	-	-	-	-	90,623,167
Stadium	-	-	-	-	-	-	96,262	96,262
Street Lighting	-	-	-	-	-	-	9,821,803	9,821,803
Tourism	-	-	-	-	-	-	12,527,393	12,527,393
Transportation	-	-	-	-	-	-	63,970	63,970
Vehicle Replacement	4,350,529	-	-	-	-	-	-	4,350,529
Waterway Maintenance	-	-	-	-	-	-	6,425,253	6,425,253
Total Restricted Fund Balance	5,036,322	6,511,153	90,623,167	155,039,185	-	5,922,114	207,340,997	470,472,938

Note 26 Fund Balance Classification (continued)

	General Fund	Charlotte Public Safety	Street and Drainage Districts Maintenance	Sales Tax Extension Funds	Hurricane Funds	Clerk	Other Governmental Funds	Total Governmental Funds
Committed:								
Beach Renourishment	-	-	-	-	-	-	1,586,219	1,586,219
Capital Improvements	-	-	-	-	-	-	40,941,214	40,941,214
Environmental Programs	375,000	-	-	-	-	-	7,184,219	7,559,219
Fire/EMS Services	-	-	-	-	-	-	1,058,990	1,058,990
Human Services	-	-	-	-	-	-	35,536	35,536
Public Safety	-	2,463	-	-	-	-	15,476	17,939
Redevelopment	-	-	-	-	-	-	18,467,099	18,467,099
Road Improvement	-	-	-	-	-	-	370,133	370,133
Sales Tax Project	-	-	-	729,480	-	-	-	729,480
Stadium	-	-	-	-	-	-	-	133,806
Waterway Maintenance	-	-	-	-	-	-	275,913	275,913
Total Committed Fund Balance	375,000	2,463	-	729,480	-	-	70,068,605	71,175,548
Assigned:								
Beach Renourishment	-	-	-	-	-	-	12,484,887	12,484,887
Building Department Activities	-	-	-	-	-	-	6,188,899	6,188,899
Capital Improvements	-	-	-	-	-	-	37,354,280	37,354,280
Court Programs	-	-	-	-	-	1,919,246	604,074	2,523,320
Culture and Recreation	-	-	-	-	-	-	411,167	411,167
Debt Service	-	-	-	-	-	-	4,158,934	4,158,934
Donations	22,284	-	-	-	-	-	-	22,284
Drivers Education Programs	-	-	-	-	-	-	46,249	46,249
Drug Abuse Treatment & Education	-	-	-	-	-	-	309,517	309,517
Environmental Programs	1,581,989	-	-	-	-	-	1,938,286	3,520,275
Equipment Replacement	1,007,668	-	-	-	-	-	-	1,007,668
Fire/EMS Services	-	-	-	-	-	-	10,934,422	10,934,422
Future Outlay - Sheriff	-	-	-	-	-	-	7,115,089	7,115,089
Grants	-	-	-	-	-	-	2,571,616	2,571,616
Human Services	-	-	-	-	-	-	1,166,480	1,166,480
IT Equipment Replacement	57,608	-	-	-	-	-	-	57,608
Law Enforcement	-	-	-	-	-	-	94,605	94,605
Public Safety	-	12,503,212	-	-	-	-	1,610	12,504,822

Note 26 Fund Balance Classification (continued)

	General Fund	Charlotte Public Safety	Street and Drainage Districts Maintenance	Sales Tax Extension Funds	Hurricane Funds	Clerk	Other Governmental Funds	Total Governmental Funds
Radio Communications	-	-	-	-	-	-	603,194	603,194
Road Improvements	-	-	-	-	-	-	18,271,054	18,271,054
Sales Tax Projects	-	-	-	19,016,681	-	-	-	19,016,681
Stadium	-	-	-	-	-	-	78,649	78,649
Stormwater Utilities	-	-	-	-	-	-	7,969,915	7,969,915
Street/Drainage - Maintenance	-	-	31,000,888	-	-	-	-	31,000,888
Street Lighting	-	-	-	-	-	-	1,099,978	1,099,978
Tourism	-	-	-	-	-	-	2,078,597	2,078,597
Transportation	-	-	-	-	-	-	9,820,613	9,820,613
Vehicle Replacement	1,765,305	-	-	-	-	-	-	1,765,305
Waterway Maintenance	-	-	-	-	-	-	5,172,580	5,172,580
Other Expenditures	8,720,174	-	-	-	-	-	-	8,720,174
Total Assigned Fund Balance	<u>13,155,028</u>	<u>12,503,212</u>	<u>31,000,888</u>	<u>19,016,681</u>	<u>-</u>	<u>1,919,246</u>	<u>130,474,695</u>	<u>208,069,750</u>
Unassigned Fund Balance	137,793,627	-	-	-	(87,721,809)	-	(2,614,318)	47,457,500
Total Fund Balance	<u>\$ 157,280,998</u>	<u>\$ 19,024,840</u>	<u>\$ 121,624,055</u>	<u>\$ 174,785,346</u>	<u>\$ (87,721,809)</u>	<u>\$ 7,841,360</u>	<u>\$ 409,990,842</u>	<u>\$ 802,825,632</u>

CHARLOTTE COUNTY, FLORIDA
REQUIRED SUPPLEMENTARY INFORMATION
OTHER POSTEMPLOYMENT BENEFITS PLAN

SCHEDULE OF CHANGES IN TOTAL OPEB LIABILITY & RELATED RATIOS

	<u>2024</u>		<u>2023</u>	
	<u>Agencies</u>	<u>Sheriff</u>	<u>Agencies</u>	<u>Sheriff</u>
Total OPEB Liability				
Service Cost	\$ 515,924	\$ 1,832,671	\$ 543,059	\$ 1,936,499
Interest	449,973	1,775,982	225,735	1,710,963
Changes of Benefit Terms	881,007	-	-	-
Differences between expected & actual experience	-	(1,331,274)	1,459,059	(315,575)
Changes of Assumptions and other inputs	(159,533)	(3,439,359)	(1,594,733)	-
Benefit payments	(786,164)	(1,395,880)	(592,789)	(1,203,156)
Net change in total OPEB liability	<u>901,207</u>	<u>(2,557,860)</u>	<u>40,331</u>	<u>2,128,731</u>
Total OPEB liability - beginning	<u>10,099,585</u>	<u>36,656,049</u>	<u>10,059,254</u>	<u>34,527,318</u>
Total OPEB liability - ending	<u>\$ 11,000,792</u>	<u>\$ 34,098,189</u>	<u>\$ 10,099,585</u>	<u>\$ 36,656,049</u>
Covered employee payroll	\$ 92,764,531	\$ 46,262,625	\$ 92,652,508	\$ 38,826,440
Total OPEB liability as a percentage of covered employee payroll	11.86 %	73.71 %	10.90 %	94.41 %

Notes to Schedule:

The Agencies and Sheriff are two separate OPEB plans. No assets are accumulated in a trust that meets the criteria in GASB Statment 75, Paragraph 4.

Changes of assumptions. Changes of assumptions and other inputs reflect the effects of changes in the discount rate each period. The following are the discount rates used in each period:

	<u>Agencies</u>	<u>Sheriff</u>
For the period ended 9/30/2024	4.63%	4.06%
For the period ended 9/30/2023	4.40%	4.87%
For the period ended 9/30/2022	2.19%	4.77%
For the period ended 9/30/2021	2.43%	2.43%
For the period ended 9/30/2020	2.74%	2.14%
For the period ended 9/30/2019	3.83%	3.58%
For the period ended 9/30/2018	3.50%	4.18%

NOTE: Data was unavailable prior to 2018

2022		2021		2020		2019	
Agencies	Sheriff	Agencies	Sheriff	Agencies	Sheriff	Agencies	Sheriff
\$ 515,307	\$ 3,259,844	\$ 541,291	\$ 3,208,307	\$ 441,413	\$ 2,668,864	\$ 467,478	\$ 1,917,287
241,976	1,107,193	297,746	936,834	379,467	1,117,191	346,471	1,107,871
-	-	-	-	-	-	-	-
-	(208,725)	(535,396)	-	-	-	(1,019,369)	-
154,473	(11,521,674)	(566,056)	(1,156,230)	675,855	9,049,089	855,217	1,607,225
(586,627)	(1,235,971)	(653,182)	(857,937)	(620,785)	(474,532)	(610,186)	(651,490)
325,129	(8,599,333)	(915,597)	2,130,974	875,950	12,105,573	39,612	3,980,893
<u>9,734,125</u>	<u>43,126,651</u>	<u>10,649,722</u>	<u>40,995,677</u>	<u>9,773,772</u>	<u>28,890,104</u>	<u>9,734,160</u>	<u>24,909,211</u>
<u>\$ 10,059,254</u>	<u>\$ 34,527,318</u>	<u>\$ 9,734,125</u>	<u>\$ 43,126,651</u>	<u>\$ 10,649,722</u>	<u>\$ 40,995,677</u>	<u>\$ 9,773,772</u>	<u>\$ 28,890,104</u>
\$ 77,844,708	\$ 33,075,133	\$ 76,130,643	\$ 37,950,862	\$ 73,419,870	\$ 37,316,638	\$ 69,734,339	\$ 35,001,090
12.92 %	104.39 %	\$ 12.79	113.64 %	14.51 %	109.86 %	14.02 %	84.46 %

2018

<u>Agencies</u>	<u>Sheriff</u>
\$ 485,792	\$ 2,003,408
309,015	932,160
-	-
-	-
(237,578)	(1,326,715)
<u>(606,347)</u>	<u>(604,631)</u>
(49,118)	1,004,222
<u>9,783,278</u>	<u>23,904,989</u>
<u>\$ 9,734,160</u>	<u>\$ 24,909,211</u>
\$ 65,246,140	\$ 31,150,874
14.92 %	79.96 %

CHARLOTTE COUNTY, FLORIDA
 SCHEDULE OF COUNTY CONTRIBUTIONS
 FRS PENSION PLAN
 Last Ten Fiscal Years
 For the Fiscal Year Ended September 30, 2024

	<u>2024</u>	<u>2023</u>	<u>2022</u>
Contractually required contribution	27,793,831	23,934,149	16,998,292
Contributions in relation to the contractually required contribution	<u>(27,793,831)</u>	<u>(23,934,149)</u>	<u>(16,998,292)</u>
County's covered payroll	117,491,761	112,862,792	98,427,088
Contributions as a percentage of covered payroll	23.66 %	21.21 %	17.27 %

<u>2021</u>	<u>2020</u>	<u>2019</u>	<u>2018</u>	<u>2017</u>	<u>2016</u>	<u>2015</u>
15,201,462	13,986,043	12,402,516	11,221,580	11,684,212	12,005,898	8,383,621
<u>(15,201,462)</u>	<u>(13,986,043)</u>	<u>(12,402,516)</u>	<u>(11,221,580)</u>	<u>(11,684,212)</u>	<u>(12,005,898)</u>	<u>(8,383,621)</u>
93,524,363 16.00 %	90,322,703 15.48 %	85,820,090 14.45 %	81,353,588 13.79 %	78,361,733 14.00%	77,262,180 15.00 %	71,077,363 11.79 %

CHARLOTTE COUNTY, FLORIDA
 SCHEDULE OF THE COUNTY'S PROPORTIONATE SHARE OF THE NET PENSION LIABILITY
 FRS PENSION PLAN
 Last Ten Fiscal Years
 For the Fiscal Year Ended September 30, 2024

	<u>2024</u>	<u>2023</u>	<u>2022</u>	<u>2021</u>
County's proportion of the net pension liability	0.48 %	0.49 %	0.45 %	0.45 %
County's proportionate share of the net pension liability	\$ 184,874,593	\$ 195,446,023	\$ 166,696,297	\$ 34,338,479
County's covered payroll	\$ 114,634,194	\$ 112,982,149	\$ 95,265,314	\$ 92,268,164
County's proportionate share of the net pension liability as a percentage of its covered payroll	161.27 %	172.99 %	174.98 %	37.22 %
Plan fiduciary net position as a percentage of the total pension liability	83.70 %	82.38 %	82.89 %	96.40 %

<u>2020</u>	<u>2019</u>	<u>2018</u>	<u>2017</u>	<u>2016</u>	<u>2015</u>
0.48 %	0.45 %	0.45 %	0.45 %	0.45 %	0.41 %
\$206,847,744	\$155,871,470	\$ 136,734,652	\$ 134,038,267	\$ 113,555,999	\$ 52,939,591
\$ 89,496,028	\$ 84,232,376	\$ 81,228,303	\$ 76,983,696	\$ 73,551,453	\$ 71,150,877
231.13 %	185.05 %	168.33 %	174.11 %	154.39 %	74.40 %
78.85 %	82.61 %	84.26 %	83.89 %	84.88 %	92.00 %

CHARLOTTE COUNTY, FLORIDA
 SCHEDULE OF COUNTY CONTRIBUTIONS
 HIS PENSION PLAN
 Last Ten Fiscal Years
 For the Fiscal Year Ended September 30, 2024

	<u>2024</u>	<u>2023</u>	<u>2022</u>	<u>2021</u>
Contractually required contribution	\$ 3,280,781	\$ 2,716,414	\$ 2,228,006	\$ 2,140,778
Contributions in relation to the contractually required contribution	<u>(3,280,781)</u>	<u>(2,716,414)</u>	<u>(2,228,006)</u>	<u>(2,140,778)</u>
County's covered payroll	\$ 163,422,231	\$ 154,870,121	\$ 135,866,111	\$ 129,915,068
Contributions as a percentage of covered payroll	2.01 %	1.75 %	1.64 %	1.65 %

<u>2020</u>	<u>2019</u>	<u>2018</u>	<u>2017</u>	<u>2016</u>	<u>2015</u>
\$ 2,062,179	\$ 1,943,342	\$ 1,855,142	\$ 2,035,831	\$ 1,783,512	\$ 1,326,125
<u>(2,062,179)</u>	<u>(1,943,342)</u>	<u>(1,855,142)</u>	<u>(2,035,831)</u>	<u>(1,783,512)</u>	<u>(1,326,125)</u>
=====	=====	=====	=====	=====	=====
\$ 125,581,579	\$ 118,413,376	\$ 112,483,212	\$ 108,249,212	\$ 102,116,215	\$ 99,102,351
1.64 %	1.64 %	1.65 %	1.88 %	1.75 %	1.34 %

CHARLOTTE COUNTY, FLORIDA
 SCHEDULE OF THE COUNTY'S PROPORTIONATE SHARE OF THE NET PENSION LIABILITY
 HIS PENSION PLAN
 Last Ten Fiscal Years
 For the Fiscal Year Ended September 30, 2024

	<u>2024</u>	<u>2023</u>	<u>2022</u>	<u>2021</u>
County's proportion of the net pension liability	0.38 %	0.40 %	0.36 %	0.36 %
County's proportionate share of the net pension liability	\$ 56,798,322	\$ 63,196,968	\$ 38,359,388	\$ 44,576,789
County's covered payroll	\$ 163,422,231	\$ 154,752,694	\$ 132,048,011	\$ 128,623,138
County's proportionate share of the net pension liability as a percentage of its covered payroll	34.76 %	40.84 %	29.05 %	34.66 %
Plan fiduciary net position as a percentage of the total pension liability	4.80 %	4.12 %	4.81 %	3.56 %

<u>2020</u>	<u>2019</u>	<u>2018</u>	<u>2017</u>	<u>2016</u>	<u>2015</u>
0.36 %	0.35 %	0.34 %	0.34 %	0.33 %	0.32 %
\$ 43,756,771	\$ 38,841,931	\$ 36,394,498	\$ 35,997,850	\$ 38,791,128	\$ 32,914,801
\$ 124,314,584	\$ 116,101,014	\$ 112,444,356	\$ 106,339,590	\$ 102,012,629	\$ 99,250,162
35.20 %	33.46 %	32.37 %	33.85 %	38.03 %	33.16 %
3.00 %	2.63 %	2.15 %	1.64 %	0.97 %	0.50 %

**COMBINING & INDIVIDUAL FUND
STATEMENTS & SCHEDULES**

CHARLOTTE COUNTY, FLORIDA
 COMBINING BALANCE SHEET
 NON-MAJOR GOVERNMENTAL FUNDS
 September 30, 2024

	Special Revenue Funds				
	Transportation Trust	Fine and Forfeiture	Law Enforcement Trust	Drug Abuse Trust	Law Library
ASSETS					
Cash and cash equivalents	\$ 4,104,484	\$ 12,758	\$ 11,439	\$ 156,772	\$ 11,839
Restricted cash and cash equivalents	-	-	-	-	-
Investments	2,440,274	20,117	18,630	255,325	19,280
Accounts, leases and assessments receivable, net	-	-	-	-	-
Due from other funds	3,086,496	887,319	1,068	1,917	2,485
Advances to other funds	-	-	-	-	-
Due from other governmental agencies	1,600,871	-	-	-	-
Inventory of supplies, at cost	2,287,424	-	-	-	-
Other assets	266,187	36,661	686	218	60
Total assets	<u>13,785,736</u>	<u>956,855</u>	<u>31,823</u>	<u>414,232</u>	<u>33,664</u>
Total assets and deferred outflows	<u>13,785,736</u>	<u>956,855</u>	<u>31,823</u>	<u>414,232</u>	<u>33,664</u>
LIABILITIES AND FUND BALANCES					
Liabilities					
Accounts and vouchers payable	527,376	236,284	-	-	549
Contracts payable	-	-	-	-	-
Accrued liabilities	422,831	87,254	-	-	-
Due to other funds	471,183	1,248	-	-	33,115
Due to other governmental agencies	-	-	-	-	-
Advances from other funds	-	-	-	-	-
Deposits	32,959	-	-	-	-
Unearned revenue	-	-	-	-	-
Matured interest payable	-	-	-	-	-
Matured bonds payable	-	-	-	-	-
Other liabilities	-	-	-	-	-
Total liabilities	<u>1,454,349</u>	<u>324,786</u>	<u>-</u>	<u>-</u>	<u>33,664</u>
Deferred inflows of resources					
Unavailable revenue	-	-	-	-	-
Deferred inflow - Leases	-	-	-	-	-
Total deferred inflows of resources	<u>-</u>	<u>-</u>	<u>-</u>	<u>-</u>	<u>-</u>
Fund Balances					
Nonspendable	2,540,005	35,721	-	-	-
Restricted	-	-	-	104,715	-
Committed	-	-	-	-	-
Assigned	9,791,382	596,348	31,823	309,517	-
Unassigned	-	-	-	-	-
Total fund balances (deficits)	<u>12,331,387</u>	<u>632,069</u>	<u>31,823</u>	<u>414,232</u>	<u>-</u>
Total liabilities and fund balances (deficits)	<u>\$ 13,785,736</u>	<u>\$ 956,855</u>	<u>\$ 31,823</u>	<u>\$ 414,232</u>	<u>\$ 33,664</u>

Special Revenue Funds

Legal Aid	Radio Communications	Criminal Justice Education	Student Driver Education	Crimes Prevention	Tourist Development	Building Construction Services	Greater Charlotte Street Light	Open Space/Habitat
\$ 10,152	\$ 711,921	\$ 42,261	\$ 53,911	\$ 94,179	\$ 4,707,599	\$ 9,293,624	\$ 4,362,808	\$ 33,951
-	-	-	-	-	-	-	-	-
16,533	1,159,224	68,827	87,802	153,381	7,666,796	14,720,008	7,105,420	55,294
-	301,027	-	-	-	-	24,150	19,322	-
2,485	11,765	3,082	5,949	33,142	2,685,930	1,730	172,815	-
-	-	-	-	-	-	-	-	-
-	720	167	-	-	-	243	-	-
-	-	-	-	-	-	-	1,648,870	-
31	7,987	106	165	435	32,245	163,410	33,814	32
<u>29,201</u>	<u>2,192,644</u>	<u>114,443</u>	<u>147,827</u>	<u>281,137</u>	<u>15,092,570</u>	<u>24,203,165</u>	<u>13,343,049</u>	<u>89,277</u>
<u>29,201</u>	<u>2,192,644</u>	<u>114,443</u>	<u>147,827</u>	<u>281,137</u>	<u>15,092,570</u>	<u>24,203,165</u>	<u>13,343,049</u>	<u>89,277</u>
6,475	1,291,556	-	20,033	-	174,005	92,883	652,540	-
-	-	-	-	-	-	-	-	-
-	11,640	-	-	-	47,540	340,999	48,716	-
15,000	1,719	-	-	-	250,085	14,933	91,063	60,940
-	-	-	-	-	-	53,029	-	-
-	-	-	-	-	-	-	-	-
-	-	-	-	-	-	6,944	(35,335)	-
-	-	-	-	-	-	-	-	-
-	-	-	-	-	-	-	-	-
-	-	-	-	-	-	-	-	-
-	-	-	-	-	-	103	-	-
<u>21,475</u>	<u>1,304,915</u>	<u>-</u>	<u>20,033</u>	<u>-</u>	<u>471,630</u>	<u>508,891</u>	<u>756,984</u>	<u>60,940</u>
-	-	-	-	-	-	-	-	-
-	279,980	-	-	-	-	-	-	-
-	279,980	-	-	-	-	-	-	-
-	4,555	-	-	-	14,950	128,163	1,664,284	-
-	-	93,256	81,545	239,542	12,527,393	17,377,212	9,821,803	-
-	-	-	-	-	-	-	-	-
7,726	603,194	21,187	46,249	41,595	2,078,597	6,188,899	1,099,978	28,337
-	-	-	-	-	-	-	-	-
<u>7,726</u>	<u>607,749</u>	<u>114,443</u>	<u>127,794</u>	<u>281,137</u>	<u>14,620,940</u>	<u>23,694,274</u>	<u>12,586,065</u>	<u>28,337</u>
<u>\$ 29,201</u>	<u>\$ 2,192,644</u>	<u>\$ 114,443</u>	<u>\$ 147,827</u>	<u>\$ 281,137</u>	<u>\$ 15,092,570</u>	<u>\$ 24,203,165</u>	<u>\$ 13,343,049</u>	<u>\$ 89,277</u>

CHARLOTTE COUNTY, FLORIDA
 COMBINING BALANCE SHEET
 NON-MAJOR GOVERNMENTAL FUNDS
 September 30, 2024

	Special Revenue Funds				
	Native Tree Replacement	Boater Revolving	911 and Enhanced 911	Local Housing Assistance Trust	Chester Cole Trust Fund
ASSETS					
Cash and cash equivalents	\$ 2,919,000	\$ 252,710	\$ 446,157	\$ 1,894,122	\$ 12,696
Restricted cash and cash equivalents	-	-	-	-	-
Investments	4,713,043	411,575	726,628	3,084,831	20,679
Accounts, leases and assessments receivable, net	-	-	-	120,000	-
Due from other funds	-	36,508	-	-	-
Advances to other funds	-	-	-	-	-
Due from other governmental agencies	-	85,782	567,516	-	-
Inventory of supplies, at cost	-	-	-	-	-
Other assets	9,670	1,249	2,061	8,926	4
Total assets	<u>7,641,713</u>	<u>787,824</u>	<u>1,742,362</u>	<u>5,107,879</u>	<u>33,379</u>
Total assets and deferred outflows	<u>7,641,713</u>	<u>787,824</u>	<u>1,742,362</u>	<u>5,107,879</u>	<u>33,379</u>
LIABILITIES AND FUND BALANCES					
Liabilities					
Accounts and vouchers payable	-	17,607	45,127	553	-
Contracts payable	-	-	-	-	-
Accrued liabilities	-	-	-	3,185	-
Due to other funds	-	8,998	-	-	-
Due to other governmental agencies	-	-	-	-	-
Advances from other funds	-	-	-	-	-
Deposits	-	-	-	500	-
Unearned revenue	-	-	-	-	-
Matured interest payable	-	-	-	-	-
Matured bonds payable	-	-	-	-	-
Other liabilities	-	-	-	-	-
Total liabilities	<u>-</u>	<u>26,605</u>	<u>45,127</u>	<u>4,238</u>	<u>-</u>
Deferred inflows of resources					
Unavailable revenue	-	-	81,215	-	-
Deferred inflow - Leases	-	-	-	-	-
Total deferred inflows of resources	<u>-</u>	<u>-</u>	<u>81,215</u>	<u>-</u>	<u>-</u>
Fund Balances					
Nonspendable	-	-	-	-	-
Restricted	-	350,052	1,616,020	4,255,986	-
Committed	6,711,742	-	-	3,000	32,536
Assigned	929,971	411,167	-	844,655	843
Unassigned	-	-	-	-	-
Total fund balances (deficits)	<u>7,641,713</u>	<u>761,219</u>	<u>1,616,020</u>	<u>5,103,641</u>	<u>33,379</u>
Total liabilities and fund balances (deficits)	<u>\$ 7,641,713</u>	<u>\$ 787,824</u>	<u>\$ 1,742,362</u>	<u>\$ 5,107,879</u>	<u>\$ 33,379</u>

Special Revenue Funds

Affordable Housing Trust Fund	Charlotte Harbor Community Redevelopment	Murdock Village Redevelopment	Parkside Community Redevelopment	Stump Pass Dredging MSBU	Don Pedro/Knights Island Beach Renourishment	N Manasota Key Beach Renourishment	Impact Fees Trust
\$ 836,299	\$ 909,815	\$ 4,678,231	\$ 177,963	\$ 6,994,670	\$ 947,185	\$ 2,400,345	\$ 29,816,579
-	-	4,005,991	-	-	-	-	-
1,362,027	1,481,758	7,619,132	289,837	11,391,766	1,542,621	3,909,286	47,521,415
-	-	-	-	-	-	-	-
-	-	40,426	-	12,114	3,913	9,515	-
-	-	-	-	-	-	-	-
-	-	-	-	34,206	35,188	84,189	-
-	-	-	-	-	-	-	-
4,235	3,102	4,629	-	27,420	2,971	12,464	87,755
<u>2,202,561</u>	<u>2,394,675</u>	<u>16,348,409</u>	<u>467,800</u>	<u>18,460,176</u>	<u>2,531,878</u>	<u>6,415,799</u>	<u>77,425,749</u>
<u>2,202,561</u>	<u>2,394,675</u>	<u>16,348,409</u>	<u>467,800</u>	<u>18,460,176</u>	<u>2,531,878</u>	<u>6,415,799</u>	<u>77,425,749</u>
-	25,726	-	-	57,424	47,133	69,336	60,572
-	-	-	-	-	-	-	-
-	-	-	-	-	-	-	-
-	259	-	1,433,768	1,037	-	1,080	1,273,878
-	-	-	-	-	-	-	6,544
-	-	-	1,648,350	-	-	-	-
-	-	250,000	-	-	-	-	-
-	-	-	-	-	-	-	-
-	-	-	-	-	-	-	-
-	-	-	-	-	-	-	-
-	25,985	250,000	3,082,118	58,461	47,133	70,416	1,340,994
-	-	-	-	29,776	34,825	44,118	-
-	-	-	-	-	-	-	-
-	-	-	-	29,776	34,825	44,118	-
-	-	-	-	-	-	-	-
2,202,561	-	-	-	12,372,871	679,147	-	76,084,755
-	2,368,690	16,098,409	-	1,570,187	16,032	-	-
-	-	-	-	4,428,881	1,754,741	6,301,265	-
-	-	-	(2,614,318)	-	-	-	-
<u>2,202,561</u>	<u>2,368,690</u>	<u>16,098,409</u>	<u>(2,614,318)</u>	<u>18,371,939</u>	<u>2,449,920</u>	<u>6,301,265</u>	<u>76,084,755</u>
<u>\$ 2,202,561</u>	<u>\$ 2,394,675</u>	<u>\$ 16,348,409</u>	<u>\$ 467,800</u>	<u>\$ 18,460,176</u>	<u>\$ 2,531,878</u>	<u>\$ 6,415,799</u>	<u>\$ 77,425,749</u>

CHARLOTTE COUNTY, FLORIDA
 COMBINING BALANCE SHEET
 NON-MAJOR GOVERNMENTAL FUNDS
 September 30, 2024

	Special Revenue Funds				
	Grants	Animal Care Trust Fund	Metropolitan Planning Organization	Habitat Conservation Management	Habitat Conservation Endowment
ASSETS					
Cash and cash equivalents	\$ 74,529	\$ 6,467	\$ 142,052	\$ 1,239,718	\$ 756,518
Restricted cash and cash equivalents	-	-	-	-	-
Investments	95,570	10,499	2,444	1,785,785	1,226,868
Accounts, leases and assessments receivable, net	-	-	-	-	-
Due from other funds	333,401	97	-	-	-
Advances to other funds	-	-	-	-	-
Due from other governmental agencies	806,099	-	327,459	-	-
Inventory of supplies, at cost	-	-	-	-	-
Other assets	21,742	23	5,931	5,215	2,658
Total assets	<u>1,331,341</u>	<u>17,086</u>	<u>477,886</u>	<u>3,030,718</u>	<u>1,986,044</u>
Total assets and deferred outflows	<u>1,331,341</u>	<u>17,086</u>	<u>477,886</u>	<u>3,030,718</u>	<u>1,986,044</u>
LIABILITIES AND FUND BALANCES					
Liabilities					
Accounts and vouchers payable	138,502	-	49,482	401,805	-
Contracts payable	-	-	-	-	-
Accrued liabilities	49,306	-	20,203	3,269	-
Due to other funds	1,084,875	-	315,000	1	-
Due to other governmental agencies	-	-	-	-	-
Advances from other funds	-	-	-	-	-
Deposits	-	-	-	-	-
Unearned revenue	-	-	-	-	-
Matured interest payable	-	-	-	-	-
Matured bonds payable	-	-	-	-	-
Other liabilities	-	-	-	-	-
Total liabilities	<u>1,272,683</u>	<u>-</u>	<u>384,685</u>	<u>405,075</u>	<u>-</u>
Deferred inflows of resources					
Unavailable revenue	-	-	-	-	-
Deferred inflow - Leases	-	-	-	-	-
Total deferred inflows of resources	<u>-</u>	<u>-</u>	<u>-</u>	<u>-</u>	<u>-</u>
Fund Balances					
Nonspendable	-	-	-	-	-
Restricted	28,044	-	63,970	1,909,234	1,816,165
Committed	-	15,476	-	465,014	-
Assigned	30,614	1,610	29,231	251,395	169,879
Unassigned	-	-	-	-	-
Total fund balances (deficits)	<u>58,658</u>	<u>17,086</u>	<u>93,201</u>	<u>2,625,643</u>	<u>1,986,044</u>
Total liabilities and fund balances (deficits)	<u>\$ 1,331,341</u>	<u>\$ 17,086</u>	<u>\$ 477,886</u>	<u>\$ 3,030,718</u>	<u>\$ 1,986,044</u>

Special Revenue Funds

Waterway Maintenance Districts	Road Revolving	CHNEP	Transit	Stormwater Utility Districts	Barrier Islands Fire Service	Charlotte County Fire Rescue Service	Little Gasparilla Fire
\$ 4,539,794	\$ 203,868	\$ 162,114	\$ 66,206	\$ 15,016,049	\$ 35,891	\$ 4,823,511	\$ 4,261
-	-	-	-	-	-	-	-
7,393,666	332,025	264,027	87,038	24,455,666	58,455	7,761,918	6,941
-	-	-	2,277	-	-	-	-
23,491	-	-	-	98,092	102,299	496,928	3,077
-	-	-	-	-	-	-	-
-	-	379,689	1,897,286	-	-	75,173	-
-	-	-	-	-	-	-	-
18,702	880	9,447	12,271	58,286	7,937	342,991	17
<u>11,975,653</u>	<u>536,773</u>	<u>815,277</u>	<u>2,065,078</u>	<u>39,628,093</u>	<u>204,582</u>	<u>13,500,521</u>	<u>14,296</u>
<u>11,975,653</u>	<u>536,773</u>	<u>815,277</u>	<u>2,065,078</u>	<u>39,628,093</u>	<u>204,582</u>	<u>13,500,521</u>	<u>14,296</u>
71,095	-	54,151	131,965	23,840	942	269,420	-
-	-	-	-	-	-	-	-
3,933	-	21,483	41,590	-	23,524	1,063,612	-
26,879	-	-	426,827	162,150	125	29,058	-
-	-	-	-	-	-	-	-
-	-	-	-	-	-	-	-
-	-	-	-	-	-	-	-
-	-	-	-	-	-	-	-
-	-	-	-	-	-	-	-
-	-	-	-	-	-	-	6,121
<u>101,907</u>	<u>-</u>	<u>75,634</u>	<u>600,382</u>	<u>185,990</u>	<u>24,591</u>	<u>1,362,090</u>	<u>6,121</u>
-	-	-	-	-	-	-	-
-	-	-	-	-	-	-	-
-	-	-	-	-	-	-	-
-	-	-	-	-	7,843	325,342	-
6,425,253	-	173,476	-	31,472,188	-	-	-
275,913	370,133	7,463	-	-	-	1,058,746	244
5,172,580	166,640	558,704	1,464,696	7,969,915	172,148	10,754,343	7,931
-	-	-	-	-	-	-	-
<u>11,873,746</u>	<u>536,773</u>	<u>739,643</u>	<u>1,464,696</u>	<u>39,442,103</u>	<u>179,991</u>	<u>12,138,431</u>	<u>8,175</u>
<u>\$ 11,975,653</u>	<u>\$ 536,773</u>	<u>\$ 815,277</u>	<u>\$ 2,065,078</u>	<u>\$ 39,628,093</u>	<u>\$ 204,582</u>	<u>\$ 13,500,521</u>	<u>\$ 14,296</u>

CHARLOTTE COUNTY, FLORIDA
 COMBINING BALANCE SHEET
 NON-MAJOR GOVERNMENTAL FUNDS
 September 30, 2024

	Special Revenue Funds				
	Charlotte County Health Facility	Local Provider Participation Fund	Event Center	Stadium Maintenance & Operations	Cares Act Fund
ASSETS					
Cash and cash equivalents	\$ 98,535	\$ 528,757	\$ 111,225	\$ 131,977	\$ 1,328,325
Restricted cash and cash equivalents	-	-	-	-	-
Investments	160,478	861,150	181,145	211,493	2,163,356
Accounts, leases and assessments receivable, net	2,930	12,554,077	144,653	-	-
Due from other funds	-	-	-	-	-
Advances to other funds	-	-	-	-	-
Due from other governmental agencies	38,803	-	-	-	-
Inventory of supplies, at cost	-	-	-	-	-
Other assets	279	3,526	-	9,502	19,735
Total assets	<u>301,025</u>	<u>13,947,510</u>	<u>437,023</u>	<u>352,972</u>	<u>3,511,416</u>
Total assets and deferred outflows	<u>301,025</u>	<u>13,947,510</u>	<u>437,023</u>	<u>352,972</u>	<u>3,511,416</u>
LIABILITIES AND FUND BALANCES					
Liabilities					
Accounts and vouchers payable	2,086	-	189,630	59,176	249,644
Contracts payable	-	-	-	-	-
Accrued liabilities	-	-	-	28,055	-
Due to other funds	8,571	-	247,393	185,394	38,704
Due to other governmental agencies	-	-	-	-	-
Advances from other funds	-	-	-	-	-
Deposits	-	-	-	-	-
Unearned revenue	-	-	-	-	2,116,148
Matured interest payable	-	-	-	-	-
Matured bonds payable	-	-	-	-	-
Other liabilities	-	-	-	-	-
Total liabilities	<u>10,657</u>	<u>-</u>	<u>437,023</u>	<u>272,625</u>	<u>2,404,496</u>
Deferred inflows of resources					
Unavailable revenue	-	-	-	-	-
Deferred inflow - Leases	-	-	-	-	-
Total deferred inflows of resources	<u>-</u>	<u>-</u>	<u>-</u>	<u>-</u>	<u>-</u>
Fund Balances					
Nonspendable	-	-	-	-	-
Restricted	-	13,947,510	-	8,090	-
Committed	-	-	-	72,257	-
Assigned	290,368	-	-	-	1,106,920
Unassigned	-	-	-	-	-
Total fund balances (deficits)	<u>290,368</u>	<u>13,947,510</u>	<u>-</u>	<u>80,347</u>	<u>1,106,920</u>
Total liabilities and fund balances (deficits)	<u>\$ 301,025</u>	<u>\$ 13,947,510</u>	<u>\$ 437,023</u>	<u>\$ 352,972</u>	<u>\$ 3,511,416</u>

Special Revenue Fund	Debt Service		Capital Projects				Total Nonmajor Governmental Funds
Sheriff	Debt Service	Capital Projects	Stadium Improvement	Road Improvements	Infrastructure Fund	Growth Increment Fund	
\$ 2,321,335	\$ 2,475,113	\$ 24,377,145	\$ 102,740	\$ 11,216,081	\$ 3,512,308	\$ 2,725,625	\$ 151,893,614
-	-	-	-	-	-	-	4,005,991
-	4,031,055	39,695,532	167,325	17,770,306	5,720,267	4,439,049	236,743,567
125,157	-	-	-	-	-	-	13,293,593
158,953	71,133	3,354,560	-	228,672	-	171,395	12,040,757
-	-	6,984,809	-	-	-	-	6,984,809
174,920	858,671	591,167	-	611,335	-	-	8,169,484
-	-	-	-	-	-	-	3,936,294
-	7,384	91,138	522	64,215	19,922	8,019	1,416,865
<u>2,780,365</u>	<u>7,443,356</u>	<u>75,094,351</u>	<u>270,587</u>	<u>29,890,609</u>	<u>9,252,497</u>	<u>7,344,088</u>	<u>438,484,974</u>
<u>2,780,365</u>	<u>7,443,356</u>	<u>75,094,351</u>	<u>270,587</u>	<u>29,890,609</u>	<u>9,252,497</u>	<u>7,344,088</u>	<u>438,484,974</u>
12,974	550	2,409,625	-	152,028	460,583	-	8,002,677
-	-	477,399	-	387,449	13,272	-	878,120
-	-	-	-	-	-	-	2,217,140
342,221	1,014,001	1,182,486	42,217	69,851	871,559	-	9,705,618
-	-	-	-	-	-	-	59,573
-	-	-	-	-	791,994	-	2,440,344
-	-	-	-	-	-	-	255,068
-	-	-	-	-	-	-	2,116,148
-	318,871	-	-	-	-	-	318,871
-	1,951,000	-	-	-	-	-	1,951,000
-	-	2,448	-	-	-	-	8,672
<u>355,195</u>	<u>3,284,422</u>	<u>4,071,958</u>	<u>42,217</u>	<u>609,328</u>	<u>2,137,408</u>	<u>-</u>	<u>27,953,231</u>
-	-	70,987	-	-	-	-	260,921
-	-	-	-	-	-	-	279,980
-	-	70,987	-	-	-	-	540,901
-	-	-	-	-	-	-	4,720,863
2,425,170	-	-	88,172	11,176,867	-	-	207,340,997
-	-	34,288,390	61,549	-	-	6,652,824	70,068,605
-	4,158,934	36,663,016	78,649	18,104,414	7,115,089	691,264	130,474,695
-	-	-	-	-	-	-	(2,614,318)
<u>2,425,170</u>	<u>4,158,934</u>	<u>70,951,406</u>	<u>228,370</u>	<u>29,281,281</u>	<u>7,115,089</u>	<u>7,344,088</u>	<u>409,990,842</u>
<u>\$ 2,780,365</u>	<u>\$ 7,443,356</u>	<u>\$ 75,094,351</u>	<u>\$ 270,587</u>	<u>\$ 29,890,609</u>	<u>\$ 9,252,497</u>	<u>\$ 7,344,088</u>	<u>\$ 438,484,974</u>

CHARLOTTE COUNTY, FLORIDA
 COMBINING STATEMENT OF REVENUES, EXPENDITURES AND CHANGES IN FUND BALANCES
 NON-MAJOR GOVERNMENTAL FUNDS
 For the Fiscal Year Ended September 30, 2024

	Special Revenue Funds			
	Transportation Trust	Fine and Forfeiture	Law Enforcement Trust	Drug Abuse Trust
Revenues:				
Taxes	\$ 6,530,221	\$ -	\$ -	\$ -
Assessments levied	-	-	-	-
Licenses and permits	13,628	-	-	-
Intergovernmental	3,673,868	-	18,497	-
Charges for services	14,305,143	513,492	-	30,359
Fines and forfeitures	-	-	1,068	-
Impact fees	-	-	-	-
Miscellaneous	676,381	16,994	18,542	339,267
Total revenues	<u>25,199,241</u>	<u>530,486</u>	<u>38,107</u>	<u>369,626</u>
Expenditures:				
Current				
General government	-	-	-	-
Court related	-	2,820,383	-	-
Public safety	-	590,025	-	-
Physical environment	444,957	-	-	-
Transportation	24,265,996	-	-	-
Economic environment	-	-	-	-
Human services	-	-	-	44,595
Culture and recreation	-	-	-	-
Capital outlay	-	-	-	-
Debt service	-	-	-	-
Total expenditures	<u>24,710,953</u>	<u>3,410,408</u>	<u>-</u>	<u>44,595</u>
Excess of revenues over/(under) expenditures	<u>488,288</u>	<u>(2,879,922)</u>	<u>38,107</u>	<u>325,031</u>
Other financing sources (uses):				
Issuance of lease/subscription agreements	-	-	-	-
Transfers in	1,243,138	3,272,937	2,194	-
Transfers out	(1,057,123)	(5,368)	(429,570)	(20,000)
Total other financing sources (uses)	<u>186,015</u>	<u>3,267,569</u>	<u>(427,376)</u>	<u>(20,000)</u>
Net change in fund balances (deficits)	674,303	387,647	(389,269)	305,031
Fund balances, (deficits) October 1, 2023	11,657,084	244,422	421,092	109,201
Fund balances, (deficits) September 30, 2024	<u>\$ 12,331,387</u>	<u>\$ 632,069</u>	<u>\$ 31,823</u>	<u>\$ 414,232</u>

Special Revenue Funds

Law Library	Legal Aid	Radio Communications	Criminal Justice Education	Student Driver Education	Crimes Prevention	Tourist Development	Building Construction Services
\$ -	\$ -	\$ -	\$ -	\$ -	\$ -	\$ 8,716,898	\$ 120
-	-	-	-	-	-	-	-
-	-	-	-	-	-	-	14,734,967
-	-	-	-	-	-	47,500	76,583
38,688	38,688	-	40,258	-	60,680	-	87,964
-	-	147,777	8,533	80,116	-	-	-
-	-	-	-	-	-	-	-
1,214	599	789,483	4,175	5,761	13,227	623,525	1,212,062
<u>39,902</u>	<u>39,287</u>	<u>937,260</u>	<u>52,966</u>	<u>85,877</u>	<u>73,907</u>	<u>9,387,923</u>	<u>16,111,696</u>
-	-	2,385,949	-	-	-	-	-
6,787	-	-	-	-	-	-	-
-	-	-	-	55,315	-	-	12,620,806
-	-	-	-	-	-	-	-
-	-	-	-	-	-	-	-
-	137,700	-	-	-	-	-	-
-	-	-	-	-	-	4,542,472	-
-	-	-	-	-	-	-	-
-	-	49,793	-	-	-	46,732	185,858
<u>6,787</u>	<u>137,700</u>	<u>2,435,742</u>	<u>-</u>	<u>55,315</u>	<u>-</u>	<u>4,589,204</u>	<u>12,806,664</u>
<u>33,115</u>	<u>(98,413)</u>	<u>(1,498,482)</u>	<u>52,966</u>	<u>30,562</u>	<u>73,907</u>	<u>4,798,719</u>	<u>3,305,032</u>
-	-	33,768	-	-	-	-	248,479
-	90,667	10,000	-	-	29,486	163,500	-
(33,115)	-	(4,439)	-	-	(87,000)	(2,039,021)	22,490
<u>(33,115)</u>	<u>90,667</u>	<u>39,329</u>	<u>-</u>	<u>-</u>	<u>(57,514)</u>	<u>(1,875,521)</u>	<u>270,969</u>
-	(7,746)	(1,459,153)	52,966	30,562	16,393	2,923,198	3,576,001
-	15,472	2,066,902	61,477	97,232	264,744	11,697,742	20,118,273
<u>\$ -</u>	<u>\$ 7,726</u>	<u>\$ 607,749</u>	<u>\$ 114,443</u>	<u>\$ 127,794</u>	<u>\$ 281,137</u>	<u>\$ 14,620,940</u>	<u>\$ 23,694,274</u>

CHARLOTTE COUNTY, FLORIDA
 COMBINING STATEMENT OF REVENUES, EXPENDITURES AND CHANGES IN FUND BALANCES
 NON-MAJOR GOVERNMENTAL FUNDS
 For the Fiscal Year Ended September 30, 2024

	Special Revenue Funds			
	Greater Charlotte Street Light	Open Space/Habitat	Native Tree Replacement	Boater Revolving
Revenues:				
Taxes	\$ 5,510,072	\$ -	\$ -	\$ -
Assessments levied	-	-	-	-
Licenses and permits	-	-	-	513,461
Intergovernmental	-	-	-	528,444
Charges for services	663,385	-	-	-
Fines and forfeitures	-	-	-	-
Impact fees	-	-	-	-
Miscellaneous	736,650	14,258	2,086,808	31,421
Total revenues	<u>6,910,107</u>	<u>14,258</u>	<u>2,086,808</u>	<u>1,073,326</u>
Expenditures:				
Current				
General government	-	-	-	-
Court related	-	-	-	-
Public safety	-	-	-	-
Physical environment	-	-	-	727,190
Transportation	5,718,378	-	-	-
Economic environment	-	-	-	-
Human services	-	-	-	-
Culture and recreation	-	-	142	-
Capital outlay	-	-	-	-
Debt service	-	-	-	-
Total expenditures	<u>5,718,378</u>	<u>-</u>	<u>142</u>	<u>727,190</u>
Excess of revenues over/(under) expenditures	<u>1,191,729</u>	<u>14,258</u>	<u>2,086,666</u>	<u>346,136</u>
Other financing sources (uses):				
Issuance of lease/subscription agreements	-	-	-	-
Transfers in	63,969	-	-	-
Transfers out	(19,210)	-	-	(371,593)
Total other financing sources (uses)	<u>44,759</u>	<u>-</u>	<u>-</u>	<u>(371,593)</u>
Net change in fund balances (deficits)	1,236,488	14,258	2,086,666	(25,457)
Fund balances, (deficits) October 1, 2023	11,349,577	14,079	5,555,047	786,676
Fund balances, (deficits) September 30, 2024	<u>\$ 12,586,065</u>	<u>\$ 28,337</u>	<u>\$ 7,641,713</u>	<u>\$ 761,219</u>

Special Revenue Funds

911 and Enhanced 911	Local Housing Assistance Trust	Chester Cole Trust Fund	Affordable Housing Trust Fund	Charlotte Harbor Community Redevelopment	Murdock Village Redevelopment	Parkside Community Redevelopment
\$ -	\$ -	\$ -	\$ -	\$ 766,480	\$ 655,425	\$ 1,298,139
-	-	-	-	-	1,012,450	-
-	-	-	-	-	-	-
829,657	1,686,737	-	-	-	-	-
1,127,963	-	-	-	-	-	-
-	-	-	-	-	-	-
-	-	-	-	-	-	-
60,722	815,593	34,194	133,354	121,183	8,489,830	43,331
<u>2,018,342</u>	<u>2,502,330</u>	<u>34,194</u>	<u>133,354</u>	<u>887,663</u>	<u>10,157,705</u>	<u>1,341,470</u>
-	-	-	-	-	9,885	175
-	-	-	-	-	-	-
1,738,747	-	-	-	-	-	-
-	-	-	-	-	-	-
-	-	-	-	145,335	-	-
-	2,833,309	-	398,225	-	-	-
-	-	858	-	-	-	-
-	-	-	-	-	-	-
-	-	-	-	-	-	-
-	-	-	-	-	3,751,190	-
<u>1,738,747</u>	<u>2,833,309</u>	<u>858</u>	<u>398,225</u>	<u>145,335</u>	<u>3,761,075</u>	<u>175</u>
<u>279,595</u>	<u>(330,979)</u>	<u>33,336</u>	<u>(264,871)</u>	<u>742,328</u>	<u>6,396,630</u>	<u>1,341,295</u>
-	-	-	-	-	-	-
-	-	-	-	-	3,750,000	-
-	-	-	-	-	-	-
-	-	-	-	-	3,750,000	-
279,595	(330,979)	33,336	(264,871)	742,328	10,146,630	1,341,295
1,336,425	5,434,620	43	2,467,432	1,626,362	5,951,779	(3,955,613)
<u>\$ 1,616,020</u>	<u>\$ 5,103,641</u>	<u>\$ 33,379</u>	<u>\$ 2,202,561</u>	<u>\$ 2,368,690</u>	<u>\$ 16,098,409</u>	<u>\$ (2,614,318)</u>

CHARLOTTE COUNTY, FLORIDA
 COMBINING STATEMENT OF REVENUES, EXPENDITURES AND CHANGES IN FUND BALANCES
 NON-MAJOR GOVERNMENTAL FUNDS
 For the Fiscal Year Ended September 30, 2024

	Special Revenue Funds			
	Stump Pass Dredging MSBU	Don Pedro/Knights Island Beach Renourishment	N Manasota Key Beach Renourishment	Impact Fees Trust
Revenues:				
Taxes	\$ 1,723,136	\$ -	\$ -	\$ -
Assessments levied	-	274,383	737,017	-
Licenses and permits	-	-	-	-
Intergovernmental	28,509	363	88,273	-
Charges for services	-	-	-	-
Fines and forfeitures	-	-	-	-
Impact fees	-	-	-	27,005,960
Miscellaneous	949,536	121,281	465,502	3,315,382
Total revenues	<u>2,701,181</u>	<u>396,027</u>	<u>1,290,792</u>	<u>30,321,342</u>
Expenditures:				
Current				
General government	-	-	-	36,085
Court related	-	-	-	-
Public safety	-	-	-	112,974
Physical environment	242,392	148,427	421,868	-
Transportation	-	-	-	593,661
Economic environment	-	-	-	-
Human services	-	-	-	-
Culture and recreation	-	-	-	38,871
Capital outlay	-	-	-	-
Debt service	-	-	3,160,862	-
Total expenditures	<u>242,392</u>	<u>148,427</u>	<u>3,582,730</u>	<u>781,591</u>
Excess of revenues over/(under) expenditures	<u>2,458,789</u>	<u>247,600</u>	<u>(2,291,938)</u>	<u>29,539,751</u>
Other financing sources (uses):				
Issuance of lease/subscription agreements	-	-	-	-
Transfers in	211,763	521,177	1,482,898	-
Transfers out	-	-	(187,500)	(5,027,252)
Total other financing sources (uses)	<u>211,763</u>	<u>521,177</u>	<u>1,295,398</u>	<u>(5,027,252)</u>
Net change in fund balances (deficits)	2,670,552	768,777	(996,540)	24,512,499
Fund balances, (deficits) October 1, 2023	15,701,387	1,681,143	7,297,805	51,572,256
Fund balances, (deficits) September 30, 2024	<u>\$ 18,371,939</u>	<u>\$ 2,449,920</u>	<u>\$ 6,301,265</u>	<u>\$ 76,084,755</u>

Special Revenue Funds

Grants	Animal Care Trust Fund	Metropolitan Planning Organization	Habitat Conservation Management	Habitat Conservation Endowment	Waterway Maintenance Districts	Road Revolving	CHNEP
\$ -	\$ -	\$ -	\$ -	\$ -	\$ -	\$ -	\$ -
-	-	-	-	-	1,625,282	-	-
-	-	-	-	-	-	-	-
3,551,303	-	845,194	-	-	-	-	1,155,125
-	2,138	-	1,351,054	371,458	-	-	-
-	-	-	-	-	-	-	-
-	-	-	-	-	-	-	-
17,798	4,306	(7,245)	117,576	93,591	646,961	28,870	155,952
<u>3,569,101</u>	<u>6,444</u>	<u>837,949</u>	<u>1,468,630</u>	<u>465,049</u>	<u>2,272,243</u>	<u>28,870</u>	<u>1,311,077</u>
-	-	781,226	-	-	-	-	-
-	-	-	-	-	-	-	-
-	-	-	-	-	-	-	-
-	-	-	577,261	-	1,407,273	-	1,053,717
-	-	-	-	-	-	-	-
-	-	-	-	-	-	-	-
3,892,544	2,988	-	-	-	-	-	-
-	-	-	-	-	-	-	-
-	-	-	-	-	-	-	-
<u>3,892,544</u>	<u>2,988</u>	<u>781,226</u>	<u>577,261</u>	<u>-</u>	<u>1,407,273</u>	<u>-</u>	<u>1,053,717</u>
(323,443)	3,456	56,723	891,369	465,049	864,970	28,870	257,360
-	-	-	-	-	-	-	-
329,694	-	32,230	4,000	-	241,967	-	-
-	-	-	-	-	-	-	-
<u>329,694</u>	<u>-</u>	<u>32,230</u>	<u>4,000</u>	<u>-</u>	<u>241,967</u>	<u>-</u>	<u>-</u>
6,251	3,456	88,953	895,369	465,049	1,106,937	28,870	257,360
52,407	13,630	4,248	1,730,274	1,520,995	10,766,809	507,903	482,283
<u>\$ 58,658</u>	<u>\$ 17,086</u>	<u>\$ 93,201</u>	<u>\$ 2,625,643</u>	<u>\$ 1,986,044</u>	<u>\$ 11,873,746</u>	<u>\$ 536,773</u>	<u>\$ 739,643</u>

CHARLOTTE COUNTY, FLORIDA
 COMBINING STATEMENT OF REVENUES, EXPENDITURES AND CHANGES IN FUND BALANCES
 NON-MAJOR GOVERNMENTAL FUNDS
 For the Fiscal Year Ended September 30, 2024

	Special Revenue Funds			
	Transit	Stormwater Utility Districts	Barrier Islands Fire Service	Charlotte County Fire Rescue Service
Revenues:				
Taxes	\$ -	\$ -	\$ -	\$ -
Assessments levied	-	6,737,768	738,996	34,144,073
Licenses and permits	-	-	-	-
Intergovernmental	3,201,319	-	-	76,690
Charges for services	33,507	-	-	91,204
Fines and forfeitures	-	-	-	-
Impact fees	-	-	-	-
Miscellaneous	(393)	2,051,535	11,171	1,809,222
Total revenues	<u>3,234,433</u>	<u>8,789,303</u>	<u>750,167</u>	<u>36,121,189</u>
Expenditures:				
Current				
General government	-	-	-	-
Court related	-	-	-	-
Public safety	-	-	705,639	34,066,634
Physical environment	-	2,617,215	-	-
Transportation	-	-	-	-
Economic environment	-	-	-	-
Human services	3,831,956	-	-	-
Culture and recreation	-	-	-	-
Capital outlay	-	-	-	-
Debt service	52,644	-	-	-
Total expenditures	<u>3,884,600</u>	<u>2,617,215</u>	<u>705,639</u>	<u>34,066,634</u>
Excess of revenues over/(under) expenditures	<u>(650,167)</u>	<u>6,172,088</u>	<u>44,528</u>	<u>2,054,555</u>
Other financing sources (uses):				
Issuance of lease/subscription agreements	197,759	-	-	-
Transfers in	1,184,607	29,371	96,896	918,793
Transfers out	-	(10,000)	-	(126,255)
Total other financing sources (uses)	<u>1,382,366</u>	<u>19,371</u>	<u>96,896</u>	<u>792,538</u>
Net change in fund balances (deficits)	732,199	6,191,459	141,424	2,847,093
Fund balances, (deficits) October 1, 2023	732,497	33,250,644	38,567	9,291,338
Fund balances, (deficits) September 30, 2024	<u>\$ 1,464,696</u>	<u>\$ 39,442,103</u>	<u>\$ 179,991</u>	<u>\$ 12,138,431</u>

Special Revenue Funds							Debt Service
Little Gasparilla Fire	Charlotte County Health Facility	Local Provider Participation Fund	Event Center	Stadium Maintenance & Operations	Cares Act Fund	Sheriff	Debt Service
\$ -	\$ -	\$ -	\$ -	\$ -	\$ -	\$ -	\$ 10,398,860
215,110	-	12,554,077	-	-	-	-	-
-	-	-	-	-	-	-	-
-	-	-	-	-	8,994,384	1,869,429	-
-	-	-	1,740,474	45,265	-	884,844	-
-	-	-	-	-	-	48,398	-
-	-	-	-	-	-	-	-
1,763	18,237	108,613	-	200,836	597,509	438,879	410,111
<u>216,873</u>	<u>18,237</u>	<u>12,662,690</u>	<u>1,740,474</u>	<u>246,101</u>	<u>9,591,893</u>	<u>3,241,550</u>	<u>10,808,971</u>
-	-	-	-	-	510,532	-	-
-	-	-	-	-	-	-	-
221,348	-	-	-	-	330,009	3,267,548	-
-	-	-	-	-	-	-	-
-	-	-	-	-	-	-	-
-	-	-	-	-	-	-	-
-	1,226,811	11,570,632	-	-	-	-	-
-	-	-	2,776,030	2,350,323	-	-	-
-	-	-	-	-	-	-	-
-	-	-	-	-	-	-	5,715,443
<u>221,348</u>	<u>1,226,811</u>	<u>11,570,632</u>	<u>2,776,030</u>	<u>2,350,323</u>	<u>840,541</u>	<u>3,267,548</u>	<u>5,715,443</u>
<u>(4,475)</u>	<u>(1,208,574)</u>	<u>1,092,058</u>	<u>(1,035,556)</u>	<u>(2,104,222)</u>	<u>8,751,352</u>	<u>(25,998)</u>	<u>5,093,528</u>
-	-	-	-	-	-	-	-
1,417	1,350,765	-	1,035,556	2,138,984	-	-	2,511,628
-	-	-	-	(43,663)	(8,161,088)	-	(5,177,987)
<u>1,417</u>	<u>1,350,765</u>	<u>-</u>	<u>1,035,556</u>	<u>2,095,321</u>	<u>(8,161,088)</u>	<u>-</u>	<u>(2,666,359)</u>
(3,058)	142,191	1,092,058	-	(8,901)	590,264	(25,998)	2,427,169
11,233	148,177	12,855,452	-	89,248	516,656	2,451,168	1,731,765
<u>\$ 8,175</u>	<u>\$ 290,368</u>	<u>\$ 13,947,510</u>	<u>\$ -</u>	<u>\$ 80,347</u>	<u>\$ 1,106,920</u>	<u>\$ 2,425,170</u>	<u>\$ 4,158,934</u>

CHARLOTTE COUNTY, FLORIDA
 COMBINING STATEMENT OF REVENUES, EXPENDITURES AND CHANGES IN FUND BALANCES
 NON-MAJOR GOVERNMENTAL FUNDS
 For the Fiscal Year Ended September 30, 2024

	Capital Projects			
	Capital Projects	Stadium Improvement	Road Improvements	Infrastructure Fund
Revenues:				
Taxes	\$ 32,725,746	\$ -	\$ 3,882,062	\$ -
Assessments levied	-	-	-	-
Licenses and permits	-	-	-	-
Intergovernmental	817,847	500,004	-	-
Charges for services	102,889	-	-	-
Fines and forfeitures	-	-	-	-
Impact fees	-	-	-	-
Miscellaneous	3,529,426	18,310	1,867,230	621,992
Total revenues	<u>37,175,908</u>	<u>518,314</u>	<u>5,749,292</u>	<u>621,992</u>
Expenditures:				
Current				
General government	-	-	-	-
Court related	-	-	-	-
Public safety	-	-	-	-
Physical environment	-	-	-	-
Transportation	-	-	-	-
Economic environment	-	-	-	-
Human services	-	-	-	-
Culture and recreation	-	-	-	-
Capital outlay	20,029,648	1,375	14,419,538	3,500,619
Debt service	1,754,353	-	694,023	-
Total expenditures	<u>21,784,001</u>	<u>1,375</u>	<u>15,113,561</u>	<u>3,500,619</u>
Excess of revenues over/(under) expenditures	<u>15,391,907</u>	<u>516,939</u>	<u>(9,364,269)</u>	<u>(2,878,627)</u>
Other financing sources (uses):				
Issuance of lease/subscription agreements	-	-	-	-
Transfers in	1,645,216	-	2,567,899	1,131,264
Transfers out	(11,065,406)	(550,004)	(704,638)	-
Total other financing sources (uses)	<u>(9,420,190)</u>	<u>(550,004)</u>	<u>1,863,261</u>	<u>1,131,264</u>
Net change in fund balances (deficits)	5,971,717	(33,065)	(7,501,008)	(1,747,363)
Fund balances, (deficits) October 1, 2023	64,979,689	261,435	36,782,289	8,862,452
Fund balances, (deficits) September 30, 2024	<u>\$ 70,951,406</u>	<u>\$ 228,370</u>	<u>\$ 29,281,281</u>	<u>\$ 7,115,089</u>

Capital Projects

<u>Growth Increment Fund</u>	<u>Total Nonmajor Governmental Funds</u>
\$ -	\$ 72,207,159
-	58,039,156
-	15,262,056
-	27,989,726
-	21,529,453
-	285,892
-	27,005,960
333,315	34,195,840
333,315	256,515,242

-	3,723,852
-	2,827,170
-	53,709,045
-	7,640,300
-	30,723,370
-	3,231,534
-	20,708,084
-	9,707,838
-	37,951,180
-	15,410,898
-	185,633,271
333,315	70,881,971

-	480,006
5,946,657	32,008,673
(4,133,692)	(39,231,434)
1,812,965	(6,742,755)
2,146,280	64,139,216
5,197,808	345,851,626
\$ 7,344,088	\$ 409,990,842

CHARLOTTE COUNTY, FLORIDA
 COMBINING STATEMENT OF NET POSITION
 INTERNAL SERVICE FUNDS
 September 30, 2024

	Self- Insurance Fund	Health Insurance Trust Fund	Vehicle Maintenance	Accrued Compensated Absences	Clerk of the Court	Total
ASSETS						
Current assets:						
Cash and cash equivalents	\$ 5,629,101	\$ 7,293,575	\$ 302,796	\$ 558,262	\$ 497,555	\$ 14,281,289
Investments	9,075,971	7,584,007	485,325	834,875	-	17,980,178
Accounts, leases and assessments receivable, net	-	17,991	-	-	-	17,991
Due from other funds	-	666,418	482,234	-	-	1,148,652
Due from other governmental agencies	-	125,074	13,563	-	-	138,637
Inventory of supplies, at cost	-	-	101,538	-	-	101,538
Other assets	32,642	1,010,236	19,085	-	-	1,061,963
Total current assets	<u>14,737,714</u>	<u>16,697,301</u>	<u>1,404,541</u>	<u>1,393,137</u>	<u>497,555</u>	<u>34,730,248</u>
Noncurrent assets:						
Capital assets:						
Buildings	-	-	2,337,659	-	-	2,337,659
Improvements other than buildings	-	-	884,733	-	-	884,733
Machinery and equipment	9,696	-	675,162	-	-	684,858
Less accumulated depreciation	(9,696)	-	(1,568,881)	-	-	(1,578,577)
Total capital assets (net)	<u>-</u>	<u>-</u>	<u>2,328,673</u>	<u>-</u>	<u>-</u>	<u>2,328,673</u>
Total assets	<u>14,737,714</u>	<u>16,697,301</u>	<u>3,733,214</u>	<u>1,393,137</u>	<u>497,555</u>	<u>37,058,921</u>
Deferred outflows of resources:						
Deferred outflow - Pension related	51,663	18,957	209,093	-	-	279,713
Deferred outflow - OPEB related	4,962	2,236	17,327	-	-	24,525
Total deferred outflow of resources	<u>56,625</u>	<u>21,193</u>	<u>226,420</u>	<u>-</u>	<u>-</u>	<u>304,238</u>
Total Assets	<u>14,794,339</u>	<u>16,718,494</u>	<u>3,959,634</u>	<u>1,393,137</u>	<u>497,555</u>	<u>37,363,159</u>
LIABILITIES						
Current liabilities:						
Accounts and vouchers payable	55,736	1,548,242	371,321	-	-	1,975,299
Accrued liabilities	10,958	5,063	39,828	-	-	55,849
Due to other funds	650,678	2,138	836	-	-	653,652
Self-insurance claims payable	2,025,000	3,147,261	-	-	-	5,172,261
Other liabilities	528	1,080,889	-	-	-	1,081,417
Unearned revenue	-	2,630,605	-	-	-	2,630,605
Accrued compensated absences	8,534	-	6,370	-	60,751	75,655
Total current liabilities	<u>2,751,434</u>	<u>8,414,198</u>	<u>418,355</u>	<u>-</u>	<u>60,751</u>	<u>11,644,738</u>
Noncurrent liabilities:						
Accrued compensated absences	9,735	7,332	67,869	-	436,804	521,740
Self-insurance claims payable	1,774,000	-	-	-	-	1,774,000
Other postemployment benefits	20,704	11,462	69,413	-	-	101,579
Net pension liability	195,784	71,838	801,818	-	-	1,069,440
Total noncurrent liabilities	<u>2,000,223</u>	<u>90,632</u>	<u>939,100</u>	<u>-</u>	<u>436,804</u>	<u>3,466,759</u>
Total liabilities	<u>4,751,657</u>	<u>8,504,830</u>	<u>1,357,455</u>	<u>-</u>	<u>497,555</u>	<u>15,111,497</u>
Deferred inflows of resources:						
Deferred inflow - Pension related	29,718	10,905	122,464	-	-	163,087
Deferred inflow - OPEB related	5,054	2,371	15,402	-	-	22,827
Total deferred inflows of resources	<u>34,772</u>	<u>13,276</u>	<u>137,866</u>	<u>-</u>	<u>-</u>	<u>185,914</u>
NET POSITION						
Unrestricted	10,007,910	8,200,388	2,464,313	1,393,137	-	22,065,748
Total net position	<u>\$ 10,007,910</u>	<u>\$ 8,200,388</u>	<u>\$ 2,464,313</u>	<u>\$ 1,393,137</u>	<u>\$ -</u>	<u>\$ 22,065,748</u>

CHARLOTTE COUNTY, FLORIDA
 COMBINING STATEMENT OF REVENUES, EXPENSES AND CHANGES IN FUND NET POSITION
 INTERNAL SERVICE FUNDS
 For the Fiscal Year Ended September 30, 2024

	Self- Insurance Fund	Health Insurance Trust Fund	Vehicle Maintenance	Accrued Compensated Absences	Clerk of the Court	Total
Operating revenues:						
Charges for services	\$ 5,645,759	\$ 38,764,898	\$ 7,803,672	\$ 1,124,291	\$ -	\$ 53,338,620
Miscellaneous	47,749	27,609	680	-	38,043	114,081
Total operating revenues	<u>5,693,508</u>	<u>38,792,507</u>	<u>7,804,352</u>	<u>1,124,291</u>	<u>38,043</u>	<u>53,452,701</u>
Operating expenses:						
Personal services	193,608	110,571	1,127,412	1,015,342	-	2,446,933
Contractual services	677,344	3,950,123	13,529	-	-	4,640,996
Depreciation expense and amortization	-	-	241,900	-	-	241,900
Insurance claims	1,008,493	32,993,927	-	-	-	34,002,420
Insurance premiums	6,588,165	3,447,053	-	-	-	10,035,218
Purchased services	10,776	42,555	441,223	-	62,844	557,398
Materials & Supplies	16,176	26,875	102,328	-	-	145,379
Cost of sales and service	-	-	5,184,240	-	-	5,184,240
Total operating expenses	<u>8,494,562</u>	<u>40,571,104</u>	<u>7,110,632</u>	<u>1,015,342</u>	<u>62,844</u>	<u>57,254,484</u>
Operating income (loss)	<u>(2,801,054)</u>	<u>(1,778,597)</u>	<u>693,720</u>	<u>108,949</u>	<u>(24,801)</u>	<u>(3,801,783)</u>
Nonoperating revenues						
Interest revenue	960,791	795,351	23,632	-	24,801	1,804,575
Total nonoperating revenues	<u>960,791</u>	<u>795,351</u>	<u>23,632</u>	<u>-</u>	<u>24,801</u>	<u>1,804,575</u>
Income (loss) before contributions and transfers	(1,840,263)	(983,246)	717,352	108,949	-	(1,997,208)
Transfers in	8,000	8,000	44,000	-	-	60,000
Transfers out	(3,049)	-	(29,691)	-	-	(32,740)
Change in net position	(1,835,312)	(975,246)	731,661	108,949	-	(1,969,948)
Total net position - beginning	11,843,222	9,175,634	1,732,652	1,284,188	-	24,035,696
Total net position - ending	<u>\$ 10,007,910</u>	<u>\$ 8,200,388</u>	<u>\$ 2,464,313</u>	<u>\$ 1,393,137</u>	<u>\$ -</u>	<u>\$ 22,065,748</u>

CHARLOTTE COUNTY, FLORIDA
COMBINING STATEMENT OF CASH FLOWS
INTERNAL SERVICE FUNDS
For the Fiscal Year Ended September 30, 2024

	Self- Insurance Fund	Health Ins Trust Fund	Vehicle Maintenance	Accrued Compensated Absences	Clerk of the Court	Total
Cash flows from operating activities:						
Cash received from internal customers	\$ 5,645,759	\$ 38,739,834	\$ 7,319,513	\$ 1,124,291	\$ 38,043	\$ 52,867,440
Cash payments to suppliers for goods and services	(7,136,034)	(6,552,993)	(6,008,681)	-	(62,844)	(19,760,552)
Cash payments to employees for services	(241,344)	(100,105)	(1,080,434)	(1,015,342)	-	(2,437,225)
Insurance claims	(1,329,493)	(33,115,273)	-	-	-	(34,444,766)
Other operating revenues	168,467	27,610	31,286	-	-	227,363
Net cash provided (used) by operating activities	<u>(2,892,645)</u>	<u>(1,000,927)</u>	<u>261,684</u>	<u>108,949</u>	<u>(24,801)</u>	<u>(3,547,740)</u>
Operating transfers from other funds	8,000	8,000	44,000	-	-	60,000
Net cash provided by non capital financing activities	<u>8,000</u>	<u>8,000</u>	<u>44,000</u>	<u>-</u>	<u>-</u>	<u>60,000</u>
Cash flows from capital and related financing activities:						
Acquisition of capital assets	-	-	(12,075)	-	-	(12,075)
Capital transfers (to) from other funds	(3,049)	-	(29,693)	-	-	(32,742)
Net cash (used) by capital financing activities	<u>(3,049)</u>	<u>-</u>	<u>(41,768)</u>	<u>-</u>	<u>-</u>	<u>(44,817)</u>
Cash flows from investing activities:						
Purchase of investment securities	(14,759,835)	(43,977,578)	(7,928,663)	(1,681,976)	(869,421)	(69,217,473)
Proceeds from sale and maturities of investment securities	14,487,772	44,053,678	7,707,525	1,527,962	932,266	68,709,203
Interest and dividends on investments	960,931	795,696	22,043	-	24,801	1,803,471
Net cash provided (used) by investing activities	<u>688,868</u>	<u>871,796</u>	<u>(199,095)</u>	<u>(154,014)</u>	<u>87,646</u>	<u>1,295,201</u>
Cash and cash equivalents:						
Net change in cash and cash equivalents	(2,198,826)	(121,131)	64,821	(45,065)	62,845	(2,237,356)
Cash and cash equivalents, October 1, 2023	7,827,927	7,414,706	237,975	603,327	434,710	16,518,645
Cash and cash equivalents, September 30, 2024	<u>\$ 5,629,101</u>	<u>\$ 7,293,575</u>	<u>\$ 302,796</u>	<u>\$ 558,262</u>	<u>\$ 497,555</u>	<u>\$ 14,281,289</u>

CHARLOTTE COUNTY, FLORIDA
COMBINING STATEMENT OF CASH FLOWS
INTERNAL SERVICE FUNDS
For the Fiscal Year Ended September 30, 2024

	Self- Insurance Fund	Health Ins Trust Fund	Vehicle Maintenance	Accrued Compensated Absences	Clerk of the Court	Total
Reconciliation of operating income (loss) to net cash provided (used) from operating activities:						
Operating income (loss)	\$ (2,801,054)	\$ (1,778,597)	\$ 693,720	\$ 108,949	\$ (24,801)	\$ (3,801,783)
Adjustments to reconcile operating income (loss) to net cash provided (used) by operating activities:						
Depreciation expense and amortization	-	-	241,900	-	-	241,900
Deferred outflows - pension related	24,134	643	6,555	-	-	31,332
Deferred outflows - OPEB related	-	-	-	-	-	-
Deferred inflows - pension related	20,454	8,116	90,806	-	-	119,376
Changes in assets and liabilities:						
(Increase) decrease in:						
Accounts receivable	120,718	51,364	-	-	-	172,082
Due from constitutional officers	-	(125,074)	1,727	-	-	(123,347)
Due from other governments	-	-	(5,901)	-	-	(5,901)
Due from other funds	-	(181,341)	(479,985)	-	-	(661,326)
Inventory	-	-	30,606	-	-	30,606
Other assets	(576)	3,863	2,172	-	-	5,459
Increase (decrease) in:						
Accounts and vouchers payable	(9,174)	1,092,816	(268,197)	-	-	815,445
Accrued liabilities	2,958	1,751	(1,904)	-	-	2,805
Accrued compensated absences	3,291	2,277	12,368	-	-	17,936
Other postemployment benefits	(319,623)	549	6,070	-	-	(313,004)
Unearned revenue	-	48,646	-	-	-	48,646
Other liabilities	-	(24,952)	-	-	-	(24,952)
Due to constitutional officers	-	2,138	-	-	-	2,138
Due to other funds	165,601	-	836	-	-	166,437
Self-insurance claims payable	-	(96,394)	-	-	-	(96,394)
Net pension liability increase	(99,374)	(6,732)	(69,089)	-	-	(175,195)
Total adjustments	(91,591)	777,670	(432,036)	-	-	254,043
Net cash provided (used) by operating activities:	<u>\$ (2,892,645)</u>	<u>\$ (1,000,927)</u>	<u>\$ 261,684</u>	<u>\$ 108,949</u>	<u>\$ (24,801)</u>	<u>\$ (3,547,740)</u>
Noncash investing, capital and financing activities:						
Change in fair value of investments	\$ 217,024	\$ 190,441	\$ 6,849	\$ -	\$ -	\$ 414,314

CHARLOTTE COUNTY, FLORIDA
 COMBINING STATEMENT OF FIDUCIARY NET POSITION
 CUSTODIAL FUNDS
 September 30, 2024

	Board of County Commissioners	Clerk of the Circuit Court	Sheriff	Tax Collector	Total Custodial Funds
ASSETS					
Cash and cash equivalents	\$ 3,513	\$ 17,173,344	\$ 405,409	\$ 10,483,026	\$ 28,065,292
Investments	5,721	-	-	-	5,721
Accounts, leases and assessments receivable, net	-	8,926	-	-	8,926
Due from other governmental agencies	-	-	-	16,790	16,790
Due from individuals	-	-	-	7,196	7,196
Other assets	15	-	-	-	15
Total assets	\$ 9,249	\$ 17,182,270	\$ 405,409	\$ 10,507,012	\$ 28,103,940
LIABILITIES					
Accounts and vouchers payable	\$ -	\$ 36,944	\$ -	\$ -	\$ 36,944
Due to other governmental agencies	-	103,420	-	869,817	973,237
Due to individuals	-	-	264,121	1,002,996	1,267,117
Deposits	-	1,230	-	8,629,921	8,631,151
Other liabilities	-	73,283	-	-	73,283
Total liabilities	-	214,877	264,121	10,502,734	10,981,732
NET POSITION					
Restricted for:					
Individuals, organizations, and other governments	9,249	16,968,083	141,288	4,278	17,122,898
Total Net Position	\$ 9,249	\$ 16,968,083	\$ 141,288	\$ 4,278	\$ 17,122,898

CHARLOTTE COUNTY, FLORIDA
 COMBINING STATEMENT OF CHANGES IN FIDUCIARY NET POSITION
 CUSTODIAL FUNDS
 For the Fiscal Year Ended September 30, 2024

	Board of County Commissioners	Clerk of Court	Sheriff	Tax Collector	Total Custodial Funds
Additions:					
Cash bonds collected	\$ -	\$ -	\$ 884,990	\$ -	\$ 884,990
Employee contributions to charities collected	498	9,112	163,863	7,613	181,086
Evidence monies collected	-	-	43,968	-	43,968
Explorer's funds collected	-	-	11,885	-	11,885
Fines and forfeitures	-	16,071,520	177,186	-	16,248,706
Escrow funds collected	-	278,988	-	-	278,988
Licenses and tag fees collected	-	-	-	31,247,209	31,247,209
Prisoners funds collected	-	-	1,553,353	-	1,553,353
Property taxes and fees collected	-	-	-	620,358,500	620,358,500
Registry of the court	-	13,165,426	-	-	13,165,426
Support	-	17,845	-	-	17,845
Tax deeds	-	20,636,917	-	-	20,636,917
Tourist development fees collected	-	-	-	9,131,951	9,131,951
Total additions	<u>\$ 498</u>	<u>\$ 50,179,808</u>	<u>\$ 2,835,245</u>	<u>\$ 660,745,273</u>	<u>\$ 713,760,824</u>
Deductions:					
Cash bonds collected	\$ -	\$ -	\$ 882,483	\$ -	\$ 882,483
Employee contributions to charities collected	-	9,603	-	8,447	18,050
Evidence monies collected	-	-	44,305	-	44,305
Explorer's funds collected	-	-	11,923	-	11,923
Fines and forfeitures	-	15,731,776	157,588	-	15,889,364
Escrow funds collected	-	270,610	-	-	270,610
Licenses and tag fees collected	-	-	-	31,247,209	31,247,209
Prisoners funds collected	-	-	1,760,278	-	1,760,278
Property taxes and fees collected	-	-	-	620,358,500	620,358,500
Registry of the court	-	14,043,718	-	-	14,043,718
Support	-	17,845	-	-	17,845
Tax deeds	-	20,999,701	-	-	20,999,701
Tourist development fees collected	-	-	-	9,131,951	9,131,951
Total deductions	<u>-</u>	<u>51,073,253</u>	<u>2,856,577</u>	<u>660,746,107</u>	<u>714,675,937</u>
Change in Net Position	498	(893,445)	(21,332)	(834)	(915,113)
Net Position, beginning	<u>8,751</u>	<u>17,861,528</u>	<u>162,620</u>	<u>5,112</u>	<u>18,038,011</u>
Net Position, ending	<u>\$ 9,249</u>	<u>\$ 16,968,083</u>	<u>\$ 141,288</u>	<u>\$ 4,278</u>	<u>\$ 17,122,898</u>

**Report of Independent Auditor on Internal Control over Financial Reporting and on
Compliance and Other Matters Based on an Audit of Financial Statements
Performed in Accordance with Government Auditing Standards**

To the Honorable Board of County
Commissioners of Charlotte County, Florida

We have audited, in accordance with the auditing standards generally accepted in the United States of America and the standards applicable to financial audits contained in *Government Auditing Standards* issued by the Comptroller General of the United States, the financial statements of the governmental activities, the business-type activities, each major fund, the discretely presented component unit, and the aggregate remaining fund information of Charlotte County, Florida (the "County") as of and for the year ended September 30, 2024, and the related notes to the financial statements, which collectively comprise the County's basic financial statements, and have issued our report thereon dated March 31, 2025. Our report includes a reference to another auditor who audited the financial statements of the Charlotte County Clerk of the Circuit Court, Property Appraiser, Sheriff, Supervisor of Elections, and Tax Collector as described in our report on the County's financial statements. This report does not include the results of the other auditor's testing of internal control over financial reporting or compliance and other matters that are reported on separately by the other auditor.

Report on Internal Control over Financial Reporting

In planning and performing our audit of the financial statements, we considered the County's internal control over financial reporting ("internal control") as a basis for designing audit procedures that are appropriate in the circumstances for the purpose of expressing our opinions on the financial statements, but not for the purpose of expressing an opinion on the effectiveness of the County's internal control. Accordingly, we do not express an opinion on the effectiveness of the County's internal control.

A deficiency in internal control exists when the design or operation of a control does not allow management or employees, in the normal course of performing their assigned functions, to prevent, or detect and correct, misstatements on a timely basis. *A material weakness* is a deficiency, or a combination of deficiencies, in internal control, such that there is a reasonable possibility that a material misstatement of the entity's financial statements will not be prevented, or detected and corrected, on a timely basis. *A significant deficiency* is a deficiency, or a combination of deficiencies, in internal control that is less severe than a material weakness, yet important enough to merit attention by those charged with governance.

Our consideration of internal control was for the limited purpose described in the first paragraph of this section and was not designed to identify all deficiencies in internal control that might be material weaknesses or significant deficiencies. Given these limitations, during our audit we did not identify any deficiencies in internal control that we consider to be material weaknesses. However, material weaknesses or significant deficiencies may exist that were not identified.

Report on Compliance and Other Matters

As part of obtaining reasonable assurance about whether the County's financial statements are free from material misstatement, we performed tests of its compliance with certain provisions of laws, regulations, contracts, and grant agreements, noncompliance with which could have a direct and material effect on the financial statements. However, providing an opinion on compliance with those provisions was not an objective of our audit and, accordingly, we do not express such an opinion. The results of our tests disclosed no instances of noncompliance or other matters that are required to be reported under *Government Auditing Standards*.

urpose of this Report

The purpose of this report is solely to describe the scope of our testing of internal control and compliance and the results of that testing, and not to provide an opinion on the effectiveness of the County's internal control or on compliance. This report is an integral part of an audit performed in accordance with *Government Auditing Standards* in considering the County's internal control and compliance. Accordingly, this communication is not suitable for any other purpose.

Cherry Bekasart LLP

Orlando, Florida
March 31, 2025

Independent Auditor's Management Letter

To the Honorable Board of County
Commissioners of Charlotte County, Florida

Report on the Financial Statements

We have audited the financial statements and the related notes to the financial statements of the governmental activities, the business-type activities, the discretely presented component unit, each major fund, and the aggregate remaining fund information of Charlotte County, Florida (the "County"), as of and for the fiscal year ended September 30, 2024, and the related notes to the financial statements, and have issued our report thereon dated March 31, 2025. We did not audit the financial statements of the Charlotte County Clerk of the Circuit Court, Property Appraiser, Sheriff, Supervisor of Elections, and Tax Collector (collectively, the "Officers"), whose statements reflect 2% of the assets, 1% of the net position, and 12% of the revenue of the County's governmental activities, 16% of the assets, 0% of the fund balance, and 19% of the revenue of the General Fund, and 6% of the assets, 4% of the fund balance/net position, and 68% of the revenue/additions of the aggregate remaining fund information and the Clerk of the Court Fund. The financial statements of the Officers were audited by another auditor whose reports have been furnished to us, and our opinions, insofar as they relate to data included for the Officers, are based solely on the reports of the other auditor.

Auditor's Responsibility

We conducted our audit in accordance with auditing standards generally accepted in the United States of America; the standards applicable to financial audits contained in *Government Auditing Standards*, issued by the Comptroller General of the United States; the audit requirements of Title 2 U.S. *Code of Federal Regulations CFR Part 200, Uniform Administrative Requirements, Cost Principles, and Audit Requirements of Federal Awards* ("Uniform Guidance"); and Chapter 10.550, Rules of the Auditor General.

This letter excludes consideration of the Officers, which were audited by another auditor, and for which separate management letters have been issued.

Other Reporting Requirements

We have issued our Report of Independent Auditor on Internal Control over Financial Reporting and on Compliance and Other Matters Based on an Audit of Financial Statements Performed in Accordance with *Government Auditing Standards* Report of Independent Auditor on Compliance for Each Major Federal Awards Program and State Financial Assistance Project and on Internal Control over Compliance Required by Uniform Guidance and Chapter 10.550, *Rules of the Auditor General*; Schedule of Findings and Questioned Costs; and Report of Independent Accountant on Compliance with Local Government Investment Policies and E911 Requirements of Sections 365.172 and 365.173, Florida Statutes. Disclosures in those reports and schedule, which are dated March 31, 2025, should be considered in conjunction with this management letter.

Prior Audit Findings

Section 10.554(1)(i)1., Rules of the Auditor General, requires that we determine whether or not corrective actions have been taken to address findings and recommendations made in the preceding annual financial audit report. There were no findings or recommendations in the preceding annual financial audit report.

Official Title and Legal Authority

Sections 10.554(1)(i)4., Rules of the Auditor General, requires that the name or official title and legal authority for the primary government and each component unit of the reporting entity be disclosed in this management letter, unless disclosed in the notes to the financial statements. Refer to Note 1 in the notes to the financial statements regarding the creation of the Charlotte County, Florida and each component unit.

Financial Condition and Management

Sections 10.554(1)(i)5.a. and 10.556(7), Rules of the Auditor General, require us to apply appropriate procedures and communicate the results of our determination as to whether or not the County has met one or more of the conditions described in Section 218.503(1), Florida Statutes, and to identify the specific condition(s) met. In connection with our audit, we determined the County did not meet any of the conditions described in Section 218.503(1), Florida Statutes.

Pursuant to Sections 10.554(1)(i)5.b. and 10.556(8), Rules of the Auditor General, we applied financial condition assessment procedures for the County. It is management's responsibility to monitor the County's financial condition, and our financial condition assessment was based in part on representations made by management and the review of financial information provided by same.

Section 10.554(1)(i)2., Rules of the Auditor General, requires that we communicate any recommendations to improve financial management. In connection with our audit, we did not have any such recommendations.

Property Assessed Clean Energy Programs

As required by Section 10.554(1)(i)6.a., Rules of the Auditor General, the CRA did not operate a PACE program authorized pursuant to Section 163.081 or Section 163.082, Florida Statutes, within the County's geographical boundaries during the fiscal year under audit.

Specific Information

As required by Section 218.39(3)(c), Florida Statutes, and Section 10.554(1)(i)6, Rules of the Auditor General, the Charlotte County Industrial Development Authority ("IDA"), a discretely presented component unit of Charlotte County, Florida, reported:

- a. The total number of IDA employees compensated in the last pay period of the district's fiscal year as zero.
- b. The total number of independent contractors to whom nonemployee compensation was paid in the last month of the IDA's fiscal year as zero.
- c. All compensation earned by or awarded to employees, whether paid or accrued, regardless of contingency as zero.
- d. All compensation earned by or awarded to nonemployee independent contractors, whether paid or accrued, regardless of contingency as zero.
- e. Each construction project with a total cost of at least \$65,000 approved by the County that is scheduled to begin on or after October 1 of the fiscal year being reported, together with the total expenditures for such project as none.
- f. A budget variance based on the budget adopted under Section 189.016(4), Florida Statutes, before the beginning of the fiscal year being reported if the County amends a final adopted budget under Section 189.016(6), Florida Statutes, as zero.

The required information for the Murdock Village Community Redevelopment Agency, Charlotte Harbor Community Redevelopment Agency, and Parkside Community Redevelopment Agency is fulfilled by inclusion in separately presented stand-alone audit reports.

We provide no assurance regarding the information presented above since it was not subjected to auditing procedures.

Deepwater Horizon Oil Spill

Section 10.556(10)(e), Rules of the Auditor General, requires a determination of the County's compliance with federal and state laws, rules, regulations, contracts, or grant agreements related to the receipt and expenditure of funds related to the Deepwater Horizon oil spill. The County's Deepwater Horizon oil spill funds received are unrestricted and, therefore, do not have related compliance requirements.

Additional Matters

Section 10.554(1)(i)3., Rules of the Auditor General, requires us to communicate noncompliance with provisions of contracts or grant agreements, or fraud, waste, or abuse, that has occurred, or is likely to have occurred, that has an effect on the financial statements that is less than material, but which warrants the attention of those charged with governance. In connection with our audit of the County, we did not have any such findings.

Purpose of this letter

The purpose of this management letter is to communicate certain matters prescribed by Chapter 10.550, Rules of the Auditor General. Accordingly, this management letter is not suitable for any other purpose.

Cherry Bekaert LLP

Orlando, Florida
March 31, 2025

**Report of Independent Accountant on compliance with
local Government Investment policies and Requirements of
Sections and Florida Statutes**

To the Honorable Board of County
Commissioners of Charlotte County, Florida

We have examined the Charlotte County, Florida's (the "County") compliance with the local government investment policy requirements of Section 218.415, Florida Statutes, and E911 requirements of Sections 365.172 and 365.173, Florida Statutes, during the year ended September 30, 2024. Management of the County is responsible for the County's compliance with the specified requirements. Our responsibility is to express an opinion on the County's compliance with the specified requirements based on our examination.

Our examination was conducted in accordance with attestation standards established by the American Institute of Certified Public Accountants. Those standards require that we plan and perform the examination to obtain reasonable assurance about whether the County complied, in all material respects, with the specified requirements referenced above. An examination involves performing procedures to obtain evidence about whether the County complied with the specified requirements. The nature, timing, and extent of the procedures selected depend on our judgement, including an assessment of the risks of material noncompliance, whether due to fraud or error. We believe the evidence obtained is sufficient and appropriate to provide a reasonable basis for our opinion.

We are required to be independent and to meet our other ethical responsibilities in accordance with relevant ethical requirements relating to the engagement.

Our examination does not provide a legal determination on the County's compliance with the specified requirements.

The purpose of this report is to comply with the audit requirements of Sections 218.415, 365.172, and 365.173, Florida Statutes, and Rules of the Auditor General.

In our opinion, the County complied, in all material respects, with the local investment policy requirements of Section 218.415, Florida Statutes, and E911 requirements of Sections 365.172 and 365.173, Florida Statutes, during the year ended September 30, 2024.

Cherry Bekaert LLP

Orlando, Florida
March 31, 2025

**CHARLOTTE COUNTY, FLORIDA
SCHEDULE OF INSURANCE POLICIES IN FORCE
FOR FISCAL YEAR 2023-2024**

Broker: Gehring Group Insurance

Insurer	Risk	Coverage Limits	Premium	Impacted Dept
Florida Municipal Insurance Trust	Property	\$ 150,000,000	\$ 5,078,708	BCC Depts and Elected Officials
Florida Municipal Insurance Trust	Boiler & Machinery	\$ 100,000,000	Included in FMIT Prgm	BCC Depts and Elected Officials
Florida Municipal Insurance Trust	Inland Marine	\$ 10,918,004	Included in FMIT Prgm	BCC Depts and Elected Officials
Florida Municipal Insurance Trust	Liability	\$ 1,500,000	\$ 346,502	BCC Depts and Elected Officials
Florida Municipal Insurance Trust	Public Officials	\$ 1,500,000	Included in FMIT Prgm	BCC Depts and Elected Officials
Florida Municipal Insurance Trust	Cyber	\$ 1,000,000	\$ 8,848	BCC Depts and Elected Officials
Florida Municipal Insurance Trust	Auto	\$ 1,500,000	\$ 100,838	BCC Depts and Elected Officials
Florida Municipal Insurance Trust	Auto Physical Damage	\$ 1,000,000	\$ 28,394	BCC Depts and Elected Officials
Florida Municipal Insurance Trust	Excess Workers' Comp	\$ 1,000,000	\$ 550,430	BCC Depts and Elected Officials
Travelers	Crime	\$ 1,000,000	\$ 6,414	BCC Depts and Elected Officials
Chubb	Unmanned Aviation	\$ 1,000,000	\$ 3,196	BCC Depts
AWAC	Pollution Legal Liability	\$ 1,000,000	\$ 20,939	BCC Depts
Gerber Life	Inmate Medical Excess	\$ 225,000	\$ 389,236	BCC/Sheriff
Wright Flood	Flood Insurance	Various by Location	\$ 203,750	BCC Depts
AIG/Nat'l Fire Ins	Statutory AD&D	\$75,000.00 to \$225,000.00	\$ 34,748	Fire EMS
Commerce & Industry	Storage Tank	\$1,000,000 / \$2,000,000	\$ 24,146	BCC Depts

SECTION II

CLERK OF THE CIRCUIT COURT

Roger D. Eaton



PHONE: 941.639.6600 | FAX: 941.639.6115
366 E OLYMPIA AVE, PUNTA GORDA, FL 33950
AshleyBrownCPAS.com

Independent Auditor's Report

Honorable Roger D. Eaton
Clerk of the Circuit Court
Charlotte County, Florida

Report on the Financial Statements

We have audited the accompanying financial statements of each major fund and the aggregate remaining fund information of the Charlotte County, Florida Clerk of the Circuit Court (the "Clerk"), as of and the fiscal year ended September 30, 2024, and the related notes to the financial statements, which collectively comprise the Clerk's special purpose financial statements, as listed in the table of contents.

In our opinion, the financial statements referred to above present fairly, in all material respects, the respective financial position of each major fund, the aggregate remaining fund information of Clerk, as of September 30, 2024, and for the year then ended in accordance with accounting principles generally accepted in the United States of America.

Basis of Opinions

We conducted our audit in accordance with auditing standards generally accepted in the United States of America. Our responsibilities under those standards are further described in the Auditor's Responsibilities for the Audit of the Financial Statements section of our report. We are required to be independent of the Clerk, and to meet our other ethical responsibilities, in accordance with the relevant ethical requirements relating to our audit. We believe that the audit evidence we have obtained is sufficient and appropriate to provide a basis for our audit opinions.

Responsibilities of Management for the Financial Statements

Management is responsible for the preparation and fair presentation of these financial statements in accordance with accounting principles generally accepted in the United States of America; and for the design, implementation, and maintenance of internal control relevant to the preparation and fair presentation of financial statements that are free from material misstatement, whether due to fraud or error.

In preparing the financial statements, management is required to evaluate whether there are conditions or events, considered in the aggregate, that raise substantial doubt about the Clerk's ability to continue as a going concern for twelve months beyond the financial statement date, including any currently known information that may raise substantial doubt shortly thereafter.

Auditor's Responsibilities for the Audit of the Financial Statements

Our objectives are to obtain reasonable assurance about whether the financial statements as a whole are free from material misstatement, whether due to fraud or error, and to issue an auditor's report that includes our opinions. Reasonable assurance is a high level of assurance but is not absolute assurance and therefore is not a guarantee that an audit conducted in accordance with generally accepted auditing standards and *Government Auditing Standards* will always detect a material misstatement when it exists. The risk of not detecting a material misstatement resulting from fraud is higher than for one resulting from error, as fraud may involve collusion, forgery, intentional omissions, misrepresentations, or the override of internal control. Misstatements are considered material if there is a substantial likelihood that, individually or in the aggregate, they would influence the judgment made by a reasonable user based on the financial statements.

In performing an audit in accordance with generally accepted auditing standards and *Government Auditing Standards*, we:

- Exercise professional judgment and maintain professional skepticism throughout the audit.
- Identify and assess the risks of material misstatement of the financial statements, whether due to fraud or error, and design and perform audit procedures responsive to those risks. Such procedures include examining, on a test basis, evidence regarding the amounts and disclosures in the financial statements.
- Obtain an understanding of internal control relevant to the audit in order to design audit procedures that are appropriate in the circumstances, but not for the purpose of expressing an opinion on the effectiveness of the Clerk's internal control. Accordingly, no such opinion is expressed.
- Evaluate the appropriateness of accounting policies used and the reasonableness of significant accounting estimates made by management, as well as evaluate the overall presentation of the financial statements.
- Conclude whether, in our judgment, there are conditions or events, considered in the aggregate, that raise substantial doubt about the Clerk's ability to continue as a going concern for a reasonable period of time.

We are required to communicate with those charged with governance regarding, among other matters, the planned scope and timing of the audit, significant audit findings, and certain internal control-related matters that we identified during the audit.

Required Supplementary Information

Accounting principles generally accepted in the United States of America require that the general fund budgetary comparison information, as listed in the table of contents, be presented to supplement the financial statements. Such information, although not a required part of the financial statements, is required by the Governmental Accounting Standards Board, who considers it to be an essential part of financial reporting for placing the financial statements in an appropriate operational, economic, or historical context. We have applied certain limited procedures to the required supplementary information in accordance with auditing standards generally accepted in the United States of America, which consisted of inquiries of management about the methods of preparing the information and comparing the information for consistency with management's responses to our inquiries, the financial statements, and other knowledge we obtained during our audit of the financial statements. We do not express an opinion or provide any assurance on the information because the limited procedures do not provide us with sufficient evidence to express an opinion or provide any assurance.

Supplementary Information

Our audit was conducted for the purpose of forming opinions on the financial statements that collectively comprise the Clerk's special-purpose financial statements. The combining statements, as listed in the table of contents, are presented for purposes of additional analysis and are not a required part of the financial statements. Such information is the responsibility of management and was derived from and relates directly to the underlying accounting and other records used to prepare the special purpose financial statements. The information has been subjected to the auditing procedures applied in the audit of the special purpose financial statements and certain additional procedures, including comparing and reconciling such information directly to the underlying accounting and other records used to prepare the special purpose financial statements or to the special purpose financial statements themselves, and other additional procedures in accordance with auditing standards generally accepted in the United States of America. In our opinion, the combining statements are fairly stated, in all material respects, in relation to the special purpose financial statements as a whole.

Emphasis of Matter

Basis of Presentation

As discussed in Note 1 to the financial statements, the financial statements referred to above were prepared solely for the purpose of complying with the Rules of the Auditor General of the State of Florida (the "Rules"). In conformity with the Rules, the accompanying financial statements are intended to present the financial position and changes in financial position of the major funds, and the aggregate remaining fund information, only for that portion of each major funds and the aggregate remaining fund information, of Charlotte County that is attributable to the Clerk. They do not purport to, and do not, present fairly the financial position of Charlotte County as of September 30, 2024, and the changes in its financial position for the fiscal year then ended in conformity with accounting principles generally accepted in the United States of America. Our opinion is not modified with respect to these matters.

Other Reporting Required by *Government Auditing Standards*

In accordance with *Government Auditing Standards*, we have also issued our report dated March 13, 2025, on our consideration of the Clerk's internal control over financial reporting and on our tests of its compliance with certain provisions of laws, rules, regulations, contracts, and grant agreements and other matters under the heading INDEPENDENT AUDITOR'S REPORT ON INTERNAL CONTROL OVER FINANCIAL REPORTING AND ON COMPLIANCE AND OTHER MATTERS BASED ON AN AUDIT OF THE FINANCIAL STATEMENTS PERFORMED IN ACCORDANCE WITH *GOVERNMENT AUDITING STANDARDS*. The purpose of that report is to describe the scope of our testing of internal control over financial reporting and compliance and the results of that testing, and not to provide an opinion on internal control over financial reporting or on compliance. That report is an integral part of an audit performed in accordance with *Government Auditing Standards* in considering the Clerk's internal control over financial reporting and compliance.

Ashley, Brown & Smith, CPAs

Punta Gorda, Florida
March 13, 2025

CLERK OF THE CIRCUIT COURT
 BALANCE SHEET
 GOVERNMENTAL FUNDS
 SEPTEMBER 30, 2024

Assets	General	Modernization Trust	Civil Cases Filing Fees Trust
Cash and cash equivalents	\$ 4,818,824	\$ 7,309,433	\$ 126,746
Accounts and assessments receivable, net	126	5	
Due from other constitutional officers			
Board of County Commissioners	244,153	2,506	
Sheriff	164		
Due from other governmental agencies	931		
Other assets	67,109		
Total assets	5,131,307	7,311,944	126,746
Liabilities			
Accounts and vouchers payable	208,836	200,287	
Accrued liabilities	154,209		
Due to other constitutional officers			
Board of County Commissioners	875,138		
Tax Collector	1,295		
Due to other governmental agencies	5,018	2,497	
Deposits	19,422		
Other liabilities	3,867,389		
Total liabilities	5,131,307	202,784	
Fund Balance			
Restricted			
Court related technology Clerk		4,663,915	
Court related technology Board		1,200,683	
Court related Operations		57,516	
Assigned			
Court functions		1,187,046	126,746
Total fund balances	5,131,307	7,109,160	126,746
Total liabilities and fund balances	\$ 5,131,307	\$ 7,311,944	\$ 126,746

See accompanying notes.

IV D Reimbursement	Court related	Documentary Stamp/ Intangible	Total Governmental Funds
\$ 230,123	\$ 1,263,626	\$ 1,750,569	\$ 15,499,321
29	1,186		1,346
	1,030		247,689
12,625	28,936		164
	34,907		42,492
<u>242,777</u>	<u>1,329,685</u>	<u>1,750,569</u>	<u>15,893,028</u>
	5,442		414,565
	37,777		191,986
	280,679		1,155,817
	642,705	1,750,569	1,295
	405		2,400,789
	<u>967,008</u>	<u>1,750,569</u>	19,422
			<u>3,867,794</u>
			<u>8,051,668</u>
			4,663,915
			1,200,683
			57,516
<u>242,777</u>	<u>362,677</u>		<u>1,919,246</u>
<u>242,777</u>	<u>362,677</u>		<u>7,841,360</u>
<u>\$ 242,777</u>	<u>\$ 1,329,685</u>	<u>\$ 1,750,569</u>	<u>\$ 15,893,028</u>

C A LOTTE COUNTY, FLORIDA
 CLERK OF THE CIRCUIT COURT
 STATEMENT OF REVENUES, EXPENDITURES AND CHANGES IN FUND BALANCE
 GOVERNMENTAL FUNDS
 For the Fiscal Year Ended September 30, 2024

	General	Modernization Trust	Civil Cases Filing Fees Trust
Revenues:			
Intergovernmental	\$	\$	\$
Charges for services	2,060,853	1,585,029	
Fines and forfeitures			
Miscellaneous	<u>2,259,322</u>	<u>421,623</u>	<u>6,841</u>
Total revenues	<u>4,320,175</u>	<u>2,006,652</u>	<u>6,841</u>
Expenditures:			
Current			
General government	6,359,059	746,801	
Court related	<u>1,685,662</u>	<u>2,117,138</u>	
Total expenditures	<u>8,044,721</u>	<u>2,863,939</u>	
Excess of revenues over/ under expenditures	<u>3,724,546</u>	<u>857,287</u>	<u>6,841</u>
Other financing sources/ uses:			
Issuance of agreements	1,410,897	741,730	
Transfers in	3,101,794		
Transfers out	<u>788,145</u>	<u>243,717</u>	
Total other financing sources/ uses	<u>3,724,546</u>	<u>498,013</u>	
Excess of revenues and other sources over/ under expenditures and other uses		359,274	6,841
Fund balances, October 1, 2023		<u>7,468,434</u>	<u>119,905</u>
Fund balances, September 30, 2024	<u>\$</u>	<u>\$ 7,109,160</u>	<u>\$ 126,746</u>

See accompanying notes.

IV D Reimbursement	Court related	Documentary Stamp/ Intangible	Total Governmental Funds
\$ 55,389	\$ 501,802	\$	\$ 557,191
604	3,461,333	48,145,070	55,252,889
	1,406,357		1,406,357
13,112	24,588	64,585	2,790,071
<u>69,105</u>	<u>5,394,080</u>	<u>48,209,655</u>	<u>60,006,508</u>
		47,968,929	55,074,789
	4,869,111		8,671,911
	<u>4,869,111</u>	<u>47,968,929</u>	<u>63,746,700</u>
<u>69,105</u>	<u>524,969</u>	<u>240,726</u>	<u>3,740,192</u>
			2,152,627
	336,068		3,437,862
55,389	923,097	240,726	2,251,074
<u>55,389</u>	<u>587,029</u>	<u>240,726</u>	<u>3,339,415</u>
			400,777
13,716	62,060		
229,061	424,737		8,242,137
<u>\$ 242,777</u>	<u>\$ 362,677</u>	<u>\$</u>	<u>\$ 7,841,360</u>

CHARLOTTE COUNTY, FLORIDA
 CLERK OF THE CIRCUIT COURT
 STATEMENT OF CUSTODIAL FUNDS NET POSITION
 SEPTEMBER 30, 2024

Assets	<u>Total Custodial Funds</u>
Cash and cash equivalents	\$ 17,173,344
Investments at fair value	-
Accounts and assessments receivable, net	8,926
Due from other funds	-
Due from other constitutional officers	-
Board of County Commissioners	-
Property Appraiser	-
Sheriff	-
Tax Collector	-
Due from other governmental agencies	-
Inventory of supplies, at cost	-
Other assets	-
Total assets	<u>17,182,270</u>
Liabilities	
Accounts and vouchers payable	\$ 36,944
Contracts payable	-
Accrued liabilities	-
Due to other funds	-
Due to other constitutional officers	-
Board of County Commissioners	98,407
Property Appraiser	-
Sheriff	3,302
Tax Collector	-
Due to other governmental agencies	481
Deposits	1,230
Other liabilities	73,823
Total liabilities	<u>214,187</u>
Net position	
Restricted for:	
Individuals, organizations and other governments	<u>\$ 16,968,083</u>

See accompanying notes

CHARLOTTE COUNTY, FLORIDA
 CLERK OF THE CIRCUIT COURT
 STATEMENT OF CHANGES IN CUSTODIAL FUNDS NET POSITION
 FOR THE FISCAL YEAR ENDED SEPTEMBER 30, 2024

	Custodial Funds
Additions:	
Fines and forfeitures	\$ 16,071,520
Tax deeds	20,636,917
Support	17,845
Registry of the court	13,165,426
Escrow funds collected	278,988
Employee contributions to charities collected	9,112
Total additions:	50,179,808
Deductions:	
Fines and forfeitures	15,731,776
Tax deeds	20,999,701
Support	17,845
Registry of the court	14,043,718
Escrow funds	270,610
Employee contributions to charities collected	9,603
Total deductions:	51,073,253
Change in Net Position	(893,445)
Net Position, beginning	17,861,528
Net Position, ending	\$ 16,968,083

See accompanying notes

CHARLOTTE COUNTY, FLORIDA
CLERK OF THE CIRCUIT COURT
NOTES TO FINANCIAL STATEMENTS
SEPTEMBER 30, 2024

Note 1. Summary of Significant Accounting Policies

The following is a summary of the more significant accounting principles and policies

(a) Defining the Governmental Reporting Entity

The Clerk, as an elected constitutional officer, was established by the Constitution of the State of Florida, Article VIII, Section 1(d). As such, the Clerk's financial statements are included in the basic financial statements of Charlotte County, the primary government. A component unit is a legally separate organization for which the elected officials of the primary government are financially accountable. Based on the criteria established by Statement of Governmental Accounting Standards Board Number 14, Financial Reporting Entity, there are no component units included in the Clerk's financial statements.

(b) Fund Accounting

The accounts of the Clerk are organized on the basis of funds, each of which is considered a separate accounting entity. The operations of each fund are accounted for with a separate set of self-balancing accounts that comprise its assets, liabilities, fund equity, and revenues and expenditures, as appropriate. Government resources are allocated to, and accounted for, in individual funds, based upon the purposes for which they are to be spent and the means by which spending activities are controlled.

The following funds are used by the Clerk:

General Fund – The General Fund is used to account for all revenues and expenditures applicable to the general operations of the Clerk, which are not properly accounted for in another fund. All operating revenues, which are not specifically restricted or designated as to use, are recorded in the General Fund.

General property taxes levied by the Board of County Commissioners (the Board) for the Clerk are reported as operating transfers in. Excess revenues at the end of the year, due back to the Board, are shown as operating transfers out.

Special Revenue Funds – The Special Revenue Funds are used to account for the proceeds of specific revenue sources other than major capital projects that are legally restricted to expenditures for specified purposes.

Internal Service Fund – The Internal Service Fund is used to account for accrued compensated absences provided to other funds.

Custodial Funds – Custodial funds are used to account for assets held by public officials in a trustee capacity or as a custodian for individuals, private organizations, other governments and/or other funds. Custodial funds are used to report fiduciary activities that are not reported in pension (and other employee benefit) trust funds, investment trust funds, or private-purpose trust funds.

(c) Measurement Focus

Governmental Funds – The General Fund and the Special Revenue Fund are accounted for on a spending or financial flow measurement focus. This means that only current assets and current liabilities are generally included on the balance sheet. Accordingly, the reported undesignated fund balance (net current assets) is considered a measure of available, spendable, or appropriable resources. Governmental Fund operating statements present increases (revenues and other financing sources) and decreases (expenditures and other financing uses) in net current assets.

CHARLOTTE COUNTY, FLORIDA
CLERK OF THE CIRCUIT COURT
NOTES TO FINANCIAL STATEMENTS
SEPTEMBER 30, 2024

Note 1. Summary of Significant Accounting Policies, Continued

(c) Measurement Focus, Continued

Internal Service Fund – Internal Service Funds are accounted for using the economic resources measurement focus. Accordingly, all assets and liabilities are included on the balance sheet and the reported fund equity (total reported assets less total reported liabilities) provides an indication of the economic net worth of the fund.

Custodial Funds – Custodial funds are accounted for using an economic resource measurement focus requiring a resource flow statement.

(d) Basis of Accounting

Basis of accounting refers to when revenues and expenditures are recognized in the accounts and reported in the financial statements. Basis of accounting relates to the timing of the measurements made, regardless of the measurement focus applied.

The modified accrual basis of accounting is applied in the General and Special Revenue funds. The modification in such method from the accrual basis is that revenues are recorded when they become measurable and available to finance operations of the current year.

The accrual basis of accounting is applied to the Internal Service Fund. Under this method, revenues are recognized when they are earned and expenses are recognized when they are incurred.

Expenditures are generally recognized when the liability is incurred. The exception to this rule is that accumulated sick and vacation pay are not recorded until paid.

Custodial Funds are accounted for using the accrual basis of accounting.

(e) Budgetary Process

Chapter 218 and Chapter 28, Florida Statutes, governs the preparation, adoption and administration process of the Clerk's annual budget. The Clerk's budget, however, is prepared in two parts. One portion relates to the State court system, and is required to be filed with the Clerk of Courts Operation Corporation (COCC) for approval by the Legislative Budget Commission (LBC). The remaining portion relates to the requirements of the Clerk as ex officio to the Board, Clerk of the Board of County Commissioners, County Auditor and custodian, or treasurer, of all County funds. The budget for this portion is submitted to and approved by the Board of County Commissioners. However, the budget in total is required to be filed with the State Court Administrator. Estimated beginning fund balance is considered in the budgetary process, but is not included in the financial statements as budgeted revenues.

The annual budget serves as the legal authorization for expenditures. Expenditures cannot legally exceed the total amount budgeted for each fund. All budgets are prepared on the modified accrual basis. The level of control for appropriations is exercised at the functional level.

(f) Fixed Assets

Acquisitions of tangible personal property are recorded as expenditures in the General and Special Revenue Funds at the time of purchase. These assets are reported to the Board of County Commissioners and are recorded in the Board's basic financial statements.

CHARLOTTE COUNTY, FLORIDA
CLERK OF THE CIRCUIT COURT
NOTES TO FINANCIAL STATEMENTS
SEPTEMBER 30, 2024

Note 1. Summary of Significant Accounting Policies, Continued

(g) Compensated Absences

The Clerk's employees accumulate sick and annual leave, based on the number of years of service. Upon termination of employment, employees can receive payment for accumulated leave, if they meet certain criteria.

Statement of Governmental Accounting Standards Board Number 16, Accounting for Compensated Absences, requires the compensated absences liability to be measured using the salary rate in effect at the balance sheet date and requires additional amounts to be accrued for certain salary related payments associated with the payment of compensated absences. This amount is reported in the government-wide financial statements of Charlotte County, Florida.

(h) Fund Balances

When both restricted and unrestricted resources are combined in a fund, expenditures are considered to be paid first from restricted resources, as appropriate, and then from unrestricted resources. The governmental fund financial statements the Clerk maintains include restricted and assigned fund balances.

The Clerk's restricted fund balance consists of amounts that can be spent only on specific purposes stipulated by constitutional provisions or enabling legislation or externally imposed by creditors, grantors, contributions, or laws or regulations of other governments.

Assigned fund balances are limited by the intended use.

(i) Deferred Outflows/Inflows of Resources

In addition to assets, the statement of net position and the balance sheet include a separate section for deferred outflows of resources. This represents a utilization of net position or fund balance that applies to a future period and so will not be recognized as an expense/expenditure until then.

Deferred inflows of resources is defined as an acquisition of net positions by the government that is applicable to a future reporting period. At the fund level, this consists of revenues not recognized due to availability criteria under the modified accrual basis.

Note 2. Cash and Cash Equivalents

The Clerk's deposit policy allows for deposits to be held in demand deposits, savings accounts, certificates of deposit, money market accounts and overnight repurchase agreements. At September 30, 2024, the Clerk maintained deposits in a cash pool and Florida PRIME.

In accordance with Florida Statute Chapter 280 (Public Depository Security Act of the State of Florida), financial institutions qualifying as public depositories place with the State Board of Administration securities which have market value equal to 50 percent of any applicable deposit insurance. The Public Depository Security Trust Fund has a procedure to allocate and recover losses in the event of default or insolvency. When public deposits are made in accordance with Chapter 280, no public depositor shall be liable for any loss thereof. Chapter 280 defines deposits as time deposit accounts, demand deposit accounts, and certificates of deposit.

CHARLOTTE COUNTY, FLORIDA
CLERK OF THE CIRCUIT COURT
NOTES TO FINANCIAL STATEMENTS
SEPTEMBER 30, 2024

Note 2. Cash and Cash Equivalents, Continued

At September 30, 2024, the book balance of deposits of \$33,170,220 was the total balance for all Clerk funds as participants of the cash pool and Florida PRIME and cannot be segregated by fund. The book balance of deposits at September 30, 2024 was \$34,109,344 and cash on hand totaled \$12,240.

Florida Statutes authorize investments in certificates of deposits, savings accounts, repurchase agreements, the Local Government Surplus Funds Trust Fund administered by the Florida State Board of Administration, obligations of the U.S. Government and government agencies.

The Clerk invests in Florida PRIME funds throughout the year with the Local Government Surplus Funds Trust Fund (SBA), under the regulatory oversight of the State of Florida. Florida PRIME is not registered with the SEC as an investment company, but nevertheless has a policy that it will, and does, operate as a qualifying external investment pool. Thus, this pool operates essentially as a money market fund. Florida PRIME has a Standard & Poor's rating of AAAM at September 30, 2024, and is measured at amortized cost. There are currently no limitations as to the frequency of redemptions; however, Florida PRIME has the ability to impose restrictions on withdrawals should a material event occur. Detailed information on the withdrawal restrictions that may be imposed and Florida PRIME's responsibilities should such an event occur is described in Section 218.409(8)(a), Florida Statutes.

Note 3. Retirement System

Plan Description

The Clerk of the Circuit Court's employees participate in the Florida Retirement System (FRS). As provided by Chapters 121 and 112, Florida Statutes, the FRS provides two cost sharing, multiple employer defined benefit plans administered by the Florida Department of Management Service, Division of Retirement, including the FRS Pension Plan (Pension Plan) and the Retiree Health Insurance Subsidy (HIS Plan). Under Section 121.4501, Florida Statutes, the FRS also provides a defined contribution plan (Investment Plan) alternative to the FRS Pension Plan, which is administered by the State Board of Administration.

As a general rule, membership in the FRS is compulsory for all employees working in a regularly established position for a state agency, county government, district school board, state university, community college, or a participating city or special district within the State of Florida. The FRS provides retirement and disability benefits, annual cost-of-living adjustments, and death benefits to plan members and beneficiaries. Benefits are established by Chapter 121, Florida Statutes, and Chapter 60S, Florida Administrative Code. Amendments to the law can be made only by an act of the Florida Legislature.

Benefits under the Pension Plan are computed on the basis of age, average final compensation, and service credit. For Pension Plan members enrolled before July 1, 2011, Regular class members who retire at or after age 62 with at least six years of credited service, or 30 years of service regardless of age are entitled to a retirement benefit payable monthly for life, equal to 2% of their final average compensation based on the five highest years of salary, for each year of credited service. Vested regular class members with less than 30 years of service may retire before age 62 and are entitled to a retirement benefit payable monthly also equal to 2% of their final average compensation for each year of credited service based on the five highest years of salary, with a 5% reduction for each year under age 62. Substantial changes were made to the Pension Plan during fiscal year 2011, affecting new members enrolled on or after July 1, 2011 by extending the vesting requirement to eight years of credited service and increasing normal retirement to age 65 or 33 years of service regardless of age. Also, the final average compensation for these members is based on the eight highest years of salary.

CHARLOTTE COUNTY, FLORIDA
CLERK OF THE CIRCUIT COURT
NOTES TO FINANCIAL STATEMENTS
SEPTEMBER 30, 2024

Note 3. Retirement System, continued

Funding Policy

All enrolled members of the FRS Pension Plan are required to contribute 3.0% of their salary to the FRS. In addition to member contributions, governmental employers are required to make contributions to the FRS based on statewide contribution rates. The employer contribution rates by job class for the periods from October 1, 2023 through June 30, 2024 and July 1, 2024 through September 30, 2024, respectively, were as follows: regular 13.57% and 13.63%, county elected officers 58.68% and 58.68%, senior management 34.52% and 34.52%, and DROP participants 21.13% and 21.13%. During the fiscal year ended September 30, 2024, the Clerk of the Circuit Court contributed to the plan an amount equal to 17.80% of covered payroll.

The HIS Plan provides a monthly benefit to assist retirees in paying their health insurance costs and is administered by the Florida Department of Management Services, Division of Retirement. Eligible retirees and beneficiaries receive a monthly health insurance subsidy payment of \$7.50 for each year of creditable service, with a minimum payment of \$45 and a maximum payment of \$225 per month. The HIS Plan is funded by required contributions from FRS participating employees as set forth by Florida Legislature, based on a percentage of gross compensation for all active FRS members.

For those members who elect participation in the Investment Plan, rather than the Pension Plan, vesting occurs at one year of service. These participants receive a contribution for self-direction in an investment product with a third-party administrator selected by the State Board of Administration. Employer and employee contributions, including amounts contributed to individual member's accounts, are defined by law, but the ultimate benefit depends in part on the performance of investment funds. Benefit terms, including contribution requirements, for the Investment Plan are established and may be amended by the Florida Legislature. The Investment Plan is funded with the same employer and employee contribution rates that are based on salary and membership class (Regular Class, Elected County Officers, etc.), as the FRS defined benefit plan. Contributions are directed to individual member accounts, and the individual members allocate contributions and account balances among various approved investment choices. Costs of administering plan, including the FRS Financial Guidance Program, are funded through an employer contribution of 0.06 percent of payroll and by forfeited benefits of plan members.

The Clerk of the Circuit Court recognizes pension expenditures in an amount equal to amounts paid to the Pension Plan, the HIS Plan and the defined contribution plan, amounting to \$519,383, \$79,631 and \$185,892, respectively, for the fiscal year ended September 30, 2024. The Clerk of the Circuit Court's payments after June 30, 2024, the measurement date used to determine the net pension liability associated with the Pension Plan and HIS Plan, amounted to \$139,665, and \$20,959, respectively. The Clerk of the Circuit Court is not legally required to and does not accumulate expendable available resources to liquidate the retirement obligation related to its employees. Accordingly, the net pension liability and associated deferred outflows and deferred inflows are presented on the government-wide financial statements of the County, following requirements of GASB Statement No. 68, Accounting and Financial Reporting for Pensions - and amendment of GASB Statement No. 27, and GASB Statement No. 71, Pension Transition for Contributions Made Subsequent to the Measurement Date - and amendment of GASB Statement No. 68, effective October 1, 2016.

The State of Florida annually issues a publicly available financial report that includes financial statements and required supplementary information for the FRS. The latest available report may be obtained by writing to the State of Florida Division of Retirement, Department of Management Services, P.O. Box 9000, Tallahassee, Florida 32315-9000, or from the web site www.ams.myflorida.com/retirement

CHARLOTTE COUNTY, FLORIDA
 CLERK OF THE CIRCUIT COURT
 NOTES TO FINANCIAL STATEMENTS
 SEPTEMBER 30, 2024

Note 4. Long-Term Debt – Internal Service Funds

The following changes in long-term debt occurred during the year ended September 30, 2024, which are reported as Internal Service Funds in the financial statements as follows

Balance as of September 30, 2023	Additions	Deductions	Balance as of September 30, 2024
434,710	75,438	12,593	497,555
434,710	75,438	12,593	497,555

Long-term debt is comprised of the following at September 30, 2024

Noncurrent portion of compensated absences Employees of the Clerk are entitled to paid sick leave and annual leave, based on length of service and job classifications	<u>436,804</u>
---	----------------

Note 5. Risk Management

The Clerk participates in the Countywide self-insurance and health insurance programs. Under these programs, the Self Insurance Fund provides coverage for up to a maximum of \$300,000 for each worker's compensation claim, \$350,000 for each general liability claim, \$5,000 for all other perils other than windstorm per location per loss and a \$3 windstorm deductible per location per loss. The County purchases commercial insurance for claims in excess of coverage provided by the funds and for all other risks of loss. The excess coverage for general liability is \$1,500,000, workers' compensation is \$1,000,000, and the excess for property is \$150,000,000. In April of 2009, the County opened an employee health center for use by employees participating in the County's Health Insurance Program. The main purpose was to help contain health insurance costs. In August of 2011, the County became self-insured for its health insurance. Under this program, the Health Insurance Trust Fund provides coverage for up to \$1,000,000 per claim. The County has excess medical insurance to pay for claim costs that exceed this amount.

Charges to operating departments are based upon amounts believed by management to meet the required annual payout during the fiscal year and to pay for the estimated operating costs of the program. For fiscal year ended September 30, 2024, the Clerk was charged \$1,310,114 for life and health insurance.

Note 6. Commitments and Contingencies

The Clerk is currently receiving, and has received in the past, grants which are subject to special compliance audits by the grantor agency and which may result in disallowed expense amounts. These amounts, if any, constitute a contingent liability of the Clerk. Accordingly, such liabilities are not reflected within the general-purpose financial statements. The Clerk does not believe any contingent liabilities are material.

CHARLOTTE COUNTY, FLORIDA
CLERK OF THE CIRCUIT COURT
NOTES TO FINANCIAL STATEMENTS
SEPTEMBER 30, 2024

Note 7. Other Post Employment Benefits

Plan Description

The Clerk participates in the County's employee group health insurance and stipend programs. In accordance with Section 112.0801, Florida Statutes, because the Clerk provides medical plans to employees of the Clerk and their eligible dependents, the Clerk is also required to provide retirees the opportunity to participate in the group employee health plan. Although not required by Florida Law, the County has opted to pay a portion of the cost of such participation for retired Clerk employees.

Retired employees (retired on or after 1/1/2004) of the County and all constitutional officers who retire after 30 years of service, or after the age of 55 with eight years, or six years prior to October 1, 2012, of credited service with the County, and who had continuous medical coverage verified annually, are entitled to participation in the Plan.

Currently, for employees who have completed 20 years of service with the County who are collecting FRS monthly benefit plans, the health benefit under the Plan provides for the County to contribute a per month supplement. The monthly supplement is \$10.00 per year of service up to \$300.00 per month. For County employees whose date of retirement was prior to 10/1/2008, the monthly supplement is \$5.00 per year of service up to \$150.00 per month. The Clerk has contributed \$23,580 during the year.

The Clerk's OPEB is calculated as a part of a County-wide actuarial valuation.

Note 8. Subscription-Based Information Technology Arrangements

The Clerk has entered into various agreements that meet the definition of subscription-based information technology arrangements (SBITAs) under GASB Statement 96. Detailed information about the Clerk's SBITAs can be found in the County-wide financial statements.

SBITAs entered into by the Clerk are included in the County-wide financial statements as other financing sources and capital outlay expenditures in the Statement of Revenues, Expenditures, and Changes in Fund Balance in the year of inception. Any payments made are reported in the County-wide financial statements as debt service expenditures in the Statement of Revenues, Expenditures, and Changes in Fund Balance as they are incurred. In the Clerk's financial statements, these payments are included in operating expenditures.

**SUPPLEMENTAL
INFORMATION**

C A LOTTE COUNTY, FLORIDA
 CLERK OF THE CIRCUIT COURT
 GENERAL FUND
 SCHEDULE OF REVENUES, EXPENDITURES AND CHANGES IN FUND BALANCES
 BUDGET AND ACTUAL
 For the Fiscal Year Ended September 30, 2024

	Original Budget	Final Budget	Actual	Variance with Final Budget Positive Negative
Revenues:				
Charges for services	\$ 1,529,584	\$ 1,527,196	\$ 2,060,853	\$ 533,657
Miscellaneous	1,284,046	2,068,522	2,259,322	190,800
Total revenues	<u>2,813,630</u>	<u>3,595,718</u>	<u>4,320,175</u>	<u>724,457</u>
Expenditures:				
Current				
General government				
Personal services	3,756,305	3,193,649	3,180,428	13,221
Contract/Professional services	243,500	473,630	468,363	5,267
Purchased services	786,800	988,150	968,193	19,957
Materials/Supplies	108,350	216,966	212,695	4,271
Capital expenditures		118,700	118,483	217
Total general government	<u>4,894,955</u>	<u>4,991,095</u>	<u>4,948,162</u>	<u>42,933</u>
Court related				
Personal services	1,383,924	1,244,200	1,242,807	1,393
Contract/Professional services	77,500	93,074	95,361	2,287
Purchased services	283,150	268,120	1,674,289	1,406,169
Materials/Supplies	77,100	84,400	84,102	298
Capital expenditures	18,000			
Total court related	<u>1,839,674</u>	<u>1,689,794</u>	<u>3,096,559</u>	<u>1,406,765</u>
Total expenditures	<u>6,734,629</u>	<u>6,680,889</u>	<u>8,044,721</u>	<u>1,363,832</u>
Excess of revenues over/ under expenditures	<u>3,920,999</u>	<u>3,085,171</u>	<u>3,724,546</u>	<u>639,375</u>
Other financing sources uses :				
Issuance of agreements			1,410,897	1,410,897
Transfers in	3,920,999	3,085,171	3,101,794	16,623
Transfers out			788,145	788,145
Total other financing sources uses	<u>3,920,999</u>	<u>3,085,171</u>	<u>3,724,546</u>	<u>639,375</u>
Excess of revenues and other sources over/ under expenditures and other uses	<u>\$</u>	<u>\$</u>		<u>\$</u>
Fund balance, October 1, 2023				
Fund balance, September 30, 2024			<u>\$</u>	

C A LOTTE COUNTY, FLORIDA
 CLERK OF THE CIRCUIT COURT
 MODERNIZATION TRUST FUND
 SCHEDULE OF REVENUES, EXPENDITURES AND CHANGES IN FUND BALANCES
 BUDGET AND ACTUAL
 For the Fiscal Year Ended September 30, 2024

	Original Budget	Final Budget	Actual	Variance with Final Budget Positive Negative
Revenues:				
Charges for services	\$ 949,320	\$ 1,482,000	\$ 1,585,029	\$ 103,029
Miscellaneous		394,500	421,623	27,123
Total revenues	949,320	1,876,500	2,006,652	130,152
Expenditures:				
Current				
General government				
Contract/Professional services		331,000	338,331	7,331
Purchased services	35,752	119,000	90,614	28,386
Materials/Supplies		294,500	201,785	92,715
Capital expenditures		6,500	116,071	109,571
Total general government	35,752	751,000	746,801	4,199
Court related				
Contract/Professional services		416,000	428,249	12,249
Purchased services	70,714	335,000	1,031,678	696,678
Materials/Supplies		624,000	433,837	190,163
Capital expenditures			223,374	223,374
Total court related	70,714	1,375,000	2,117,138	742,138
Excess of revenues over/ under expenditures	842,854	249,500	857,287	868,091
Other financing sources / uses :				
Issuance of agreements			741,730	741,730
Transfers out	1,040,619	249,320	243,717	5,603
Total other financing sources / uses	1,040,619	249,320	498,013	747,333
Excess of revenues and other sources over/ under expenditures and other uses	\$ 197,765	\$ 498,820	359,274	\$ 1,615,424
Fund balance, October 1, 2023			7,468,434	
Fund balance, September 30, 2024			\$ 7,109,160	

CLAY COUNTY, FLORIDA
 CLERK OF THE CIRCUIT COURT
 CIVIL CASE FILING FEES
 SCHEDULE OF REVENUES, EXPENDITURES AND CHANGES IN FUND BALANCES
 BUDGET AND ACTUAL
 For the Fiscal Year Ended September 30, 2024

	Original Budget	Final Budget	Actual	Variance with Final Budget Positive Negative
Revenues:				
Miscellaneous	\$	\$ 6,000	\$ 6,841	\$ 841
Total revenues	\$	6,000	6,841	841
Excess of revenues over/ under expenditures		6,000	6,841	841
Other financing sources / uses :				
Transfers out	113,329			
Total other financing sources / uses	113,329			
Excess of revenues and other sources over/ under expenditures and other uses	\$ 113,329	\$ 6,000	6,841	\$ 841
Fund balance, October 1, 2023			119,905	
Fund balance, September 30, 2024			\$ 126,746	

C A LOTTE COUNTY, FLORIDA
 CLERK OF THE CIRCUIT COURT
 IV D

SCHEDULE OF REVENUES, EXPENDITURES AND CHANGES IN FUND BALANCES
 BUDGET AND ACTUAL

For the Fiscal Year Ended September 30, 2024

	Original Budget	Final Budget	Actual	Variance with Final Budget Positive Negative
Revenues:				
Intergovernmental	\$ 140,864	\$ 50,000	\$ 55,389	\$ 5,389
Charges for services			604	604
Miscellaneous			13,112	13,112
Total revenues	140,864	50,000	69,105	19,105
Excess of revenues over/ under expenditures	140,864	50,000	69,105	19,105
Other financing sources / uses :				
Transfers out	140,864	50,000	55,389	5,389
Total other financing sources / uses	140,864	50,000	55,389	5,389
Excess of revenues and other sources over/ under expenditures and other uses	\$	\$	13,716	\$ 13,716
Fund balance, October 1, 2023			229,061	
Fund balance, September 30, 2024			\$ 242,777	

C A LOTTE COUNTY, FLORIDA
 CLERK OF THE CIRCUIT COURT
 COURT RELATED
 SCHEDULE OF REVENUES, EXPENDITURES AND CHANGES IN FUND BALANCES
 BUDGET AND ACTUAL
 For the Fiscal Year Ended September 30, 2024

	Original Budget	Final Budget	Actual	Variance with Final Budget Positive Negative
Revenues:				
Intergovernmental	\$ 284,172	\$ 447,529	\$ 501,802	\$ 54,273
Charges for services	2,460,173	2,361,933	3,461,333	1,099,400
Fines and forfeitures	1,248,126	1,210,394	1,406,357	195,963
Miscellaneous	21,000	21,000	24,588	3,588
Total revenues	4,013,471	4,040,856	5,394,080	1,353,224
Expenditures:				
Current				
Court related				
Personal services	3,237,146	2,442,081	2,120,375	321,706
Contract/Professional services	74,500	183,210	1,042,133	858,923
Purchased services	1,045,218	1,676,066	1,659,776	16,290
Materials/Supplies	78,150	70,178	46,827	23,351
Total court related	4,435,014	4,371,535	4,869,111	497,576
Excess of revenues over/ under expenditures	421,543	330,679	524,969	855,648
Other financing sources / uses :				
Transfers in	421,543	330,679	336,068	5,389
Transfers out			923,097	923,097
Total other financing sources / uses	421,543	330,679	587,029	917,708
Excess of revenues and other sources over/ under expenditures and other uses	\$	\$	62,060	\$ 62,060
Fund balance, October 1, 2023			424,737	
Fund balance, September 30, 2024			\$ 362,677	

CLAY COUNTY, FLORIDA
 CLERK OF THE CIRCUIT COURT
 DOCUMENTS STAMP/INTANGIBLE
 SCHEDULE OF REVENUES, EXPENDITURES AND CHANGES IN FUND BALANCES
 BUDGET AND ACTUAL
 For the Fiscal Year Ended September 30, 2024

	Original Budget	Final Budget	Actual	Variance with Final Budget Positive Negative
Revenues:				
Charges for services	\$ 6,313,400	\$ 45,836,700	\$ 48,145,070	\$ 2,308,370
Miscellaneous	12,300	64,300	64,585	285
Total revenues	6,325,700	45,901,000	48,209,655	2,308,655
Expenditures:				
Current				
General government				
Purchased services	6,176,000	45,676,000	47,968,929	2,292,929
Total court related	6,176,000	45,676,000	47,968,929	2,292,929
Excess of revenues over/ under expenditures	149,700	225,000	240,726	15,726
Other financing sources / uses :				
Transfers out	149,700	225,000	240,726	15,726
Total other financing sources / uses	149,700	225,000	240,726	15,726
Excess of revenues and other sources over/ under expenditures and other uses	\$	\$		\$
Fund balance, October 1, 2023				
Fund balance, September 30, 2024			\$	

CLAY COUNTY, FLORIDA
 CLERK OF THE CIRCUIT COURT
 COMBINING STATEMENT OF NET POSITION
 INTERNAL SERVICE FUND
 SEPTEMBER 30, 2024

	Accrued Compensated Absences
ASSETS	
Current assets:	
Cash and cash equivalents	\$ 497,555
Total current assets	497,555
Total assets	497,555
LIABILITIES	
Current liabilities:	
Accrued compensated absences	60,751
Total current liabilities	60,751
Noncurrent liabilities:	
Accrued compensated absences	436,804
Total noncurrent liabilities	436,804
Total liabilities	497,555
NET POSITION	
Invested in capital assets, net of related debt	
Unrestricted	
Total net position	\$

CLAY COUNTY, FLORIDA
 COUNTY OF CLAY
 COMBINING STATEMENT OF REVENUES, EXPENSES AND CHANGES IN FUND NET POSITION
 INTERNAL SERVICE FUND
 For the Fiscal Year Ended September 30, 2024

	Accrued Compensated Absences
Operating revenues:	
Miscellaneous	\$ 38,043
Total operating revenues	38,043
Operating expenses:	
Other expense	62,844
Total operating expenses	62,844
Operating income (loss)	24,801
Nonoperating revenues (expenses)	
Interest revenue (expense)	24,801
Total nonoperating revenues (expenses)	24,801
Income (loss) before contributions and transfers	
Change in net position	
Total net position beginning	
Total net position ending	\$

CLAY COUNTY, FLORIDA
 COUNTY OF CLAY COUNTY
 COMBINING STATEMENT OF CASH FLOWS
 INTERNAL SERVICE FUND
 For the Fiscal Year Ended September 30, 2024

	Accrued Compensated Absences
Cash flows from operating activities:	
Cash received from customers	\$ 38,043
Cash payments to suppliers for goods and services	62,844
Net cash provided / used by operating activities	24,801
 Cash flows from investing activities:	
Purchase of investment securities	869,421
Proceeds from sale and maturities of investment securities	932,266
Interest and dividends on investments	24,801
Net cash provided by investing activities	87,646
Net increase / decrease in cash and cash equivalents	62,845
Cash and cash equivalents, October 1, 2023	434,710
Cash and cash equivalents, September 30, 2024	\$ 497,555

C A LOTTE COUNTY, FLORIDA
 CLERK OF THE CIRCUIT COURT
 COMBINING STATEMENT OF CASH FLOWS
 INTERNAL SERVICE FUND
 For the Fiscal Year Ended September 30, 2024

	Accrued Compensated Absences
Reconciliation of operating income loss to net cash provided used from operating activities: Operating income loss	\$ 24,801
Net cash provided used by operating activities	\$ 24,801

**Independent Auditor's Report on Internal Control over Financial Reporting and on
Compliance and Other Matters Based on an Audit of Financial Statements
Performed in Accordance with *Government Auditing Standards***

Honorable Roger D. Eaton
Clerk of the Circuit Court
Charlotte County, Florida

We have audited, in accordance with the auditing standards generally accepted in the United States of America and the standards applicable to financial audits contained in *Government Auditing Standards* issued by the Comptroller General of the United States, the financial statements of each major fund, and the aggregate remaining fund information of the Charlotte County, Florida Clerk of the Circuit Court (the "Clerk"), as of and for the fiscal year ended September 30, 2024, and the related notes to the financial statements, which collectively comprise Clerk's special purpose financial statements, and have issued our report thereon dated March 13, 2025.

Report on Internal Control over Financial Reporting

In planning and performing our audit of the financial statements, we considered Clerk's internal control over financial reporting (internal control) as a basis for designing audit procedures that are appropriate in the circumstances for the purpose of expressing our opinions on the financial statements, but not for the purpose of expressing an opinion on the effectiveness of the Clerk's internal control. Accordingly, we do not express an opinion on the effectiveness of the Clerk's internal control.

A *deficiency in internal control* exists when the design or operation of a control does not allow management or employees, in the normal course of performing their assigned functions, to prevent, or detect and correct, misstatements, on a timely basis. A *material weakness* is a deficiency, or a combination of deficiencies, in internal control, such that there is a reasonable possibility that a material misstatement of the entity's financial statements will not be prevented, or detected and corrected, on a timely basis. A *significant deficiency* is a deficiency, or a combination of deficiencies, in internal control that is less severe than a material weakness, yet important enough to merit attention by those charged with governance.

Our consideration of internal control was for the limited purpose described in the first paragraph of this section and was not designed to identify all deficiencies in internal control that might be material weaknesses or, significant deficiencies. Given these limitations, during our audit we did not identify any deficiencies in internal control that we consider to be material weaknesses. However, material weaknesses or significant deficiencies may exist that were not identified.

Report on Compliance and Other Matters

As part of obtaining reasonable assurance about whether the Clerk’s financial statements are free from material misstatement, we performed tests of its compliance with certain provisions of laws, regulations, contracts, and grant agreements, noncompliance with which could have a direct and material effect on the financial statements. However, providing an opinion on compliance with those provisions was not an objective of our audit, and accordingly, we do not express such an opinion. The results of our tests disclosed no instances of noncompliance or other matters that are required to be reported under *Government Auditing Standards*.

Purpose of This Report

The purpose of this report is solely to describe the scope of our testing of internal control and compliance and the results of that testing, and not to provide an opinion on the effectiveness of the entity’s internal control or on compliance. This report is an integral part of an audit performed in accordance with *Government Auditing Standards* in considering the entity’s internal control and compliance. Accordingly, this communication is not suitable for any other purpose.

This report is intended solely for the information and use of the Clerk’s management, the Charlotte County, Florida, Board of County Commissioners, and the Florida Auditor General and is not intended to be and should not be used by anyone other than these specified parties.

Ashley, Brown & Smith, CPAs

Punta Gorda, Florida

March 13, 2025



PHONE: 941.639.6600 | FAX: 941.639.6115
366 E OLYMPIA AVE, PUNTA GORDA, FL 33950
AshleyBrownCPAS.com

Independent Auditor's Management Letter

Honorable Roger D. Eaton
Clerk of the Circuit Court
Charlotte County, Florida

Report on the Financial Statements

We have audited the financial statements of the Charlotte County, Florida, Clerk of the Circuit Court (the "Clerk") as of and for the fiscal year ended September 30, 2024, and have issued our report thereon dated March 13, 2025.

Auditor's Responsibility

We conducted our audit in accordance with auditing standards generally accepted in the United States of America; the standards applicable to financial audits contained in *Government Auditing Standards*, issued by the Comptroller General of the United States; and Chapter 10.550, Rules of the Auditor General.

Other Reporting Requirements

We have issued our Independent Auditor's Report on Internal Control over Financial Reporting and on Compliance and Other Matters Based on an Audit of the Financial Statements Performed in Accordance with *Government Auditing Standards*; and Independent Accountant's Report on an examination conducted in accordance with AICPA Professional Standards, AT-C Section 315, regarding compliance requirements in accordance with Chapter 10.550, Rules of the Auditor General. Disclosures in those reports and schedule, which are dated March 13, 2025, should be considered in conjunction with this management letter.

Prior Audit Findings

Section 10.554(1)(i)1., Rules of the Auditor General, requires that we determine whether or not corrective actions have been taken to address findings and recommendations made in the preceding annual financial audit report. There were no findings and recommendations made in the preceding annual financial audit report.

Official Title and Legal Authority

Section 10.554(1)(i)4., Rules of the Auditor General, requires that the name or official title and legal authority for the primary government and each component unit of the reporting entity be disclosed in this management letter, unless disclosed in the notes to the financial statements. This information is disclosed in the notes to the financial statements.

Financial Management

Section 10.554(1)(i)2., Rules of the Auditor General, requires that we communicate any recommendations to improve financial management. In connection with our audit, we did not have any such recommendations.

Additional Matters

Section 10.554(1)(i)3., Rules of the Auditor General, requires us to communicate noncompliance with provisions of contracts or grant agreements, or abuse, that have occurred, or is likely to have occurred, that have an effect on the financial statements that is less than material, but which warrants the attention of those charged with governance. In connection with our audit, we did not note any such findings.

Purpose of this Letter

Our management letter is intended solely for the information and use of the Legislative Auditing Committee, members of the Florida Senate and the Florida House of Representatives, the Florida Auditor General, Federal and other granting agencies, the Charlotte County, Florida, Clerk, and applicable management, and is not intended to be and should not be used by anyone other than these specified parties

Ashley, Brown & Smith, CPAs

Punta Gorda, Florida
March 13, 2025



PHONE: 941.639.6600 | FAX: 941.639.6115
366 E OLYMPIA AVE, PUNTA GORDA, FL 33950
AshleyBrownCPAS.com

Independent Accountant's Report

Honorable Roger D. Eaton
Clerk of the Circuit Court
Charlotte County, Florida

We have examined the Charlotte County, Florida, Clerk of the Circuit Court's (the "Clerk") compliance with the local government investment policy requirements of 218.415, Florida Statutes, Article V requirements of Sections 28.35 and 28.36, Florida Statutes, and depository requirements for alimony transactions, support, maintenance and support payments of Section 61.181, Florida Statutes for the year ended September 30, 2024. Management is responsible for the Clerk's compliance with those requirements. Our responsibility is to express an opinion on the Clerk's compliance based on our examination.

Our examination was conducted in accordance with attestation standards established by the American Institute of Certified Public Accountants. Those standards require that we plan and perform the examination to obtain reasonable assurance about whether the Clerk complied, in all material respects, with the specified requirements referenced above. An examination involves performing procedures to obtain evidence about whether the Clerk complied with the specified requirements. The nature, timing and extent of the procedures selected depend on our judgement, including an assessment of the risks of material noncompliance, whether due to fraud or error. We believe that the evidence obtained is sufficient and appropriate to provide a reasonable basis for our opinion.

Our examination does not provide a legal determination on the Clerk's compliance with the specified requirements.

We are required to be independent and to meet our other ethical responsibilities in accordance with relevant ethical requirements relating to the engagements.

In our opinion, the Clerk complied, in all material respects, with the aforementioned requirements for the year ended September 30, 2024.

This report is intended solely for the information and use of the Legislative Auditing Committee, members of the Florida Senate and the Florida House of Representatives, the Florida Auditor General, the Clerk, and applicable management, and the Board of County Commissioners of Charlotte County, Florida, and is not intended to be, and should not be, used by anyone other than these specified parties.

Ashley, Brown & Smith, CPAs

Punta Gorda, Florida
March 13, 2025

SECTION III

PROPERTY APPRAISER

Paul L. Polk



PHONE: 941.639.6600 | FAX: 941.639.6115
366 E OLYMPIA AVE, PUNTA GORDA, FL 33950
AshleyBrownCPAS.com

Independent Auditor's Report

Honorable Paul L. Polk CFA, AAS
Property Appraiser
Charlotte County, Florida

Report on the Financial Statements

We have audited the accompanying financial statements of each major fund and the aggregate remaining fund information of the Charlotte County, Florida Property Appraiser (the "Property Appraiser"), as of and the fiscal year ended September 30, 2024, and the related notes to the financial statements, which collectively comprise the Property Appraiser's special purpose financial statements, as listed in the table of contents.

In our opinion, the financial statements referred to above present fairly, in all material respects, the respective financial position of each major fund, the aggregate remaining fund information of Property Appraiser, as of September 30, 2024, and for the year then ended in accordance with accounting principles generally accepted in the United States of America.

Basis of Opinions

We conducted our audit in accordance with auditing standards generally accepted in the United States of America. Our responsibilities under those standards are further described in the Auditor's Responsibilities for the Audit of the Financial Statements section of our report. We are required to be independent of the Property Appraiser, and to meet our other ethical responsibilities, in accordance with the relevant ethical requirements relating to our audit. We believe that the audit evidence we have obtained is sufficient and appropriate to provide a basis for our audit opinions.

Responsibilities of Management for the Financial Statements

Management is responsible for the preparation and fair presentation of these financial statements in accordance with accounting principles generally accepted in the United States of America; and for the design, implementation, and maintenance of internal control relevant to the preparation and fair presentation of financial statements that are free from material misstatement, whether due to fraud or error.

In preparing the financial statements, management is required to evaluate whether there are conditions or events, considered in the aggregate, that raise substantial doubt about the Property Appraiser's ability to continue as a going concern for twelve months beyond the financial statement date, including any currently known information that may raise substantial doubt shortly thereafter.

Auditor's Responsibilities for the Audit of the Financial Statements

Our objectives are to obtain reasonable assurance about whether the financial statements as a whole are free from material misstatement, whether due to fraud or error, and to issue an auditor's report that includes our opinions. Reasonable assurance is a high level of assurance but is not absolute assurance and therefore is not a guarantee that an audit conducted in accordance with generally accepted auditing standards and *Government Auditing Standards* will always detect a material misstatement when it exists. The risk of not detecting a material misstatement resulting from fraud is higher than for one resulting from error, as fraud may involve collusion, forgery, intentional omissions, misrepresentations, or the override of internal control. Misstatements are considered material if there is a substantial likelihood that, individually or in the aggregate, they would influence the judgment made by a reasonable user based on the financial statements.

In performing an audit in accordance with generally accepted auditing standards and *Government Auditing Standards*, we:

- Exercise professional judgment and maintain professional skepticism throughout the audit.
- Identify and assess the risks of material misstatement of the financial statements, whether due to fraud or error, and design and perform audit procedures responsive to those risks. Such procedures include examining, on a test basis, evidence regarding the amounts and disclosures in the financial statements.
- Obtain an understanding of internal control relevant to the audit in order to design audit procedures that are appropriate in the circumstances, but not for the purpose of expressing an opinion on the effectiveness of the Property Appraiser's internal control. Accordingly, no such opinion is expressed.
- Evaluate the appropriateness of accounting policies used and the reasonableness of significant accounting estimates made by management, as well as evaluate the overall presentation of the financial statements.
- Conclude whether, in our judgment, there are conditions or events, considered in the aggregate, that raise substantial doubt about the Property Appraiser's ability to continue as a going concern for a reasonable period of time.

We are required to communicate with those charged with governance regarding, among other matters, the planned scope and timing of the audit, significant audit findings, and certain internal control-related matters that we identified during the audit.

Required Supplementary Information

Accounting principles generally accepted in the United States of America require that the general fund budgetary comparison information, as listed in the table of contents, be presented to supplement the financial statements. Such information, although not a required part of the financial statements, is required by the Governmental Accounting Standards Board, who considers it to be an essential part of financial reporting for placing the financial statements in an appropriate operational, economic, or historical context. We have applied certain limited procedures to the required supplementary information in accordance with auditing standards generally accepted in the United States of America, which consisted of inquiries of management about the methods of preparing the information and comparing the information for consistency with management's responses to our inquiries, the financial statements, and other knowledge we obtained during our audit of the financial statements. We do not express an opinion or provide any assurance on the information because the limited procedures do not provide us with sufficient evidence to express an opinion or provide any assurance.

Emphasis of Matter

Basis of Presentation

As discussed in Note 1 to the financial statements, the financial statements referred to above were prepared solely for the purpose of complying with the Rules of the Auditor General of the State of Florida (the "Rules"). In conformity with the Rules, the accompanying financial statements are intended to present the financial position and changes in financial position of the major funds, and the aggregate remaining fund information, only for that portion of each major funds and the aggregate remaining fund information, of Charlotte County that is attributable to the Property Appraiser. They do not purport to, and do not, present fairly the financial position of Charlotte County as of September 30, 2024, and the changes in its financial position for the fiscal year then ended in conformity with accounting principles generally accepted in the United States of America. Our opinion is not modified with respect to these matters.

Other Reporting Required by *Government Auditing Standards*

In accordance with *Government Auditing Standards* , we have also issued our report dated March 13, 2025, on our consideration of the Property Appraiser's internal control over financial reporting and on our tests of its compliance with certain provisions of laws, rules, regulations, contracts, and grant agreements and other matters under the heading INDEPENDENT AUDITOR'S REPORT ON INTERNAL CONTROL OVER FINANCIAL REPORTING AND ON COMPLIANCE AND OTHER MATTERS BASED ON AN AUDIT OF THE FINANCIAL STATEMENTS PERFORMED IN ACCORDANCE WITH *GOVERNMENT AUDITING STANDARDS*. The purpose of that report is to describe the scope of our testing of internal control over financial reporting and compliance and the results of that testing, and not to provide an opinion on internal control over financial reporting or on compliance. That report is an integral part of an audit performed in accordance with *Government Auditing Standards* in considering the Property Appraiser's internal control over financial reporting and compliance.

Ashley, Brown & Smith, CPAs

Punta Gorda, Florida
March 13, 2025

C A LOTTE COUNTY, FLORIDA
 PROPERT APPRAISE
 BALANCE SHEET
 GOVERNMENTAL FUNDS
 SEPTEMBER 30, 2024

Assets	<u>General</u>
Cash and cash equivalents	\$ 1,341,908
Other assets	11,491
Total assets	<u>\$ 1,353,399</u>
Liabilities	
Accounts and vouchers payable	\$ 136,860
Accrued liabilities	88,289
Due to other constitutional officers	
Board of County Commissioners	<u>1,043,086</u>
Total due to other constitutional officers	<u>1,043,086</u>
Due to other governmental agencies	<u>85,164</u>
Total liabilities and fund equity	<u>\$ 1,353,399</u>

See accompanying notes.

CLAY COUNTY, FLORIDA
 PROPERTASSESSMENT
 STATEMENT OF REVENUES, EXPENDITURES AND CHANGES IN FUND BALANCE
 GOVERNMENTAL FUNDS
 For the Fiscal Year Ended September 30, 2024

	General
Revenues:	
Charges for services	\$ 7,149,524
Miscellaneous	708
Total revenues	7,150,232
Expenditures:	
Current	
General government	
Personal services	5,225,666
Operating expenditures	1,696,702
Total expenditures	6,922,368
Excess of revenues over/ under expenditures	227,864
Other financing sources / uses :	
Issuance of agreements	834,299
Transfers out	1,062,163
Total other financing sources / uses	227,864
Net change in fund balance	
Fund balance, October 1, 2023	
Fund balance, September 30, 2024	\$

See accompanying notes.

CHARLOTTE COUNTY, FLORIDA
PROPERTY APPRAISER
NOTES TO FINANCIAL STATEMENTS
SEPTEMBER 30, 2024

Note 1. Summary of Significant Accounting Policies

The following is a summary of the more significant accounting principles and policies

(a) Defining the Governmental Reporting Entity

The Property Appraiser, as an elected constitutional office, was established by the Constitution of the State of Florida, Article VIII, Section 1(d). As such, the Property Appraiser's special purpose financial statements are included in the basic financial statements of Charlotte County, the primary government. A component unit is a legally separate organization for which the elected officials of the primary government are financially accountable. Based on the criteria established by Statement of Governmental Accounting Standards Board Number 14, Financial Reporting Entity, there are no component units included in the Property Appraiser's special purpose financial statements.

(b) Fund Accounting

The accounts of the Property Appraiser are organized on the basis of funds, each of which is considered a separate accounting entity. The operations of funds are accounted for with a separate set of self-balancing accounts that comprise its assets, liabilities, fund equity, revenues and expenditures, as appropriate. Government resources are allocated to, and accounted for, in individual funds, based upon the purposes for which they are to be spent and the means by which spending activities are controlled.

The following funds are used by the Property Appraiser:

General Fund – The General Fund is used to account for all revenues and expenditures applicable to the general operations of the Property Appraiser. All operating revenues, which are not specifically restricted or designated as to use, are recorded in the General Fund. General property taxes levied by the Board of County Commissioners for the Property Appraiser are reported as charges for services. Excess revenues at the end of the year, due back to the Board of County Commissioners, are shown as operating transfers out.

(c) Measurement Focus

Governmental Fund Type – The General Fund is accounted for on a spending or financial flow measurement focus. This means that only current assets and current liabilities are generally included on the balance sheet. Accordingly, the reported undesignated fund balance (net current assets) is considered a measure of available, spendable or appropriable resources. Governmental Funds operating statements present increases (revenues and other financing sources) and decreases (expenditures and other financing uses) in net current assets.

(d) Basis of Accounting

Basis of accounting refers to when revenues and expenditures are recognized in the accounts and reported in the financial statements. Basis of accounting relates to the timing of the measurements made, regardless of the measurement focus applied.

The modified accrual basis of accounting is followed by the General Fund. The modification in such method from the accrual basis is that revenues are recorded when they become measurable and available to finance operations of the current year.

CHARLOTTE COUNTY, FLORIDA
PROPERTY APPRAISER
NOTES TO FINANCIAL STATEMENTS
SEPTEMBER 30, 2024

Note 1. Summary of Significant Accounting Policies, Continued

(d) Basis of Accounting, Continued

Expenditures are generally recognized under the modified accrual basis of accounting when the related fund liability is incurred. Exceptions to this general rule include (1) principal and interest on general long-term debt, if any, which is recognized when due and (2) expenditures are not divided between years by the recording of prepaid expenses.

(e) Budgetary Process

Chapter 195, Florida Statutes, governs the preparation, adoption and amendment process of the Property Appraiser's annual budget. The Property Appraiser's budget and amendments are prepared independently of the Board of County Commissioners and are approved by the State of Florida Department of Revenue. A copy of the approved budget is provided to the Board of County Commissioners.

The budget for the General Fund is prepared on the modified accrual basis. The annual budget serves as the legal authorization for expenditures. The level of control for appropriations is exercised at the functional level.

(f) Fixed Assets

Acquisitions of tangible personal property are recorded as expenditures in the General Fund at the time of purchase. These assets are reported to the Charlotte County, Florida, Board of County Commissioners and are recorded in the Board's basic financial statements.

(g) Compensated Absences

The Property Appraiser's employees accumulate annual leave based on the number of years of continuous service and other criteria. Upon termination of employment, employees generally receive payment for accumulated leave.

Statement of Governmental Accounting Standards Board Number 16, Accounting for Compensated Absences, requires the compensated absences liability to be measured using the salary rate in effect at the balance sheet date and requires additional amounts to be accrued for certain salary related payments associated with the payment of compensated absences. The liability shown in the Board's basic financial statements has been accrued in accordance with these criteria.

At September 30, 2024, the Property Appraiser had 108,472 in long-term compensated absences payable.

Note 2. Deposits

The Property Appraiser's deposits policy allows for deposits to be held in demand deposit and/or money market accounts. At September 30, 2024, the Property Appraiser maintained cash in a demand deposit account. All Property Appraiser depositories are banks or savings institutions designated as qualified depositories by the State Treasurer.

At September 30, 2024, the book balance was 1,341,908 for the Property Appraiser and the bank balance was 1,352,768.

At September 30, 2024, the Property Appraiser held 50 cash on hand for use as petty cash.

CHARLOTTE COUNTY, FLORIDA
PROPERTY APPRAISER
NOTES TO FINANCIAL STATEMENTS
SEPTEMBER 30, 2024

Note 3. Retirement System

Plan Description

The Property Appraiser's employees participate in the Florida Retirement System (FRS). As provided by Chapters 121 and 112, Florida Statutes, the FRS provides two cost sharing, multiple employer defined benefit plans administered by the Florida Department of Management Services, Division of Retirement, including the FRS Pension Plan (Pension Plan) and the Retiree Health Insurance Subsidy (HIS Plan). Under Section 121.4501, Florida Statutes, the FRS also provides a defined contribution plan (Investment Plan) alternative to the FRS Pension Plan, which is administered by the State Board of Administration.

As a general rule, membership in the FRS is compulsory for all employees working in a regularly established position for a state agency, county government, district school board, state university, community college, or a participating city or special district within the State of Florida. The FRS provides retirement and disability benefits, annual cost-of-living adjustments (where applicable), and death benefits to plan members and beneficiaries. Benefits are established by Chapter 121, Florida Statutes, and Chapter 60S, Florida Administrative Code. Amendments to the law can be made only by an act of the Florida Legislature.

Benefits under the Pension Plan are computed on the basis of age, average final compensation, and service credit. For Pension Plan members enrolled before July 1, 2011, Regular class members who retire at or after age 62 with at least six years of credited service, or 30 years of service regardless of age, are entitled to a retirement benefit payable monthly for life, equal to 1.6% of their final average compensation based on the five highest years of salary, for each year of credited service. Vested regular class members with less than 30 years of service may retire before age 62 and are entitled to a retirement benefit payable monthly also equal to 1.6% of their final average compensation for each year of credited service based on the five highest years of salary, with a 5% reduction for each year under age 62. Substantial changes were made to the Pension Plan during fiscal year 2011, affecting new members enrolled on or after July 1, 2011, by extending the vesting requirement to eight years of credited service and increasing normal retirement to age 65 or 33 years of service regardless of age. Also, the final average compensation for these members is based on the eight highest years of salary.

Funding Policy

All enrolled members of the FRS Pension Plan are required to contribute 3.0% of their salary to the FRS. In addition to member contributions, governmental employers are required to make contributions to the FRS based on statewide contribution rates. The employer contribution rates by job class for the periods from October 1, 2023 through June 30, 2024 and July 1, 2024 through September 30, 2024, respectively, were as follows: regular and renewed membership 13.57% and 13.63%; county elected officers 58.68% and 58.68%; senior management 34.52% and 34.52%; rehired regular service 6.78% and 6.84%; and DROP participants 21.13% and 21.13%. During the fiscal year ended September 30, 2024, the Property Appraiser contributed to the plan an amount equal to 19.58% of covered payroll.

The HIS Plan provides a monthly benefit to assist retirees in paying their health insurance costs and is administered by the Florida Department of Management Services, Division of Retirement. Eligible retirees and beneficiaries receive a monthly health insurance subsidy payment of \$7.50 for each year of creditable service, with a minimum payment of \$45 and a maximum payment of \$225 per month. The HIS Plan is funded by required contributions from FRS participating employees as set forth by Florida Legislature, based on a percentage of gross compensation for all active FRS members.

CHARLOTTE COUNTY, FLORIDA
 PROPERTY APPRAISER
 NOTES TO FINANCIAL STATEMENTS
 SEPTEMBER 30, 2024

Note 3. Retirement System, continued

Funding Policy, continued

For those members who elect participation in the Investment Plan, rather than the Pension Plan, vesting occurs at one year of service. These participants receive a contribution for self-direction in an investment product with a third-party administrator selected by the State Board of Administration. Employer and employee contributions, including amounts contributed to individual member's accounts, are defined by law, but the ultimate benefit depends in part on the performance of investment funds. Benefit terms, including contribution requirements, for the Investment Plan are established and may be amended by the Florida Legislature. The Investment Plan is funded with the same employer and employee contribution rates that are based on salary and membership class (Regular Class, Elected County Officers, etc.) as the FRS defined benefit plan. Contributions are directed to individual member accounts, and the individual members allocate contributions and account balances among various approved investment choices. Costs of administering the plan, including the FRS Financial Guidance Program, are funded through an employer contribution of 0.06 percent of payroll and by forfeited benefits of plan members.

The Property Appraiser recognizes pension expenditures in an amount equal to amounts paid to the Pension Plan, the HIS Plan and the defined contribution plan, amounting to 309,418, 65,790, and 269,003, respectively, for the fiscal year ended September 30, 2024. The Property Appraiser's payments after June 30, 2024, the measurement date used to determine the net pension liability associated with the Pension Plan and HIS Plan, amounted to 81,716 and 10,418, respectively. The Property Appraiser is not legally required to and does not accumulate expendable available resources to liquidate the retirement obligation related to its employees. Accordingly, the net pension liability and associated deferred outflows and deferred inflows are presented on the government-wide financial statements of the County, following requirements of GASB Statement No. 68, Accounting and Financial Reporting for Pensions - an amendment of GASB Statement No. 27, and GASB Statement No. 71, Pension Transition for Contributions Made Subsequent to the Measurement Date - an amendment of GASB Statement No. 68, effective October 1, 2011.

The State of Florida annually issues a publicly available financial report that includes financial statements and required supplementary information for the FRS. The latest available report may be obtained by writing to the State of Florida Division of Retirement, Department of Management Services, P O Box 9000, Tallahassee, Florida 32315-9000, or from the website www.dms.myflorida.com/retirement

Note 4. General Long-Term Debt

The following changes in general long-term debt occurred during the year ended September 30, 2024

Compensated absences payable at October 1, 2023	121,587
Increase in accrued compensated absences	<u>3,096</u>
Compensated absences payable at September 30, 2024	<u><u>124,683</u></u>
Long-term debt is comprised of the following at September 30, 2024	
Noncurrent portion of compensated absences	<u><u>108,472</u></u>

CHARLOTTE COUNTY, FLORIDA
PROPERTY APPRAISER
NOTES TO FINANCIAL STATEMENTS
SEPTEMBER 30, 2024

Note 5. Risk Management

The Property Appraiser participates in the countywide self-insurance and health insurance programs. Under these programs, the Self Insurance Fund provides coverage for up to a maximum of \$300,000 for each worker's compensation claim, \$350,000 for each general liability claim, \$5,000 for all other perils other than windstorm per location per loss and a \$3 windstorm deductible per location per loss. The County purchases commercial insurance for claims in excess of coverage provided by the funds and for all other risks of loss. The excess coverage for general liability and workers' compensation is \$1,200,000 and the excess for property is \$150,000,000. In April of 2009, the County opened an employee health center for use by employees participating in the County's Health Insurance Program. The main purpose was to help contain health insurance costs. In August of 2011, the County became self-insured for its health insurance. Under this program, the Health Insurance Trust Fund provides coverage for up to \$1,000,000 per claim. The County has excess medical insurance to pay for claim costs that exceed this amount.

Charges to operating departments are based upon amounts believed by management to meet the required annual payout during the fiscal year and to pay for the premiums and estimated operating costs of the program. For fiscal year ended September 30, 2024, the Property Appraiser was charged \$44,028 for the self-insurance program and \$1,119,161 for life and health insurance, which includes the retiree subsidy.

The Property Appraiser, independently of the aforementioned self-insurance programs, through third party insurance carriers, purchases automobile liability insurance.

Note 6. Other Post Employment Benefits

Plan Description

In accordance with Section 112.0801, Florida Statutes, because the Property Appraiser provides medical plans to employees of the Property Appraiser and their eligible dependents, the Property Appraiser is also required to provide retirees the opportunity to participate in the group employee health plan. Although not required by Florida Law, the County has opted to pay a portion of the cost of such participation for retired Property Appraiser employees.

Retired employees (retired on or after 1/1/2004) of the County and all constitutional officers who retire after 30 years of service, or after the age of 55 with eight years, or six years prior to October 1, 2012, of credited service with the County, and who had continuous medical coverage verified annually, are entitled to participation in the Plan. Currently, for employees who have completed 20 years of service with the County who are collecting FRS monthly benefits, the health benefit under the Plan provides for the County to contribute a per month supplement. The monthly supplement is \$10.00 per year of service up to \$300.00 per month. For County employees whose date of retirement was prior to 10/1/2008, the monthly supplement is \$5.00 per year of service up to \$150.00 per month. The Property Appraiser's OPEB is calculated as a part of a County-wide actuarial valuation. Total payments to the County for the year ended September 30, 2024 were \$6,300.

Note 7. Subscription-Based Information Technology Arrangements

The Property Appraiser has entered into various agreements that meet the definition of subscription-based information technology arrangements (SBITAs) under GASB Statement 96. Detailed information about the Property Appraiser's SBITAs can be found in the County-wide financial statements.

CHARLOTTE COUNTY, FLORIDA
PROPERTY APPRAISER
NOTES TO FINANCIAL STATEMENTS
SEPTEMBER 30, 2024

Note 7. Subscription-Based Information Technology Arrangements continued

SBITAs entered into by the Property Appraiser are included in the County-wide financial statements as other financing sources and capital outlay expenditures in the Statement of Revenues, Expenditure, and Changes in Fund Balance as they are incurred. In the Property Appraiser financial statements, these payments are included in operating expenditures.

**SUPPLEMENTAL
INFORMATION**

C A LOTTE COUNTY, FLORIDA
 PROPERTASSESSMENT
 GENERAL FUND
 STATEMENT OF REVENUES, EXPENDITURES AND CHANGES IN FUND BALANCE
 BUDGET AND ACTUAL
 For the Fiscal Year Ended September 30, 2024

	Original Budget	Final Budget	Actual	Variance with Final Budget Positive Negative
Revenues:				
Charges for services	\$ 7,133,734	\$ 7,149,524	\$ 7,149,524	\$
Miscellaneous			708	708
Total revenues	<u>7,133,734</u>	<u>7,149,524</u>	<u>7,150,232</u>	<u>708</u>
Expenditures:				
Current				
General government				
Personal services	6,344,300	6,188,997	5,225,666	963,331
Operating expenditures	<u>789,434</u>	<u>960,527</u>	<u>1,696,702</u>	<u>736,175</u>
Total general government	<u>7,133,734</u>	<u>7,149,524</u>	<u>6,922,368</u>	<u>227,156</u>
Total expenditures	<u>7,133,734</u>	<u>7,149,524</u>	<u>6,922,368</u>	<u>227,156</u>
Excess of revenues over expenditure			<u>227,864</u>	<u>227,864</u>
Other financing sources / uses :				
Loan proceeds			834,299	834,299
Transfers out			<u>1,062,163</u>	<u>1,062,163</u>
Total other financing sources / uses			<u>227,864</u>	<u>227,864</u>
Excess of revenues and other sources over expenditures and other uses				
Fund balance, October 1, 2023				
Fund balance, September 30, 2024	<u>\$</u>	<u>\$</u>	<u>\$</u>	<u>\$</u>

**Independent Auditor’s Report on Internal Control over Financial Reporting and on
Compliance and Other Matters Based on an Audit of Financial Statements
Performed in Accordance with *Government Auditing Standards***

Honorable Paul L. Polk, CFA, AAS
Property Appraiser
Charlotte County, Florida

We have audited, in accordance with the auditing standards generally accepted in the United States of America and the standards applicable to financial audits contained in *Government Auditing Standards* issued by the Comptroller General of the United States, the financial statements of each major fund, and the aggregate remaining fund information of the Charlotte County, Florida Property Appraiser (the “Property Appraiser”), as of and for the fiscal year ended September 30, 2024, and the related notes to the financial statements, which collectively comprise Property Appraiser’s special purpose financial statements, and have issued our report thereon dated March 13, 2025.

Report on Internal Control over Financial Reporting

In planning and performing our audit of the financial statements, we considered Property Appraiser’s internal control over financial reporting (internal control) as a basis for designing audit procedures that are appropriate in the circumstances for the purpose of expressing our opinions on the financial statements, but not for the purpose of expressing an opinion on the effectiveness of the Property Appraiser’s internal control. Accordingly, we do not express an opinion on the effectiveness of the Property Appraiser’s internal control.

A *deficiency in internal control* exists when the design or operation of a control does not allow management or employees, in the normal course of performing their assigned functions, to prevent, or detect and correct, misstatements, on a timely basis. A *material weakness* is a deficiency, or a combination of deficiencies, in internal control, such that there is a reasonable possibility that a material misstatement of the entity’s financial statements will not be prevented, or detected and corrected, on a timely basis. A *significant deficiency* is a deficiency, or a combination of deficiencies, in internal control that is less severe than a material weakness, yet important enough to merit attention by those charged with governance.

Our consideration of internal control was for the limited purpose described in the first paragraph of this section and was not designed to identify all deficiencies in internal control that might be material weaknesses or, significant deficiencies. Given these limitations, during our audit we did not identify any deficiencies in internal control that we consider to be material weaknesses. However, material weaknesses or significant deficiencies may exist that were not identified.

Report on Compliance and Other Matters

As part of obtaining reasonable assurance about whether the Property Appraiser's financial statements are free from material misstatement, we performed tests of its compliance with certain provisions of laws, regulations, contracts, and grant agreements, noncompliance with which could have a direct and material effect on the financial statements. However, providing an opinion on compliance with those provisions was not an objective of our audit, and accordingly, we do not express such an opinion. The results of our tests disclosed no instances of noncompliance or other matters that are required to be reported under *Government Auditing Standards*.

Purpose of This Report

The purpose of this report is solely to describe the scope of our testing of internal control and compliance and the results of that testing, and not to provide an opinion on the effectiveness of the entity's internal control or on compliance. This report is an integral part of an audit performed in accordance with *Government Auditing Standards* in considering the entity's internal control and compliance. Accordingly, this communication is not suitable for any other purpose.

This report is intended solely for the information and use of the Property Appraiser's management, the Charlotte County, Florida, Board of County Commissioners, and the Florida Auditor General and is not intended to be and should not be used by anyone other than these specified parties.

Ashley, Brown & Smith, CPAs

Punta Gorda, Florida
March 13, 2025

Independent Auditor's Management Letter

Honorable Paul L. Polk, CFA, AAS
Property Appraiser
Charlotte County, Florida

Report on the Financial Statements

We have audited the financial statements of the Charlotte County, Florida, Property Appraiser (the "Property Appraiser") as of and for the fiscal year ended September 30, 2024, and have issued our report thereon dated March 13, 2025.

Auditor's Responsibility

We conducted our audit in accordance with auditing standards generally accepted in the United States of America; the standards applicable to financial audits contained in *Government Auditing Standards*, issued by the Comptroller General of the United States; and Chapter 10.550, Rules of the Auditor General.

Other Reporting Requirements

We have issued our Independent Auditor's Report on Internal Control over Financial Reporting and on Compliance and Other Matters Based on an Audit of the Financial Statements Performed in Accordance with *Government Auditing Standards*; and Independent Accountant's Report on an examination conducted in accordance with AICPA Professional Standards, AT-C Section 315, regarding compliance requirements in accordance with Chapter 10.550, Rules of the Auditor General. Disclosures in those reports and schedule, which are dated March 13, 2025, should be considered in conjunction with this management letter.

Prior Audit Findings

Section 10.554(1)(i)1., Rules of the Auditor General, requires that we determine whether or not corrective actions have been taken to address findings and recommendations made in the preceding annual financial audit report. There were no findings and recommendations made in the preceding annual financial audit report.

Official Title and Legal Authority

Section 10.554(1)(i)4., Rules of the Auditor General, requires that the name or official title and legal authority for the primary government and each component unit of the reporting entity be disclosed in this management letter, unless disclosed in the notes to the financial statements. This information is disclosed in the notes to the financial statements.

Financial Management

Section 10.554(1)(i)2., Rules of the Auditor General, requires that we communicate any recommendations to improve financial management. In connection with our audit, we did not have any such recommendations.

Additional Matters

Section 10.554(1)(i)3., Rules of the Auditor General, requires us to communicate noncompliance with provisions of contracts or grant agreements, or abuse, that have occurred, or are likely to have occurred, that have an effect on the financial statements that is less than material, but which warrants the attention of those charged with governance. In connection with our audit, we did not note any such findings.

Purpose of this Letter

Our management letter is intended solely for the information and use of the Legislative Auditing Committee, members of the Florida Senate and the Florida House of Representatives, the Florida Auditor General, Federal and other granting agencies, the Charlotte County, Florida, Property Appraiser, and applicable management, and is not intended to be and should not be used by anyone other than these specified parties

Ashley, Brown & Smith, CPAs

Punta Gorda, Florida
March 13, 2025



PHONE: 941.639.6600 | FAX: 941.639.6115
366 E OLYMPIA AVE, PUNTA GORDA, FL 33950
AshleyBrownCPAS.com

Independent Accountant's Report

Honorable Paul L. Polk, CFA, AAs
Property Appraiser
Charlotte County, Florida

We have examined the Charlotte County, Florida, Property Appraiser's (the "Property Appraiser") compliance Sections 28.415, Florida Statutes, Local Government Investment Policies, for the year ended September 30, 2024. Management is responsible for the Property Appraiser's compliance with those requirements. Our responsibility is to express an opinion on the Property Appraiser's compliance based on our examination.

Our examination was conducted in accordance with attestation standards established by the American Institute of Certified Public Accountants. Those standards require that we plan and perform the examination to obtain reasonable assurance about whether the Property Appraiser complied, in all material respects, with the specified requirements referenced above. An examination involves performing procedures to obtain evidence about whether the Property Appraiser complied with the specified requirements. The nature, timing and extent of the procedures selected depend on our judgement, including an assessment of the risks of material noncompliance, whether due to fraud or error. We believe that the evidence obtained is sufficient and appropriate to provide a reasonable basis for our opinion.

Our examination does not provide a legal determination on the Property Appraiser's compliance with the specified requirements.

In our opinion, the Property Appraiser complied, in all material respects, with the aforementioned requirements for the year ended September 30, 2024.

This report is intended solely for the information and use of the Property Appraiser and the Auditor General, State of Florida, and is not intended to be, and should not be, used by anyone other than these specified parties.

This report is intended solely for the information and use of the Legislative Auditing Committee, members of the Florida Senate and the Florida House of Representatives, the Florida Auditor General, the Property Appraiser, and applicable management, and the Board of County Commissioners of Charlotte County, Florida, and is not intended to be, and should not be, used by anyone other than these specified parties.

Ashley, Brown & Smith, CPAs

Punta Gorda, Florida
March 13, 2025

SECTION IV

SHERIFF

Bill Prummell



PHONE: 941.639.6600 | FAX: 941.639.6115
366 E OLYMPIA AVE, PUNTA GORDA, FL 33950
AshleyBrownCPAS.com

Independent Auditor's Report

Honorable William Prummell, Jr.
Sheriff
Charlotte County, Florida

Report on the Financial Statements

We have audited the accompanying financial statements of each major fund and the aggregate remaining fund information of the Charlotte County, Florida Sheriff (the "Sheriff"), as of and the fiscal year ended September 30, 2024, and the related notes to the financial statements, which collectively comprise the Sheriff's special purpose financial statements, as listed in the table of contents.

In our opinion, the financial statements referred to above present fairly, in all material respects, the respective financial position of each major fund, the aggregate remaining fund information of Sheriff, as of September 30, 2024, and for the year then ended in accordance with accounting principles generally accepted in the United States of America.

Basis of Opinions

We conducted our audit in accordance with auditing standards generally accepted in the United States of America. Our responsibilities under those standards are further described in the Auditor's Responsibilities for the Audit of the Financial Statements section of our report. We are required to be independent of the Sheriff, and to meet our other ethical responsibilities, in accordance with the relevant ethical requirements relating to our audit. We believe that the audit evidence we have obtained is sufficient and appropriate to provide a basis for our audit opinions.

Responsibilities of Management for the Financial Statements

Management is responsible for the preparation and fair presentation of these financial statements in accordance with accounting principles generally accepted in the United States of America; and for the design, implementation, and maintenance of internal control relevant to the preparation and fair presentation of financial statements that are free from material misstatement, whether due to fraud or error.

In preparing the financial statements, management is required to evaluate whether there are conditions or events, considered in the aggregate, that raise substantial doubt about the Sheriff's ability to continue as a going concern for twelve months beyond the financial statement date, including any currently known information that may raise substantial doubt shortly thereafter.

Auditor's Responsibilities for the Audit of the Financial Statements

Our objectives are to obtain reasonable assurance about whether the financial statements as a whole are free from material misstatement, whether due to fraud or error, and to issue an auditor's report that includes our opinions. Reasonable assurance is a high level of assurance but is not absolute assurance and therefore is not a guarantee that an audit conducted in accordance with generally accepted auditing standards and *Government Auditing Standards* will always detect a material misstatement when it exists. The risk of not detecting a material misstatement resulting from fraud is higher than for one resulting from error, as fraud may involve collusion, forgery, intentional omissions, misrepresentations, or the override of internal control. Misstatements are considered material if there is a substantial likelihood that, individually or in the aggregate, they would influence the judgment made by a reasonable user based on the financial statements.

In performing an audit in accordance with generally accepted auditing standards and *Government Auditing Standards*, we:

- Exercise professional judgment and maintain professional skepticism throughout the audit.
- Identify and assess the risks of material misstatement of the financial statements, whether due to fraud or error, and design and perform audit procedures responsive to those risks. Such procedures include examining, on a test basis, evidence regarding the amounts and disclosures in the financial statements.
- Obtain an understanding of internal control relevant to the audit in order to design audit procedures that are appropriate in the circumstances, but not for the purpose of expressing an opinion on the effectiveness of the Sheriff's internal control. Accordingly, no such opinion is expressed.
- Evaluate the appropriateness of accounting policies used and the reasonableness of significant accounting estimates made by management, as well as evaluate the overall presentation of the financial statements.
- Conclude whether, in our judgment, there are conditions or events, considered in the aggregate, that raise substantial doubt about the Sheriff's ability to continue as a going concern for a reasonable period of time.

We are required to communicate with those charged with governance regarding, among other matters, the planned scope and timing of the audit, significant audit findings, and certain internal control-related matters that we identified during the audit.

Required Supplementary Information

Accounting principles generally accepted in the United States of America require that the general fund budgetary comparison information, as listed in the table of contents, be presented to supplement the financial statements. Such information, although not a required part of the financial statements, is required by the Governmental Accounting Standards Board, who considers it to be an essential part of financial reporting for placing the financial statements in an appropriate operational, economic, or historical context. We have applied certain limited procedures to the required supplementary information in accordance with auditing standards generally accepted in the United States of America, which consisted of inquiries of management about the methods of preparing the information and comparing the information for consistency with management's responses to our inquiries, the financial statements, and other knowledge we obtained during our audit of the financial statements. We do not express an opinion or provide any assurance on the information because the limited procedures do not provide us with sufficient evidence to express an opinion or provide any assurance.

Supplementary Information

Our audit was conducted for the purpose of forming opinions on the financial statements that collectively comprise the Sheriff's special-purpose financial statements. The combining statements, as listed in the table of contents, are presented for purposes of additional analysis and are not a required part of the financial statements. Such information is the responsibility of management and was derived from and relates directly to the underlying accounting and other records used to prepare the special purpose financial statements. The information has been subjected to the auditing procedures applied in the audit of the special purpose financial statements and certain additional procedures, including comparing and reconciling such information directly to the underlying accounting and other records used to prepare the special purpose financial statements or to the special purpose financial statements themselves, and other additional procedures in accordance with auditing standards generally accepted in the United States of America. In our opinion, the combining statements are fairly stated, in all material respects, in relation to the special purpose financial statements as a whole.

Emphasis of Matter

Basis of Presentation

As discussed in Note 1 to the financial statements, the financial statements referred to above were prepared solely for the purpose of complying with the Rules of the Auditor General of the State of Florida (the "Rules"). In conformity with the Rules, the accompanying financial statements are intended to present the financial position and changes in financial position of the major funds, and the aggregate remaining fund information, only for that portion of each major funds and the aggregate remaining fund information, of Charlotte County that is attributable to the Sheriff. They do not purport to, and do not, present fairly the financial position of Charlotte County as of September 30, 2024, and the changes in its financial position for the fiscal year then ended in conformity with accounting principles generally accepted in the United States of America. Our opinion is not modified with respect to these matters.

Other Reporting Required by *Government Auditing Standards*

In accordance with *Government Auditing Standards*, we have also issued our report dated March 21, 2025, on our consideration of the Sheriff's internal control over financial reporting and on our tests of its compliance with certain provisions of laws, rules, regulations, contracts, and grant agreements and other matters under the heading INDEPENDENT AUDITOR'S REPORT ON INTERNAL CONTROL OVER FINANCIAL REPORTING AND ON COMPLIANCE AND OTHER MATTERS BASED ON AN AUDIT OF THE FINANCIAL STATEMENTS PERFORMED IN ACCORDANCE WITH *GOVERNMENT AUDITING STANDARDS*. The purpose of that report is to describe the scope of our testing of internal control over financial reporting and compliance and the results of that testing, and not to provide an opinion on internal control over financial reporting or on compliance. That report is an integral part of an audit performed in accordance with *Government Auditing Standards* in considering the Sheriff's internal control over financial reporting and compliance.

Ashley, Brown & Smith, CPAs

Punta Gorda, Florida
March 21, 2025

CHARLOTTE COUNTY, FLORIDA
SHERIFF
BALANCE SHEET
GOVERNMENTAL FUNDS
SEPTEMBER 30, 2024

Assets	<u>General</u>	<u>Commissary</u>
Cash and cash equivalents	\$ 11,884,503	\$ 2,085,689
Investments at amortized cost	2,858,756	160,620
Accounts receivable	24,499	108,435
Due from other funds	1,570,006	
Due from other constitutional officers		
Board of County Commissioners	203,529	
Due from other governmental agencies	168,617	
Other assets	18,669	
Total assets	<u>\$ 16,728,579</u>	<u>\$ 2,354,744</u>
Liabilities and Fund Balances		
Liabilities		
Accounts and vouchers payable	\$ 1,484,993	\$ 4,563
Accrued liabilities	2,796,352	
Due to other funds	1,236,655	
Due to other constitutional officers		
Board of County Commissioners	6,659,290	
Due to other governments	633,491	
Due to individuals	1,081,000	
Self insurance claims payable	2,789,000	
Deposits	47,798	
Total liabilities	<u>16,728,579</u>	<u>4,563</u>
Fund Balance		
Reserved for:		
Restricted		2,350,181
Total fund balances		<u>2,350,181</u>
Total liabilities and fund balances	<u>\$ 16,728,579</u>	<u>\$ 2,354,744</u>

See accompanying notes.

<u>Forfeitures</u>	<u>Non Major Governmental</u>	<u>Total Governmental Funds</u>
\$ 29,639	\$ 45,387	\$ 14,045,218
16,722		3,019,376
		149,656
		1,570,006
522	158,431	362,482
	174,920	343,537
		18,669
<u>\$ 46,883</u>	<u>\$ 378,738</u>	<u>\$ 19,508,944</u>
\$ 8,411	\$	\$ 1,497,967
		2,796,352
	333,351	1,570,006
8,870		6,668,160
		633,491
		1,081,000
		2,789,000
		47,798
<u>17,281</u>	<u>333,351</u>	<u>17,083,774</u>
29,602	45,387	2,425,170
<u>29,602</u>	<u>45,387</u>	<u>2,425,170</u>
<u>\$ 46,883</u>	<u>\$ 378,738</u>	<u>\$ 19,508,944</u>

C A LOTTE COUNT , FLO IDA
S E IFF
STATEMENT OF REVENUES, EXPENDITURES AND CHANGES IN FUND BALANCES
GOVERNMENTAL FUNDS
For the Fiscal Year Ended September 30, 2024

	General	Commissary
Revenues:		
Intergovernmental	\$ 57,514	\$
Charges for services	2,185,963	884,844
Fines and forfeitures	29,437	
Miscellaneous	558,196	9,299
Total revenues	2,831,110	894,143
Expenditures:		
Current		
General government		
Personal services	3,860,247	
Operating expenses	449,709	
	4,309,956	
Public safety		
Personal services	80,372,509	
Operating expenses	15,736,551	875,261
Capital outlay	5,549,484	
	101,658,544	875,261
Total expenditures	105,968,500	875,261
Excess of revenues over/ under expenditures	103,137,390	18,882
Other financing sources / uses :		
Transfers in	109,758,083	
Transfers out	6,620,693	
Total other financing sources / uses	103,137,390	
Net changes in fund balances		18,882
Fund balances, October 1, 2023		2,331,299
Fund balances, September 30, 2024	\$	\$ 2,350,181

See accompanying notes.

<u>Forfeitures</u>	<u>Non Ma or Governmental</u>	<u>Total Governmental Funds</u>
\$	\$ 1,869,429	\$ 1,926,943
		3,070,807
12,970	35,428	77,835
429,580		997,075
<u>442,550</u>	<u>1,904,857</u>	<u>6,072,660</u>
		3,860,247
		449,709
		<u>4,309,956</u>
	879,599	81,252,108
243,611	388,708	17,244,131
226,004	654,365	6,429,853
<u>469,615</u>	<u>1,922,672</u>	<u>104,926,092</u>
469,615	1,922,672	109,236,048
27,065	17,815	103,163,388
		109,758,083
		6,620,693
		<u>103,137,390</u>
27,065	17,815	25,998
56,667	63,202	2,451,168
<u>\$ 29,602</u>	<u>\$ 45,387</u>	<u>\$ 2,425,170</u>

CHARLOTTE COUNTY, FLORIDA
SHERIFF
STATEMENT OF FIDUCIARY NET POSITION - CUSTODIAL FUNDS
SEPTEMBER 30, 2024

Assets	<u>Custodial Funds</u>
Cash and cash equivalents	\$ 405,409
Total assets	<u>\$ 405,409</u>
Liabilities	
Liabilities	
Due to individuals	\$ 264,121
Total liabilities	<u>264,121</u>
Net Position	
Restricted for:	
Individuals, organizations and other governments	<u>\$ 141,288</u>

See accompanying notes.

C A LOTTE COUNTY, FLORIDA
 STATEMENT OF CHANGES IN FIDUCIARY NET POSITION - CUSTODIAL FUNDS
 SEPTEMBER 30, 2024

	Custodial Funds
Amounts collected for cash bonds	\$ 884,990
Amounts collected for employee charitable contributions	163,863
Amounts collected for evidence	43,968
Amounts collected for prisoners	1,553,353
Amounts collected for explorer's	11,885
Amounts collected for fines	177,186
Total additions:	2,835,245
Amounts distributed for cash bonds	882,483
Amounts distributed for evidence	44,305
Amounts distributed for prisoners	1,760,278
Amounts distributed for explorer's	11,923
Amounts distributed for fines	157,588
Total deductions:	2,856,577
Change in Net Position	21,332
Net Position, beginning	162,620
Net Position, ending	\$ 141,288

See accompanying notes

CHARLOTTE COUNTY, FLORIDA
SHERIFF
NOTES TO FINANCIAL STATEMENTS
SEPTEMBER 30, 2024

Note 1. Summary of Significant Accounting Policies

The following is a summary of the more significant accounting principles and policies

(a) Defining the Governmental Reporting Entity

The Sheriff, as an elected constitutional officer, was established by the Constitution of the State of Florida, Article VIII, Section 1(d). As such, the Sheriff's financial statements are included in basic financial statements of Charlotte County, the primary government. A component unit is a legally separate organization for which the elected officials of the primary government are financially accountable. Based on the criteria established by Statement of Governmental Accounting Standards Board Number 14, Financial Reporting Entity, there are no component units included in the Sheriff's financial statements.

(b) Fund Accounting

The accounts of the Sheriff are organized on the basis of funds, each of which is considered a separate accounting entity. The operations of each fund are accounted for with a separate set of self-balancing accounts that comprise its assets, liabilities, fund equity, revenues and expenditures, as appropriate. Government resources are allocated to, and accounted for, in individual funds, based upon the purposes for which they are to be spent and the means by which spending activities are controlled.

The following funds are used by the Sheriff:

Governmental Funds

General Fund – The General Fund is used to account for all revenues and expenditures applicable to the general operations of the Sheriff, which are not properly accounted for in another fund. All operating revenues, which are not specifically restricted or designated as to use, are recorded in the General Fund. General property taxes levied by the Board of County Commissioners for the Sheriff are reported as operating transfers in excess revenues at the end of the year, due back to the Board of County Commissioners, are shown as operating transfers out.

Special Revenue Funds – Special Revenue Funds are used to account for the proceeds of specific revenue sources that are legally restricted to expenditures for specified purposes.

Fiduciary Funds

Custodial Funds – Custodial Funds are used to account for assets held by public officials in a trustee capacity or as a custodian for individuals, private organizations, other governments and/or other funds. Custodial funds are used to report fiduciary activities that are not required to be reported in pension (and other employee benefits) trust funds, investment trust funds, or private-purpose trust funds.

(c) Measurement Focus

Governmental Funds – The General and Special Revenue Funds are accounted for on a spending or financial flow measurement focus. This means that only current assets and current liabilities are generally included on the balance sheet. Accordingly, the reported undesignated fund balances (net current assets) are considered a measure of available, spendable or appropriable resources. Governmental Fund operating statements present increases (revenues and other financing sources) and decreases (expenditures and other financing uses) in net current assets.

Custodial Funds – Custodial funds are accounted for using an economic resource measurement focus. They require a resource flow statement.

CHARLOTTE COUNTY, FLORIDA
SHERIFF
NOTES TO FINANCIAL STATEMENTS
SEPTEMBER 30, 2024

Note 1. Summary of Significant Accounting Policies, Continued

Governmental Funds, Continued

(d) Basis of Accounting

Basis of accounting refers to when revenues and expenditures are recognized in the accounts and reported in the financial statements. Basis of accounting relates to the timing of the measurements made, regardless of the measurement focus applied.

The modified accrual basis of accounting is followed by the General, Special Revenue and Agency Funds. The modification in such method from the accrual basis is that revenues are recorded when they become measurable and available to finance operations of the current year.

Expenditures are generally recognized under the modified accrual basis of accounting when the related fund liability is incurred. Exceptions to this general rule include (1) principal and interest on general long-term debt, if any, which is recognized when due; (2) expenditures are not divided between years by the recording of prepaid expenses; and (3) accrued compensated absences are not recorded until paid.

Custodial Funds are accounted for using the accrual basis of accounting.

(e) Budgetary Process

Chapter 30, of the Florida Statutes, governs the preparation, adoption and administration process of the Sheriff's annual budget. A budget is only required to be prepared for the General Fund. The budget and amendments, if any, for the General Fund are required to be submitted to and approved by the Board of County Commissioners. The budget is prepared on the modified accrual basis.

The level of control for appropriations is exercised at the functional level.

Budgets for the Special Revenue Funds are not required to be adopted.

(f) Fixed Assets

Acquisitions of tangible personal property are recorded as expenditures at the time of purchase. These assets are reported to the Board of County Commissioners and are recorded in the Board's basic financial statements.

(g) Compensated Absences

The Sheriff's employees accumulate annual leave based on the number of years of continuous service. Upon termination of employment, employees generally receive payment for accumulated leave. Estimated long-term accrued compensated absences are recorded in the basic financial statements of the Charlotte County Board of County Commissioners.

Statement of Governmental Accounting Standards Board Number 16, Accounting for Compensated Absences, requires the compensated absences liability to be measured using the salary rate in effect at the balance sheet date and requires additional amounts to be accrued for certain salary related payments associated with the payment of compensated absences.

CHARLOTTE COUNTY, FLORIDA
SHERIFF
NOTES TO FINANCIAL STATEMENTS
SEPTEMBER 30, 2024

Note 2. Cash and Cash Equivalents

The Sheriff's deposits policy allows for deposits to be held in demand deposit accounts. At September 30, 2024, the Sheriff maintained deposits in checking accounts and Florida PRIME.

In accordance with the Florida Statute Chapter 280 (Public Depository Security Act of the State of Florida), financial institutions qualifying as public depositories place with the State Board of Administration securities which have market value equal to 50 percent of any applicable deposit insurance. The Public Depository Security Trust Fund has a procedure to allocate and recover losses in the event of default or insolvency. When public deposits are made in accordance with Chapter 280, no public depositor shall be liable for any loss thereof. Chapter 280 defines deposits as time deposit accounts, demand deposit accounts, and certificates of deposit.

At September 30, 2024, cash and cash equivalents had a book balance of deposits of 14,450,627 and the bank balance was 15,759,437. The Sheriff held petty cash on hand as of September 30, 2024, in the amount of 1,300. The Sheriff had a book and bank balance in the Florida PRIME in the amount of 3,019,376.

Florida Statutes authorize investments in certificates of deposits, savings accounts, repurchase agreements, the Local Government Surplus Funds Trust Fund administered by the Florida State Board of Administration, obligations of the U.S. Government and government agencies.

The Sheriff invests in Florida PRIME funds throughout the year with the Local Government Surplus Funds Trust Fund (SBA), under the regulatory oversight of the State of Florida. Florida PRIME is not registered with the SEC as an investment company, but nevertheless has a policy that it will, and does, operate as a qualifying external investment pool. Thus, this pool operates essentially as a money market fund. Florida PRIME has a Standard & Poor's rating of AA-Am at September 30, 2024, and is measured at amortized cost. There are currently no limitations as to the frequency of redemptions; however, Florida PRIME has the ability to impose restrictions on withdrawals should a material event occur. Detailed information on the withdrawal restrictions that may be imposed and Florida PRIME's responsibilities should such an event occur is described in Section 218.409(8)(a), Florida Statutes.

Note 3. Interfund Receivables and Payables

Interfund receivable and payable balances at September 30, 2024 were

Fund	Due From Other Funds	Due to Other Funds
General Fund	1,570,006	1,236,655
Non-Major Special Revenue	-	333,351
Total	1,570,006	1,570,006

CHARLOTTE COUNTY, FLORIDA
SHERIFF
NOTES TO FINANCIAL STATEMENTS
SEPTEMBER 30, 2024

Note 4. Retirement Plan

Plan Description and Provisions

The Sheriff's employees participate in the Florida Retirement System (FRS). As provided by Chapters 121 and 112, Florida Statutes, the FRS provides two cost sharing, multiple employer defined benefit plans administered by the Florida Department of Management Service, Division of Retirement, including the FRS Pension Plan (Pension Plan) and the Retiree Health Insurance Subsidy (HIS Plan). Under Section 121.4501, Florida Statutes, the FRS also provides a defined contribution plan (Investment Plan) alternative to the FRS Pension Plan, which is administered by the State Board of Administration.

As a general rule, membership in the FRS is compulsory for all employees working in a regularly established position for a state agency, county government, district school board, state university, community college, or a participating city or special district within the State of Florida. The FRS provides retirement and disability benefits, annual cost-of-living adjustments, and death benefits to plan members and beneficiaries. Benefits are established by Chapter 121, Florida Statutes, and Chapter 60S, Florida Administrative Code. Amendments to the law can be made only by an act of the Florida Legislature.

Benefits under the Pension Plan are computed on the basis of age, average final compensation, and service credit. For Pension Plan members enrolled before July 1, 2011, Regular class members who retire at or after age 62 with at least six years of credited service, or 30 years of service regardless of age are entitled to a retirement benefit payable monthly for life, equal to 1.6% of their final average compensation based on the five highest years of salary, for each year of credited service. Vested regular class members with less than 30 years of service may retire before age 62 and are entitled to a retirement benefit payable monthly also equal to 1.6% of their final average compensation for each year of credited service based on the five highest years of salary, with a 5% reduction for each year under age 62. Substantial changes were made to the Pension Plan during fiscal year 2011, affecting new members enrolled on or after July 1, 2011 by extending the vesting requirement to eight years of credited service and increasing normal retirement to age 65 or 33 years of service regardless of age. Also, the final average compensation for these members is based on the eight highest years of salary.

Funding Policy

All enrolled members of the FRS Pension Plan are required to contribute 3.0% of their salary to the FRS. In addition to member contributions, governmental employers are required to make contributions to the FRS based on statewide contribution rates. The employer contribution rates by job class for the periods from October 1, 2023 through June 30, 2024 and July 1, 2024 through September 30, 2024, respectively, were as follows: regular 13.57% and 13.63%; county elected officers 58.68% and 58.68%; senior management 34.52% and 34.52%; DROP participants 21.13% and 21.13%; and special risk regular 37.67% and 32.797%. During the fiscal year ended September 30, 2024, the Sheriff contributed to the plan an amount equal to 27.58% of covered payroll.

The HIS Plan provides a monthly benefit to assist retirees in paying their health insurance costs and is administered by the Florida Department of Management Services, Division of Retirement. Eligible retirees and beneficiaries receive a monthly health insurance subsidy payment of \$7.50 for each year of creditable service, with a minimum payment of \$45 and a maximum payment of \$225 per month. The HIS Plan is funded by required contributions from FRS participating employees as set forth by Florida Legislature, based on a percentage of gross compensation for all active FRS members.

CHARLOTTE COUNTY, FLORIDA
SHERIFF
NOTES TO FINANCIAL STATEMENTS
SEPTEMBER 30, 2024

Note 4. Retirement Plan, continued

Funding Policy, continued

For those members who elect participation in the Investment Plan, rather than the Pension Plan, vesting occurs at one year of service. These participants receive a contribution for self-direction in an investment product with a third-party administrator selected by the State Board of Administration. Employer and employee contributions, including amounts contributed to individual member's accounts, are defined by law, but the ultimate benefit depends in part on the performance of investment funds. Benefit terms, including contribution requirements, for the Investment Plan are established and may be amended by the Florida Legislature. The Investment Plan is funded with the same employer and employee contribution rates that are based on salary and membership class (Regular Class, Elected County Officers, etc.), as the FRS defined benefit plan. Contributions are directed to individual member accounts, and the individual members allocate contributions and account balances among various approved investment choices. Costs of administering plan, including the FRS Financial Guidance Program, are funded through an employer contribution of 0.06 percent of payroll and by forfeited benefits of plan members.

The Sheriff recognizes pension expenditures in an amount equal to amounts paid to the Pension Plan, the HIS Plan and the defined contribution plan, amounting to 11,138,156, 1,108,236, and 3,037,584, respectively, for the fiscal year ended September 30, 2024. The Sheriff's payments after June 30, 2024, the measurement date used to determine the net pension liability associated with the Pension Plan and HIS Plan, amounted to 3,046,812, and 302,713, respectively. The Sheriff is not legally required to and does not accumulate expendable available resources to liquidate the retirement obligation related to its employees. Accordingly, the net pension liability and associated deferred outflows and deferred inflows are presented on the government-wide financial statements of the County, following requirements of GASB Statement No. 68, Accounting and Financial Reporting for Pensions - and amendment of GASB Statement No. 27, and GASB Statement No. 71, Pension Transition for Contributions Made Subsequent to the Measurement Date - and amendment of GASB Statement No. 68, effective October 1, 2015.

The State of Florida annually issues a publicly available financial report that includes financial statements and required supplementary information for the FRS. The latest available report may be obtained by writing to the State of Florida Division of Retirement, Department of Management Services, P O Box 9000, Tallahassee, Florida 32315-9000, or from the web site www.ams.myflorida.com/retirement

Note 5. General Fixed Assets

The following changes in general fixed assets occurred during the year ended September 30, 2024

	Balance October 1, 2023	Additions	Deletions	Balance September 30, 2024
Machinery & Equipment	33,224,474	6,216,569	(1,212,418)	38,228,625
Accumulated Depreciation	(22,914,680)	(3,805,123)	1,047,653	(25,672,150)
Net Book Value	<u>10,309,794</u>	<u>2,411,446</u>	<u>(164,765)</u>	<u>12,556,475</u>

CHARLOTTE COUNTY, FLORIDA
SHERIFF
NOTES TO FINANCIAL STATEMENTS
SEPTEMBER 30, 2024

Note 6. General Long-Term Debt

The following changes in compensated absences occurred during the year ended September 30, 2024

Long-term debt payable at October 1, 2023	9,964,934
Increase in accrued compensated absences	7,587,634
Decrease in accrued compensated absences	<u>(6,336,694)</u>
Long-term debt payable at September 30, 2024	<u><u>11,215,874</u></u>
Short-term portion	6,160,569
Long-term portion	<u>5,055,305</u>
Total compensated absences	<u><u>11,215,874</u></u>

Note 7. Self-Insurance Program

The Sheriff participates in the Statewide Florida Sheriff's Self-Insurance Fund. The fund is managed by representatives of the participating Florida Sheriff's offices and provides professional and automobile liability insurance to participating offices. The Florida Sheriff's Self-Insurance Fund provides liability insurance coverage subject to the following limitations: 5,000,000 per occurrence and an aggregate of 10,000,000 ultimate net loss per sheriff during any policy period.

Premiums charged to participating sheriffs are based upon amounts believed by management of the fund to meet the required annual payout during the fiscal year and to pay for the estimated operating costs of the program. For fiscal year ended September 30, 2024, the Sheriff was charged 995,900 for the self-insurance program.

The Sheriff participates in the countywide self-insurance program for property liability. For fiscal year ended September 30, 2024, the Sheriff's portion for the self-insurance program, paid by the Board of County Commissioners, was 775,799.

The Sheriff participates in the Florida Sheriff's Officers' Compensation Self-Insurance Fund. The fund is managed by representatives of participating Florida Sheriff's offices. The total cost for fiscal year ended September 30, 2024 was 1,746,431.

The Sheriff is self-insured for health insurance. The plan is administered by an independent third party that processes the claims. The Sheriff pays the administrator for actual claims and their administrative fee. During the fiscal year, the Sheriff incurred expenses totaling 13,318,552. In addition to the Self-Insured Plan, the Sheriff and the Charlotte County Board of County Commissioners, share expenses in an Employee Health Center Program. This program was developed in hopes to lower healthcare claims for medical services, reduce prescription cost and identify in hopes to mitigate future high cost claims risk. Effectively redirecting claims cost from our medical plan to the clinic will result in a two-year net savings after operating cost.

CHARLOTTE COUNTY, FLORIDA
SHERIFF
NOTES TO FINANCIAL STATEMENTS
SEPTEMBER 30, 2024

Note 7. Self-Insurance Program, continued

Reconciliation of claims liabilities

	Sheriff Health Insurance
Balance at October 1, 2022	1,913,000
Current Year Claims and Changes in Estimates	12,454,169
Claim Payments	(12,613,169)
Balance at September 30, 2023	1,754,000
Current Year Claims and Changes in Estimates	11,354,012
Claim Payments	(10,319,012)
Balance at September 30, 2024	2,789,000

The Sheriff purchases commercial stop loss insurance for claims in excess of \$125,000 per person. Total premiums paid during the fiscal year for stop loss coverage totaled \$1,397,727.

The Sheriff purchases canine liability, aircraft and marine, life, and disability, independently of the aforementioned self-insurance programs, through third party insurance carriers.

Note 8. Other Post-Employment Benefits

The Charlotte County Sheriff's Office's Retiree Health Care Plan (Plan) is a single-employer defined benefit postemployment health care plan that covers eligible retired employees of the Charlotte County Sheriff's Office.

The Plan, which is administered by the Charlotte County Sheriff's Office, allows employees who retire and meet retirement eligibility requirements under one of the Charlotte County Sheriff's Office's retirement plans to continue medical, dental and/or vision insurance coverage as a participant in the Charlotte County Sheriff's Office's plan. For purposes of applying Paragraph 4 under Statement No. 75, Accounting and Financial Reporting for Postemployment Benefits Other Than Pensions, the Plan does not meet the requirements for an OPEB plan administered through a trust.

GASB Statement No. 75, Accounting and Financial Reporting for Postemployment Benefits Other Than Pensions specifies that governments must recognize their net expense in financial statements prepared using the economic resources measurement focus and accrual basis of accounting. For the Sheriff, this information, including OPEB expense of \$2,764,788, is included in the government-wide financial statements of the County. OPEB expenditures recognized in the financial statements of the Sheriff under the modified accrual method equals the total amount paid by the Sheriff, amounting to \$502,578 for the year ended September 30, 2024.

CHARLOTTE COUNTY, FLORIDA
SHERIFF
NOTES TO FINANCIAL STATEMENTS
SEPTEMBER 30, 2024

Note 8. Other Post-Employment Benefits, continued

Employees Covered by Benefit Terms

At October 1, 2023, the following employees were covered by the benefit terms

Inactive Plan Members, or Beneficiaries Currently Receiving Benefits	60
Inactive Plan Members Entitled to But Not Yet Receiving Benefits	-
Active Plan Members	631
TOTAL	696

Benefits Provided

The Charlotte County Sheriff's Office (CCSO) contributes 100% of the active health premiums up to age 65 for retirees participating in the group health plan who completed at least 25 years of service with CCSO. Retirees are then required to reimburse CCSO the monthly subsidy provided by the Florida Retirement System. On average, this subsidy was \$133 monthly.

Retirees who worked less than 25 years with CCSO and are participating in the group health plan are required to contribute 100% of the active premiums. An employer-provided implicit subsidy for the health plan will still exist for these participants.

All retirees may elect coverage in the dental and/or vision plans offered by CCSO. However, they must contribute 100% of the active premium rates. Spouse coverage is available at the active premium rates.

Medicare is assumed to become primary upon attainment of age 65.

Total OPEB Liability

The measurement date is September 30, 2024.

The measurement period for the OPEB expense was October 1, 2023 to September 30, 2024.

The reporting period is October 1, 2023 through September 30, 2024.

The Sheriff Office's Total OPEB Liability was measured as of September 30, 2024.

Actuarial Assumptions

The Total OPEB Liability was determined by an actuarial valuation as of October 1, 2023, updated to September 30, 2024, using the following actuarial assumptions:

Inflation Rate	2.50%
Salary Increase Rate	6.00%
Discount Rate	4.06%
Initial Trend Rate	8.50%
Ultimate Trend Rate	3.45%
Years to Ultimate	52

All mortality rates were based on the Pub-2010 mortality tables. All mortality rates are those outlined in Milliman's July 1, 2023 Florida Retirement System (FRS) valuation report. All tables include fully generational adjustments for mortality improvements using gender-specific improvement scale MP-2018.

CHARLOTTE COUNTY, FLORIDA
SHERIFF
NOTES TO FINANCIAL STATEMENTS
SEPTEMBER 30, 2024

Note 8. Other Post-Employment Benefits, continued

Discount Rate

Given the Charlotte County Sheriff's Office's decision not to fund the program, all future benefits were discounted using a high-quality municipal bond rate of 4.06%. The high-quality municipal bond rate was based on the measurement date of the S&P Municipal Bond 20 Year High Grade Rate Index as published by S&P Dow Jones Indices nearest the measurement date. The S&P Municipal 20 Year High Grade Rate Index consists of bonds in the S&P Municipal Bond Index with a maturity of 20 years. Eligible bonds must be rated at least AA by Standard and Poor's Ratings Services, Aa2 by Moody's or AA by Fitch. If there are multiple ratings, the lowest rating is used.

Change in Total OPEB Liability

	Increases & (Decreases) in Total OPEB Liability
Reporting Period Ending September 30, 2023	36,656,049
Changes for the year	
Service Costs	1,832,671
Interest	1,775,982
Difference Between Expected and Actual Experience	(1,331,274)
Changes of Assumptions	(3,439,359)
Benefit Payments	(1,395,880)
Total Net Changes	(2,557,860)
Reporting Period Ending September 30, 2024	34,098,189

Differences Between Expected and Actual Experiences reflects the impact of changes to the census data from the prior valuation to the valuation as of October 1, 2023.

Changes in assumptions reflect a change in the discount rate from 4.87% for the reporting period ended September 30, 2023, to 4.06% for the reporting period ended September 30, 2024. Also reflected as assumption changes are updated health care costs and premiums and updated disability rates.

Sensitivity of the Total OPEB Liability to changes in the Discount Rate

The following presents the Total OPEB Liability of the Sheriff's Office, as well as what the Sheriff Office's Total OPEB Liability would be if it were calculated using a discount rate that is one percentage-point lower or one percentage-point higher than the current discount rate.

	1% Decrease	Current Discount Rate	1% Increase
Total OPEB Liability	37,067,621	34,098,189	31,396,477

CHARLOTTE COUNTY, FLORIDA
SHERIFF
NOTES TO FINANCIAL STATEMENTS
SEPTEMBER 30, 2024

Note 8. Other Post-Employment Benefits, continued

Sensitivity of the Total OPEB Liability to changes in the Healthcare Cost Trend Rates

The following presents the Total OPEB Liability of the Sheriff's Office, as well as what the Sheriff's Office's Total OPEB Liability would be if it were calculated using healthcare cost trend rates that are one percentage-point lower or one percentage-point higher than the current healthcare cost trend rates

	1% Decrease	Healthcare Cost Trend Rates	1% Increase
	<u>2.45 - 7.50</u>	<u>3.45 - 8.50</u>	<u>4.45 - 9.50</u>
Total OPEB Liability	30,050,269	34,098,189	38,897,293

OPEB Expense and Deferred Outflows of Resources and Deferred Inflows of Resources Related to OPEB

For the year ended September 30, 2024, the Sheriff's Office will recognize OPEB Expense of 2,764,788

On September 30, 2024, the Sheriff's Office reported Deferred Outflows of Resources and Deferred Inflows of Resources related to OPEB from the following sources

	<u>Deferred Outflows of Resources</u>	<u>Deferred Inflows of Resources</u>
Differences Between Expected and Actual Experience	8,891	1,344,253
Changes of Assumptions	<u>4,926,351</u>	<u>12,272,635</u>
Total	<u><u>4,935,332</u></u>	<u><u>13,616,888</u></u>

Amounts reported as Deferred Outflows of Resources and Deferred Inflows of Resources related to OPEB will be recognized in OPEB Expense as follows

Year Ended September 30

2025	(855,518)
2026	(689,675)
2027	(890,579)
2028	(890,579)
2029	(890,579)
Thereafter	(4,464,626)

CHARLOTTE COUNTY, FLORIDA
SHERIFF
NOTES TO FINANCIAL STATEMENTS
SEPTEMBER 30, 2024

Note . Commitments and Contingencies

The Sheriff was a defendant in several lawsuits as of September 30, 2024. In the opinion of the Sheriff's legal counsel, the resolution of pending cases is not expected to result in losses, which would materially affect the financial position of the Sheriff.

The Sheriff is currently receiving, and has received in the past, grants which are subject to special compliance audits by the grantor agency and which may result in disallowed expense amounts. These amounts, if any, constitute a contingent liability of the Sheriff. Accordingly, such liabilities are not reflected within the financial statements. The Sheriff does not believe any contingent liabilities are material.

Note 1 . Subscription Based Information Technology Arrangements

The Sheriff has entered into an agreement that meets the definition of subscription-based information technology arrangements (SBITAs) under GASB Statement 96. Detailed information about the Sheriff's SBITAs can be found in the County-wide financial statements.

SBITAs entered into by the Sheriff are included in the County-wide financial statements as other financing sources and capital outlay expenditures in the Statement of Revenues, Expenditures, and Changes in Fund Balance in the year of inception. Any payments made are reported in the County-wide financial statements as debt service expenditures in the Statement of Revenues, Expenditures, and Changes in Fund Balance as they are incurred. In the Sheriff's financial statements, these payments are included in operating expenditures.

Note 11. Leases

The Sheriff leases assets under certain agreements that meet the definition of a lease under GASB Statement No. 87 – Leases. Detailed information about the Sheriff's leases can be found in the County Annual Comprehensive Financial Report or the County-wide financial statements.

Leases entered into by the Sheriff are included as other financing sources and capital outlay expenditures in the Statement of Revenues, Expenditures, and Changes in Fund Balance in the year of inception. Payments made in accordance with the lease terms are reported as debt service expenditures in the Statement of Revenues, Expenditures, and Changes in Fund Balance as they are incurred.

During the year ended September 30, 2024, the Sheriff did not enter into new leases. During the year ended September 30, 2024, the Sheriff's payment on leases totaled 1,268,340.

C A LOTTE COUNTY, FLORIDA
 SEIFF
 GENERAL FUND
 STATEMENT OF REVENUES, EXPENDITURES AND CHANGES IN FUND BALANCES
 BUDGET AND ACTUAL NON GAAP
 For the Fiscal Year Ended September 30, 2024

	Original Budget	Final Budget	Actual	Variance with Final Budget Positive Negative
Revenues:				
Intergovernmental	\$	\$	\$ 57,514	\$ 57,514
Charges for services	3,027,126	3,027,126	2,185,963	841,163
Fines and forfeitures			29,437	29,437
Miscellaneous			558,196	558,196
Total revenues	<u>3,027,126</u>	<u>3,027,126</u>	<u>2,831,110</u>	<u>196,016</u>
Expenditures:				
Current				
General government				
Non court related				
Personal services	4,145,742	4,119,742	3,860,247	259,495
Operating expenses	436,515	462,515	449,709	12,806
Capital outlay	5,662	5,662		5,662
Total general government	<u>4,587,919</u>	<u>4,587,919</u>	<u>4,309,956</u>	<u>277,963</u>
Public safety				
Personal services	88,821,810	86,177,418	80,372,509	5,804,909
Operating expenses	16,112,029	16,362,529	15,736,551	625,978
Capital expenditures	3,263,451	5,657,343	5,549,484	107,859
Total public safety	<u>108,197,290</u>	<u>108,197,290</u>	<u>101,658,544</u>	<u>6,538,746</u>
Total expenditures	<u>112,785,209</u>	<u>112,785,209</u>	<u>105,968,500</u>	<u>6,816,709</u>
Excess of revenues over (under) expenditures	<u>109,758,083</u>	<u>109,758,083</u>	<u>103,137,390</u>	<u>6,620,693</u>
Other financing sources (uses):				
Transfers in	109,758,083	109,758,083	109,758,083	
Transfers out			6,620,693	6,620,693
Total other financing sources (uses)	<u>109,758,083</u>	<u>109,758,083</u>	<u>103,137,390</u>	<u>6,620,693</u>
Net change in fund balance	<u>\$</u>	<u>\$</u>		<u>\$</u>
Fund balance, October 1, 2023				
Fund balance, September 30, 2024			<u>\$</u>	

CHARLOTTE COUNTY, FLORIDA
SHERIFF
COMBINING BALANCE SHEET
NONMAJOR GOVERNMENTAL FUNDS
September 30, 2024

	<u>Second Dollar</u>	<u>DO US Border Patrol</u>	<u>DO AGC Byrne Grant</u>	<u>Local MAC Grant</u>
Assets				
Cash and cash equivalents	\$ 45,387	\$	\$	\$
Due from other constitutional officers Board of County Commissioners				23,043
Due from other governmental agencies		969	18,103	
Total assets	<u>\$ 45,387</u>	<u>\$ 969</u>	<u>\$ 18,103</u>	<u>\$ 23,043</u>
Liabilities and Fund Balances				
Liabilities				
Due to other funds	\$	\$ 969	\$ 18,103	\$ 23,043
Total liabilities	<u>\$</u>	<u>\$ 969</u>	<u>\$ 18,103</u>	<u>\$ 23,043</u>
Fund Equity				
Fund Balance				
Reserved for special purpose	<u>45,387</u>			
Total fund equity	<u>45,387</u>			
Total liabilities and fund equity	<u>\$ 45,387</u>	<u>\$ 969</u>	<u>\$ 18,103</u>	<u>\$ 23,043</u>

Special Revenue Funds

DOT igh ay Safety	FDLE AGC adars	DO Dementia	A PA I IS	FDOE Guardian	FDLE Firearm Safety	FDLE apid DNA
\$	\$	\$	\$	\$	\$	\$
			135,388			
<u>13,691</u>	<u>52,486</u>	<u>11,050</u>		<u>78,621</u>		
<u>\$ 13,691</u>	<u>\$ 52,486</u>	<u>\$ 11,050</u>	<u>\$ 135,388</u>	<u>\$ 78,621</u>	<u>\$</u>	<u>\$</u>
<u>\$ 13,691</u>	<u>\$ 52,486</u>	<u>\$ 11,050</u>	<u>\$ 135,388</u>	<u>\$ 78,621</u>	<u>\$</u>	<u>\$</u>
<u>13,691</u>	<u>52,486</u>	<u>11,050</u>	<u>135,388</u>	<u>78,621</u>		
<u>\$ 13,691</u>	<u>\$ 52,486</u>	<u>\$ 11,050</u>	<u>\$ 135,388</u>	<u>\$ 78,621</u>	<u>\$</u>	<u>\$</u>

CHARLOTTE COUNTY, FLORIDA
SHERIFF
COMBINING BALANCE SHEET
NONMAJOR GOVERNMENTAL FUNDS
September 30, 2024

	Special Revenue Funds			
Assets	FDLE Drone Replacement	FDLE Cyber Security	Federal SCAAP	Total Non Major Governmental Funds
Cash and cash equivalents	\$	\$	\$	\$ 45,387
Due from other constitutional officers Board of County Commissioners				158,431
Due from other governmental agencies				174,920
Total assets	\$	\$	\$	\$ 378,738
Liabilities and Fund Balances				
Liabilities				
Due to other funds	\$	\$	\$	\$ 333,351
Total liabilities	\$	\$	\$	333,351
Fund Equity				
Fund Balance				
Reserved for special purpose				45,387
Total fund equity	\$	\$	\$	45,387
Total liabilities and fund equity	\$	\$	\$	\$ 378,738

CHARLOTTE COUNTY, FLORIDA
SHERIFF
COMBINING STATEMENT OF REVENUES, EXPENDITURES AND CHANGES IN FUND BALANCE
NONMAJOR GOVERNMENTAL FUNDS
For the Fiscal Year Ended September 30, 2024

	Second Dollar	DO US Border Patrol	DO AGC Byrne Grant	Local MAC Grant
Revenues:				
Intergovernmental	\$	\$ 176,273	\$ 18,103	\$ 322,774
Fines and forfeitures	35,428			
Total revenues	<u>35,428</u>	<u>176,273</u>	<u>18,103</u>	<u>322,774</u>
Expenditures:				
Current				
Public safety				
Personal services		172,715		20,431
Operating expenses	53,243	3,558	18,103	39,114
Capital outlay				263,229
Total expenditures	<u>53,243</u>	<u>176,273</u>	<u>18,103</u>	<u>322,774</u>
Excess of revenues over expenditures	<u>17,815</u>			
Net change in fund balances	17,815			
Fund balances, October 1, 2023	63,202			
Fund balances, September 30, 2024	<u>\$ 45,387</u>	<u>\$</u>	<u>\$</u>	<u>\$</u>

Special Revenue Funds

DOT Highway Safety	FDLE AGC Advisors	DO Dementia	A PA LIS	FDOE Guardian	FDLE Firearm Safety	FDLE Epid DNA
\$ 99,700	\$ 52,486	\$ 85,575	\$ 572,848	\$ 92,952	\$ 8,713	\$ 250,000
<u>99,700</u>	<u>52,486</u>	<u>85,575</u>	<u>572,848</u>	<u>92,952</u>	<u>8,713</u>	<u>250,000</u>
99,700	52,486	85,575	543,788 29,060	19,716 73,236	6,211 2,502	31,831 218,169
<u>99,700</u>	<u>52,486</u>	<u>85,575</u>	<u>572,848</u>	<u>92,952</u>	<u>8,713</u>	<u>250,000</u>
<u>\$</u>	<u>\$</u>	<u>\$</u>	<u>\$</u>	<u>\$</u>	<u>\$</u>	<u>\$</u>

CHARLOTTE COUNTY, FLORIDA
SHERIFF
COMBINING STATEMENT OF REVENUES, EXPENDITURES AND CHANGES IN FUND BALANCE
NONMAJOR GOVERNMENTAL FUNDS
For the Fiscal Year Ended September 30, 2024

	Special Revenue			
	FDLE Drone eplacement	FDLE Cyber Security	Federal SCAAP	Total Non Ma or Governmental Funds
Revenues:				
Intergovernmental	\$ 18,546	\$ 154,421	\$ 17,038	\$ 1,869,429
Fines and forfeitures				35,428
Total revenues	18,546	154,421	17,038	1,904,857
Expenditures:				
Current				
Public safety				
Personal services			17,038	879,599
Operating expenses				388,708
Capital outlay	18,546	154,421		654,365
Total expenditures	18,546	154,421	17,038	1,922,672
Excess of revenues over expenditures				17,815
Net change in fund balances				17,815
Fund balances, October 1, 2023				63,202
Fund balances, September 30, 2024	\$	\$	\$	\$ 45,387



PHONE: 941.639.6600 | FAX: 941.639.6115
366 E OLYMPIA AVE, PUNTA GORDA, FL 33950
AshleyBrownCPAS.com

**Independent Auditor’s Report on Internal Control over Financial Reporting and on
Compliance and Other Matters Based on an Audit of Financial Statements
Performed in Accordance with *Government Auditing Standards***

Honorable William Prummell, Jr.
Sheriff
Charlotte County, Florida

We have audited, in accordance with the auditing standards generally accepted in the United States of America and the standards applicable to financial audits contained in *Government Auditing Standards* issued by the Comptroller General of the United States, the financial statements of each major fund, and the aggregate remaining fund information of the Charlotte County, Florida Sheriff (the “Sheriff”), as of and for the fiscal year ended September 30, 2024, and the related notes to the financial statements, which collectively comprise Sheriff’s special purpose financial statements, and have issued our report thereon dated March 21, 2025.

Report on Internal Control over Financial Reporting

In planning and performing our audit of the financial statements, we considered Sheriff’s internal control over financial reporting (internal control) as a basis for designing audit procedures that are appropriate in the circumstances for the purpose of expressing our opinions on the financial statements, but not for the purpose of expressing an opinion on the effectiveness of the Sheriff’s internal control. Accordingly, we do not express an opinion on the effectiveness of the Sheriff’s internal control.

A *deficiency in internal control* exists when the design or operation of a control does not allow management or employees, in the normal course of performing their assigned functions, to prevent, or detect and correct, misstatements, on a timely basis. A *material weakness* is a deficiency, or a combination of deficiencies, in internal control, such that there is a reasonable possibility that a material misstatement of the entity’s financial statements will not be prevented, or detected and corrected, on a timely basis. A *significant deficiency* is a deficiency, or a combination of deficiencies, in internal control that is less severe than a material weakness, yet important enough to merit attention by those charged with governance.

Our consideration of internal control was for the limited purpose described in the first paragraph of this section and was not designed to identify all deficiencies in internal control that might be material weaknesses or, significant deficiencies. Given these limitations, during our audit we did not identify any deficiencies in internal control that we consider to be material weaknesses. However, material weaknesses or significant deficiencies may exist that were not identified.

Report on Compliance and Other Matters

As part of obtaining reasonable assurance about whether the Sheriff's financial statements are free from material misstatement, we performed tests of its compliance with certain provisions of laws, regulations, contracts, and grant agreements, noncompliance with which could have a direct and material effect on the financial statements. However, providing an opinion on compliance with those provisions was not an objective of our audit, and accordingly, we do not express such an opinion. The results of our tests disclosed no instances of noncompliance or other matters that are required to be reported under *Government Auditing Standards*.

Purpose of This Report

The purpose of this report is solely to describe the scope of our testing of internal control and compliance and the results of that testing, and not to provide an opinion on the effectiveness of the entity's internal control or on compliance. This report is an integral part of an audit performed in accordance with *Government Auditing Standards* in considering the entity's internal control and compliance. Accordingly, this communication is not suitable for any other purpose.

This report is intended solely for the information and use of the Sheriff's management, the Charlotte County, Florida, Board of County Commissioners, and the Florida Auditor General and is not intended to be and should not be used by anyone other than these specified parties.

Ashley, Brown & Smith, CPAs

Punta Gorda, Florida
March 21, 2025

Independent Auditor's Management Letter

Honorable William Prummell, Jr.
Sheriff
Charlotte County, Florida

Report on the Financial Statements

We have audited the financial statements of the Charlotte County, Florida, Sheriff (the "Sheriff") as of and for the fiscal year ended September 30, 2024, and have issued our report thereon dated March 21, 2025.

Auditor's Responsibility

We conducted our audit in accordance with auditing standards generally accepted in the United States of America; the standards applicable to financial audits contained in *Government Auditing Standards*, issued by the Comptroller General of the United States; and Chapter 10.550, Rules of the Auditor General.

Other Reporting Requirements

We have issued our Independent Auditor's Report on Internal Control over Financial Reporting and on Compliance and Other Matters Based on an Audit of the Financial Statements Performed in Accordance with *Government Auditing Standards*; and Independent Accountant's Report on an examination conducted in accordance with AICPA Professional Standards, AT-C Section 315, regarding compliance requirements in accordance with Chapter 10.550, Rules of the Auditor General. Disclosures in those reports and schedule, which are dated March 21, 2025, should be considered in conjunction with this management letter.

Prior Audit Findings

Section 10.554(1)(i)1., Rules of the Auditor General, requires that we determine whether or not corrective actions have been taken to address findings and recommendations made in the preceding annual financial audit report. There were no findings and recommendations made in the preceding annual financial audit report.

Official Title and Legal Authority

Section 10.554(1)(i)4., Rules of the Auditor General, requires that the name or official title and legal authority for the primary government and each component unit of the reporting entity be disclosed in this management letter, unless disclosed in the notes to the financial statements. This information is disclosed in the notes to the financial statements.

Financial Management

Section 10.554(1)(i)2., Rules of the Auditor General, requires that we communicate any recommendations to improve financial management. In connection with our audit, we did not have any such recommendations.

Additional Matters

Section 10.554(1)(i)3., Rules of the Auditor General, requires us to communicate noncompliance with provisions of contracts or grant agreements, or abuse, that have occurred, or are likely to have occurred, that have an effect on the financial statements that is less than material, but which warrants the attention of those charged with governance. In connection with our audit, we did not note any such findings.

Purpose of this Letter

Our management letter is intended solely for the information and use of the Legislative Auditing Committee, members of the Florida Senate and the Florida House of Representatives, the Florida Auditor General, Federal and other granting agencies, the Charlotte County, Florida, Sheriff, and applicable management, and is not intended to be and should not be used by anyone other than these specified parties

Ashley, Brown & Smith, CPAs

Punta Gorda, Florida
March 21, 2025



PHONE: 941.639.6600 | FAX: 941.639.6115
366 E OLYMPIA AVE, PUNTA GORDA, FL 33950
AshleyBrownCPAS.com

Independent Accountant’s Report

Honorable William Prummell, Jr.
Sheriff
Charlotte County, Florida

We have examined the Charlotte County, Florida, Sheriff’s (the “Sheriff”) compliance Sections 28.415, Florida Statutes, Local Government Investment Policies, for the year ended September 30, 2024. Management is responsible for the Sheriff’s compliance with those requirements. Our responsibility is to express an opinion on the Sheriff’s compliance based on our examination.

Our examination was conducted in accordance with attestation standards established by the American Institute of Certified Public Accountants. Those standards require that we plan and perform the examination to obtain reasonable assurance about whether the Sheriff complied, in all material respects, with the specified requirements referenced above. An examination involves performing procedures to obtain evidence about whether the Sheriff complied with the specified requirements. The nature, timing and extent of the procedures selected depend on our judgement, including an assessment of the risks of material noncompliance, whether due to fraud or error. We believe that the evidence obtained is sufficient and appropriate to provide a reasonable basis for our opinion.

Our examination does not provide a legal determination on the Sheriff’s compliance with the specified requirements.

In our opinion, the Sheriff complied, in all material respects, with the aforementioned requirements for the year ended September 30, 2024.

This report is intended solely for the information and use of the Legislative Auditing Committee, members of the Florida Senate and the Florida House of Representatives, the Florida Auditor General, the Sheriff, and applicable management, and the Board of County Commissioners of Charlotte County, Florida, and is not intended to be, and should not be, used by anyone other than these specified parties.

Ashley, Brown & Smith, CPAs

Punta Gorda, Florida
March 21, 2025

SECTION V

SUPERVISOR OF ELECTIONS

Leah Valenti



PHONE: 941.639.6600 | FAX: 941.639.6115
366 E OLYMPIA AVE, PUNTA GORDA, FL 33950
AshleyBrownCPAS.com

Independent Auditor's Report

Honorable Leah Valenti
Supervisor of Elections
Charlotte County, Florida

Report on the Financial Statements

We have audited the accompanying financial statements of each major fund and the aggregate remaining fund information of the Charlotte County, Florida Supervisor of Elections (the "Supervisor"), as of and the fiscal year ended September 30, 2024, and the related notes to the financial statements, which collectively comprise the Supervisor's special purpose financial statements, as listed in the table of contents.

In our opinion, the financial statements referred to above present fairly, in all material respects, the respective financial position of each major fund, the aggregate remaining fund information of Supervisor, as of September 30, 2024, and for the year then ended in accordance with accounting principles generally accepted in the United States of America.

Basis of Opinions

We conducted our audit in accordance with auditing standards generally accepted in the United States of America. Our responsibilities under those standards are further described in the Auditor's Responsibilities for the Audit of the Financial Statements section of our report. We are required to be independent of the Supervisor, and to meet our other ethical responsibilities, in accordance with the relevant ethical requirements relating to our audit. We believe that the audit evidence we have obtained is sufficient and appropriate to provide a basis for our audit opinions.

Responsibilities of Management for the Financial Statements

Management is responsible for the preparation and fair presentation of these financial statements in accordance with accounting principles generally accepted in the United States of America; and for the design, implementation, and maintenance of internal control relevant to the preparation and fair presentation of financial statements that are free from material misstatement, whether due to fraud or error.

In preparing the financial statements, management is required to evaluate whether there are conditions or events, considered in the aggregate, that raise substantial doubt about the Supervisor's ability to continue as a going concern for twelve months beyond the financial statement date, including any currently known information that may raise substantial doubt shortly thereafter.

Auditor's Responsibilities for the Audit of the Financial Statements

Our objectives are to obtain reasonable assurance about whether the financial statements as a whole are free from material misstatement, whether due to fraud or error, and to issue an auditor's report that includes our opinions. Reasonable assurance is a high level of assurance but is not absolute assurance and therefore is not a guarantee that an audit conducted in accordance with generally accepted auditing standards and *Government Auditing Standards* will always detect a material misstatement when it exists. The risk of not detecting a material misstatement resulting from fraud is higher than for one resulting from error, as fraud may involve collusion, forgery, intentional omissions, misrepresentations, or the override of internal control. Misstatements are considered material if there is a substantial likelihood that, individually or in the aggregate, they would influence the judgment made by a reasonable user based on the financial statements.

In performing an audit in accordance with generally accepted auditing standards and *Government Auditing Standards*, we:

- Exercise professional judgment and maintain professional skepticism throughout the audit.
- Identify and assess the risks of material misstatement of the financial statements, whether due to fraud or error, and design and perform audit procedures responsive to those risks. Such procedures include examining, on a test basis, evidence regarding the amounts and disclosures in the financial statements.
- Obtain an understanding of internal control relevant to the audit in order to design audit procedures that are appropriate in the circumstances, but not for the purpose of expressing an opinion on the effectiveness of the Supervisor's internal control. Accordingly, no such opinion is expressed.
- Evaluate the appropriateness of accounting policies used and the reasonableness of significant accounting estimates made by management, as well as evaluate the overall presentation of the financial statements.
- Conclude whether, in our judgment, there are conditions or events, considered in the aggregate, that raise substantial doubt about the Supervisor's ability to continue as a going concern for a reasonable period of time.

We are required to communicate with those charged with governance regarding, among other matters, the planned scope and timing of the audit, significant audit findings, and certain internal control-related matters that we identified during the audit.

Required Supplementary Information

Accounting principles generally accepted in the United States of America require that the general fund budgetary comparison information, as listed in the table of contents, be presented to supplement the financial statements. Such information, although not a required part of the financial statements, is required by the Governmental Accounting Standards Board, who considers it to be an essential part of financial reporting for placing the financial statements in an appropriate operational, economic, or historical context. We have applied certain limited procedures to the required supplementary information in accordance with auditing standards generally accepted in the United States of America, which consisted of inquiries of management about the methods of preparing the information and comparing the information for consistency with management's responses to our inquiries, the financial statements, and other knowledge we obtained during our audit of the financial statements. We do not express an opinion or provide any assurance on the information because the limited procedures do not provide us with sufficient evidence to express an opinion or provide any assurance.

Emphasis of Matter

Basis of Presentation

As discussed in Note 1 to the financial statements, the financial statements referred to above were prepared solely for the purpose of complying with the Rules of the Auditor General of the State of Florida (the "Rules"). In conformity with the Rules, the accompanying financial statements are intended to present the financial position and changes in financial position of the major funds, and the aggregate remaining fund information, only for that portion of each major funds and the aggregate remaining fund information, of Charlotte County that is attributable to the Supervisor. They do not purport to, and do not, present fairly the financial position of Charlotte County as of September 30, 2024, and the changes in its financial position for the fiscal year then ended in conformity with accounting principles generally accepted in the United States of America. Our opinion is not modified with respect to these matters.

Other Reporting Required by *Government Auditing Standards*

In accordance with *Government Auditing Standards* , we have also issued our report dated March 13, 2025, on our consideration of the Supervisor's internal control over financial reporting and on our tests of its compliance with certain provisions of laws, rules, regulations, contracts, and grant agreements and other matters under the heading INDEPENDENT AUDITOR'S REPORT ON INTERNAL CONTROL OVER FINANCIAL REPORTING AND ON COMPLIANCE AND OTHER MATTERS BASED ON AN AUDIT OF THE FINANCIAL STATEMENTS PERFORMED IN ACCORDANCE WITH *GOVERNMENT AUDITING STANDARDS*. The purpose of that report is to describe the scope of our testing of internal control over financial reporting and compliance and the results of that testing, and not to provide an opinion on internal control over financial reporting or on compliance. That report is an integral part of an audit performed in accordance with *Government Auditing Standards* in considering the Supervisor's internal control over financial reporting and compliance.

Ashley Brown & Smith, CPAs

Punta Gorda, Florida
March 13, 2025

C A LOTTE COUNTY, FLORIDA
 SUPERVISOR OF ELECTIONS
 BALANCE SHEET
 GOVERNMENTAL FUND
 SEPTEMBER 30, 2024

Assets	<u>General</u>
Cash and cash equivalents	\$ 981,637
Other assets	23,222
Total assets	<u>\$ 1,004,859</u>
Liabilities	
Accounts and vouchers payable	\$ 98,684
Accrued liabilities	56,146
Due to other constitutional officers Board of County Commissioners	850,029
Total liabilities	<u>\$ 1,004,859</u>

See accompanying notes.

C A LOTTE COUNTY, FLORIDA
 SUPERVISOR OF ELECTIONS
 STATEMENT OF REVENUES, EXPENDITURES AND CHANGES IN FUND BALANCE
 GOVERNMENTAL FUNDS
 For the Fiscal Year Ended September 30, 2024

	General
Revenues:	
Charges for services	\$ 3,760
Miscellaneous	1,600
Total revenues	5,360
Expenditures:	
Current	
General government	2,672,371
Total expenditures	2,672,371
Excess of revenues over/ under expenditures	2,667,011
Other financing sources/ uses:	
Transfers in	3,516,840
Transfers out	849,829
Total other financing sources/ uses	2,667,011
Excess of revenues and other sources over/ under expenditures and other uses	
Fund balance, October 1, 2023	
Fund balance, September 30, 2024	\$

See accompanying notes.

CHARLOTTE COUNTY, FLORIDA
SUPERVISOR OF ELECTIONS
NOTES TO FINANCIAL STATEMENTS
SEPTEMBER 30, 2024

Note 1. Summary of Significant Accounting Policies

The following is a summary of the more significant accounting principles and policies

(a) Defining the Governmental Reporting Entity

The Supervisor of Elections, as an elected constitutional officer, was established by the Constitution of the State of Florida, Article VIII, Section 1(d). As such, the Supervisor of Election's financial statements are included in the basic financial statements of Charlotte County, the primary government.

A component unit is a legally separate organization for which elected officials of the primary government are financially accountable. Based on the criteria established by Statement of Governmental Accounting Standards Board Number 14, The Financial Reporting Entity, there are no component units included in the Supervisor of Elections financial statements.

(b) Fund Accounting

The accounts of the Supervisor of Elections are organized on the basis of a fund, which is considered a separate accounting entity. The operations of the fund are accounted for with a separate set of self-balancing accounts that comprise its assets, liabilities, fund equity, revenues and expenditures, as appropriate. Government resources are allocated to, and accounted for, in individual funds, based upon the purposes for which they are to be spent and the means by which spending activities are controlled.

The following fund is used by the Supervisor of Elections

General Fund – This fund is used to account for all revenues and expenditures applicable to the general operations of the Supervisor of Elections. All operating revenues, which are not specifically restricted or designated as to use, are recorded in the General Fund.

(c) Measurement Focus

Governmental Fund Types – The General Fund is accounted for on a spending or financial flow measurement focus. This means that only current assets and current liabilities are generally included on the balance sheet. Accordingly, the reported undesignated fund balance (net current assets) is considered a measure of available, spendable or appropriable resources. Governmental Fund Type operating statements present increases (revenues and other financing sources) and decreases (expenditures and other financing uses) in net current assets.

(d) Basis of Accounting

Basis of accounting refers to when revenues and expenditures are recognized in the accounts and reported in the financial statements. Basis of accounting relates to the timing of the measurements made, regardless of the measurement focus applied.

The modified accrual basis of accounting is followed by the General Fund. The modification in such method from the accrual basis is that revenues are recorded when they become measurable and available to finance operations of the current year.

Expenditures are generally recognized under the modified accrual basis of accounting when the related fund liability is incurred. An exception to this general rule is principal and interest, if any, on general long-term debt, which are recognized when due.

CHARLOTTE COUNTY, FLORIDA
SUPERVISOR OF ELECTIONS
NOTES TO FINANCIAL STATEMENTS
SEPTEMBER 30, 2024

Note 1. Summary of Significant Accounting Policies, Continued

(e) Budgetary Process

Chapter 129, Florida Statutes, governs the preparation, adoption and amendment process of the Supervisor of Elections' annual budget. The Supervisor of Elections' budget and amendments are approved by the Board of County Commissioners. The budget for the General Fund is prepared on the modified accrual basis. The level of control for appropriations is exercised at the functional level.

(f) Fixed Assets

Acquisitions of tangible personal property are recorded as expenditures in the General Fund at the time of purchase. These assets are reported to the Charlotte County, Florida, Board of County Commissioners and are reported in the government-wide financial statements of Charlotte County.

(g) Compensated Absences

The Supervisor of Elections' employees accumulate sick and annual leave, based on the number of years of continuous service. Upon termination of employment, employees can receive payment for accumulated leave if they meet certain criteria.

Statement of Governmental Accounting Standards Board Number 16, Accounting for Compensated Absences, requires the compensated absences liability to be measured using the salary rate in effect at the balance sheet date and requires additional amounts to be accrued for certain salary related payments associated with the payment of compensated absences. The liability shown in the financial statements of Charlotte County has been accrued in accordance with these criteria.

Note 2. Cash and Cash Equivalents

The Supervisor's deposits are maintained in a cash pool and Florida PRIME. At September 30, 2024, the cash and cash equivalents amounted to \$981,437.

Florida Statutes authorize investments in certificates of deposits, savings accounts, repurchase agreements, the Local Government Surplus Funds Trust Fund administered by the Florida State Board of Administration, obligations of the U.S. Government and government agencies.

The Supervisor invests in Florida PRIME funds throughout the year with the Local Government Surplus Funds Trust Fund (SBA), under the regulatory oversight of the State of Florida. Florida PRIME is not registered with the SEC as an investment company, but nevertheless has a policy that it will, and does, operate as a qualifying external investment pool. Thus, this pool operates essentially as a money market fund. Florida PRIME has a Standard & Poor's rating of AAAM at September 30, 2024, and is measured at amortized cost. There are currently no limitations as to the frequency of redemptions; however, Florida PRIME has the ability to impose restrictions on withdrawals should a material event occur. Detailed information on the withdrawal restrictions that may be imposed and Florida PRIME's responsibilities should such an event occur is described in Section 218.409(8)(a), Florida Statutes.

CHARLOTTE COUNTY, FLORIDA
SUPERVISOR OF ELECTIONS
NOTES TO FINANCIAL STATEMENTS
SEPTEMBER 30, 2024

Note 3. Retirement System

Plan Description

The Supervisor of Elections' employees participate in the Florida Retirement System (FRS). As provided by Chapters 121 and 112, Florida Statutes, the FRS provides two cost sharing, multiple employer defined benefit plans administered by the Florida Department of Management Service, Division of Retirement, including the FRS Pension Plan (Pension Plan) and the Retiree Health Insurance Subsidy (HIS Plan). Under Section 121.4501, Florida Statutes, the FRS also provides a defined contribution plan (Investment Plan) alternative to the FRS Pension Plan, which is administered by the State Board of Administration.

As a general rule, membership in the FRS is compulsory for all employees working in a regularly established position for a state agency, county government, district school board, state university, community college, or a participating city or special district within the State of Florida. The FRS provides retirement and disability benefits, annual cost-of-living adjustments, and death benefits to plan members and beneficiaries. Benefits are established by Chapter 121, Florida Statutes, and Chapter 60S, Florida Administrative Code. Amendments to the law can be made only by an act of the Florida Legislature.

Benefits under the Pension Plan are computed on the basis of age, average final compensation, and service credit. For Pension Plan members enrolled before July 1, 2011, Regular class members who retire at or after age 62 with at least six years of credited service, or 30 years of service regardless of age are entitled to a retirement benefit payable monthly for life, equal to 1.6% of their final average compensation based on the five highest years of salary, for each year of credited service. Vested regular class members with less than 30 years of service may retire before age 62 and are entitled to a retirement benefit payable monthly also equal to 1.6% of their final average compensation for each year of credited service based on the five highest years of salary, with a 5% reduction for each year under age 62. Substantial changes were made to the Pension Plan during fiscal year 2011, affecting new members enrolled on or after July 1, 2011 by extending the vesting requirement to eight years of credited service and increasing normal retirement to age 65 or 33 years of service regardless of age. Also, the final average compensation for these members is based on the eight highest years of salary.

Funding Policy

All enrolled members of the FRS Pension Plan are required to contribute 3.0% of their salary to the FRS. In addition to member contributions, governmental employers are required to make contributions to the FRS based on statewide contribution rates. The employer contribution rates by job class for the periods from October 1, 2023 through June 30, 2024 and July 1, 2024 through September 30, 2024, respectively, were as follows: regular 13.57% and 13.63%; county elected officers 58.68% and 58.68%; senior management 34.52% and 34.52%; and DROP participants 21.13% and 21.13%. During the fiscal year ended September 30, 2024, the Supervisor of Elections contributed to the plan an amount equal to 17.98% of covered payroll.

The HIS Plan provides a monthly benefit to assist retirees in paying their health insurance costs and is administered by the Florida Department of Management Services, Division of Retirement. Eligible retirees and beneficiaries receive a monthly health insurance subsidy payment of \$7.50 for each year of creditable service, with a minimum payment of \$45 and a maximum payment of \$225 per month. The HIS Plan is funded by required contributions from FRS participating employees as set forth by Florida Legislature, based on a percentage of gross compensation for all active FRS members.

CHARLOTTE COUNTY, FLORIDA
SUPERVISOR OF ELECTIONS
NOTES TO FINANCIAL STATEMENTS
SEPTEMBER 30, 2024

Note 3. Retirement System, continued

Funding Policy, continued

For those members who elect participation in the Investment Plan, rather than the Pension Plan, vesting occurs at one year of service. These participants receive a contribution for self-direction in an investment product with a third-party administrator selected by the State Board of Administration. Employer and employee contributions, including amounts contributed to individual member's accounts, are defined by law, but the ultimate benefit depends in part on the performance of investment funds. Benefit terms, including contribution requirements, for the Investment Plan are established and may be amended by the Florida Legislature. The Investment Plan is funded with the same employer and employee contribution rates that are based on salary and membership class (Regular Class, Elected County Officers, etc.), as the FRS defined benefit plan. Contributions are directed to individual member accounts, and the individual members allocate contributions and account balances among various approved investment choices. Costs of administering plan, including the FRS Financial Guidance Program, are funded through an employer contribution of 0.06 percent of payroll and by forfeited benefits of plan members.

The Supervisor of Elections recognizes pension expenditures in an amount equal to amounts paid to the Pension Plan, the HIS Plan and the defined contribution plan, amounting to 78,249, 19,366, and 114,668, respectively, for the fiscal year ended September 30, 2024. The Supervisor of Elections' payments after June 30, 2024, the measurement date used to determine the net pension liability associated with the Pension Plan and HIS Plan, amounted to 17,642, and 4,948, respectively. The Supervisor of Elections is not legally required to and does not accumulate expendable available resources to liquidate the retirement obligation related to its employees. Accordingly, the net pension liability and associated deferred outflows and deferred inflows are presented on the government-wide financial statements of the County, following requirements of GASB Statement No. 68, Accounting and Financial Reporting for Pensions - and amendment of GASB Statement No. 27, and GASB Statement No. 71, Pension Transition for Contributions Made Subsequent to the Measurement Date - and amendment of GASB Statement No. 68, effective October 1, 2016.

The State of Florida annually issues a publicly available financial report that includes financial statements and required supplementary information for the FRS. The latest available report may be obtained by writing to the State of Florida Division of Retirement, Department of Management Services, P O Box 9000, Tallahassee, Florida 32315-9000, or from the web site www.ams.myflorida.com/retirement

Note 4. Risk Management

The Supervisor of Elections participates in the countywide self-insurance and health insurance programs. Under these programs, the Self Insurance Fund provides coverage for up to a maximum of 300,000 for each worker's compensation claim, 350,000 for each general liability claim, 5,000 for all other perils other than windstorm per location per loss and a 3 windstorm deductible per location per loss. The County purchases commercial insurance for claims in excess of coverage provided by the funds and for all other risks of loss. The excess coverage for general liability is 1,500,000, workers' compensation is 1,000,000 and the excess for property is 150,000,000. In April of 2009, the County opened an employee health center for use by employees participating in the County's Health Insurance Program. The main purpose was to help contain health insurance costs. In August of 2011, the County became self-insured for its health insurance. Under this program, the Health Insurance Trust Fund provides coverage for up to 1,000,000 per claim. The County has excess medical insurance to pay for claim costs that exceed this amount.

Charges are based upon amounts believed by management to meet the required annual payout during the fiscal year and to pay for the estimated operating costs of the program. For fiscal year ended September 30, 2024, the Supervisor of Elections was charged 13,945 for the self-insurance program for general liability, automobile liability and workers' compensation, and 279,698 for life and health insurance.

CHARLOTTE COUNTY, FLORIDA
SUPERVISOR OF ELECTIONS
NOTES TO FINANCIAL STATEMENTS
SEPTEMBER 30, 2024

Note 5. Changes in General Long-Term Debt

The following changes in general long-term debt occurred during the year ended September 30, 2024

Balance as of September 30, 2023	Additions	Deductions	Balance as of September 30, 2024
107,820	35,008	57,820	85,008

Long-term debt is comprised of the following at September 30, 2024

Noncurrent portion of compensated absences	71,038
--	--------

Note 6. Other Post Employment Benefits

Plan Description

In accordance with Section 112.0801, Florida Statutes, because the Supervisor provides medical plans to employees of the Supervisor and their eligible dependents, the Supervisor is also required to provide retirees the opportunity to participate in the group employee health plan. Although not required by Florida Law, the County has opted to pay a portion of the cost of such participation for retired Supervisor employees.

The Supervisor participated in the County's employee group health insurance and stipend programs. In accordance with Section 112.0801, Florida Statutes, because the Supervisor provides medical plans to employees of the Supervisor and their eligible dependents, the Supervisor is also required to provide retirees the opportunity to participate in the group employee health plan. Although not required by Florida Law, the County has opted to pay a portion of the cost of such participation for retired Supervisor employees.

Retired employees (retired on or after 1/1/2004) of the County and all constitutional officers who retire after 30 years of service, or after the age of 55 with eight years, or six years prior to October 1, 2012, of credited service with the County, and who had continuous medical coverage verified annually, are entitled to participation in the Plan.

Currently, for employees who have completed 20 years of service with the County who are collecting FRS monthly benefit plans, the health benefit under the Plan provides for the County to contribute a per month supplement. The monthly supplement is \$10.00 per year of service up to \$300.00 per month. For County employees whose date of retirement was prior to 10/1/2008, the monthly supplement is \$5.00 per year of service up to \$150.00 per month. The Supervisor has contributed \$2,700 during the year.

**SUPPLEMENTAL
INFORMATION**

CLAY COUNTY, FLORIDA
 SUPERVISOR OF ELECTIONS
 GENERAL FUND
 SCHEDULE OF REVENUES, EXPENDITURES AND CHANGES IN FUND BALANCES
 BUDGET AND ACTUAL
 For the Fiscal Year Ended September 30, 2024

	Original Budget	Final Budget	Actual	Variance with Final Budget Positive Negative
Revenues:				
Charges for services	\$	\$	\$ 3,760	\$ 3,760
Miscellaneous			1,600	1,600
Total revenues	<u>5,360</u>	<u>5,360</u>	<u>5,360</u>	<u>5,360</u>
Expenditures:				
Current				
General government				
Non court related				
Personal services	2,072,895	2,072,895	1,764,400	308,495
Contract/Professional services	160,000	160,000	56,965	103,035
Operating expenditures	1,065,945	1,065,945	517,528	548,417
Materials/Supplies	206,000	206,000	233,742	27,742
Capital expenditures	12,000	12,000	99,736	87,736
Total general government	<u>3,516,840</u>	<u>3,516,840</u>	<u>2,672,371</u>	<u>844,469</u>
Total expenditures	<u>3,516,840</u>	<u>3,516,840</u>	<u>2,672,371</u>	<u>844,469</u>
Excess of revenues over/ under expenditures	<u>3,516,840</u>	<u>3,516,840</u>	<u>2,667,011</u>	<u>849,829</u>
Other financing sources uses :				
Transfers in	3,516,840	3,516,840	3,516,840	
Transfers out			849,829	849,829
Total other financing sources uses	<u>3,516,840</u>	<u>3,516,840</u>	<u>2,667,011</u>	<u>849,829</u>
Excess of revenues and other sources over/ under expenditures and other uses				
Fund balance, October 1, 2023				
Fund balance, September 30, 2024	<u>\$</u>	<u>\$</u>	<u>\$</u>	<u>\$</u>



PHONE: 941.639.6600 | FAX: 941.639.6115
366 E OLYMPIA AVE, PUNTA GORDA, FL 33950
AshleyBrownCPAS.com

**Independent Auditor’s Report on Internal Control over Financial Reporting and on
Compliance and Other Matters Based on an Audit of Financial Statements
Performed in Accordance with *Government Auditing Standards***

Honorable Leah Valenti
Supervisor of Elections
Charlotte County, Florida

We have audited, in accordance with the auditing standards generally accepted in the United States of America and the standards applicable to financial audits contained in *Government Auditing Standards* issued by the Comptroller General of the United States, the financial statements of each major fund, and the aggregate remaining fund information of the Charlotte County, Florida Supervisor of Elections (the “Supervisor”), as of and for the fiscal year ended September 30, 2024, and the related notes to the financial statements, which collectively comprise Supervisor’s special purpose financial statements, and have issued our report thereon dated March 13, 2025.

Report on Internal Control over Financial Reporting

In planning and performing our audit of the financial statements, we considered Supervisor’s internal control over financial reporting (internal control) as a basis for designing audit procedures that are appropriate in the circumstances for the purpose of expressing our opinions on the financial statements, but not for the purpose of expressing an opinion on the effectiveness of the Supervisor’s internal control. Accordingly, we do not express an opinion on the effectiveness of the Supervisor’s internal control.

A *deficiency in internal control* exists when the design or operation of a control does not allow management or employees, in the normal course of performing their assigned functions, to prevent, or detect and correct, misstatements, on a timely basis. A *material weakness* is a deficiency, or a combination of deficiencies, in internal control, such that there is a reasonable possibility that a material misstatement of the entity’s financial statements will not be prevented, or detected and corrected, on a timely basis. A *significant deficiency* is a deficiency, or a combination of deficiencies, in internal control that is less severe than a material weakness, yet important enough to merit attention by those charged with governance.

Our consideration of internal control was for the limited purpose described in the first paragraph of this section and was not designed to identify all deficiencies in internal control that might be material weaknesses or, significant deficiencies. Given these limitations, during our audit we did not identify any deficiencies in internal control that we consider to be material weaknesses. However, material weaknesses or significant deficiencies may exist that were not identified.

Report on Compliance and Other Matters

As part of obtaining reasonable assurance about whether the Supervisor's financial statements are free from material misstatement, we performed tests of its compliance with certain provisions of laws, regulations, contracts, and grant agreements, noncompliance with which could have a direct and material effect on the financial statements. However, providing an opinion on compliance with those provisions was not an objective of our audit, and accordingly, we do not express such an opinion. The results of our tests disclosed no instances of noncompliance or other matters that are required to be reported under *Government Auditing Standards*.

Purpose of This Report

The purpose of this report is solely to describe the scope of our testing of internal control and compliance and the results of that testing, and not to provide an opinion on the effectiveness of the entity's internal control or on compliance. This report is an integral part of an audit performed in accordance with *Government Auditing Standards* in considering the entity's internal control and compliance. Accordingly, this communication is not suitable for any other purpose.

This report is intended solely for the information and use of the Supervisor's management, the Charlotte County, Florida, Board of County Commissioners, and the Florida Auditor General and is not intended to be and should not be used by anyone other than these specified parties.

Ashley, Brown & Smith, CPAs

Punta Gorda, Florida
March 13, 2025



PHONE: 941.639.6600 | FAX: 941.639.6115
366 E OLYMPIA AVE, PUNTA GORDA, FL 33950
AshleyBrownCPAS.com

Independent Auditor's Management Letter

Honorable Leah Valenti
Supervisor of Elections
Charlotte County, Florida

Report on the Financial Statements

We have audited the financial statements of the Charlotte County, Florida, Supervisor of Elections (the "Supervisor") as of and for the fiscal year ended September 30, 2024, and have issued our report thereon dated March 13, 2025.

Auditor's Responsibility

We conducted our audit in accordance with auditing standards generally accepted in the United States of America; the standards applicable to financial audits contained in *Government Auditing Standards*, issued by the Comptroller General of the United States; and Chapter 10.550, Rules of the Auditor General.

Other Reporting Requirements

We have issued our Independent Auditor's Report on Internal Control over Financial Reporting and on Compliance and Other Matters Based on an Audit of the Financial Statements Performed in Accordance with *Government Auditing Standards*; and Independent Accountant's Report on an examination conducted in accordance with AICPA Professional Standards, AT-C Section 315, regarding compliance requirements in accordance with Chapter 10.550, Rules of the Auditor General. Disclosures in those reports and schedule, which are dated March 13, 2025, should be considered in conjunction with this management letter.

Prior Audit Findings

Section 10.554(1)(i)1., Rules of the Auditor General, requires that we determine whether or not corrective actions have been taken to address findings and recommendations made in the preceding annual financial audit report. There were no findings and recommendations made in the preceding annual financial audit report.

Official Title and Legal Authority

Section 10.554(1)(i)4., Rules of the Auditor General, requires that the name or official title and legal authority for the primary government and each component unit of the reporting entity be disclosed in this management letter, unless disclosed in the notes to the financial statements. This information is disclosed in the notes to the financial statements.

Financial Management

Section 10.554(1)(i)2., Rules of the Auditor General, requires that we communicate any recommendations to improve financial management. In connection with our audit, we did not have any such recommendations.

Additional Matters

Section 10.554(1)(i)3., Rules of the Auditor General, requires us to communicate noncompliance with provisions of contracts or grant agreements, or abuse, that have occurred, or are likely to have occurred, that have an effect on the financial statements that is less than material, but which warrants the attention of those charged with governance. In connection with our audit, we did not note any such findings.

Purpose of this Letter

Our management letter is intended solely for the information and use of the Legislative Auditing Committee, members of the Florida Senate and the Florida House of Representatives, the Florida Auditor General, Federal and other granting agencies, the Charlotte County, Florida, Supervisor, and applicable management, and is not intended to be and should not be used by anyone other than these specified parties

Ashley, Brown & Smith, CPAs

Punta Gorda, Florida
March 13, 2025



PHONE: 941.639.6600 | FAX: 941.639.6115
366 E OLYMPIA AVE, PUNTA GORDA, FL 33950
AshleyBrownCPAS.com

Independent Accountant's Report

Honorable Leah Valenti
Supervisor of Elections
Charlotte County, Florida

We have examined the Charlotte County, Florida, Supervisor of Elections' (the "Supervisor") compliance Sections 28.415, Florida Statutes, Local Government Investment Policies, for the year ended September 30, 2024. Management is responsible for the Supervisor's compliance with those requirements. Our responsibility is to express an opinion on the Supervisor's compliance based on our examination.

Our examination was conducted in accordance with attestation standards established by the American Institute of Certified Public Accountants. Those standards require that we plan and perform the examination to obtain reasonable assurance about whether the Supervisor complied, in all material respects, with the specified requirements referenced above. An examination involves performing procedures to obtain evidence about whether the Supervisor complied with the specified requirements. The nature, timing and extent of the procedures selected depend on our judgement, including an assessment of the risks of material noncompliance, whether due to fraud or error. We believe that the evidence obtained is sufficient and appropriate to provide a reasonable basis for our opinion.

Our examination does not provide a legal determination on the Supervisor's compliance with the specified requirements.

In our opinion, the Supervisor complied, in all material respects, with the aforementioned requirements for the year ended September 30, 2024.

This report is intended solely for the information and use of the Supervisor and the Auditor General, State of Florida, and is not intended to be, and should not be, used by anyone other than these specified parties.

This report is intended solely for the information and use of the Legislative Auditing Committee, members of the Florida Senate and the Florida House of Representatives, the Florida Auditor General, the Supervisor, and applicable management, and the Board of County Commissioners of Charlotte County, Florida, and is not intended to be, and should not be, used by anyone other than these specified parties.

Ashley, Brown & Smith, CPAs

Punta Gorda, Florida
March 13, 2025

SECTION VI

TAX COLLECTOR

Vickie L. Potts



PHONE: 941.639.6600 | FAX: 941.639.6115
366 E OLYMPIA AVE, PUNTA GORDA, FL 33950
AshleyBrownCPAS.com

Independent Auditor's Report

Honorable Vickie L. Potts
Tax Collector
Charlotte County, Florida

Report on the Financial Statements

We have audited the accompanying financial statements of each major fund, the aggregate remaining fund information, and the fiduciary fund of the Charlotte County, Florida Tax Collector (the "Tax Collector"), as of and the fiscal year ended September 30, 2024, and the related notes to the financial statements, which collectively comprise the Tax Collector's special purpose financial statements, as listed in the table of contents.

In our opinion, the financial statements referred to above present fairly, in all material respects, the respective financial position of each major fund, the aggregate remaining fund information of Tax Collector, as of September 30, 2024, and for the year then ended in accordance with accounting principles generally accepted in the United States of America.

Basis of Opinions

We conducted our audit in accordance with auditing standards generally accepted in the United States of America. Our responsibilities under those standards are further described in the Auditor's Responsibilities for the Audit of the Financial Statements section of our report. We are required to be independent of the Tax Collector, and to meet our other ethical responsibilities, in accordance with the relevant ethical requirements relating to our audit. We believe that the audit evidence we have obtained is sufficient and appropriate to provide a basis for our audit opinions.

Responsibilities of Management for the Financial Statements

Management is responsible for the preparation and fair presentation of these financial statements in accordance with accounting principles generally accepted in the United States of America; and for the design, implementation, and maintenance of internal control relevant to the preparation and fair presentation of financial statements that are free from material misstatement, whether due to fraud or error.

In preparing the financial statements, management is required to evaluate whether there are conditions or events, considered in the aggregate, that raise substantial doubt about the Tax Collector's ability to continue as a going concern for twelve months beyond the financial statement date, including any currently known information that may raise substantial doubt shortly thereafter.

Auditor's Responsibilities for the Audit of the Financial Statements

Our objectives are to obtain reasonable assurance about whether the financial statements as a whole are free from material misstatement, whether due to fraud or error, and to issue an auditor's report that includes our opinions. Reasonable assurance is a high level of assurance but is not absolute assurance and therefore is not a guarantee that an audit conducted in accordance with generally accepted auditing standards and *Government Auditing Standards* will always detect a material misstatement when it exists. The risk of not detecting a material misstatement resulting from fraud is higher than for one resulting from error, as fraud may involve collusion, forgery, intentional omissions, misrepresentations, or the override of internal control. Misstatements are considered material if there is a substantial likelihood that, individually or in the aggregate, they would influence the judgment made by a reasonable user based on the financial statements.

In performing an audit in accordance with generally accepted auditing standards and *Government Auditing Standards*, we:

- Exercise professional judgment and maintain professional skepticism throughout the audit.
- Identify and assess the risks of material misstatement of the financial statements, whether due to fraud or error, and design and perform audit procedures responsive to those risks. Such procedures include examining, on a test basis, evidence regarding the amounts and disclosures in the financial statements.
- Obtain an understanding of internal control relevant to the audit in order to design audit procedures that are appropriate in the circumstances, but not for the purpose of expressing an opinion on the effectiveness of the Tax Collector's internal control. Accordingly, no such opinion is expressed.
- Evaluate the appropriateness of accounting policies used and the reasonableness of significant accounting estimates made by management, as well as evaluate the overall presentation of the financial statements.
- Conclude whether, in our judgment, there are conditions or events, considered in the aggregate, that raise substantial doubt about the Tax Collector's ability to continue as a going concern for a reasonable period of time.

We are required to communicate with those charged with governance regarding, among other matters, the planned scope and timing of the audit, significant audit findings, and certain internal control-related matters that we identified during the audit.

Required Supplementary Information

Accounting principles generally accepted in the United States of America require that the general fund budgetary comparison information, as listed in the table of contents, be presented to supplement the financial statements. Such information, although not a required part of the financial statements, is required by the Governmental Accounting Standards Board, who considers it to be an essential part of financial reporting for placing the financial statements in an appropriate operational, economic, or historical context. We have applied certain limited procedures to the required supplementary information in accordance with auditing standards generally accepted in the United States of America, which consisted of inquiries of management about the methods of preparing the information and comparing the information for consistency with management's responses to our inquiries, the financial statements, and other knowledge we obtained during our audit of the financial statements. We do not express an opinion or provide any assurance on the information because the limited procedures do not provide us with sufficient evidence to express an opinion or provide any assurance.

Emphasis of Matter

Basis of Presentation

As discussed in Note 1 to the financial statements, the financial statements referred to above were prepared solely for the purpose of complying with the Rules of the Auditor General of the State of Florida (the "Rules"). In conformity with the Rules, the accompanying financial statements are intended to present the financial position and changes in financial position of the major funds, and the aggregate remaining fund information, only for that portion of each major funds and the aggregate remaining fund information, of Charlotte County that is attributable to the Tax Collector. They do not purport to, and do not, present fairly the financial position of Charlotte County as of September 30, 2024, and the changes in its financial position for the fiscal year then ended in conformity with accounting principles generally accepted in the United States of America. Our opinion is not modified with respect to these matters.

Other Reporting Required by *Government Auditing Standards*

In accordance with *Government Auditing Standards* , we have also issued our report dated March 13, 2025, on our consideration of the Tax Collector's internal control over financial reporting and on our tests of its compliance with certain provisions of laws, rules, regulations, contracts, and grant agreements and other matters under the heading INDEPENDENT AUDITOR'S REPORT ON INTERNAL CONTROL OVER FINANCIAL REPORTING AND ON COMPLIANCE AND OTHER MATTERS BASED ON AN AUDIT OF THE FINANCIAL STATEMENTS PERFORMED IN ACCORDANCE WITH *GOVERNMENT AUDITING STANDARDS*. The purpose of that report is to describe the scope of our testing of internal control over financial reporting and compliance and the results of that testing, and not to provide an opinion on internal control over financial reporting or on compliance. That report is an integral part of an audit performed in accordance with *Government Auditing Standards* in considering the Tax Collector's internal control over financial reporting and compliance.

Ashley Brown & Smith, CPAs

Punta Gorda, Florida
March 13, 2025

C A LOTTE COUNTY, FLORIDA
 TAX COLLECTOR
 BALANCE SHEET
 GOVERNMENTAL FUND
 SEPTEMBER 30, 2024

Assets	<u>General</u>
Cash and cash equivalents	\$ 4,747,171
Due from other governmental agencies	2,605
Prepaid expenses	15,771
Other assets	3,023
Total assets	<u>\$ 4,768,570</u>
Liabilities	
Accounts and vouchers payable	\$ 44,096
Accrued liabilities	102,896
Due to other constitutional officers	
Board of County Commissioners	4,139,561
Due to other governmental agencies	482,017
Total liabilities	<u>\$ 4,768,570</u>

See accompanying notes.

C A LOTTE COUNT , FLO IDA
 TA COLLECTO
 STATEMENT OF REVENUES, EXPENDITURES AND CHANGES IN FUND BALANCE
 GOVERNMENTAL FUND
 For the Fiscal Year Ended September 30, 2024

	General
Revenues:	
Charges for services	\$ 13,084,372
Miscellaneous	165,114
Total revenues	13,249,486
Expenditures:	
Current	
General government	10,287,804
Total expenditures	10,287,804
Excess of revenues over expenditures	2,961,682
Other financing sources / uses :	
Issuance of agreements	86,291
Transfers out	3,047,973
Total other financing sources / uses	2,961,682
Excess of revenues and other sources over/ under expenditures and other uses	
Fund balance, October 1, 2023	_____
Fund balance, September 30, 2024	\$ _____

See accompanying notes.

C A LOTTE COUNTY, FLORIDA
 TA COLLECTOR
 STATEMENT OF CUSTODIAL FUNDS NET POSITION
 SEPTEMBER 30, 2024

Assets	<u>Custodial Funds</u>
Cash and cash equivalents	\$ 10,483,026
Due from other governments	16,790
Due from individuals	<u>7,196</u>
Total assets	<u>10,507,012</u>
Liabilities	
Due to other constitutional officers:	
Board of County Commissioners	<u>\$ 528,856</u>
Total due to other constitutional officers	<u>528,856</u>
Due to other governments	340,961
Due to individuals	1,002,996
Deposits	<u>8,629,921</u>
Total liabilities	<u>10,502,734</u>
Net position	
restricted for:	
Individuals, organizations and other governments	<u>\$ 4,278</u>

See accompanying notes.

C A LOTTE COUNTY, FLORIDA
 TAX COLLECTOR
 STATEMENT OF CHANGES IN CUSTODIAL FUNDS NET POSITION
 FORTHE FISCAL YEAR ENDED SEPTEMBER 30, 2024

	Custodial Funds
Additions:	
Property taxes and fees collected	\$ 620,358,500
Licenses and tag fees collected	31,247,209
Tourist development fees collected	9,131,951
Employee contributions to charities collected	7,613
Total additions:	660,745,273
Deductions:	
Property taxes and fees collected	620,358,500
Licenses and tag fees collected	31,247,209
Tourist development fees collected	9,131,951
Employee contributions to charities collected	8,447
Total deductions:	660,746,107
Change in Net Position	834
Net Position, beginning	5,112
Net Position, ending	\$ 4,278

See accompanying notes.

CHARLOTTE COUNTY, FLORIDA
TAX COLLECTOR
NOTES TO FINANCIAL STATEMENTS
SEPTEMBER 30, 2024

Note 1. Summary of Significant Accounting Policies

The following is a summary of the more significant accounting principles and policies

(a) Defining the Governmental Reporting Entity

The Tax Collector, as an elected constitutional officer, was established by the Constitution of the State of Florida, Article VIII, Section 1(d). As such, the Tax Collector's special purpose financial statements are included in the government wide financial statements of Charlotte County, the primary government. A component unit is a legally separate organization for which the elected officials of the primary government are financially accountable. Based on the criteria established by Statement of Governmental Accounting Standards Board Number 14, Financial Reporting Entity, there are no component units included in the Tax Collector's financial statements.

(b) Fund Accounting

The accounts of the Tax Collector are organized on the basis of funds, each of which is considered a separate accounting entity. The operations of each fund are accounted for with a separate set of self-balancing accounts that comprise its assets, liabilities, fund equity, revenues and expenditures, as appropriate. Government resources are allocated to, and accounted for, in individual funds, based upon the purposes for which they are to be spent and the means by which spending activities are controlled.

The following funds are used by the Tax Collector:

General Fund – The General Fund is used to account for all revenues and expenditures applicable to the general operations of the Tax Collector, which are not properly accounted for in another fund. All operating revenues, which are not specifically restricted or designated as to use, are recorded in the General Fund. Excess revenues at the end of the year, due back to the Board of County Commissioners, are shown as operating transfers out.

Custodial Funds – Custodial Funds are used to account for assets held by public officials in a trustee capacity or as a custodian for individuals, private organizations, other governments and/or other funds. Custodial funds are used to report fiduciary activities that are not required to be reported in pension (and other employee benefit) trust funds, investment trust funds, or private-purpose trust funds.

(c) Measurement Focus

General Fund – The General Fund is accounted for on a spending or financial flow measurement focus. This means that only current assets and current liabilities are generally included on the balance sheet. Accordingly, the reported undesignated fund balance (net current assets) is considered a measure of available, spendable or appropriable resources. General operating statements present increases (revenues and other financing sources) and decreases (expenditures and other financing uses) in net current assets.

Custodial Funds – Custodial funds are accounted for using an economic resource measurement focus requiring a resource flow statement.

CHARLOTTE COUNTY, FLORIDA
TAX COLLECTOR
NOTES TO FINANCIAL STATEMENTS
SEPTEMBER 30, 2024

Note 1. Summary of Significant Accounting Policies, Continued

(d) Basis of Accounting

Basis of accounting refers to when revenues and expenditures are recognized in the accounts and reported in the financial statements. Basis of accounting relates to the timing of the measurements made, regardless of the measurement focus applied.

The modified accrual basis of accounting is followed by the General Fund. The modification in such method from the accrual basis is that revenues are recorded when they become measurable and available to finance operations of the current year.

Expenditures are generally recognized under the modified accrual basis of accounting when the related fund liability is incurred. Exceptions to this general rule include:

- (1) Principal and interest on general long-term debt, which is recognized when due; and
- (2) Expenditures are not divided between years by the recording of prepaid expenses.

Custodial Funds are accounted for using the accrual basis of accounting.

(e) Budgetary Process

Chapter 195, Florida Statutes, governs the preparation, adoption and amendment process of the Tax Collector's annual budget. A budget is only required to be prepared for the General Fund. The Tax Collector's budget and amendments are prepared independently of the Board of County Commissioners and are approved by the State of Florida Department of Revenue. A copy of the approved budget is provided to the Board of County Commissioners.

The budget for the General Fund is prepared on the modified accrual basis. The annual budget serves as the legal authorization for expenditures. The level of control for appropriations is exercised at the functional level.

(f) Capital Assets

Acquisitions of tangible personal property are recorded as expenditures in the General Fund at the time of purchase. These assets are reported to the Charlotte County, Florida, Board of County Commissioners and are recorded in the government-wide financial statements.

(g) Compensated Absences

The Tax Collector's employees accumulate sick and annual leave based on the number of years of continuous service and other criteria. Upon termination of employment, employees generally receive payment for accumulated leave.

As of September 30, 2024, the Tax Collector had 725,980 in compensated absences payable, of which 402,540 is short-term in nature.

This amount is reported in the government-wide financial statements of Charlotte County, Florida.

CHARLOTTE COUNTY, FLORIDA
TAX COLLECTOR
NOTES TO FINANCIAL STATEMENTS
SEPTEMBER 30, 2024

Note 2. Deposits and Investments

Deposits

The Tax Collector's policy allows for deposits to be held in demand deposits, savings accounts, certificates of deposit, money market accounts and overnight repurchase agreements. At September 30, 2024, the Tax Collector maintained deposits in a cash pool and overnight repurchase agreements for all fund types.

At September 30, 2024, the bank balance of 14,078,269 is the total balance for all Tax Collector funds as participants of the pool and cannot be segregated by fund. The book balance was 15,230,197, of which 27,400 was cash on hand as of September 30, 2024.

The deposits whose values exceed the limits of federal depository insurance are entirely insured or collateralized pursuant to the Public Depository Security Act of the State of Florida, Chapter 280 of the Florida Statutes.

Note 3. Retirement System

Plan Description

The Tax Collector's employees participate in the Florida Retirement System (FRS). As provided by Chapters 121 and 112, Florida Statutes, the FRS provides two cost sharing, multiple employer defined benefit plans administered by the Florida Department of Management Service, Division of Retirement, including the FRS Pension Plan (Pension Plan) and the Retiree Health Insurance Subsidy (HIS Plan). Under Section 121.4501, Florida Statutes, the FRS also provides a defined contribution plan (Investment Plan) alternative to the FRS Pension Plan, which is administered by the State Board of Administration.

As a general rule, membership in the FRS is compulsory for all employees working in a regularly established position for a state agency, county government, district school board, state university, community college, or a participating city or special district within the State of Florida. The FRS provides retirement and disability benefits, annual cost-of-living adjustments, and death benefits to plan members and beneficiaries. Benefits are established by Chapter 121, Florida Statutes, and Chapter 60S, Florida Administrative Code. Amendments to the law can be made only by an act of the Florida Legislature.

Benefits under the Pension Plan are computed on the basis of age, average final compensation, and service credit. For Pension Plan members enrolled before July 1, 2011, Regular class members who retire at or after age 62 with at least six years of credited service, or 30 years of service regardless of age are entitled to a retirement benefit payable monthly for life, equal to 1.6% of their final average compensation based on the five highest years of salary, for each year of credited service. Vested regular class members with less than 30 years of service may retire before age 62 and are entitled to a retirement benefit payable monthly also equal to 1.6% of their final average compensation for each year of credited service based on the five highest years of salary, with a 5% reduction for each year under age 62. Substantial changes were made to the Pension Plan during fiscal year 2011, affecting new members enrolled on or after July 1, 2011 by extending the vesting requirement to eight years of credited service and increasing normal retirement to age 65 or 33 years of service regardless of age. Also, the final average compensation for these members is based on the eight highest years of salary.

CHARLOTTE COUNTY, FLORIDA
TAX COLLECTOR
NOTES TO FINANCIAL STATEMENTS
SEPTEMBER 30, 2024

Note 3. Retirement System, continued

Funding Policy

All enrolled members of the FRS Pension Plan are required to contribute 3.0% of their salary to the FRS. In addition to member contributions, governmental employers are required to make contributions to the FRS based on statewide contribution rates. The employer contribution rates by job class for the periods from October 1, 2023 through June 30, 2024 and July 1, 2024 through September 30, 2024, respectively, were as follows: regular 13.57% and 13.63%, county elected officers 58.68% and 58.68%, senior management 34.52% and 34.52%, and DROP participants 21.13% and 21.13%. During the fiscal year ended September 30, 2024, the Tax Collector contributed to the plan an amount equal to 19.8% of covered payroll.

The HIS Plan provides a monthly benefit to assist retirees in paying their health insurance costs and is administered by the Florida Department of Management Services, Division of Retirement. Eligible retirees and beneficiaries receive a monthly health insurance subsidy payment of \$750 for each year of creditable service, with a minimum payment of \$45 and a maximum payment of \$225 per month. The HIS Plan is funded by required contributions from FRS participating employees as set forth by Florida Legislature, based on a percentage of gross compensation for all active FRS members.

For those members who elect participation in the Investment Plan, rather than the Pension Plan, vesting occurs at one year of service. These participants receive a contribution for self-direction in an investment product with a third-party administrator selected by the State Board of Administration. Employer and employee contributions, including amounts contributed to individual member's accounts, are defined by law, but the ultimate benefit depends in part on the performance of investment funds. Benefit terms, including contribution requirements, for the Investment Plan are established and may be amended by the Florida Legislature. The Investment Plan is funded with the same employer and employee contribution rates that are based on salary and membership class (Regular Class, Elected County Officers, etc.), as the FRS defined benefit plan. Contributions are directed to individual member accounts, and the individual members allocate contributions and account balances among various approved investment choices. Costs of administering plan, including the FRS Financial Guidance Program, are funded through an employer contribution of 0.06 percent of payroll and by forfeited benefits of plan members.

The Tax Collector recognizes pension expenditures in an amount equal to amounts paid to the Pension Plan, the HIS Plan and the defined contribution plan, amounting to \$662,710, \$111,019, and \$291,180 respectively, for the fiscal year ended September 30, 2024. The Tax Collector's payments after June 30, 2024, the measurement date used to determine the net pension liability associated with the Pension Plan and HIS Plan, amounted to \$194,686 and \$20,015, respectively. The Tax Collector is not legally required to and does not accumulate expendable available resources to liquidate the retirement obligation related to its employees. Accordingly, the net pension liability and associated deferred outflows and deferred inflows are presented on the government-wide financial statements of the County, following requirements of GASB Statement No. 68, Accounting and Financial Reporting for Pensions - and amendment of GASB Statement No. 27, and GASB Statement No. 71, Pension Transition for Contributions Made Subsequent to the Measurement Date - and amendment of GASB Statement No. 68, effective October 1, 2017.

The State of Florida annually issues a publicly available financial report that includes financial statements and required supplementary information for the FRS. The latest available report may be obtained by writing to the State of Florida Division of Retirement, Department of Management Services, P.O. Box 9000, Tallahassee, Florida 32315-9000, or from the web site www.ams.myflorida.com/retirement.

CHARLOTTE COUNTY, FLORIDA
 TAX COLLECTOR
 NOTES TO FINANCIAL STATEMENTS
 SEPTEMBER 30, 2024

Note 4. General Long-Term Debt

The following changes in general long-term debt occurred during the year ended September 30, 2024

Long-term debt payable at October 1, 2023	744,284
Increase in accrued compensated absences	830,013
Decrease in accrued compensated absences	<u>(848,317)</u>
 Long-term debt payable at September 30, 2024	 <u><u>725,980</u></u>

General long-term debt is comprised of the following

Noncurrent portion of compensated absences	
Employees of the Tax Collector are entitled to paid sick and annual leave, based on length of service and job classifications	<u><u>323,440</u></u>

Note 5. Risk Management

The Tax Collector participates in the countywide self-insurance and health insurance programs. Under these programs, the Self Insurance Fund provides coverage for up to a maximum of \$300,000 for each worker's compensation claim, \$350,000 for each general liability claim, \$5,000 for all other perils other than windstorm per location per loss and a \$3 windstorm deductible per location per loss. The County purchases commercial insurance for claims in excess of coverage provided by the funds and for all other risks of loss. The excess coverage for general liability and workers' compensation is \$1,200,000 and the excess for property is \$150,000,000. In April of 2009, the County opened an employee health center for use by employees participating in the County's Health Insurance Program. The main purpose was to help contain health insurance costs. In August of 2011, the County became self-insured for its health insurance. Under this program, the Health Insurance Trust Fund provides coverage for up to \$1,000,000 per claim. The County has excess medical insurance to pay for claim costs that exceed this amount.

Charges to operating departments are based upon amounts believed by management to meet the required annual payout during the fiscal year and to pay for the estimated operating costs of the program. For fiscal year ended September 30, 2024, the Tax Collector was charged \$60,077 for the self-insurance program and \$1,792,851 for life and health insurance which includes the retiree subsidy.

Note 6. Contingencies

The Tax Collector is involved from time to time in certain routine litigation, the substance of which as other liabilities or recoveries, would not materially affect the financial position of the Tax Collector.

CHARLOTTE COUNTY, FLORIDA
TAX COLLECTOR
NOTES TO FINANCIAL STATEMENTS
SEPTEMBER 30, 2024

Note 7. Other Post Employment Benefits

Plan Description

The Tax Collector participates in the County's employee group health insurance and stipend programs. In accordance with Section 112.0801, Florida Statutes, because the Tax Collector provides medical plans to employees of the Tax Collector and their eligible dependents, the Tax Collector is also required to provide retirees the opportunity to participate in the group employee health plan. Although not required by Florida Law, the County has opted to pay a portion of the cost of such participated for retired Tax Collector employees.

Retired employees (retired on or after 1/1/2004) of the County and all constitutional officers who retire after 30 years of service, or after the age of 55 with eight years, or six years prior to October 1, 2012, of credited service with the County, and who had continuous medical coverage verified annually, are entitled to participation in the Plan.

Currently, for employees who have completed 20 years of service with the County who are collecting FRS monthly benefit plans, the health benefit under the Plan provides for the County to contribute a per month supplement. The monthly supplement is \$10.00 per year of service up to \$300.00 per month. For County employees whose date of retirement was prior to 10/1/2008 the monthly supplement is \$5.00 per year of service up to \$150.00 per month. The Tax Collector has contributed \$3,600 during the year.

The Tax Collector's OPEB is calculated as a part of a County-wide actuarial valuation.

Note 8. Subscription-Based Information Technology Arrangements

The Tax Collector has entered into various agreements that meet the definition of subscription-based information technology arrangements (SBITAs) under GASB Statement 96. Detailed information about the Tax Collector's SBITAs can be found in the County-wide financial statements.

SBITAs entered into by the Tax Collector are included in the County-wide financial statements as other financing sources and capital outlay expenditures in the Statement of Revenues, Expenditures, and Changes in Fund Balance in the year of inception. Any payments made are reported in the County-wide financial statements as debt service expenditures in the Statement of Revenues, Expenditures, and Changes in Fund Balance as they are incurred. In the Tax Collector financial statements, these payments are included in operating expenditures.

**SUPPLEMENTAL
INFORMATION**

C A LOTTE COUNTY, FLORIDA
 TAX COLLECTOR
 GENERAL FUND
 SCHEDULE OF REVENUES, EXPENDITURES AND CHANGES IN FUND BALANCES
 BUDGET AND ACTUAL
 For the Fiscal Year Ended September 30, 2024

	Original Budget	Final Budget	Actual	Variance with Final Budget Positive Negative
Revenues:				
Charges for services	\$ 10,794,036	\$ 10,805,140	\$ 13,084,372	\$ 2,279,232
Miscellaneous			165,114	165,114
Total revenues	<u>10,794,036</u>	<u>10,805,140</u>	<u>13,249,486</u>	<u>2,444,346</u>
Expenditures:				
Current				
General government				
Non court related				
Personal services	8,814,840	8,825,944	8,677,343	148,601
Operating expenditures	1,979,196	1,979,196	1,610,461	368,735
Capital expenditures				
Total general government	<u>10,794,036</u>	<u>10,805,140</u>	<u>10,287,804</u>	<u>517,336</u>
Total expenditures	<u>10,794,036</u>	<u>10,805,140</u>	<u>10,287,804</u>	<u>517,336</u>
Excess of revenues over/ under expenditures			<u>2,961,682</u>	<u>2,961,682</u>
Other financing sources / uses :				
Issuance of agreements			86,291	86,291
Transfers out			3,047,973	3,047,973
Total other financing sources / uses			<u>2,961,682</u>	<u>2,961,682</u>
Excess of revenues and other sources over/ under expenditures and other uses				
Fund balance, October 1, 2023				
Fund balance, September 30, 2024	<u>\$</u>	<u>\$</u>	<u>\$</u>	<u>\$</u>



PHONE: 941.639.6600 | FAX: 941.639.6115
 366 E OLYMPIA AVE, PUNTA GORDA, FL 33950
 AshleyBrownCPAS.com

**Independent Auditor’s Report on Internal Control over Financial Reporting and on
 Compliance and Other Matters Based on an Audit of Financial Statements
 Performed in Accordance with *Government Auditing Standards***

Honorable Vickie L. Potts
 Tax Collector
 Charlotte County, Florida

We have audited, in accordance with the auditing standards generally accepted in the United States of America and the standards applicable to financial audits contained in *Government Auditing Standards* issued by the Comptroller General of the United States, the financial statements of each major fund, and the aggregate remaining fund information of the Charlotte County, Florida Tax Collector (the “Tax Collector”), as of and for the fiscal year ended September 30, 2024, and the related notes to the financial statements, which collectively comprise Tax Collector’s special purpose financial statements, and have issued our report thereon dated March 13, 2025.

Report on Internal Control over Financial Reporting

In planning and performing our audit of the financial statements, we considered Tax Collector’s internal control over financial reporting (internal control) as a basis for designing audit procedures that are appropriate in the circumstances for the purpose of expressing our opinions on the financial statements, but not for the purpose of expressing an opinion on the effectiveness of the Tax Collector’s internal control. Accordingly, we do not express an opinion on the effectiveness of the Tax Collector’s internal control.

A *deficiency in internal control* exists when the design or operation of a control does not allow management or employees, in the normal course of performing their assigned functions, to prevent, or detect and correct, misstatements, on a timely basis. A *material weakness* is a deficiency, or a combination of deficiencies, in internal control, such that there is a reasonable possibility that a material misstatement of the entity’s financial statements will not be prevented, or detected and corrected, on a timely basis. A *significant deficiency* is a deficiency, or a combination of deficiencies, in internal control that is less severe than a material weakness, yet important enough to merit attention by those charged with governance.

Our consideration of internal control was for the limited purpose described in the first paragraph of this section and was not designed to identify all deficiencies in internal control that might be material weaknesses or, significant deficiencies. Given these limitations, during our audit we did not identify any deficiencies in internal control that we consider to be material weaknesses. However, material weaknesses or significant deficiencies may exist that were not identified.

Report on Compliance and Other Matters

As part of obtaining reasonable assurance about whether the Tax Collector's financial statements are free from material misstatement, we performed tests of its compliance with certain provisions of laws, regulations, contracts, and grant agreements, noncompliance with which could have a direct and material effect on the financial statements. However, providing an opinion on compliance with those provisions was not an objective of our audit, and accordingly, we do not express such an opinion. The results of our tests disclosed no instances of noncompliance or other matters that are required to be reported under *Government Auditing Standards*.

Purpose of This Report

The purpose of this report is solely to describe the scope of our testing of internal control and compliance and the results of that testing, and not to provide an opinion on the effectiveness of the entity's internal control or on compliance. This report is an integral part of an audit performed in accordance with *Government Auditing Standards* in considering the entity's internal control and compliance. Accordingly, this communication is not suitable for any other purpose.

This report is intended solely for the information and use of the Tax Collector's management, the Charlotte County, Florida, Board of County Commissioners, and the Florida Auditor General and is not intended to be and should not be used by anyone other than these specified parties.

Ashley, Brown & Smith, CPAs

Punta Gorda, Florida
March 13, 2025



PHONE: 941.639.6600 | FAX: 941.639.6115
366 E OLYMPIA AVE, PUNTA GORDA, FL 33950
AshleyBrownCPAS.com

Independent Auditor's Management Letter

Honorable Vickie L. Potts
Tax Collector
Charlotte County, Florida

Report on the Financial Statements

We have audited the financial statements of the Charlotte County, Florida, Tax Collector (the "Tax Collector") as of and for the fiscal year ended September 30, 2024, and have issued our report thereon dated March 13, 2025.

Auditor's Responsibility

We conducted our audit in accordance with auditing standards generally accepted in the United States of America; the standards applicable to financial audits contained in *Government Auditing Standards*, issued by the Comptroller General of the United States; and Chapter 10.550, Rules of the Auditor General.

Other Reporting Requirements

We have issued our Independent Auditor's Report on Internal Control over Financial Reporting and on Compliance and Other Matters Based on an Audit of the Financial Statements Performed in Accordance with *Government Auditing Standards*; and Independent Accountant's Report on an examination conducted in accordance with AICPA Professional Standards, AT-C Section 315, regarding compliance requirements in accordance with Chapter 10.550, Rules of the Auditor General. Disclosures in those reports and schedule, which are dated March 13, 2025, should be considered in conjunction with this management letter.

Prior Audit Findings

Section 10.554(1)(i)1., Rules of the Auditor General, requires that we determine whether or not corrective actions have been taken to address findings and recommendations made in the preceding annual financial audit report. There were no findings and recommendations made in the preceding annual financial audit report.

Official Title and Legal Authority

Section 10.554(1)(i)4., Rules of the Auditor General, requires that the name or official title and legal authority for the primary government and each component unit of the reporting entity be disclosed in this management letter, unless disclosed in the notes to the financial statements. This information is disclosed in the notes to the financial statements.

Financial Management

Section 10.554(1)(i)2., Rules of the Auditor General, requires that we communicate any recommendations to improve financial management. In connection with our audit, we did not have any such recommendations.

Additional Matters

Section 10.554(1)(i)3., Rules of the Auditor General, requires us to communicate noncompliance with provisions of contracts or grant agreements, or abuse, that have occurred, or are likely to have occurred, that have an effect on the financial statements that is less than material, but which warrants the attention of those charged with governance. In connection with our audit, we did not note any such findings.

Purpose of this Letter

Our management letter is intended solely for the information and use of the Legislative Auditing Committee, members of the Florida Senate and the Florida House of Representatives, the Florida Auditor General, Federal and other granting agencies, the Charlotte County, Florida, Tax Collector, and applicable management, and is not intended to be and should not be used by anyone other than these specified parties

Ashley, Brown & Smith, CPAs

Punta Gorda, Florida
March 13, 2025



PHONE: 941.639.6600 | FAX: 941.639.6115
366 E OLYMPIA AVE, PUNTA GORDA, FL 33950
AshleyBrownCPAS.com

Independent Accountant's Report

Honorable Vickie L. Potts
Tax Collector
Charlotte County, Florida

We have examined the Charlotte County, Florida, Tax Collector's (the "Tax Collector") compliance Sections 28.415, Florida Statutes, Local Government Investment Policies, for the year ended September 30, 2024. Management is responsible for the Tax Collector's compliance with those requirements. Our responsibility is to express an opinion on the Tax Collector's compliance based on our examination.

Our examination was conducted in accordance with attestation standards established by the American Institute of Certified Public Accountants. Those standards require that we plan and perform the examination to obtain reasonable assurance about whether the Tax Collector complied, in all material respects, with the specified requirements referenced above. An examination involves performing procedures to obtain evidence about whether the Tax Collector complied with the specified requirements. The nature, timing and extent of the procedures selected depend on our judgement, including an assessment of the risks of material noncompliance, whether due to fraud or error. We believe that the evidence obtained is sufficient and appropriate to provide a reasonable basis for our opinion.

Our examination does not provide a legal determination on the Tax Collector's compliance with the specified requirements.

In our opinion, the Tax Collector complied, in all material respects, with the aforementioned requirements for the year ended September 30, 2024.

This report is intended solely for the information and use of the Tax Collector and the Auditor General, State of Florida, and is not intended to be, and should not be, used by anyone other than these specified parties.

This report is intended solely for the information and use of the Legislative Auditing Committee, members of the Florida Senate and the Florida House of Representatives, the Florida Auditor General, the Tax Collector, and applicable management, and the Board of County Commissioners of Charlotte County, Florida, and is not intended to be, and should not be, used by anyone other than these specified parties.

Ashley, Brown & Smith, CPAs

Punta Gorda, Florida
March 13, 2025

SECTION VII
SINGLE AUDIT

**Report of Independent Auditor on Compliance for Each Major Federal Awards Program
and State Financial Assistance Project and on Internal Control Over Compliance
Required by the Uniform Guidance and Chapter 10.550, Rules of the Auditor General**

To the Honorable Board of County
Commissioners of Charlotte County, Florida

Report on Compliance for Each Major Federal Program and State Financial Assistance Project

Opinion on Each Major Federal Awards Program and State Financial Assistance Project

We have audited Charlotte County, Florida's (the "County") compliance with the types of compliance requirements identified as subject to audit in the *U.S. Office of Management and Budget Compliance Supplement* and the requirements described in the State of Florida Department of Financial Services' *State Projects Compliance Supplement*, that could have a direct and material effect on each of the County's major federal programs and state financial assistance projects for the year ended September 30, 2024. The County's major federal programs and state financial assistance projects are identified in the summary of auditor's results section of the accompanying schedule of findings and questioned costs.

In our opinion, the County complied, in all material respects, with the types of compliance requirements referred to above that could have a direct and material effect on each of its major federal programs and state financial assistance projects for the year ended September 30, 2024.

Basis of Opinion on Each Major Federal Awards Program and State Financial Assistance Project

We conducted our audit of compliance in accordance with auditing standards generally accepted in the United States of America; the standards applicable to financial audits contained in *Government Auditing Standards*, issued by the Comptroller General of the United States, the requirements of Title 2 U.S. *Code of Federal Regulations* Part 200, *Uniform Administrative Requirements, Cost Principles, and Audit Requirements for Federal Awards* ("Uniform Guidance"); and Chapter 10.550, Rules of the Auditor General ("Chapter 10.550"). Our responsibilities under those standards, the Uniform Guidance, and Chapter 10.550 are further described in the *Auditor's Responsibilities for the Audit of Compliance* section of our report.

We are required to be independent of the County and to meet our other ethical responsibilities, in accordance with relevant ethical requirements relating to our audit. We believe the audit evidence we have obtained is sufficient and appropriate to provide a basis for our opinion on compliance for each major federal program and state financial assistance project. Our audit does not provide a legal determination of County's compliance with the compliance requirements referred to above.

Responsibility Management and Internal Control

Management is responsible for compliance with the requirements referred to above and for the design, implementation, and maintenance of effective internal control over compliance with the requirements of laws, statutes, regulations, rules, and provisions of contracts or grant agreements applicable to County's federal programs and state financial assistance projects.

it Re n i ilitie the it C lian e

Our objectives are to obtain reasonable assurance about whether material noncompliance with the compliance requirements referred to above occurred, whether due to fraud or error, and express an opinion on the County's compliance based on our audit. Reasonable assurance is a high level of assurance but is not absolute assurance and, therefore, is not a guarantee that an audit conducted in accordance with generally accepted auditing standards, *Government Auditing Standards*, the Uniform Guidance, and Chapter 10.550 will always detect material noncompliance when it exists. The risk of not detecting material noncompliance resulting from fraud is higher than for that resulting from error, as fraud may involve collusion, forgery, intentional omissions, misrepresentations, or the override of internal control. Noncompliance with the compliance requirements referred to above is considered material if there is a substantial likelihood that, individually or in the aggregate, it would influence the judgment made by a reasonable user of the report on compliance about the County's compliance with the requirements of each major federal program and state financial assistance project as a whole.

In performing an audit in accordance with generally accepted auditing standards, *Government Auditing Standards*, the Uniform Guidance, and Chapter 10.550, we:

- Exercise professional judgment and maintain professional skepticism throughout the audit.
- Identify and assess the risks of material noncompliance, whether due to fraud or error, and design and perform audit procedures responsive to those risks. Such procedures include examining, on a test basis, evidence regarding County's compliance with the compliance requirements referred to above and performing such other procedures as we considered necessary in the circumstances.
- Obtain an understanding of County's internal control over compliance relevant to the audit in order to design audit procedures that are appropriate in the circumstances and to test and report on internal control over compliance in accordance with the Uniform Guidance and Chapter 10.550, but not for the purpose of expressing an opinion on the effectiveness of County's internal control over compliance. Accordingly, no such opinion is expressed.

We are required to communicate with those charged with governance regarding, among other matters, the planned scope and timing of the audit and any significant deficiencies and material weaknesses in internal control over compliance that we identified during the audit.

Report on Internal ontr ol over ompliance

A deficienc in internal control over compliance exists when the design or operation of a control over compliance does not allow management or employees, in the normal course of performing their assigned functions, to prevent, or detect and correct, noncompliance with a type of compliance requirement of a federal program or state financial assistance project on a timely basis. *A material wea ness in internal control over compliance* is a deficiency, or combination of deficiencies, in internal control over compliance, such that there is a reasonable possibility that material noncompliance with a type of compliance requirement of a federal program or state financial assistance project will not be prevented, or detected and corrected, on a timely basis. *A significant deficienc in internal control over compliance* is a deficiency, or a combination of deficiencies, in internal control over compliance with a type of compliance requirement of a federal program or state financial assistance project that is less severe than a material weakness in internal control over compliance, yet important enough to merit attention by those charged with governance.

Our consideration of internal control over compliance was for the limited purpose described in the *Auditor's Responsibilities for the Audit of Compliance* section above and was not designed to identify all deficiencies in internal control over compliance that might be material weaknesses or significant deficiencies in internal control over compliance. Given these limitations, during our audit we did not identify any deficiencies in internal control over compliance that we consider to be material weaknesses, as defined above. However, material weaknesses or significant deficiencies may exist that have not been identified.

Our audit was not designed for the purpose of expressing an opinion on the effectiveness of internal control over compliance. Accordingly, no such opinion is expressed.

The purpose of this report on internal control over compliance is solely to describe the scope of our testing of internal control over compliance and the results of that testing based on the requirements of the Uniform Guidance and Chapter 10.550. Accordingly, this report is not suitable for any other purpose.

Cherry Bekaert LLP

Orlando, Florida

March 31, 2025

CHARLOTTE COUNTY, FLORIDA
SCHEDULE OF FINDINGS AND QUESTIONED COSTS - FEDERAL AWARDS
PROGRAMS AND STATE FINANCIAL ASSISTANCE PROJECTS

YEAR ENDED SEPTEMBER 30, 2024

Part I – Summary of Auditor's Results

Financial Statement Section

Type of auditor's report issued:	<u>Unmodified</u>		
Internal control over financial reporting:			
Material weakness(es) identified?	_____ yes	<u> x </u> no	
Significant deficiency(ies) identified?	_____ yes	<u> x </u> none reported	
Noncompliance material to financial statements noted?	_____ yes	<u> x </u> no	

Federal Awards and State Projects Section

Internal control over major programs:			
Material weakness(es) identified?	_____ yes	<u> x </u> no	
Significant deficiency(ies) identified?	_____ yes	<u> x </u> none reported	
Type of auditor's report on compliance for major federal programs and state projects:	<u>Unmodified</u>		
Any audit findings disclosed that are required to be reported in accordance with 2 CFR 200.516(a)	_____ yes	<u> x </u> no	
Any audit findings disclosed that are required to be reported in accordance with Chapter 10.550 for state projects?	_____ yes	<u> x </u> no	

CHARLOTTE COUNTY, FLORIDA

SCHEDULE OF FINDINGS AND QUESTIONED COSTS - FEDERAL AWARDS PROGRAMS AND STATE FINANCIAL ASSISTANCE PROJECTS (CONTINUED)

YEAR ENDED SEPTEMBER 30, 2024

Part I – Summary of Auditor's Results (continued)

Federal Awards and State Projects Section (continued)

Identification of major federal programs and state projects:

Federal Programs:

Name of Program or Cluster	Assistance Listing Number
U.S. Department of Agriculture: Emergency Watershed Protection Program	10.923
U.S. Department of Treasury: ARPA-Coronavirus State and Local Fiscal Recovery Funds	21.027
U.S. Environmental Protection Agency: Capitalization Grants for Clean Water State Revolving Funds	66.458

State Projects:

Name of Project	CSFA Number
State of Florida Department of Environmental Protection: Wastewater Treatment Facility Construction	37.077
State of Florida Housing Finance Corporation: State Housing Initiatives Partnership Program	40.901
State of Florida Department of Elder Affairs: Community Care for the Elderly	65.010

Dollar threshold used to determine Type A programs:

Federal programs	\$ 2,072,208
State projects	\$ 750,000

Auditee qualified as low-risk auditee for federal purposes?

 x yes

CHARLOTTE COUNTY, FLORIDA

**SCHEDULE OF FINDINGS AND QUESTIONED COSTS - FEDERAL AWARDS
PROGRAMS AND STATE FINANCIAL ASSISTANCE PROJECTS (CONTINUED)**

YEAR ENDED SEPTEMBER 30, 2024

Part II – Schedule of Financial Statement Findings

This section identifies the significant deficiencies, material weaknesses, fraud, illegal acts, violations of provisions of contracts and grant agreements, and abuse related to the financial statements that are required to be reported in accordance with *Government Auditing Standards*.

There were no financial statement findings required to be reported in accordance with *Government Auditing Standards*.

Part III – Federal Award Findings and Questioned Costs

This section identifies the significant deficiencies, material weaknesses, and material instances of noncompliance, including questioned costs, as well as any material abuse findings, related to the audit of major federal programs, as required to be reported by 2 CFR 200.516(a).

There were no findings required to be reported by 2 CFR 200.516(a).

Part IV – State Project Findings and Questioned Costs

This section identifies the significant deficiencies, material weaknesses, and material instances of noncompliance, including questioned costs, as well as any material abuse findings, related to the audit of major state projects, as required to be reported by Chapter 10.550, *Rules of the Florida Auditor General - Local Governmental Entity Audits*.

There were no findings required to be reported by Chapter 10.550, *Rules of the Florida Auditor General - Local Governmental Entity Audits*.

Note: A summary of prior audit findings is not provided since there were no prior year audit findings. Similarly, a corrective action plan is not provided since there are no current year audit findings.

CHARLOTTE COUNTY, FLORIDA
SCHEDULE OF EXPENDITURES OF FEDERAL AWARDS
For the Fiscal Year Ended September 30, 2024

<u>Federal Agency/Pass Through Grantor/Program Title</u>	<u>Assistance Listing Number</u>	<u>Contract/Grant/Pass-Through Entity Identifying Number</u>	<u>Federal Expenditures</u>	<u>Transfers to Subrecipients</u>
<u>U.S. Department of Agriculture</u>				
Emergency Watershed Protection Program (NRCS)	10.923	NR234209XXXXC019	\$ 14,601,137	\$ -
Total U.S. Department of Agriculture			\$ 14,601,137	\$ -
<u>U.S. Department of Housing & Urban Development</u>				
<u>Passed through the Florida Department of Commerce</u>				
Community Development Block Grant - State's Program	14.228	MT003	\$ 210,203	\$ -
Total Community Development Block Grants			\$ 210,203	\$ -
Total U.S. Department of Housing & Urban Development			\$ 210,203	\$ -
<u>U.S. Department of Justice</u>				
Missing Alzheimer's Disease Patient Assistance Program	16.015	15PBJA-21-GG-02971-MAPX	\$ 85,575	\$ -
State Criminal Alien Assistance Program (SCAAP)	16.606	15PBJA20RR00478SCAA	\$ 5,534	\$ -
<u>Passed through the Florida Department of Juvenile Justice:</u>				
Juvenile Justice & Delinquency Prevention Allocation to States	16.540	10504	\$ 58,318	\$ -
<u>Passed through the Florida Department of Law Enforcement</u>				
Edward Byrne Memorial Justice Assistance Grant - Interview Room Upgrade	16.738	C-8C125	\$ 14,438	\$ 14,438
Edward Byrne Memorial Justice Assistance Grant - Vehicle Mounted Radar Units	16.738	C-R7101	52,487	-
Edward Byrne Memorial Justice Assistance Grant - Vehicle push bars/Rifles	16.738	15PBJA-23-GG-03252-JAGX	22,852	3,520
Edward Byrne Memorial Justice Assistance Grant- Freestyle Scanner/Interview Room Upgrade	16.738	15PBJA-22-GG-02445-JAGX	6,727	5,432
Total Edward Byrne Memorial Justice Assistance Grant Program			\$ 96,504	\$ 23,390
Equitable Sharing Program	16.922	FL0080000	\$ 398,307	\$ -
Total U.S. Department of Justice			\$ 644,238	\$ 23,390

CHARLOTTE COUNTY, FLORIDA
SCHEDULE OF EXPENDITURES OF FEDERAL AWARDS
For the Fiscal Year Ended September 30, 2024

Federal Agency/Pass Through Grantor/Program Title	Assistance Listing Number	Contract/Grant/Pass-Through Entity Identifying Number	Federal Expenditures	Transfers to Subrecipients
<u>U.S. Department of Transportation</u>				
Passed through the Florida Department of Transportation:				
Highway Planning & Construction - Metropolitan Planning Grant	20.205	439316-5-14-05-G2W22	\$ 109,430	\$ -
Metropolitan Planning Grant	20.205	43916-4-14-01 G2813	340,276	-
			<u>\$ 449,706</u>	<u>\$ -</u>
Passed through the Florida Department of Environmental Protection:				
Recreational Trails Program (RTP19)	20.219	#T1901	\$ 296,714	\$ -
Passed through the Florida Department of Transportation:				
Federal Transit - Metropolitan Transportation Planning Grant	20.505	439316-5-14-05-G2W22	\$ 20,241	\$ -
Federal Transit - Metropolitan Transportation Planning Grant	20.505	43916-4-14-01 G2813	55,885	-
			<u>\$ 76,126</u>	<u>\$ -</u>
<u>Federal Transit Cluster:</u>				
Federal Transit Formula Grants	20.507	FL-2018-114-00	\$ 23,419	\$ -
Federal Transit Formula Grants	20.507	G-25 FL-2019-073-00	23,404	-
Federal Transit Formula Grants	20.507	G-26 FL-2020-094-00	69,684	-
Federal Transit Formula Grants	20.507	G-28 FL-2021-043-00	315,423	-
Federal Transit Formula Grants	20.507	G-29 FL-2022-047-00	1,510,041	-
Federal Transit Formula Grants	20.507	G-30 FL-2023-050-00	68,832	-
			<u>\$ 2,010,803</u>	<u>\$ -</u>
Total Federal Transit Cluster			<u>\$ 2,010,803</u>	<u>\$ -</u>
Passed through the Florida Department of Transportation:				
Formula Grants for Rural Areas	20.509	G1U80 410119-1-84-39	\$ 2,338	\$ -
Formula Grants for Rural Areas	20.509	G2488 410119-1-84-40	51,735	-
			<u>\$ 54,073</u>	<u>\$ -</u>
<u>Highway Safety Cluster</u>				
State and Community Highway Safety	20.600	SC-2024-00311/G2P20	\$ 99,700	\$ -
Total Highway Safety Cluster			<u>\$ 99,700</u>	<u>\$ -</u>

CHARLOTTE COUNTY, FLORIDA
SCHEDULE OF EXPENDITURES OF FEDERAL AWARDS
For the Fiscal Year Ended September 30, 2024

Federal Agency/Pass Through Grantor/Program Title	Assistance Listing Number	Contract/Grant/Pass-Through Entity Identifying Number	Federal Expenditures	Transfers to Subrecipients
<u>Transit Services Program Cluster:</u>				
Enhanced Mobility of Seniors and Individuals with Disabilities	20.513	G2L49	\$ 12,342	\$ -
Enhanced Mobility of Seniors and Individuals with Disabilities	20.513	G2673	41,092	-
Total Transit Services Program Cluster			\$ 53,434	\$ -
Safe Streets and Roads for All	20.939	693JJ32340227	\$ 152,326	
Total U.S. Department of Transportation			\$ 3,192,882	\$ -
 <u>U.S. Department of the Treasury</u>				
Passed through the State of Florida Division of Emergency Management: ARPA-Coronavirus State and Local Fiscal Recovery Funds (CSLFRF)	21.027	DUNS 040223863	\$ 8,994,384	\$ 503,827
Total U.S. Department of the Treasury			\$ 8,994,384	\$ 503,827
 <u>U.S. Environmental Protection Agency</u>				
National Estuary Program (FY22-23 EPA-BIL)	66.456	4T-02D42123-0	\$ 139,679	\$ -
National Estuary Program (FY23 See 320)	66.456	CE-02D41623-0	676,896	-
			\$ 816,575	\$ -
Passed through the Florida Department of Environmental Protection: Capitalization Grants for Clean Water State Revolving Fund	66.458	WW0802E-1	\$ 7,068,167	\$ -
Total			\$ 7,068,167	\$ -
Total U.S. Environmental Protection Agency			\$ 7,884,742	\$ -

CHARLOTTE COUNTY, FLORIDA
SCHEDULE OF EXPENDITURES OF FEDERAL AWARDS
For the Fiscal Year Ended September 30, 2024

<u>Federal Agency/Pass Through Grantor/Program Title</u>	<u>Assistance Listing Number</u>	<u>Contract/Grant/Pass-Through Entity Identifying Number</u>	<u>Federal Expenditures</u>	<u>Transfers to Subrecipients</u>
<u>U.S. Department of Health and Human Services</u>				
Aging Cluster:				
Passed through the Florida Department of Elder Affairs & the Area of Agency on Aging for Southwest Florida, Inc.:				
Special Programs for Aging Title III, Part B 22/23	93.044	OAA-202.23	\$ 164,932	\$ -
Special Programs for Aging Title III, Part B 23/24	93.044	OAA-202.24	359,293	-
ARPA-Special Programs for Aging Title III Part B	93.044	ARPA-202.22	94,140	-
Total Aging Cluster			\$ 618,365	\$ -
Special Programs for Aging Title III, Part E 22/23	93.052	OAA-202.23	\$ 18,705	\$ -
Special Programs for Aging Title III, Part E 23/24	93.052	OAA-202.24	119,608	-
ARPA-Special Programs for Aging, Title III, Part E	93.052	ARPA-202.22	101,575	-
			\$ 239,888	\$ -
Emergency Home Energy Assistance for the Elderly Program	93.568	EHEAP 202.21.07	\$ 17,597	\$ -
Emergency Home Energy Assistance for the Elderly Program	93.568	EHEAP 202.21.05	59,894	-
			\$ 77,491	\$ -
Passed Through the Florida Department of Commerce:				
Low Income Home Energy Assistance Program	93.568	E1998	\$ 167,275	\$ -
Low Income Home Energy Assistance Program	93.568	E1998-NFA 42662-NFA 042685	484,190	-
			651,465	-
Total Low-Income Home Energy Assistance Program			\$ 728,956	\$ -
Passed through the Florida Department of Children & Families & the Gulf Coast Partnership:				
Temporary Assistance for Needy Families (TANF)	93.558	BOCCSCQPZ03-Y5	\$ 15,296	\$ -
Temporary Assistance for Needy Families (TANF)	93.558	BOCCSCQPZ03-Y4	35,659	-
			\$ 50,955	\$ -

CHARLOTTE COUNTY, FLORIDA
SCHEDULE OF EXPENDITURES OF FEDERAL AWARDS
For the Fiscal Year Ended September 30, 2024

Federal Agency/Pass Through Grantor/Program Title	Assistance Listing Number	Contract/Grant/Pass-Through Entity Identifying Number	Federal Expenditures	Transfers to Subrecipients
Passed through the Florida Department of Commerce:				
Community Services Block Grant	93.569	E1998-NFA 043820	\$ 13,966	\$ -
Community Services Block Grant	93.569	E1998-NFA 042723	114,897	-
			<u>\$ 128,863</u>	<u>\$ -</u>
Passed through the Florida Department of Revenue:				
Child Support Enforcement - IV D	93.563	COC08 2401FLSCSS	\$ 55,389	\$ -
Total U.S. Department of Health & Human Services			<u>\$ 1,822,416</u>	<u>\$ -</u>
U.S. Department of Homeland Security:				
Passed through Florida Division of Emergency Management:				
Public Assistance Grants - 4673 Hurricane Ian	97.036	FEMA-4673-DR-FL Z3280	\$ 31,201,883	\$ -
Public Assistance Grants- 4734 Hurricane Idalia	97.036	FEMA-4673-DR-FL Z4147	6,905	-
Mutual Aid Hurricane Debby 4806	97.036	N/A	20,433	-
			<u>\$ 31,229,221</u>	<u>\$ -</u>
Hazard Mitigation Grant Program (HMGP)	97.039	H0128/FEMA-DR-4337-024R-FL	\$ 137,410	\$ -
Hazard Mitigation Grant Program (HMGP)	97.039	H0400/FEMA-DR-4337-320R-FL	71,657	-
Hazard Mitigation Grant Program (HMGP)	97.039	H0915/FEMA-DR-4486-034R-FL	7,200	-
Hazard Mitigation Grant Program (HMGP)	97.039	H0944/FEMA-DR-4483-072R-FL	7,200	-
			<u>\$ 223,467</u>	<u>\$ -</u>
Emergency Management Performance Grants FY24	97.042	G0448	\$ 84,659	\$ -
Passed through Florida Commission on Community Service doing business as Volunteer Florida:				
Emergency Management Performance Grants - CERT 23/24	97.042	CERT 23-01	9,980	\$ -
Total Emergency Management Performance Grants			<u>\$ 94,639</u>	<u>\$ -</u>
Passed through Florida Division of Emergency Management:				
Homeland Security Grant Program - Operation Stonegarden	97.067	EMW-2021-SS-00056-S01/R0415	\$ 176,272	\$ -
Total U.S. Department of Homeland Security			<u>\$ 31,723,599</u>	<u>\$ -</u>
Total Expenditures of Federal Awards			<u>\$ 69,073,601</u>	<u>\$ 526,677</u>

The accompanying notes are an integral part of these financial schedules.

CHARLOTTE COUNTY, FLORIDA
SCHEDULE OF EXPENDITURES OF STATE FINANCIAL ASSISTANCE
For the Fiscal Year Ended September 30, 2024

<u>State Agency/Pass Through Grantor/Program Title</u>	<u>State CSFA Number</u>	<u>Contract/Grant Number</u>	<u>State Expenditures</u>	<u>Transfers to Subrecipients</u>
<u>State of Florida Executive Office of the Governor</u>				
Emergency Management Program	31.063	A0378	\$ 68,328	\$ -
Emergency Management Program	31.063	A0440	33,958	-
			<u>\$ 102,286</u>	<u>\$ -</u>
Emergency Management Projects	31.067	T0290	\$ 1,971	\$ -
State Hurricane Recovery Grant Program	31.081	Z3280 SA-52751	\$ 5,302	\$ -
			<u>\$ 109,559</u>	<u>\$ -</u>
<u>State of Florida Department of Environmental Protection</u>				
Beach Management Funding Assistance Program	37.003	20CH1	\$ 15,035	\$ -
Beach Management Funding Assistance Program	37.003	22CH1	99,942	-
Beach Management Funding Assistance Program	37.003	024CH1	173,171	-
			<u>\$ 288,148</u>	<u>\$ -</u>
Florida Recreation Development Assistance Program	37.017	A2408	\$ 79,634	\$ -
Statewide Water Quality Restoration Projects	37.039	LPA0486	\$ 300,000	\$ -
FDEP Coastal & Heartland National Estuary Partnership (CHNEP)	37.051	SD014	75,000	-
Wastewater Treatment Facility Construction	37.077	WW0802H-0	\$ 1,802,955	\$ -
Hurricane Restoration Reimbursement Grant Programs	37.113	23CH1	\$ 12,030	\$ -
			<u>\$ 2,557,767</u>	<u>\$ -</u>
<u>State of Florida Department of Commerce</u>				
Division of Housing and Community Development-VMP Tower	40.038	HL157	\$ 330,985	\$ -
Division of Housing and Community Development-Seawall Repair	40.380	HL201	52,773	-
			<u>\$ 383,758</u>	<u>\$ -</u>
Passed through Florida Sports Foundation:				
Local Economic Development Initiatives				
Pickleball APP Masters	40.040	N/A	\$ 5,000	\$ -
Local Economic Development Initiatives				
Snowbird Baseball Classic	40.040	N/A	20,000	-
Local Economic Development Initiatives				
USA BMX Florida State Series	40.040	N/A	5,000	-
Local Economic Development Initiatives				
Englewood Beach Waterfest	40.040	N/A	5,000	-
Athletes College Winter Swim Team	40.040	N/A	5,000	-
ACO Gulf Coast Classic	40.040	N/A	7,500	-
			<u>\$ 431,258</u>	<u>\$ -</u>

CHARLOTTE COUNTY, FLORIDA
 SCHEDULE OF EXPENDITURES OF STATE FINANCIAL ASSISTANCE
 For the Fiscal Year Ended September 30, 2024

<u>State Agency/Pass Through Grantor/Program Title</u>	<u>State CSFA Number</u>	<u>Contract/Grant Number</u>	<u>State Expenditures</u>	<u>Transfers to Subrecipients</u>
<u>State of Florida Housing Finance Corporation</u>				
State Housing Initiatives Partnership Program (SHIP) - Local Assistance Plan	40.901	SHIP 23/24	\$ 2,953,308	\$ 65,628
Total State of Florida Housing Finance Corporation			\$ 2,953,308	\$ 65,628
<u>State of Florida Department of State & Secretary of State</u>				
State Aid to Libraries - Charlotte	45.030	24-ST-05	\$ 80,205	\$ -
Total State of Florida Department of State & Secretary of State			\$ 80,205	\$ -
<u>State of Florida Department of Education and Commissioner of Education</u>				
Coach Aaron Feis Guardian Program	48.140	86V-90210-4D001	\$ 92,952	\$ -
Total State of Florida Department of Education and Commissioner of Education			\$ 92,952	\$ -
<u>State of Florida Department of Transportation</u>				
Passed through the State of Florida Transportation - Disadvantaged Commission:				
Commission for the Transportation Disadvantaged Trip and Equipment Grant	55.001	G2Y99	\$ 117,098	\$ -
Commission for the Transportation Disadvantaged Trip and Equipment Grant	55.001	G2K29	398,896	-
			<u>\$ 515,994</u>	<u>\$ -</u>
Commission for the Transportation Disadvantaged Planning Grant Program	55.002	432029114-01 G2175	\$ 19,345	\$ -
Commission for the Transportation Disadvantaged Planning Grant Program	55.002	43202311-4-01-G2Z96	7,138	-
			<u>\$ 26,483</u>	<u>\$ -</u>
Public Transit Block Grant Program	55.010	G2672	\$ 160	\$ -
Public Transit Block Grant Program	55.010	G2H80	439,417	-
Public Transit Block Grant Program	55.010	G2W29	118,043	-
			<u>\$ 557,620</u>	<u>\$ -</u>
Total State of Florida Department of Transportation			\$ 1,100,097	\$ -

CHARLOTTE COUNTY, FLORIDA
SCHEDULE OF EXPENDITURES OF STATE FINANCIAL ASSISTANCE
For the Fiscal Year Ended September 30, 2024

<u>State Agency/Pass Through Grantor/Program Title</u>	<u>State CSFA Number</u>	<u>Contract/Grant Number</u>	<u>State Expenditures</u>	<u>Transfers to Subrecipients</u>
<u>State of Florida Department of Elder Affairs</u>				
Passed through the Area Agency on Aging for Southwest Florida, Inc:				
Enhanced Home Care for the Elderly - (enHCE)	65.001	enHCE 202.23	\$ 15,828	\$ -
Home Care for the Elderly - (HCE)	65.001	HCE 202.23	17,734	-
Home Care for the Elderly - (HCE)	65.001	HEC 202.24	8,332	-
			<u>\$ 41,894</u>	<u>\$ -</u>
Alzheimer's Disease Initiative- 2022	65.004	ADI 202.23	\$ 462,766	\$ -
Alzheimer's Disease Initiative - 2021	65.004	ADI 202.24	193,057	-
			<u>\$ 655,823</u>	<u>\$ -</u>
Community Care for the Elderly - (CCE)	65.010	CCE 202.23	\$ 745,342	\$ -
Community Care for the Elderly (CCE)	65.010	CCE 202.24	209,815	-
			<u>\$ 955,157</u>	<u>\$ -</u>
Total State of Florida Department of Elder Affairs			<u>\$ 1,652,874</u>	<u>\$ -</u>
<u>State of Florida Department of Law Enforcement</u>				
FDLE Drone Replacement Program	71.092	3X018	\$ 18,546	\$ -
Local Firearms Safety Training Program	71.103	9H018	8,713	-
Rapid DNA Local Government Grant	71.113	J3002	250,000	-
			<u>\$ 277,259</u>	<u>\$ -</u>
<u>State of Florida Department of Management Services</u>				
E911 State Grant Program	72.002	S24-23-08-08	\$ 198,273	\$ -
Prepaid Wireless NG911 State Grant Program	72.003	S22-23-01-10	\$ 83,604	\$ -
Prepaid Wireless NG911 State Grant Program	72.003	S22-23-01-08	473,818	-
Prepaid Wireless NG911 State Grant Program	72.003	S22-23-01-09	28,078	-
			<u>\$ 585,500</u>	<u>\$ -</u>
Local Government Cybersecurity Grant Program	72.009	DMS-22/23-.388	\$ 154,421	\$ -
			<u>\$ 938,194</u>	<u>\$ -</u>
<u>State Department of Revenue</u>				
Facilities for New Professional Sports, Retained Professional Sports, or Retained Spring Training Franchise	73.016	N/A	\$ 500,004	\$ -
			<u>\$ 500,004</u>	<u>\$ -</u>
Total Expenditures of State Financial Assistance			<u>\$ 10,693,477</u>	<u>\$ 65,628</u>

The accompanying notes are an integral part of these financial schedules.

CHARLOTTE COUNTY, FLORIDA
NOTES TO SCHEDULES OF EXPENDITURES OF FEDERAL AWARDS
AND STATE FINANCIAL ASSISTANCE
FOR THE FISCAL YEAR ENDED SEPTEMBER 30, 2024

Note 1. General

The accompanying Schedule of Expenditures of Federal Awards and the Schedule of State Financial Assistance (the 'schedule') includes the federal and state activity of Charlotte County, Florida (the "County"). The County reporting entity is defined in Note 1 to the County's Basic Financial Statements for the fiscal year ended September 30, 2024. All federal financial assistance programs received directly from federal agencies, as well as federal financial assistance programs passed through other government agencies, are included in the schedule.

The Schedule is presented in accordance with uniform guidance.

Note 2. Basis of Accounting

The accompanying Schedule of Expenditures of Federal Awards and the Schedule of State Financial Assistance is presented using the modified accrual basis of accounting, which is described in Note 1 to the County's %DVL Financial Statements for the fiscal year ended September 30, 2024

The County has elected to use the 10 percent de minimis indirect cost rate as covered in 2 CFR 200.414 (f) Indirect Costs.

Note 3. Contingencies

Grant monies received by the County are for specific purposes and are subject to review by the grantor agencies. Such audits may result in requests for reimbursement due to disallowed expenditures. Based upon prior experience, the County does not believe that such disallowances, if any, would have a material effect on the financial position of the County. As of September 30, 2024, there was no material questioned or disallowed costs as a result of grant audits in process or completed of which management was aware. Any adjustments to grant funding are recorded in the year the adjustment occurs. Subsequent to year end, significant funding cuts have been implemented by the US government. It is unclear at this time what impact, if any, these actions may have on the County.

Note 4. Disaster Grants - Public Assistance (Presidentially Declared Disasters)

After a presidentially declared disaster, Federal Emergency Management Agency ("FEMA") provides Disaster Grants ± Public Assistance (Presidentially Declared Disasters) (Assistance Listing #97.036) to reimburse eligible costs associated with repair, replacement or restoration of disaster-damaged facilities. The federal government makes reimbursements in the form of cost-shared grants that require state matching funds.

Charlotte County was impacted by Hurricane Idalia in August 2023, as well as Debby and Helene during the months of August and September 2024, while still dealing with the aftermath of Hurricane Ian. These hurricanes were presidentially declared disasters and resulted in various amounts of damage. Federal awards for hurricane recovery was issued by FEMA, currently obligating \$73,654,895 for Hurricane Ian, \$97,030 for Hurricane Idalia inn Federal FEMA funds, excluding County share. Charlotte County estimates FEMA eligible expenditures for the fiscal year ending September 30, 2024 to amount to \$31,229,221, which already received FEMA's approval for reimbursement.

CHARLOTTE COUNTY, FLORIDA
NOTES TO SCHEDULES OF EXPENDITURES OF FEDERAL AWARDS
AND STATE FINANCIAL ASSISTANCE
FOR THE FISCAL YEAR ENDED SEPTEMBER 30, 2024

Note 5. Hurricane Emergency Watershed Protection Program

During the year ended September 30, 2024 the County commenced remediation work on water management facilities according to the grant agreement awarded by the US Department of Agriculture, Natural Resources Conservation Service, based on Assistance Listing Number 10.923. The Federal funds assigned to the Project currently amount to \$20,801,450, with eligible expenditures during the fiscal year 2024 in the amount of \$14,601,137, with the efforts in canal cleanup continuing into year 2025.

Note 6. Assistance Provided through American Rescue Plan Act

American Rescue Plan Act of 2021 (ARPA) was adopted in March 2021. Section 9901 of the Act authorizes Coronavirus State and Local Fiscal Recovery Funds (CSLFRF), funding a variety of local projects in response to the health emergency under Assistance Listing #21.027. During the fiscal year ended September 30, 2024 Charlotte County expended \$8,994,384 of CSLFRF funds according to the funding agreement with the Department of the Treasury. ARPA funding was also passed through Assistance Listing Programs Number 93.044 and 93.052, in the cumulative amount of \$195,679, managed by the Department of Health and Human Services.

OTHER INFORMATION

CHARLOTTE COUNTY, FLORIDA
SCHEDULE OF RECEIPTS AND EXPENDITURES OF
FUNDS RELATED TO THE DEEPWATER HORIZON OIL SPILL
For the Fiscal Year Ended September 30, 2024

Balance at September 30, 2023 - unrestricted	\$ 1,667,340
Revenues:	
Interest	102,149
Transfer from North Manasota Key Beach Fund	<u>187,500</u>
Total revenues	<u>289,649</u>
 Balance at September 30, 2024 - unrestricted	 <u>\$ 1,956,989</u>

NOTE: The above funds and activities relate to Agreement No. MRID 534797.000 and the State CSFA Number 37.039 (Contract/Grant Number LP0802G).



OFFICE LOCATIONS

Charlotte County Justice Center
350 E. Marion Avenue
Punta Gorda, FL 33950
Monday - Friday 8am - 5pm

Charlotte County Administration Center
18500 Murdock Circle
Port Charlotte, FL 33948
Monday - Friday 8am - 5pm

Mac V. Horton West County Annex
6868 San Casa Blvd.
Englewood, FL 34224
Clerk of The Court, Office 114
Tuesday and Thursday Only
8am - 1pm

CharlotteClerk.com

