



Escambia County, Florida

Annual Comprehensive

Financial Report

Fiscal Year Ended
September 30, 2024

ESCAMBIA COUNTY, FLORIDA



ANNUAL COMPREHENSIVE FINANCIAL REPORT

**For the Fiscal Year Ended
September 30, 2024**

*Prepared by:
Pam Childers, CPA
and the Finance Staff
Office of the Clerk of
the Circuit Court and
Comptroller*

Introductory Section

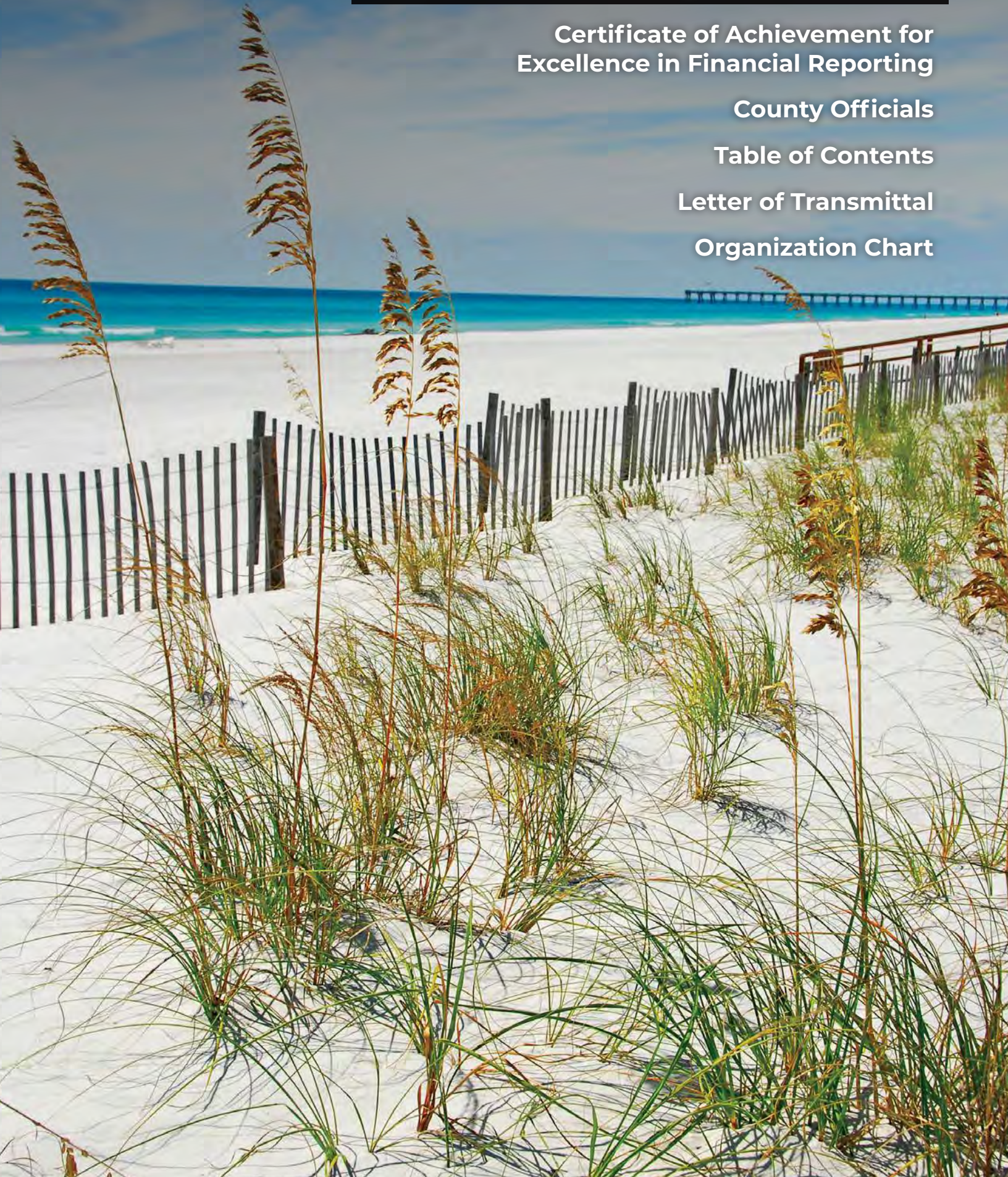
Certificate of Achievement for
Excellence in Financial Reporting

County Officials

Table of Contents

Letter of Transmittal

Organization Chart





Government Finance Officers Association

Certificate of
Achievement
for Excellence
in Financial
Reporting

Presented to

**Escambia County
Florida**

For its Annual Comprehensive
Financial Report
For the Fiscal Year Ended

September 30, 2023

Christopher P. Morrill

Executive Director/CEO

ESCAMBIA COUNTY, FLORIDA COUNTY OFFICIALS

BOARD OF COUNTY COMMISSIONERS

Steven L. Barry Chair – District 5
Mike Kohler..... Commissioner – District 2
Jeff Bergosh..... Commissioner – District 1
Robert Bender (Oct- Jan) Commissioner – District 4
Lumon J. May..... Commissioner – District 3

ELECTED COUNTY OFFICERS

Pam Childers Clerk of the Circuit Court and Comptroller
Chris Jones..... Property Appraiser
Chip Simmons Sheriff
David Stafford (Oct-Jan) Supervisor of Elections
Robert Bender..... Supervisor of Elections
Scott Lunsford Tax Collector

OTHER OFFICIALS

Wes Moreno County Administrator
Alison Rogers County Attorney



ESCAMBIA COUNTY, FLORIDA
ANNUAL COMPREHENSIVE FINANCIAL REPORT
FOR THE YEAR ENDED SEPTEMBER 30, 2024

TABLE OF CONTENTS

INTRODUCTORY SECTION

Certificate of Achievement for Excellence in Financial Reporting	i
County Officials	ii
Table of Contents	iii
Letter of Transmittal	vii
Organization Chart	xiv

FINANCIAL SECTION

Independent Auditors' Report	1
Management's Discussion and Analysis	4
Basic Financial Statements:	
<i>Government-wide Financial Statements:</i>	
Statement of Net Position	25
Statement of Activities	26
<i>Fund Financial Statements:</i>	
Balance Sheet – Governmental Funds	28
Reconciliation of the Balance Sheet of Governmental Funds to the Statement of Net Position	30
Statement of Revenues, Expenditures, and Changes in Fund Balances – Governmental Funds	31
Reconciliation of the Statement of Revenues, Expenditures, and Changes in Fund Balances of Governmental Funds to the Statement of Activities	33
Statement of Net Position – Proprietary Funds	35
Statement of Revenues, Expenses, and Changes in Net Position – Proprietary Funds	37
Statement of Cash Flows – Proprietary Funds	38
Statement of Fiduciary Net Position – Custodial Funds	40
Statement of Changes in Fiduciary Net Position – Custodial Funds	41
Statement of Net Position – Component Unit	42
Statement of Activities – Component Unit	43
<i>Notes to the Financial Statements</i>	46
Required Supplementary Information:	
Schedule of Changes in the County's Total Other Postemployment Benefits (OPEB) Liability & Related Ratios	96
Schedule of the County's Proportionate Share of the Net Pension Liability- Florida Retirement System (FRS) & Health Insurance Subsidy (HIS)	98
Schedule of the County's Contributions – Florida Retirement System (FRS) & Health Insurance Subsidy (HIS)	100

Budgetary Comparison Schedule – General Fund – County Wide.....	102
Budgetary Comparison Schedule – Disaster Recovery Fund	103
Budgetary Comparison Schedule – Covid Escambia Fund.....	104
Notes to Required Supplementary Information	105

Other Supplementary Information:

Major Governmental Funds:

<i>Budgetary Comparison Schedule –</i> Local Option Sales Tax Fund	107
---	-----

General Fund

Combining Balance Sheet – General Fund by Category.....	109
Combining Schedule of Revenues, Expenditures, and Changes in Fund Balance – General Fund by Category	111
Combining Schedule of Revenues, Expenditures, and Changes in Fund Balance – Budget and Actual - General Fund	113

Nonmajor Governmental Funds:

Combining Balance Sheet – All Nonmajor Governmental Funds	124
Combining Statement of Revenues, Expenditures, and Changes in Fund Balances – All Nonmajor Governmental Funds.....	125
Combining Balance Sheet – Nonmajor Governmental Funds – Special Revenue Funds.....	126
Combining Statement of Revenues, Expenditures, and Changes in Fund Balances – Nonmajor Governmental Funds - Special Revenue Funds	132

Budgetary Comparison Schedules - Special Revenue Funds:

Escambia County Restricted Fund	138
Economic Development Fund	139
Code Enforcement Fund	140
Mass Transit Fund	141
M & A State Revenue Fund	142
Local Provider Plan	143
Tourist Promotion Fund	144
Other Grant Projects Fund	145
Detention/Jail Commissary Fund	146
Library Fund	147
Misdemeanor Probation Fund	148
Article V Fund	149
Development Review Fund	150
Perdido Key Beach Mouse Fund	151
Restore Fund	152
State Housing Initiative Partnership Fund (SHIP).....	153
Law Enforcement Trust Fund	154
Opioid Abatement Fund	155
Escambia County Affordable Housing Fund.....	156
CDBG – DR Rebuild Florida Fund	157
CDBG – HUD Entitlement Fund	158
Handicapped Parking Fines Fund	159
Family Mediation Fund	160
Fire Protection Fund	161
Emergency 911 Operations Fund	162
HUD-CDBG Housing Rehabilitation Fund	163
HUD Home Fund	164
Community Redevelopment Agency Fund	165
Bob Sikes Toll Facilities Fund	166

Transportation Trust Fund.....	167
MSBU Assessment Program Fund	168
Master Drainage Basin Fund	169
Clerk Programs	170
Sheriff Programs	171
Supervisor of Elections Programs	172
<i>Budgetary Comparison Schedules – Debt Service Fund</i>	<i>173</i>
<i>Nonmajor – Governmental Funds – Capital Projects Funds:</i>	
Combining Balance Sheet – Capital Projects Funds.....	174
Combining Statement of Revenues, Expenses, and Changes in Fund Balance – Capital Projects Funds.....	175
<i>Budgetary Comparison Schedules – Non-Lost Capital Projects</i>	<i>176</i>
<i>Budgetary Comparison Schedules – Series 2017 Capital Project Fund.....</i>	<i>177</i>
<i>Budgetary Comparison Schedules – FTA Capital Project Fund.....</i>	<i>178</i>
<i>Nonmajor – Proprietary and Internal Service Funds:</i>	
Combining Statement of Net Position – Nonmajor Proprietary Funds.....	180
Combining Statement of Revenues, Expenses, and Changes in Net Position – Nonmajor Proprietary Funds.....	182
Combining Statement of Cash Flows – Nonmajor Proprietary Funds	183
Combining Statement of Net Position –Internal Service Funds.....	186
Combining Statement of Revenues, Expenses, and Changes in Net Position – Internal Service Funds.....	188
Combining Statement of Cash Flows – Internal Service Funds	189
<i>Fiduciary Funds – Custodial Funds:</i>	
Combining Statement of Fiduciary Net Position – Custodial Funds	192
Combining Statement of Changes in Fiduciary Net Position – Custodial Funds.....	193

STATISTICAL SECTION

<i>Schedule 1</i>	<i>Net Position by Component – Last Ten Fiscal Years</i>	<i>194</i>
<i>Schedule 2</i>	<i>Changes in Net Position – Last Ten Fiscal Years</i>	<i>196</i>
<i>Schedule 3</i>	<i>Fund Balances of Governmental Funds – Last Ten Fiscal Years.....</i>	<i>200</i>
<i>Schedule 4</i>	<i>Changes in Fund Balances of Governmental Funds – Last Ten Fiscal Years.....</i>	<i>202</i>
<i>Schedule 5</i>	<i>Assessed Value and Estimated Actual Value of Taxable Property – Last Ten Fiscal Years.....</i>	<i>204</i>
<i>Schedule 6</i>	<i>Direct and Overlapping Property Tax Rates – Last Ten Fiscal Years.....</i>	<i>205</i>
<i>Schedule 7</i>	<i>Principal Property Tax Payers – Current and Nine Years Ago.....</i>	<i>207</i>
<i>Schedule 8</i>	<i>Property Tax Levies and Collections – Last Ten Fiscal Years.....</i>	<i>208</i>
<i>Schedule 9</i>	<i>Schedule of Outstanding Debt by Type – Last Ten Fiscal Years.....</i>	<i>209</i>
<i>Schedule 10</i>	<i>Direct and Overlapping Governmental Activities Debt and Computation of Legal Debt Margin</i>	<i>211</i>
<i>Schedule 11</i>	<i>Pledged Revenue Coverage – Last Ten Fiscal Years.....</i>	<i>212</i>
<i>Schedule 12</i>	<i>Historical Sales Tax Revenue – Last Ten Fiscal Years.....</i>	<i>213</i>
<i>Schedule 13</i>	<i>Pro Forma Debt Service Coverage from Sales Tax – Last Ten Fiscal Years.....</i>	<i>214</i>

Schedule 14	Historical Non-Ad Valorem Revenue – Last Nine Fiscal Years.....	216
Schedule 15	Debt Service Requirements from Non-Ad Valorem Revenue – Last Nine Fiscal Years.....	218
Schedule 16	Demographic and Economic Statistics – Last Ten Fiscal Years.....	220
Schedule 17	Principal Employers – Current and Nine Years Ago.....	221
Schedule 18	Escambia County Government Employees by Function/Program – Last Ten Fiscal Years.....	222
Schedule 19	Operating Indicators by Function/Program – Last Ten Fiscal Years.....	224
Schedule 20	Capital Asset Statistics by Function/Program – Last Ten Fiscal Years.....	226

COMPLIANCE SECTION

Independent Auditors' Report on Internal Control Over Financial Reporting and on Compliance and Other Matters Based on an Audit of Financial Statements Performed in Accordance with Government Auditing Standards	228
--	-----

Auditor General Compliance:

Independent Accountants' Report on Examination of Compliance Requirements in Accordance with Chapter 10.550, Rules of the Auditor General	230
<i>Deepwater Horizon Oil Spill:</i> Independent Auditors' Report on the Schedule of Receipts and Expenditures of Funds Related to the Deepwater Horizon Oil Spill	230
Schedule of Receipts and Expenditures of Funds Related to the Deepwater Horizon Oil Spill	232
<i>Auditor General Management Letter:</i> Management Letter	233

Single Audit Compliance:

Independent Auditors' Report on Compliance for Each Major Federal Program and State Project and on Internal Control Over Compliance Required by OMB Circular A-133; and Chapter 10.550, Rules of the Auditor General.....	236
Schedule of Expenditures of Federal Awards and State Financial Assistance.....	239
Notes to the Schedule of Expenditures of Federal Awards and State Financial Assistance.....	242
Schedule of Findings and Questioned Costs.....	244

SUPPORTING FINANCIAL STATEMENTS

Special-Purpose Fund Financial Statements and Required Supplementary Information	
--	--

Escambia County Clerk of the Circuit Court and Comptroller
Escambia County Property Appraiser
Escambia County Sheriff
Escambia County Supervisor of Elections
Escambia County Tax Collector



Pam Childers

Clerk of the Circuit Court and Comptroller, Escambia County

Clerk of Courts • County Comptroller • Clerk of the Board of County Commissioners • Recorder • Auditor

February 12, 2025

To the Honorable Members of the
Board of County Commissioners and
Citizens of Escambia County, Florida

Florida Statutes require that all general-purpose local governments publish a complete set of financial statements presented in conformity with Generally Accepted Accounting Principles (GAAP) and audited in accordance with generally accepted auditing standards by a firm of licensed certified public accountants. We hereby submit the Annual Comprehensive Financial Report of the County of Escambia (County), Florida for the fiscal year ended September 30, 2024, fulfilling this requirement.

This report consists of management's representations concerning the finances of the County. Consequently, management assumes full responsibility for the completeness and reliability of the information contained in this report. To provide a reasonable basis for making these representations, the County has established a comprehensive framework of internal controls designed both to protect the government's assets from unauthorized use or disposition, loss or theft, and to compile sufficient reliable information for the preparation of the County's financial statements in conformity with GAAP. Because the cost of internal controls should not exceed anticipated benefits, the objective is to provide reasonable, rather than absolute, assurance that the financial statements are free of any material misstatements. As management, we assert that, to the best of our knowledge and belief, this financial report is complete and reliable in all material respects.

The County's financial statements have been audited by an independent firm of certified public accountants, Warren Averett CPAs and Advisors. The goal of the independent audit was to provide reasonable assurance that the financial statements of the County for the fiscal year ended September 30, 2024, are free of material misstatements. The independent audit involves examining, on a test basis, evidence supporting the amounts and disclosures in the financial statements; assessing the accounting principles used and significant estimates made by management; and evaluating the overall financial statement presentation.

The independent audit firm of Warren Averett CPAs and Advisors has issued an unmodified (“clean”) opinion on the Escambia County, Florida financial statements for the year ended September 30, 2024. The independent auditor’s report is located at the front of the Financial Section of this report.

The independent audit of the financial statements of the County was also designed to meet the requirements of the Office of Management and Budget (OMB) Single Audit Act; and the requirements of the Code of Federal Regulations Subpart F of 2 C.F.R. part 200 (Uniform Guidance). The standards governing single audit engagements require the independent auditor to report on the government’s internal controls and compliance with legal requirements with special emphasis on the administration of federal awards and state financial assistance. These reports are in the Compliance Section of this report.

GAAP requires that management provide a narrative introduction, overview, and analysis to accompany the basic financial statements in the form of the Management’s Discussion and Analysis (MD&A). The MD&A complements this Letter of Transmittal and the two should be read in conjunction with each other. Escambia County’s MD&A can be found immediately following the Independent Auditors’ Report.

Profile of the County of Escambia, Florida

Escambia County, located in the northwestern part of the state, was established July 21, 1821, as a non-charter government when the Provisional Governor Andrew Jackson signed an ordinance making the County one of the first two counties in Florida. Escambia County is bordered on the west and north by Alabama, on the east by Santa Rosa County and on the south by the Gulf of Mexico. The county encompasses approximately 661 square miles with 64,000 acres of water area and serves a population of approximately 327,846. There are two municipalities within the County, the City of Pensacola, the County seat, and the Town of Century which is located 38 miles from the County seat.

Escambia County is a political subdivision of the State of Florida. As such, it is governed by and derives its operating authority from the constitution and laws of the State of Florida. The County operates under a commission/administrator form of government, with a governing board consisting of five elected County Commissioners who are elected by district to staggered four-year terms. The Chairman presides over the Board and the chair is rotated annually in sequential order by district. In addition to the Board of County Commissioners, there are five elected constitutional officers performing specifically designated governmental functions: The Clerk of the Circuit Court and Comptroller (Clerk), Property Appraiser, Sheriff, Supervisor of Elections, and Tax Collector.

The Clerk serves the function of “Clerk to the Board” for County Commissioners. The Clerk also performs the duties of auditor, accountant, recorder and custodian of County funds. Such duties are set forth in the Florida Constitution.

The financial reporting entity (the County) includes all the funds of the primary government (Escambia County Board of County Commissioners) as well as its component unit. Component units are legally separate entities for which the primary government is financially accountable. The County provides a full range of services including fire protection, conservation and resource management, parks and recreation facilities, planning and zoning, transportation, and general administrative services.

Although legally separate entities, the general funds of the Clerk, Property Appraiser, Sheriff, Supervisor of Elections, and Tax Collector are included as a General Fund component of the County.

The Santa Rosa Island Authority (SRIA) is reported separately as a discrete component unit within Escambia County's financial statements. SRIA operations include management services and leasing activities for County owned property on Santa Rosa Island, better known as Pensacola Beach. For additional information, please refer to the Notes Section of this report.

Factors Affecting Financial Condition

The information presented in the financial statements is perhaps best understood when it is considered from the broader perspective of the specific environment within which the County operates.

Local Economy

Escambia County is located in Florida's Panhandle, along the emerald shores of the Gulf Coast, wherein approximately 792 establishments in the accommodations and food services industry employs an average of 17,803 workers, representing 12% of the area workforce. The largest major industry sector is health care and social assistance with 17% of the area workforce. There are four major hospitals located in Escambia County, all of which have surgical centers: Baptist Hospital, West Florida Regional Medical Center, Navy Hospital and Sacred Heart Hospital. There are approximately 24,491 employed in health care and other health related services.

The military is a large factor in the area's economy. Navy and Air Force expenditures, including construction, have historically accounted for nearly half the total payroll in the Pensacola metro area. Navy installations include Pensacola Naval Air Station, Saufley Field and Corry Station. Whiting Field is located in Milton Florida, about 30 miles northeast of Pensacola. In neighboring Okaloosa County, Eglin Air Force Base and Hurlburt Field have a favorable economic impact, as well as serving as magnets for high-tech businesses.

Escambia County has several commercial/industrial parks; Heritage Oaks Commerce Park, Central Commerce Park, and Tech Park. Heritage Oaks Commerce Park, home to Navy Federal Credit Union, continues to stimulate growth in the local economy by increasing job creation and expanding operations in the area. Navy Federal Credit

Union continues to add regional jobs with the expected total number of jobs increasing to 10,000 by the year 2026.

Escambia County's unemployment rate has increased from 3.3% in the previous year to 3.5% in the current fiscal year.

Long-term Financial Planning and Major Initiatives

The vision statement of the county is "Exceeding expectations and leading the way through excellence in service and quality of life."

The mission statement of the county is "To provide efficient, responsive services that enhance the quality of life, meet common needs, and promote a safe and healthy community."

The adopted budget is developed around the framework set by the County's strategic planning initiative. The primary themes of the strategic initiative are to improve customer service, restore public trust and confidence, economic development, maintenance of infrastructure, and fiscal responsibility.

Unrestricted fund balance (the total of the committed, assigned, and unassigned components of fund balance) in the General Fund at year end exceeded 2 months of operating expenditures and transfers out. This amount is favorable based on the policy guidelines set by the County for budgetary and planning purposes.

A long-term goal is to adopt process improvement methodology to assess our public services; adopting process improvement is key to improving customer service. If problems arise in processes, the county will undertake a thorough review of the process to determine ways to change and improve them.

The County's long-term goal to restore public trust and confidence includes enhancing the relationship between Escambia County government, its citizens and the media through positive public media relations.

The County has a long-term goal of promoting activities and programs that improve the quality of life and to build a sustainable, livable community. This includes reviewing the Land Development Code (LDC) with the intent of eliminating inconsistencies and streamlining multiple processes; and, subsidizing the Pensacola Bay Center, which is located in downtown Pensacola, adjacent to the I-110 interchange. The Bay Center has approximately 10,000 seats for concerts and other entertainment including the Pensacola Ice Flyers hockey team and the 2023-2025 Sunbelt Basketball Conference. During Fiscal Year 2021, the Bay Center performed a facility assessment to modernize the facility. Some of the identified improvements are estimated to cost approximately \$50 million. The Bay Center Management Company, ASM Global, agreed to contribute up to \$10 million towards the total cost of identified capital improvements to the facility. The County approved a multi-year capital improvement plan to be funded with Fifth

Cent Tourist Development (TDT) funds in the amount of \$9.9 million over 4 years. Some notable improvements in the multi-year plan include replacing the ice plant, arena ice floor, lighting, and sound system.

A long-term goal of the county is to foster economic growth and development. The County uses Tax Increment Financing (TIF) Districts to fund a variety of Community Redevelopment Areas (CRA) in the County. For the upcoming fiscal year, the TIF increment was maintained at 75% while the number of budgeted districts remained at 22. These funds are used to pay for infrastructure improvements, neighborhood programs, safety initiatives, and street lighting intended to alleviate blight as well as increase property values in these communities.

Visit Pensacola is the County's Direct Marketing Organization (DMO). As such, it is Visit Pensacola's role to continue to facilitate consolidated marketing and tourism efforts for the greater Pensacola area.

Escambia County continues to work with the Federal government and the State of Florida for project and grant funds associated with the Restore Act, Natural Resource Damage Assessment (NRDA), and the National Fish and Wildlife Federation (NFWF). There is a total of \$200 million in direct and indirect benefit potential to Escambia County as projects are submitted and approved for these funds. Additionally, a series of drainage and infrastructure projects related to Hurricane Sally will be funded by the newly created CDBG-DR Rebuild Florida Fund until grant reimbursements of \$83 million are received from the State of Florida.

The County worked with the United States Navy on a land-swap deal for the design of an additional commerce park to grow the local economy. The OLF-8 Navy property is located in District 1 off 9 Mile Road; geographically close to Navy Federal Credit Union, it is a prime location for economic growth and close access to Interstate 10. The Board worked with DPZ to develop a master plan that contains mixed use development. The plan includes retail, multi-family (over retail), multi-family (standalone), commerce area, offices, and townhomes in the master plan. The County is currently marketing for sale the undeveloped parcels that includes aspects of the master plan. The County has received several offers ranging from \$42-\$50 million for 540 acres for the OLF-8 property.

Between 2018 and 2028, the County expects to invest more than \$552 million in infrastructure with the third and fourth cent allocations of the One Cent Local Option Sales Tax (LOST). On November 14, 2014, the citizens of Escambia voted to extend the one-cent local option sales tax for infrastructure for an additional 10 years beginning January 1, 2018; extending the tax to December 2028. The proceeds from this tax will make large investments in infrastructure, road construction, dirt road paving, drainage improvements, and vehicle replacement for EMS, Fire, and the Sheriff's office.

Escambia County has agreed to jointly fund a new Regional Medical Examiner Facility for the District 1 Medical Examiner's Office in cooperation with Santa Rosa County,

Okaloosa County and Walton County. The facility is expected to cost \$18,650,000 and will be located centrally in Santa Rosa County.

The fiscal year 2025 adopted budget increased by \$80 million over the prior year to \$798 million. While the total direct millage rate for property tax remained unchanged at 7.661 mills, property values increased an average of 10% over the prior year for both the County-wide and unincorporated areas of Escambia County.

Relevant Financial Policies

The County has established a fund balance policy in accordance with GASB Statement No. 54 *“Fund Balance Reporting and Governmental Fund Type Definitions”*. The adopted policy outlines the County’s goal to maintain an unrestricted general fund balance of at least 2 months of regular operating expenditures and transfers out, to mitigate risks of either natural or man-made disasters and to provide for revenue shortfalls.

The County has implemented GASB Statement No 68 *“Accounting and Financial Reporting for Pensions”* and GASB Statement No 71 *“Pension Transition for Contributions Made Subsequent to the Measurement Date”* to recognize its unfunded portion of the statewide plan as a liability. The County provides pension benefits for all employees through a statewide plan managed by the Florida Department of Management Services, Division of Retirement. The statewide plan is a contributory plan. The liability has been recorded in accordance with GASB requirements. The County obligation to fund employee pension benefits offered through FRS is based on payments to the Division of Retirement calculated using prescribed contribution rates that include normal cost and the unfunded actuarial liability (UAL).

The County has implemented GASB Statement No 75 *“Accounting and Financial Reporting for Postemployment Benefits Other Than Pension”* to recognize its unfunded liability. The County provides postemployment benefits at the same rate as active participants. While a liability has been recorded in accordance with GASB requirements, there is no requirement for a funded plan. All approved benefits are budgeted and paid when due.

The County has implemented GASB Statement No 87 *“Leases”*, as amended. GASB Statement No. 87 enhances the relevance and consistency of information of the government’s leasing activities. It establishes requirements for lease accounting based on the principle that leases are financings of the right-to-use and underlying asset. A lessor is required to recognize a lease receivable and a deferred inflow of resources. The County also implemented GASB Statement No 96 which accounts for subscription-based technology arrangements.

Awards and Acknowledgements

The Government Finance Officers Association of the United States and Canada (GFOA) awarded a Certificate of Achievement for Excellence in Financial Reporting to Escambia County for its annual comprehensive financial report for the fiscal year ended September 30, 2023. This was the 28th consecutive year that Escambia County has achieved this prestigious award. In order to be awarded a Certificate of Achievement, Escambia County must publish an easily readable and efficiently organized annual comprehensive financial report. This report must satisfy both generally accepted accounting principles and applicable legal requirements.

A Certificate of Achievement for Excellence in Financial Reporting is valid for a period of one year only. We believe that our current annual comprehensive financial report continues to meet the Certificate of Achievement for Excellence in Financial Reporting Program's requirements, and we are submitting it to the GFOA to determine its eligibility for another Certificate.

Escambia County also received the GFOA's Distinguished Budget Presentation Award for its Annual Budget Document for fiscal year beginning October 1, 2023. This is the 28th consecutive year that Escambia County has received this award. In order to qualify for the Distinguished Budget Presentation Award, the government's budget document had to be judged proficient as a policy document, a financial plan, an operations guide, and a communication device.

The preparation of this annual comprehensive financial report would not have been possible without the skill, effort, and dedication of the entire financial staff of the Clerk of the Circuit Court and Comptroller. I would like to express my appreciation to the Financial Reporting and Audit Department: Sharon Harrell, Finance Director; Hannah Aviles, Manager; Beth Parker, Kara Cowen, Harold Coats, Ashley Dodds, Jenn Gibson, and Jessica Reid. I also wish to thank all government departments for their assistance in providing the data necessary to prepare this report.

Respectfully submitted,

Pam Childers

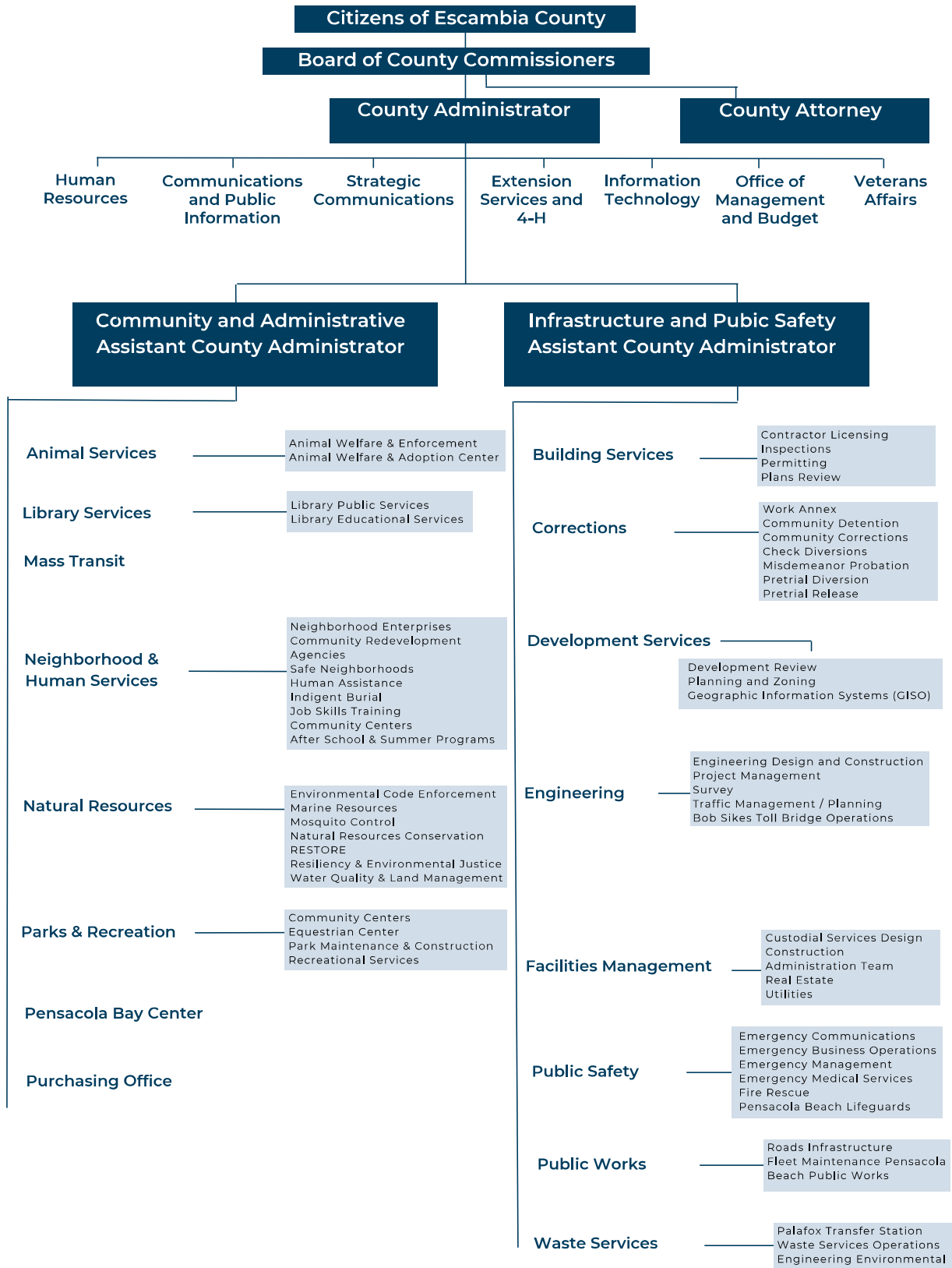
Pam Childers

Honorable Pam Childers
Clerk of the Circuit Court & Comptroller



Escambia County Board of County Commissioners

Organizational Chart



Financial Section

Independent Auditors' Report

Management's Discussion and Analysis

Basic Financial Statements

Required Supplementary Information

Other Supplementary Information



INDEPENDENT AUDITORS' REPORT

The Honorable Board of County Commissioners
Escambia County, Florida

Opinions

We have audited the accompanying financial statements of the governmental activities, the business-type activities, each major fund, and the aggregate remaining fund information of Escambia County, Florida, (hereinafter referred to as "County") as of and for the year ended September 30, 2024, and the related notes to the financial statements, which collectively comprise the County's basic financial statements as listed in the table of contents.

In our opinion, based on our audit and the report of the other auditors, the financial statements referred to above present fairly, in all material respects, the respective financial position of the governmental activities, the business-type activities, the discretely presented component unit, each major fund, and the aggregate remaining fund information of the County, as of September 30, 2024, and the respective changes in financial position, and where applicable, cash flows thereof, for the year then ended in accordance with accounting principles generally accepted in the United States of America.

We did not audit the financial statements of the Santa Rosa Island Authority, the discretely presented component unit, which is both a major fund and represents 100 percent, 100 percent, and 100 percent, respectively, of the assets, net position, and revenues of the discretely presented component unit as of September 30, 2024. Those statements were audited by other auditors whose report has been furnished to us, and our opinion, insofar as it relates to the amounts included for the Santa Rosa Island Authority, is based solely on the report of the other auditors.

Basis for Opinions

We conducted our audit in accordance with auditing standards generally accepted in the United States of America and the standards applicable to the financial audits contained in *Government Auditing Standards*, issued by the Comptroller General of the United States. Our responsibilities under those standards are further described in the Auditors' Responsibilities for the Audit of the Financial Statements section of our report. We are required to be independent of the County and to meet our other ethical responsibilities, in accordance with the relevant ethical requirements relating to our audit. We believe that the audit evidence we have obtained is sufficient and appropriate to provide a basis for our audit opinions.

Responsibilities of Management for the Financial Statements

Management is responsible for the preparation and fair presentation of the financial statements in accordance with accounting principles generally accepted in the United States of America, and for the design, implementation, and maintenance of internal control relevant to the preparation and fair presentation of financial statements that are free from material misstatement, whether due to fraud or error.

In preparing the financial statements, management is required to evaluate whether there are conditions or events, considered in the aggregate, that raise substantial doubt about the County's ability to continue as a going concern for twelve months beyond the financial statement date, including any currently known information that may raise substantial doubt shortly thereafter.

Auditors' Responsibilities for the Audit of the Financial Statements

Our objectives are to obtain reasonable assurance about whether the financial statements as a whole are free from material misstatement, whether due to fraud or error, and to issue an auditors' report that includes our opinions. Reasonable assurance is a high level of assurance but is not absolute assurance and therefore is not a guarantee that an audit conducted in accordance with generally accepted auditing standards and *Government Auditing Standards* will always detect a material misstatement when it exists.

The risk of not detecting a material misstatement resulting from fraud is higher than for one resulting from error, as fraud may involve collusion, forgery, intentional omissions, misrepresentations, or the override of internal control. Misstatements are considered material if there is a substantial likelihood that, individually or in the aggregate, they would influence the judgment made by a reasonable user based on the financial statements.

In performing an audit in accordance with generally accepted auditing standards and *Government Auditing Standards*, we:

- Exercise professional judgement and maintain professional skepticism throughout the audit.
- Identify and assess the risks of material misstatement of the financial statements, whether due to fraud or error, and design and perform audit procedures responsive to those risks. Such procedures include examining, on a test basis, evidence regarding the amounts and disclosures in the financial statements.
- Obtain an understanding of internal control relevant to the audit in order to design audit procedures that are appropriate in the circumstances, but not for the purpose of expressing an opinion on the effectiveness of the County's internal control. Accordingly, no such opinion is expressed.
- Evaluate the appropriateness of accounting policies used and the reasonableness of significant accounting estimates made by management, as well as evaluate the overall presentation of the financial statements.
- Conclude whether, in our judgment, there are conditions or events, considered in the aggregate, that raise substantial doubt about the County's ability to continue as a going concern for a reasonable period of time.

We are required to communicate with those charged with governance regarding, among other matters, the planned scope and timing of the audit, significant audit findings, and certain internal control-related matters that we identified during the audit.

Required Supplementary Information

Accounting principles generally accepted in the United States of America require that the management's discussion and analysis, schedule of the County's proportionate share of the net pension liability, the schedule of the County's contributions, schedule of changes in the County's total OPEB liability and related ratios, and budgetary comparison schedules for the General Fund, COVID Escambia Fund, Disaster Recovery Fund, as listed in the table of contents, be presented to supplement the basic financial statements. Such information is the responsibility of management and, although not a part of the basic financial statements, is required by the Governmental Accounting Standards Board who considers it to be an essential part of financial reporting for placing the basic financial statements in an appropriate operational, economic, or historical context.

We and other auditors have applied certain limited procedures to the required supplementary information in accordance with auditing standards generally accepted in the United States of America, which consisted of inquiries of management about the methods of preparing the information and comparing the information for consistency with management's responses to our inquiries, the basic financial statements, and other knowledge we obtained during our audit of the basic financial statements. We do not express an opinion or provide any assurance on the information because the limited procedures do not provide us with sufficient evidence to express an opinion or provide any assurance.

Supplementary Information

Our audit was conducted for the purpose of forming opinions on the financial statements that collectively comprise the County's basic financial statements. The combining and individual fund financial statements and individual budgetary schedules are presented for purposes of additional analysis and are not a required part of the basic financial statements. Such information is the responsibility of management and was derived from and relates directly to the underlying accounting and other records used to prepare the basic financial statements. The information has been subjected to the auditing procedures applied in the audit of the basic financial statements and certain additional procedures, including comparing and reconciling such information directly to the underlying accounting and other records used to prepare the basic financial statements or to the basic financial statements themselves, and other additional procedures in accordance with auditing standards generally accepted in the United States of America by us and other auditors. In our opinion, based on our audit and the report of the other auditors, the combining and individual nonmajor fund financial statements are fairly stated, in all material respects, in relation to the basic financial statements as a whole.

Other Information

Management is responsible for the other information included in the annual report. The other information comprises the introductory and statistical sections but does not include the basic financial statements and our auditors' report thereon. Our opinions on the basic financial statements do not cover the other information, and we do not express an opinion or any form of assurance thereon.

In connection with our audit of the basic financial statements, our responsibility is to read the other information and consider whether a material inconsistency exists between the other information and the basic financial statements, or the other information otherwise appears to be materially misstated. If, based on the work performed, we conclude that an uncorrected material misstatement of the other information exists, we are required to describe it in our report.

Other Reporting Required by *Government Auditing Standards*

In accordance with *Government Auditing Standards*, we have also issued our report dated February 12, 2025 on our consideration of the County's internal control over financial reporting and on our tests of its compliance with certain provisions of laws, regulations, contracts, and grant agreements and other matters. The purpose of that report is to describe the scope of our testing of internal control over financial reporting and compliance and the results of that testing, and not to provide an opinion on the internal control over financial reporting or on compliance. That report is an integral part of an audit performed in accordance with *Government Auditing Standards* in considering the County's internal control over financial reporting and compliance.

Warren Averett, LLC

Pensacola, Florida
February 12, 2025

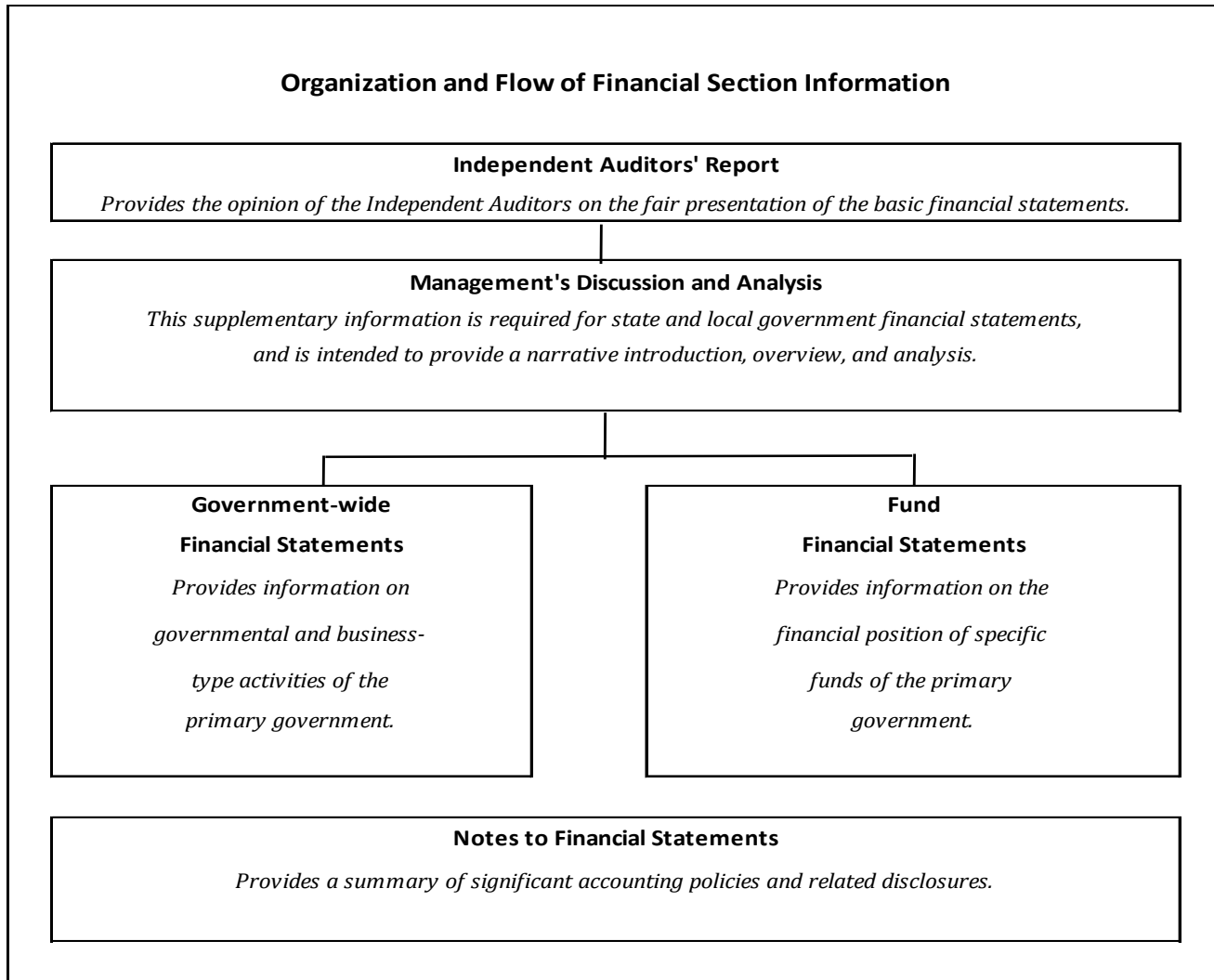
This Management's Discussion and Analysis ("MD&A") presents the readers of the financial statements a narrative overview of the financial activities of Escambia County, Florida (the "County") for the fiscal year ended September 30, 2024. We encourage readers to consider the information presented here in conjunction with additional information that has been furnished in the Letter of Transmittal, which can be found in the introductory section of this report.

Financial Highlights

- The assets and deferred outflows of resources of the County exceeded its liabilities and deferred inflows at the close of the most recent fiscal year by \$982,592,925 (net position). Of this amount, (\$94,161,030) represents unrestricted deficit net position.
- The County's total net position increased by \$98,699,172, governmental activities increased by \$85,823,025, and business-type activities increased by \$12,876,147.
- At the close of the current fiscal year, the County's governmental funds reported combined ending fund balances of \$361,890,411, a decrease of \$1,804,387 in comparison with the prior year.
- At the end of the current fiscal year, unassigned fund balance available for spending at the government's discretion for the General Fund was \$41,383,377, or 14.8% of total general fund expenditures and transfers out.
- At the end of the current fiscal year, unrestricted fund balance (the total of the committed, assigned, and unassigned components of fund balance) for the General Fund was \$74,041,521, or approximately 26.4% of total general fund expenditures and transfers out.
- Governmental funds revenues increased \$44,533,977 or 8.6% from the prior fiscal year primarily due to increases in Ad Valorem Tax revenue, Tourist Development Tax revenue, and Local Option Sales Tax revenue.
- At the end of the current fiscal year, the net pension liability decreased \$5,448,320 for governmental funds and \$554,603 for business-type activities for an ending net pension liability of \$266,678,092, an approximate decrease of 2.2% from the prior fiscal year end. These liabilities are actuarially determined and provided by the State of Florida Retirement System (FRS). The change in the actuarial liability primarily relates to the market performance of investments for outpacing projected investment growth. The County's actual contributions to FRS are located in the required supplementary information.

Overview of the Financial Statements

This discussion and analysis is intended to serve as an introduction to the County's basic financial statements. The County's basic financial statements consist of three components: 1) government-wide financial statements, 2) fund financial statements, and 3) notes to the financial statements. This report also includes supplementary information intended to furnish additional detail to support the basic financial statements themselves.



Government-wide financial statements

The *government-wide financial statements*, which consist of the following two statements, are designed to provide readers with a broad overview of the County’s finances, in a manner similar to a private-sector business.

The *statement of net position* presents financial information on all of the County’s assets, liabilities and deferred inflows/outflows of resources, with the difference reported as *net position*. Over time, increases or decreases in net position may serve as a useful indicator of whether the financial position of the County is improving or deteriorating. Additionally, nonfinancial factors, such as a change in the County’s property tax base or the condition of County facilities and infrastructure, should be considered to assess the overall health of the County.

The *statement of activities* presents information showing how the government’s net position changed during the most recent fiscal year. All changes in net position are reported as soon as the underlying event giving rise to the change occurs, *regardless of the timing of related cash flows*. Thus, revenues and expenses are reported in this statement for some items that will only result in cash flows in future fiscal periods (e.g., uncollected taxes and earned but unused vacation leave).

Both of these government-wide financial statements distinguish functions of the County that are principally supported by taxes and intergovernmental revenues (*governmental activities*) from other functions that are intended to recover all or a significant portion of their costs through user fees and charges (*business-type activities*). The governmental activities of the County include general government, public safety, physical environment, transportation, economic environment, human services, culture/recreation, and court related activities. The business-type activities of the County include solid waste disposal/landfill operations, emergency medical/ambulance services, building inspections, and the Pensacola Bay Center (Bay Center).

The government-wide financial statements include not only the County itself (known as the primary government) but also the legally separate entity of the Santa Rosa Island Authority (SRIA) for which the County is financially accountable and has a financial benefit/burden relationship. This entity is known as a "component unit". Financial information for this component unit is reported separately from the financial information presented for the primary government itself. The County's component unit will not be addressed in this MD&A.

Fund financial statements

A *fund* is a grouping of related accounts used to maintain control over resources that have been segregated for specific activities or objectives. The County uses fund accounting to ensure and demonstrate compliance with finance-related legal requirements. All of the funds of the County can be divided into three categories: governmental funds, proprietary funds, and fiduciary funds.

Governmental funds are used to account for essentially the same functions reported as *governmental activities* in the government-wide financial statements. However, unlike the government-wide financial statements, governmental fund financial statements focus on *near-term inflows and outflows of spendable resources*, as well as on *balances of spendable resources* available at the end of the fiscal year. Such information may be useful in evaluating a government's near-term financing requirements.

Because the focus of governmental funds is narrower than that of the government-wide financial statements, it is useful to compare the information presented for *governmental funds* with similar information presented for *governmental activities* in the government-wide financial statements. By doing so, readers may better understand the long-term impact of the government's near-term financing decisions. Both the governmental fund balance sheet and the governmental fund statement of revenues, expenditures, and changes in fund balances provide a reconciliation to facilitate this comparison between *governmental funds* and *governmental activities*.

The County maintains dozens of individual governmental funds. Information is presented separately in the governmental fund balance sheet and in the governmental fund statement of revenues, expenditures, and changes in fund balances for the General Fund, Disaster Recovery Fund, Covid Escambia Fund, and Local Option Sales Tax (LOST) Capital Projects Fund, which are considered to be major funds. Data from the other governmental funds are combined into a single aggregated presentation. Individual fund data for each of these non-major governmental funds is provided in the form of *combining statements* in the other supplementary information section of this report.

The County maintains two different types of *proprietary funds*. *Enterprise funds* are used to report the same functions presented as *business-type activities* in the government-wide financial statements. The County uses enterprise funds to account for the fiscal activities relating to solid waste disposal/landfill operations, emergency medical/ambulance services, building inspections, and the Bay Center. *Internal service funds* are an accounting device used to accumulate and allocate costs internally among the County's various functions. The County uses the internal service fund to account for fleet and fuel activities, insurance activities, and for certain costs related to the Clerk of Circuit Court and Comptroller's compensated absences policy. Because these services predominantly benefit governmental rather than business-type functions, they have been included within *governmental activities* in the government-wide financial statements.

Proprietary funds provide the same type of information as the government-wide financial statements, only in more detail. The proprietary fund financial statements provide separate information for the Solid Waste and Emergency

Medical Service (EMS) funds, which are considered to be major funds of the County. Non-major funds include the Inspection and Bay Center funds, which are combined into a single, aggregated presentation in the proprietary fund financial statements. Individual fund data for each of these non-major enterprise funds are provided in the form of combining statements in the other supplementary information section of this report. Internal service funds are combined into a single, aggregated presentation in the proprietary fund financial statements. Individual fund data for internal service funds are also provided in the form of combining statements in the other supplementary information section of this report.

Fiduciary funds are used to account for resources held for the benefit of parties outside the government. Fiduciary funds are not reflected in the government-wide financial statements because the resources of those funds are not available to support the County's own programs. The accounting used for fiduciary funds is similar to proprietary funds. The County only has custodial funds.

Notes to the financial statements

The notes provide additional information that is essential to a full understanding of the data provided in the government-wide and fund financial statements.

Other information

In addition to the basic financial statements and accompanying notes, *required supplementary information* is presented concerning the County's changes in total OPEB liability and related ratios for providing other post employment benefits (OPEB) to its employees; the County's proportionate share of the net pension liability and contributions for employee participation in the Florida Retirement System pension plan and health insurance subsidy program; and the budgetary comparison schedules for the General Fund and major special revenue funds to demonstrate budgetary compliance. The County adopts an annual appropriated budget for its general, special revenue, debt service, and capital projects funds. Due to the nature of the Disaster Recovery Fund, the original budget is generally adopted with an appropriation of zero.

The *other supplementary information* section contains the combining statements referred to earlier in connection with nonmajor governmental funds, proprietary and internal service funds, and fiduciary funds, along with budgetary comparison schedules for the County's major capital project fund, LOST, and for all nonmajor governmental funds.

Government-wide Financial Analysis

Net position over time may serve as a useful indicator of a government's financial position. For the County, assets and deferred outflows of resources exceeded liabilities and deferred inflows by \$982,592,925 at the close of the most recent fiscal year.

At the end of fiscal year 2024, the County is able to report positive balances in restricted categories of net position, for the government as a whole, as well as for its separate governmental and business-type activities. Negative unrestricted net position was reported for governmental activities. The same situation held true for the prior fiscal year.

The County's restricted net position represents resources that are subject to external restrictions on how they may be used. The County's restricted net position is primarily for capital projects and other special revenue purposes. The largest portion of the County's net position reflects its investment in capital assets (e.g., land, buildings, and equipment); less any related outstanding debt used to acquire those assets. The County uses these capital assets to provide services to citizens; consequently, these assets are *not* available for future spending. Although the County's investment in its capital assets is reported net of related debt, it should be noted that the resources needed to repay this debt must be provided from other sources, since the capital assets themselves cannot be

ESCAMBIA COUNTY, FLORIDA
MANAGEMENT'S DISCUSSION AND ANALYSIS, Continued
September 30, 2024

used to liquidate these liabilities. The remaining balance (\$94,161,030) is unrestricted net position. Unrestricted net position is primarily negative due to the effect of the recognition of the net pension liability in accordance with GASB 68.

Escambia County, Florida
Net Position

	Governmental Activities		Business-type Activities		Total	
	2024	2023	2024	2023	2024	2023
Current and Other Assets	\$ 484,120,227	\$ 498,384,314	\$ 108,961,880	\$ 97,333,378	\$ 593,082,107	\$ 595,717,692
Capital Assets (Net)	871,635,063	800,591,876	74,698,215	70,579,937	946,333,278	871,171,813
Total Assets	<u>1,355,755,290</u>	<u>1,298,976,190</u>	<u>183,660,095</u>	<u>167,913,315</u>	<u>1,539,415,385</u>	<u>1,466,889,505</u>
Total Deferred Outflow of Resources	70,820,008	65,363,801	6,141,831	5,510,388	76,961,839	70,874,189
Current and Other Liabilities	82,386,219	100,954,002	6,461,586	6,444,707	88,847,805	107,398,709
Long-term Liabilities	439,285,135	458,373,918	64,373,553	62,334,099	503,658,688	520,708,017
Total Liabilities	<u>521,671,354</u>	<u>559,327,920</u>	<u>70,835,139</u>	<u>68,778,806</u>	<u>592,506,493</u>	<u>628,106,726</u>
Total Deferred Inflow of Resources	39,096,242	25,027,394	2,181,564	735,821	41,277,806	25,763,215
Net Position:						
Net Investment in Capital Assets	730,599,312	653,391,086	63,912,433	62,175,408	794,511,745	715,566,494
Restricted	282,242,210	280,320,854	-	-	282,242,210	280,320,854
Unrestricted	(147,033,820)	(153,727,263)	52,872,790	41,733,668	(94,161,030)	(111,993,595)
Total Net Position	<u>\$ 865,807,702</u>	<u>\$ 779,984,677</u>	<u>\$ 116,785,223</u>	<u>\$ 103,909,076</u>	<u>\$ 982,592,925</u>	<u>\$ 883,893,753</u>

The County's total net position increased \$98,699,172 from the prior year. Key reasons for the overall increase are presented in the following pages for governmental and business-type activities.

ESCAMBIA COUNTY, FLORIDA
MANAGEMENT'S DISCUSSION AND ANALYSIS, Continued
September 30, 2024

	Governmental Activities		Business-type Activities		Total	
	2024	2023	2024	2023	2024	2023
REVENUES						
Program Revenues:						
Charges for Services	\$ 103,900,141	\$ 96,478,155	\$ 55,970,080	\$ 52,381,005	\$ 159,870,221	\$ 148,859,160
Operating Grants and Contributions	46,533,055	32,357,687	-	-	46,533,055	32,357,687
Capital Grants and Contributions	19,755,584	24,725,844	2,628,937	654,528	22,384,521	25,380,372
General Revenues:						
Property Taxes	202,044,444	175,987,746	-	-	202,044,444	175,987,746
Other Taxes	151,294,904	150,932,959	-	-	151,294,904	150,932,959
Other	45,470,825	42,915,252	5,173,466	3,698,569	50,644,291	46,613,821
Total Revenues	568,998,953	523,397,643	63,772,483	56,734,102	632,771,436	580,131,745
EXPENSES						
General Government	122,726,712	109,556,162	-	-	122,726,712	109,556,162
Public Safety	221,820,692	238,576,851	-	-	221,820,692	238,576,851
Physical Environment	5,821,093	7,789,948	-	-	5,821,093	7,789,948
Transportation	61,835,763	62,259,304	-	-	61,835,763	62,259,304
Economic Environment	23,893,641	32,694,250	-	-	23,893,641	32,694,250
Human Services	8,203,106	6,203,050	-	-	8,203,106	6,203,050
Culture/Recreation	15,448,298	13,799,022	-	-	15,448,298	13,799,022
Court-Related	15,496,575	16,523,505	-	-	15,496,575	16,523,505
Interest on Long-term Debt	5,212,764	5,460,079	-	-	5,212,764	5,460,079
Solid Waste	-	-	16,128,125	22,275,406	16,128,125	22,275,406
Emergency Management Services	-	-	23,536,130	23,170,696	23,536,130	23,170,696
Inspection Fund	-	-	4,585,023	3,940,003	4,585,023	3,940,003
Bay Center	-	-	9,364,342	9,020,721	9,364,342	9,020,721
Total Expenses	480,458,644	492,862,171	53,613,620	58,406,826	534,072,264	551,268,997
Excess (Deficiency) Before Transfers	88,540,309	30,535,472	10,158,863	(1,672,724)	98,699,172	28,862,748
Transfers	(2,717,284)	(174,166)	2,717,284	174,166	-	-
Change in Net Position	85,823,025	30,361,306	12,876,147	(1,498,558)	98,699,172	28,862,748
Beginning Net Position	779,984,677	749,623,371	103,909,076	105,407,634	883,893,753	855,031,005
Ending Net Position	<u>\$ 865,807,702</u>	<u>\$ 779,984,677</u>	<u>\$116,785,223</u>	<u>\$ 103,909,076</u>	<u>\$ 982,592,925</u>	<u>\$ 883,893,753</u>

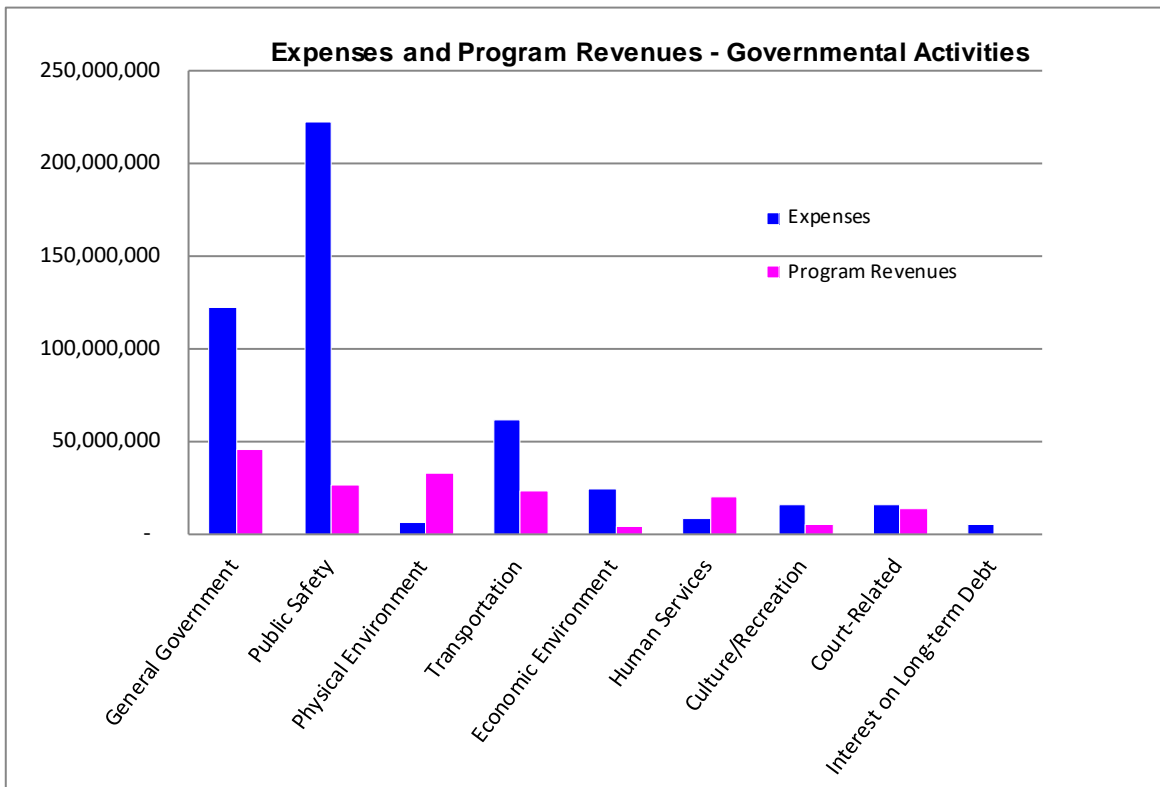
Governmental Activities

Governmental activities increased the County's net position by \$85,823,025 from the prior fiscal year for an ending balance of \$865,807,702. Although millage rates remained the same, property tax revenue increased due to rising taxable assessed values. Tourist Development Tax and Local Optional Sales Tax revenues also increased. Program revenue increased in charges for services and operating grants and contributions from prior year. Charges for services had a \$7 million increase in the current year. This was mainly attributed to an increase in funds received from the Local Provider Participation Fund. Operating grants and contributions increased \$14 million primarily due to increases in Coronavirus State and Local Fiscal Recovery Funds (SLFRF), which was established by the American Rescue Plan Act (ARPA). Capital grants and contributions decreased \$5 million primarily due to Bristol Creek project expenditures reimbursed in prior year.

ESCAMBIA COUNTY, FLORIDA
MANAGEMENT'S DISCUSSION AND ANALYSIS, Continued
 September 30, 2024

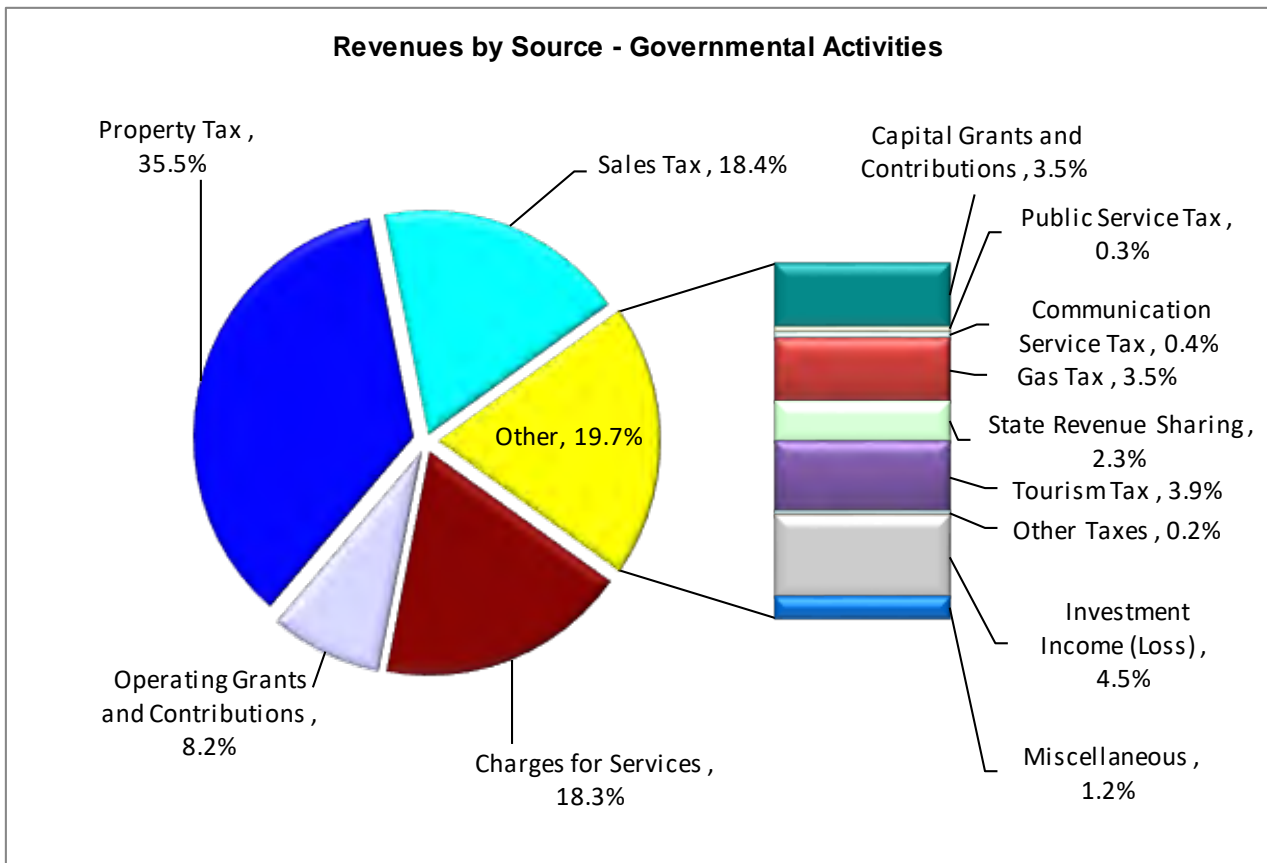
Expenses and Program Revenues – Governmental

<u>Functions/Programs</u>	<u>Expenses</u>	<u>% of Total</u>	<u>Program Revenues</u>	<u>% of Total</u>	<u>Net (Expense) Revenue</u>
General Government	\$ 122,726,712	25.5%	\$ 45,666,075	26.8%	\$ (77,060,637)
Public Safety	221,820,692	46.2%	26,912,414	15.8%	(194,908,278)
Physical Environment	5,821,093	1.2%	32,462,791	19.1%	26,641,698
Transportation	61,835,763	12.9%	23,024,247	13.5%	(38,811,516)
Economic Environment	23,893,641	5.0%	4,105,112	2.4%	(19,788,529)
Human Services	8,203,106	1.7%	19,958,769	11.7%	11,755,663
Culture/Recreation	15,448,298	3.2%	4,883,229	2.9%	(10,565,069)
Court-Related	15,496,575	3.2%	13,176,143	7.7%	(2,320,432)
Interest on Long-term Debt	5,212,764	1.1%	-	-	(5,212,764)
	<u>\$ 480,458,644</u>	<u>100.0%</u>	<u>\$ 170,188,780</u>	<u>100.0%</u>	<u>\$ (310,269,864)</u>



Revenue by Source – Governmental Activities

<u>Description</u>	<u>Revenues</u>	<u>% of Total</u>
Charges for Services	\$ 103,900,141	18.3%
Operating Grants & Contributions	46,533,055	8.2%
Capital Grants & Contributions	19,755,584	3.5%
Property Tax	202,044,444	35.5%
Sales Tax	104,489,921	18.4%
Public Service Tax	1,663,904	0.3%
Communication Service Tax	2,096,511	0.4%
Gas Tax	19,842,061	3.5%
State Revenue Sharing	13,095,679	2.3%
Tourist Development Tax	22,014,490	3.9%
Other Taxes	1,188,017	0.2%
Intergovernmental Revenues	127,190	0.0%
Investment Income (Loss)	25,631,950	4.5%
Miscellaneous	6,616,006	1.2%
	<u>\$ 568,998,953</u>	<u>100.0%</u>



Business-type Activities

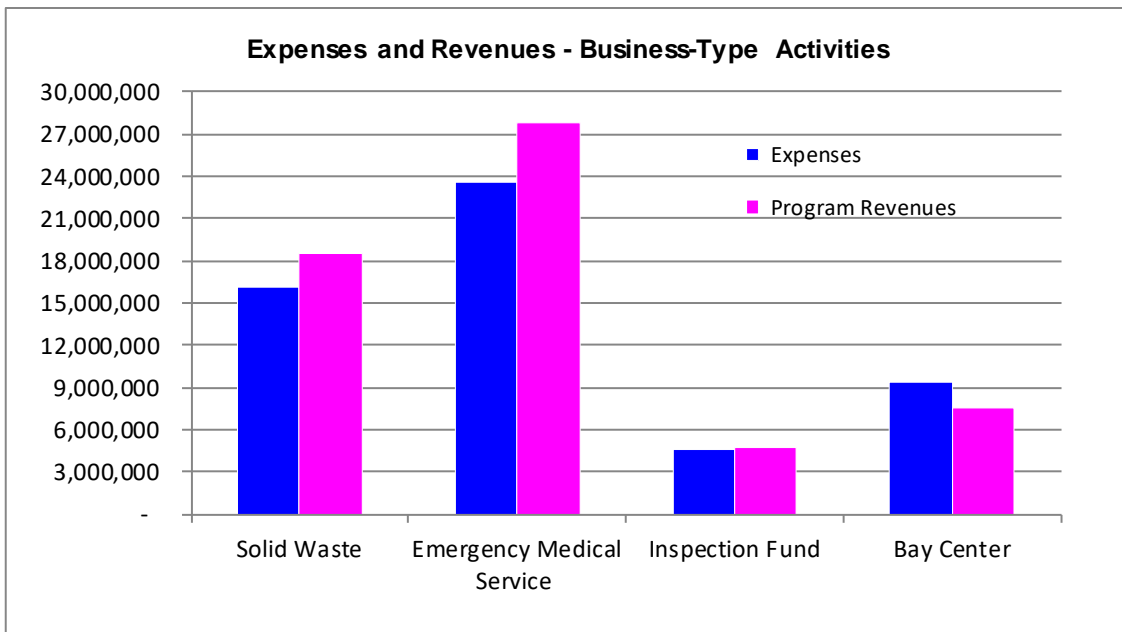
Business-type activities increased the County's net position by \$12,876,147, a 12.39% increase from the prior fiscal year, for an ending balance of \$116,785,223. Charges for services contributed 87.8% of the total program revenues for the County's business-type activities. Solid Waste revenues exceeded expenses for the year. This is primarily due to a decrease in expenses for post closure liability of the Perdido Landfill compared to the previous year. Emergency Medical Services charges for services increased approximately \$4.7 million from the previous year. This is due to the increase in inter-facility transportation of patients between freestanding emergency rooms to the primary hospitals. There was also an increase in capital grants and contributions for purchasing more ambulance units that were reimbursed by ARPA funds. The Inspection Fund revenues exceeded expenses for the year, resulting in an increase in net position even though there was a reduction of permits issued for building and electrical work. The Bay Center expenses exceeded program revenues, and operations were subsidized by a transfer from the Tourist Promotion Fund.

ESCAMBIA COUNTY, FLORIDA
MANAGEMENT'S DISCUSSION AND ANALYSIS, Continued
 September 30, 2024

<u>Functions/Programs</u>	<u>Expenses</u>	<u>% of Total</u>	<u>Program Revenues</u>	<u>% of Total</u>	<u>Net (Expense) Revenue</u>
Solid Waste	\$ 16,128,125	30.1%	\$ 18,523,421	31.6%	\$ 2,395,296
Emergency Medical Service	23,536,130	43.9%	27,808,850	47.5%	4,272,720
Inspection Fund	4,585,023	8.6%	4,770,212	8.1%	185,189
Bay Center	<u>9,364,342</u>	<u>17.5%</u>	<u>7,496,534</u>	<u>12.8%</u>	<u>(1,867,808)</u>
	<u>\$ 53,613,620</u>	<u>100.0%</u>	<u>\$ 58,599,017</u>	<u>100.0%</u>	<u>\$ 4,985,397</u>

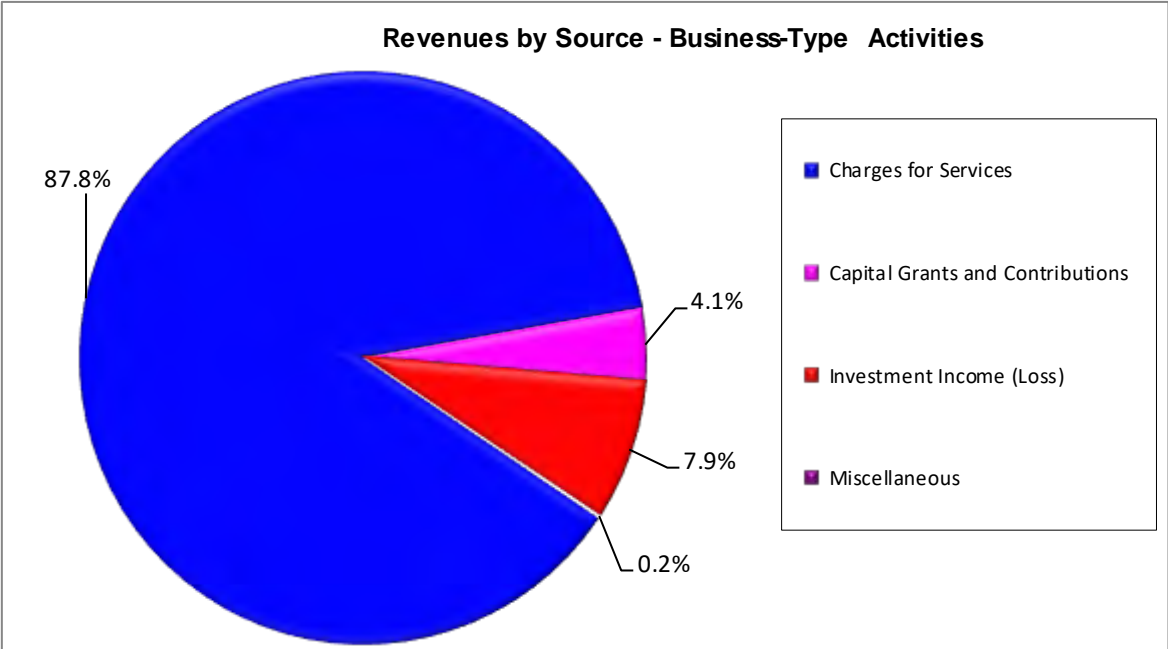
% Revenue over Expenses

Solid Waste	14.9%
Emergency Medical Service	18.2%
Inspection Fund	4.0%
Bay Center	-19.9%



Revenues by Source – Business-type Activities

<u>Description</u>	<u>Revenues</u>	<u>% of Total</u>
Charges for Services	\$ 55,970,080	87.8%
Capital Grants and Contributions	2,628,937	4.1%
Investment Income (Loss)	5,037,987	7.9%
Miscellaneous	135,479	0.2%
	<u>\$ 63,772,483</u>	<u>100.0%</u>



Financial Analysis of the County's Funds

As noted earlier, the County uses fund accounting to ensure and demonstrate compliance with finance-related legal requirements.

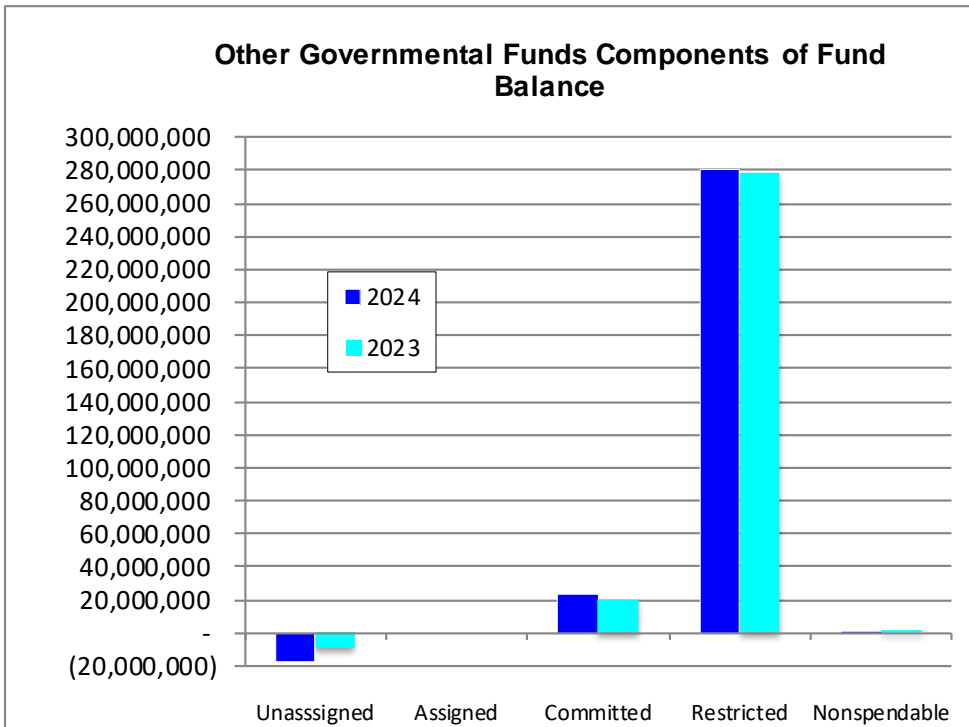
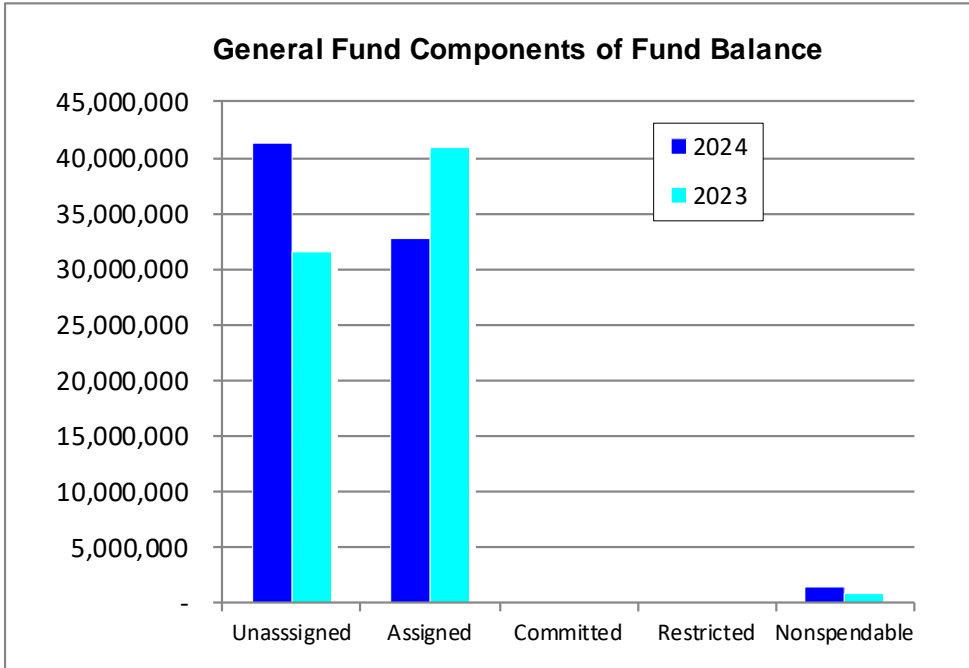
Governmental funds

The focus of the County's governmental funds is to provide information on near-term inflows, outflows, and balances of *spendable resources*. Such information is useful in assessing the County's financing requirements. In particular, *unassigned fund balance* may serve as a useful measure of a government's net resources available for discretionary use as they represent the portion of fund balance which has not been limited to use for a particular purpose by either an external party, the County itself, or a group or individual that has been delegated authority to assign resources for use for particular purposes by the County's Board of County Commissioners.

At the end of fiscal year 2024, the County's governmental funds reported combined fund balances of \$361,890,411, a decrease of \$1,804,387 in comparison with the prior year. Approximately 7% of this amount, \$23,612,881, constitutes *unassigned fund balance*. This decrease is primarily due to negative changes in fund balance in the Local Option Sales Tax Fund of \$11.6 million, and the increase of Transfers in to non-major special revenue funds. The remainder of the fund balance is either nonspendable, restricted, committed, or assigned. *Restricted* fund balances of \$280,795,765 represent amounts that can only be spent for specific purposes as stipulated by external resource providers either constitutionally or through enabling legislation such as Florida Statutes, laws and regulations, or grantors. *Committed fund balances* of \$22,758,633 represent amounts committed by County ordinance, whereas *assigned fund balances* of \$32,658,144 consists of funds budgeted in the subsequent year to balance the 2024 budget. *Nonspendable fund balances* are not available for spending because they are not in spendable form, or are legally required to be maintained intact. The ending *nonspendable fund balances* consists of \$2,064,988 for inventories and prepaids.

The General Fund is the chief operating fund of the County. At the end of the current fiscal year, unassigned fund balance of the General Fund was \$41,383,377 while total fund balance increased to \$75,400,354. As a measure of the General Fund's liquidity, it may be useful to compare both unassigned fund balance and total fund balance to total fund expenditures. Unassigned fund balance represents 16% of the total General Fund expenditures, while total fund balance represents 29.1% of that same amount.

The following graphs represent the components of fund balance in the General Fund, and the components of fund balance in the other governmental funds:

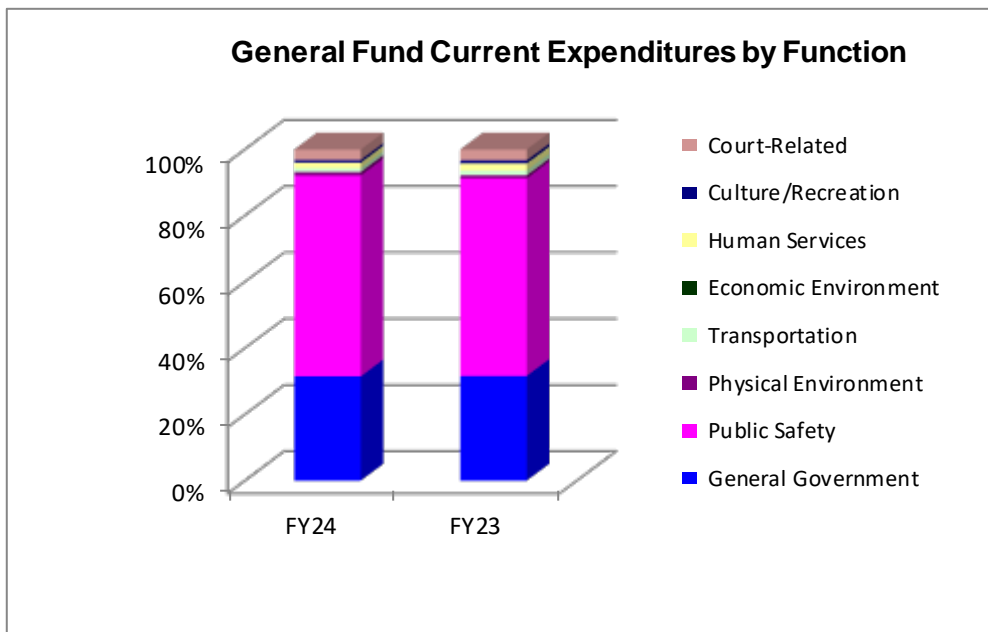


The increase in fund balance of the County's General Fund was \$1,942,758 during the current fiscal year. This is a change of \$6,801,575 when compared to the prior year decrease.

Key factors affecting this are as follows:

- The overall increase in revenues and transfers in over fiscal year 2023 were primarily attributable to increases in property tax revenues due to higher certified property values, and increases in sales/fuel taxes and state revenue sharing.
- There was an overall increase in expenditures over fiscal year 2023. The majority of the increase was for personnel services in General Government and Public Safety. There was a county wide increase effective the beginning of fiscal year 2024. Public Safety personnel expenditures increased \$11 million over the prior year. This is due to an increase for all members of the Police Benevolent Association, as a result of union negotiations. General government operating expenditures increased primarily due to increase of insurance, legal fees, and tax incremental financing payments to the City of Pensacola.

The following graph displays the General Fund's current expenditures by function for FY24 and FY23 (it does not include debt service or other financing uses).



The Disaster Recovery Fund was established to account for the costs and related funding assistance from state and federal sources for hurricane or other major disaster events. The fund deficit of \$14,875,641 is the result of costs incurred without reimbursements from FEMA for damage repairs resulting from Hurricane Sally and for the April 2014 Flood. We are waiting on additional FEMA reimbursements to resolve the deficit. An advance from the LOST Fund provided the initial resources to pay for these costs and the advance will be paid off as reimbursements are received. In 2024, the County collected approximately \$966,859 from federal sources.

The Covid Escambia Fund was established to account for the costs and related funding assistance from federal sources collected and disbursed pursuant to the American Recovery Plan Act of 2021 in response to the COVID-19 Pandemic. The County recorded \$17.7 million in revenue in 2024 and has \$35 million remaining in unearned revenue related to grants received in the prior years. The county intends to complete more projects in fiscal year 2025.

The Local Option Sales Tax Fund's primary revenue is a 1% local option sales tax imposed by Escambia County, which was restricted by voter referendum primarily for capital projects and public safety expenditures. At the end of the current fiscal year, the restricted fund balance was \$166,495,534 or 174% of the fund's total expenditures and transfers out. Intergovernmental revenues decreased \$1.3 million, driven by less capital grant reimbursements; fund balance decreased by \$11,697,577. Capital expenditures increased \$20,070,820 or 33.1%

over the prior year for infrastructure, transportation, and drainage projects. Even though the revenue source is stable and predictable, the planning, budgeting, and execution of large projects results in variances from year to year in the amount of actual expenditure for projects.

Proprietary funds

The County's proprietary funds provide the same type of information found in the government-wide financial statements, but in more detail. The Solid Waste and the Emergency Medical Service Funds are reported as major enterprise funds. The Inspection and Bay Center Funds are reported as non-major enterprise funds. As previously discussed, the internal service fund is combined with governmental funds to arrive at governmental activities.

Unrestricted net position of proprietary funds at the end of the year amounted to:

	Unrestricted Net Position	
	<u>2024</u>	<u>2023</u>
Solid Waste	\$ 35,955,094	\$ 33,164,045
Emergency Medical Service	(374,897)	(4,124,490)
Inspection	11,492,364	10,752,094
Bay Center	5,800,229	1,942,019
	<u>\$ 52,872,790</u>	<u>\$ 41,733,668</u>

Unrestricted net position for proprietary funds increased \$11,139,122, which is a 26.7% increase from the prior fiscal year. The total change in net position for proprietary funds for the Solid Waste, Emergency Medical Services, Inspection, and Bay Center funds was \$4,883,072, \$3,803,398, \$1,060,408, and \$3,129,269, respectively. Solid Waste increase was primarily due to a decrease in expenditures, as the majority of construction costs for the Section V Cell 1B at Perdido Landfill were made in prior year. Emergency Medical Services reported increased revenues due to the increase in inter-facility transportation of patients between freestanding emergency rooms to the primary hospitals and a decrease in pension expense for personnel of approximately \$2 million compared to prior year.

General Fund Budgetary Highlights

The General Fund's original budget was increased by \$8,536,828 to arrive at the final amended budget for expenditures and transfers out. During the year, there was a need to make an amendment to reallocate appropriations among departments when the prior year fund balances were finalized and purchase commitments were approved for re-budgeting. Generally, the movement between departments was not significant. The largest changes were within the general government and human services due to delayed budgeting of unrestricted fund balance, primarily derived from reimbursements of prior year CARES Act expenditures. The changes within functions are summarized in the following table.

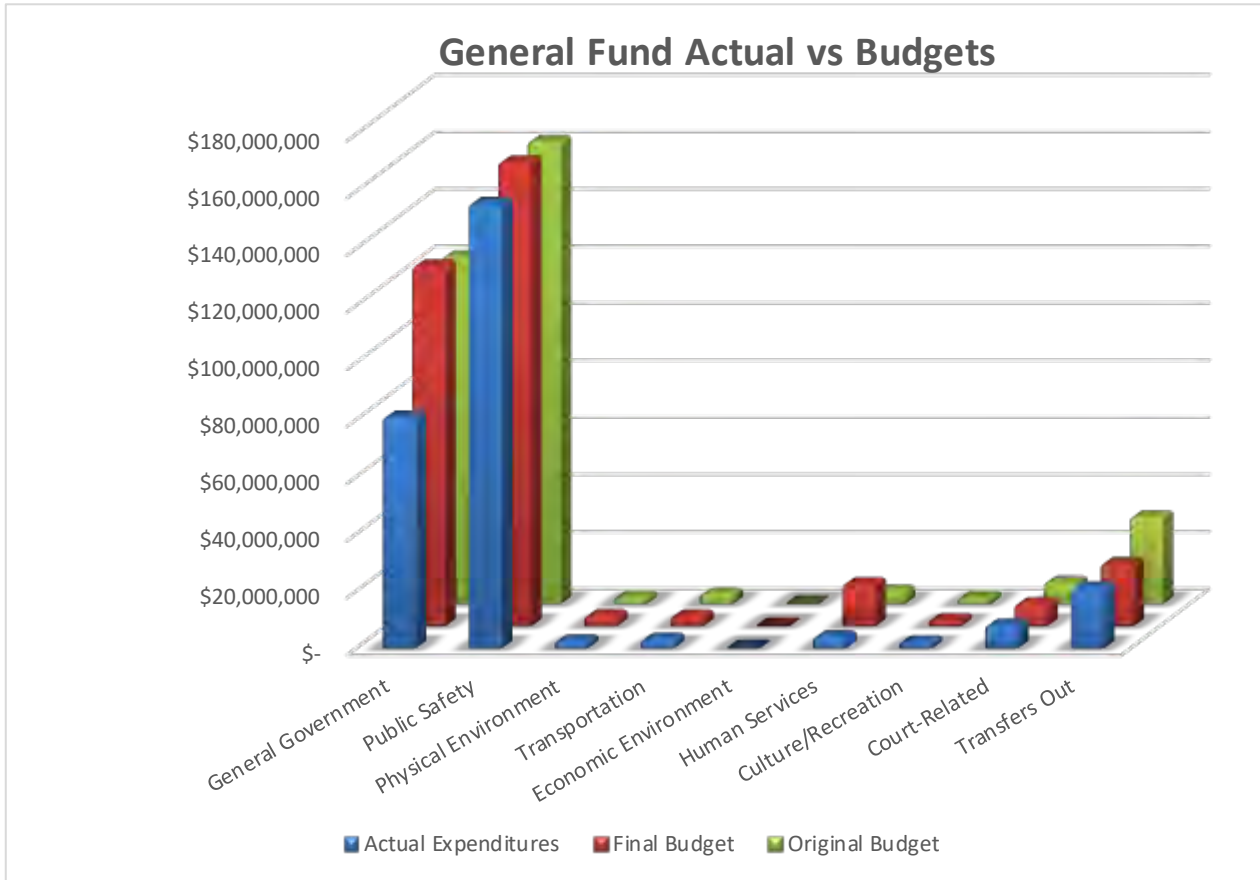
ESCAMBIA COUNTY, FLORIDA
MANAGEMENT'S DISCUSSION AND ANALYSIS, Continued
September 30, 2024

	<u>Original Budget</u>	<u>Final Budget</u>	<u>Change</u>
General Government	\$ 121,658,795	\$ 126,273,357	\$ 4,614,562
Public Safety	162,124,350	162,598,748	474,398
Physical Environment	2,220,890	3,711,232	1,490,342
Transportation	3,611,896	3,611,896	-
Economic Environment	-	-	-
Human Services	4,544,761	14,955,714	10,410,953
Culture/Recreation	2,075,965	2,103,965	28,000
Court-Related	7,724,524	7,844,170	119,646
Transfers Out	30,609,108	22,008,035	(8,601,073)
	<u>\$ 334,570,289</u>	<u>\$ 343,107,117</u>	<u>\$ 8,536,828</u>

The General Fund under spent the final budget by \$62,914,282 or 18.34% for expenditures and transfers out. The variance within functions is summarized in the table below:

	Actual			
	<u>Expenditures</u>	<u>Final Budget</u>	<u>Variance</u>	
General Government	\$ 81,063,041	\$ 126,273,357	\$ 45,210,316	35.8%
Public Safety	155,868,560	162,598,748	6,730,188	4.1%
Physical Environment	2,575,748	3,711,232	1,135,484	30.6%
Transportation	3,238,421	3,611,896	373,475	10.3%
Economic Environment	-	-	-	
Human Services	4,111,887	14,955,714	10,843,827	72.5%
Culture/Recreation	2,034,454	2,103,965	69,511	3.3%
Court-Related	8,170,795	7,844,170	(326,625)	-4.2%
Transfers Out	21,216,835	22,008,035	791,200	3.6%
	<u>\$ 278,279,741</u>	<u>\$ 343,107,117</u>	<u>\$ 64,827,376</u>	<u>18.9%</u>

General Fund actual expenditures were less than anticipated expenditures by \$64,827,376. Principal and interest payments, \$1,813,344 and \$99,750 respectively, are not presented in the budget to actual comparison above but are included in actual expenditures. A review of actual General Government expenditures compared to appropriations in the final budget yields a \$32 million reserve for contingency. Additionally, approximately \$9.2 million in ARPA reimbursements designated as Human Services were budgeted but not yet disbursed. Cost and fuel allocation in the amount of \$3.8 million in General Government are budgeted but eliminated expenditures. The remainder of unspent budget is primarily due to unspent budgeted contingency and reserves.



Capital Asset and Debt Administration

Capital assets

The County's investment in capital assets for its governmental and business-type activities as of September 30, 2024 amounts to \$946,333,278 (net of accumulated depreciation and amortization). This investment in capital assets includes land, buildings, improvements other than buildings (including leasehold improvements), equipment, software, infrastructure, and construction in progress. The total increase in the County's investment in capital assets for the current fiscal year was 8.6%.

Major capital asset events during the current fiscal year included the following:

- Building projects include the renovation and design of the Pleasant Grove Fire Station, and the completion of the Ashton Brosnaham Locker and Restrooms.
- Ongoing transportation infrastructure projects include bridge replacements; paving, drainage and sidewalks throughout the county; the Perdido River boat ramp construction; and Gatewood Ditch-Glyn Broc Gully, Chemstrand Road to 9 Mile Rd, and CR297 Muscogee Road widening and drainage improvements.

ESCAMBIA COUNTY, FLORIDA
MANAGEMENT'S DISCUSSION AND ANALYSIS, Continued
September 30, 2024

- Net Construction in progress (CIP) increased by \$27,469,007 primarily due to the progress of the Beulah Fire Station, the renovations of the Brownsville Library, Carver Park Community Center, Chemstrand Road Drainage and Sidewalks, Beach Haven E Phase II, Longleaf West Phase with Bridge and the Brentwood Tax Collectors Office.
- The net increase of \$299,610 in land includes the purchase of North Loop Road and West Kingsfield easement, and the Lakeview Activity Center as part of the Englewood Redevelopment Project.
- Equipment increases are due to the purchase of voting tabulation machines; information technology equipment; and firetrucks, Mack dump trucks, and various vehicles and heavy equipment for both the County and Sheriff.

Escambia County, Florida
Capital Assets (Net)

	Governmental Activities		Business-type Activities		Total	
	2024	2023	2024	2023	2024	2023
Land	\$ 82,481,270	\$ 82,181,660	\$ 6,806,793	\$ 6,806,793	\$ 89,288,063	\$ 88,988,453
Construction in Progress	49,416,904	23,609,007	16,020,286	14,359,176	65,437,190	37,968,183
Equipment	184,037,029	164,658,592	38,786,591	34,992,730	222,823,620	199,651,322
Buildings and Improvements	389,000,309	383,692,756	39,320,376	38,790,075	428,320,685	422,482,831
Intangible Computer Software	8,960,004	8,960,004	176,255	176,255	9,136,259	9,136,259
Infrastructure	1,123,694,032	1,058,325,208	56,865,321	56,806,144	1,180,559,353	1,115,131,352
Right to use Equipment	-	-	12,972,145	10,707,902	12,972,145	10,707,902
Right to use Subscriptions	10,186,068	10,186,068	-	-	10,186,068	10,186,068
Leased Buildings	996,410	996,410	-	-	996,410	996,410
	<u>\$ 1,848,772,026</u>	<u>\$ 1,732,609,705</u>	<u>\$ 170,947,767</u>	<u>\$ 162,639,075</u>	<u>\$ 2,019,719,793</u>	<u>\$ 1,895,248,780</u>
Less: Accumulated Depreciation	<u>(977,136,963)</u>	<u>(932,017,829)</u>	<u>(96,249,552)</u>	<u>(92,059,138)</u>	<u>(1,073,386,515)</u>	<u>(1,024,076,967)</u>
Capital Assets, net	<u>\$ 871,635,063</u>	<u>\$ 800,591,876</u>	<u>\$ 74,698,215</u>	<u>\$ 70,579,937</u>	<u>\$ 946,333,278</u>	<u>\$ 871,171,813</u>

Additional information on the County's capital assets, including major construction commitments, can be found in Note 3 of this report.

Long-term debt

At the end of the current fiscal year, the County had total notes and bonded debt outstanding of \$121,775,000. Of this amount, \$23,705,000 consists of debt backed by Non-Ad valorem tax revenue. The remainder of the debt, \$98,070,000, represents bonds and notes secured solely by specified revenue sources (i.e., sales tax). The unamortized bond issue premium for the Series 2017 Sales Tax Revenue Bond and Series 2018 Capital Improvement Refunding Revenue Bond is \$10,948,129.

Escambia County, Florida
Outstanding Notes and Bonded Debt

	Governmental Activities	
	2024	2023
Revenue Bonds	\$ 98,070,000	\$ 101,945,000
Revenue Notes	23,705,000	26,060,000
	\$ 121,775,000	\$ 128,005,000
Unamortized Bond Issue Premium	10,948,129	11,729,383
	\$ 132,723,129	\$ 139,734,383

The County's outstanding debt, including the unamortized bond issue premium, had a net decrease of \$7,011,254 or 5.02% during fiscal year 2024. Decreases were attributable to normal debt service principal reductions for revenue notes and revenue bonds.

Additional information on the County's debt, including any major changes to the County's credit ratings, can be found in Note 6 of this report.

There are no outstanding notes and bonded debt for Business-type activities.

Economic Factors and Next Year's Budgets and Rates

The following economic factors currently affect Escambia County and were considered in developing the 2024-2025 fiscal year budget.

- The annual average unemployment rate for the County for 2024 was 3.5%. The average adjusted rate for 2023 was 3.3%.
- The taxable assessed value of residential property increased 11.7% in the 2024 fiscal year.
- The population was 327,846 at September 30, 2024, which increased 0.9% from the adjusted prior year. Population may be adjusted subsequent to the Annual Comprehensive Financial Report release.

During the current fiscal year, unassigned fund balance in the General Fund increased to \$41,383,377. The County has budgeted \$344,139,816 for spending in the 2025 fiscal year budget and assigned \$32,658,144 of the ending 2024 fund balance to the subsequent year's budget. The total ad valorem tax rate remained the same at 7.6605 mills for the 2025 fiscal year budget.

In an effort to help stimulate job creation and the economy, the County continues to work with the Greater Pensacola Chamber of Commerce and the City of Pensacola to recruit new industries to the area and stimulate job growth.

Requests for information

This financial report is designed to present users with a general overview of the County's finances and to demonstrate the County's accountability. If you have questions concerning any of the information provided in this report or need additional financial information, contact the Escambia County Clerk of the Circuit Court and Comptroller, Finance Department, 221 Palafox Place Suite 130 Pensacola Florida 32502; 850-595-4825. This report is also available at the following web address: <https://www.escambiaclerk.com>.

ESCAMBIA COUNTY, FLORIDA
STATEMENT OF NET POSITION
September 30, 2024

	Governmental	Business-type		Component
	Activities	Activities	Total	Unit
ASSETS				
Cash and Cash Equivalents	\$ 351,187,202	\$ 81,255,317	\$ 432,442,519	\$ 15,055,318
Investments	79,062,528	18,833,103	97,895,631	587,629
Accounts Receivable, Net	3,803,599	9,277,662	13,081,261	491,479
Accrued Interest Receivable	2,074,843	-	2,074,843	-
Due from Other Governments	29,174,220	-	29,174,220	465,398
Internal Balances	1,200,000	(1,200,000)	-	-
Inventories	2,426,477	720,779	3,147,256	-
Assets Held for Investment	315,072	-	315,072	-
Prepaid Items & Assets Held by Others	4,825,629	75,019	4,900,648	-
Other Assets	10,050,657	-	10,050,657	39,665
Capital Assets Not Being Depreciated	131,898,174	22,827,079	154,725,253	-
Capital Assets Net of Accumulated Depreciation	739,736,889	51,871,136	791,608,025	730,774
Total Assets	1,355,755,290	183,660,095	1,539,415,385	17,370,263
DEFERRED OUTFLOW OF RESOURCES				
Deferred Charge on Refunding	1,092,140	-	1,092,140	-
Pension Costs and Subsequent Contributions	67,156,649	6,090,679	73,247,328	230,577
OPEB Costs and Subsequent Contributions	2,571,219	51,152	2,622,371	12,201
Total deferred outflow of resources	70,820,008	6,141,831	76,961,839	242,778
LIABILITIES				
Accounts Payable	28,520,793	1,867,452	30,388,245	487,667
Contracts Payable-Retainage	2,904,579	80,260	2,984,839	-
Accrued Liabilities	9,636,983	740,261	10,377,244	66,550
Lease Payable	-	1,487,381	1,487,381	-
Compensated Absences Payable	-	179,484	179,484	-
Due to Other Governments	4,193,996	24,290	4,218,286	-
Deposits	891,165	44,404	935,569	-
Unearned Revenue	36,118,326	-	36,118,326	-
Other Current Liabilities	120,377	1,686,242	1,806,619	-
Escrow Deposits - restricted	-	351,812	351,812	-
Noncurrent Liabilities:				
Due Within One Year	14,873,349	97,937	14,971,286	-
Due in More Than One Year	424,411,786	64,275,616	488,687,402	1,124,065
Total Liabilities	521,671,354	70,835,139	592,506,493	1,678,282
DEFERRED INFLOW OF RESOURCES				
Deferred Revenue	-	-	-	742,283
Leases	3,810,349	-	3,810,349	-
Pension Costs	26,890,154	1,528,008	28,418,162	181,789
OPEB Costs	8,395,739	653,556	9,049,295	42,501
Total deferred inflow of resources	39,096,242	2,181,564	41,277,806	966,573
NET POSITION				
Net Investment in Capital Assets	730,599,312	63,912,433	794,511,745	730,774
Restricted for:				
Debt Service	902,921	-	902,921	-
Capital	167,038,648	-	167,038,648	2,096,554
Law Enforcement	15,668,104	-	15,668,104	-
Fire and Rescue	7,497,487	-	7,497,487	-
Economic & Community	32,074,579	-	32,074,579	-
Culture & Recreation	7,771,456	-	7,771,456	-
Tourism	29,352,674	-	29,352,674	-
Other Purposes	21,936,341	-	21,936,341	-
Unrestricted	(147,033,820)	52,872,790	(94,161,030)	12,140,858
Total Net Position	\$ 865,807,702	\$ 116,785,223	\$ 982,592,925	\$ 14,968,186

The notes to the financial statements are an integral part of the financial statements.

ESCAMBIA COUNTY, FLORIDA
STATEMENT OF ACTIVITIES
For the Year Ended September 30, 2024

FUNCTIONS/PROGRAMS	Expenses	Program Revenues		
		Charges for Services	Operating Grants and Contributions	Capital Grants and Contributions
Primary Government:				
Governmental Activities:				
General Government	\$ 122,726,712	\$ 45,150,495	\$ 515,580	\$ -
Public Safety	221,820,692	21,890,227	5,000,920	21,267
Physical Environment	5,821,093	19,039,274	5,760,490	7,663,027
Transportation	61,835,763	7,131,612	9,204,744	6,687,891
Economic Environment	23,893,641	283,721	2,748,596	1,072,795
Human Services	8,203,106	298,752	19,660,017	-
Culture/Recreation	15,448,298	394,856	177,769	4,310,604
Court-Related	15,496,575	9,711,204	3,464,939	-
Interest on Long-Term Debt	5,212,764	-	-	-
Total Governmental Activities	480,458,644	103,900,141	46,533,055	19,755,584
Business-type Activities:				
Solid Waste	16,128,125	18,523,421	-	-
Emergency Medical Services	23,536,130	25,204,913	-	2,603,937
Inspection Fund	4,585,023	4,770,212	-	-
Bay Center	9,364,342	7,471,534	-	25,000
Total Business-type Activities	53,613,620	55,970,080	-	2,628,937
Total Primary Government	\$ 534,072,264	\$ 159,870,221	\$ 46,533,055	\$ 22,384,521
Component Unit:				
Santa Rosa Island Authority	5,065,128	6,261,229	509,742	158,748
Total Component Unit	\$ 5,065,128	\$ 6,261,229	\$ 509,742	\$ 158,748

General Revenues:
Property Tax
Sales Tax
Public Service Tax
Communication Service Tax
Gas Tax
Unrestricted State Revenue Sharing
Tourist Development Tax
Other Taxes
Unrestricted Intergovernmental
Investment Gain (Loss)
Miscellaneous
Transfers In (Out)
Total General Revenues and Transfers
Change in Net Position
Beginning Net Position
Ending Net Position

The notes to the financial statements are an integral part of the financial statements.

Net (Expense) Revenue and Changes in Net Position

Governmental Activities	Business-type Activities	Total	Component Unit
\$ (77,060,637)	\$ -	\$ (77,060,637)	
(194,908,278)	-	(194,908,278)	
26,641,698	-	26,641,698	
(38,811,516)	-	(38,811,516)	
(19,788,529)	-	(19,788,529)	
11,755,663	-	11,755,663	
(10,565,069)	-	(10,565,069)	
(2,320,432)	-	(2,320,432)	
(5,212,764)	-	(5,212,764)	
<u>(310,269,864)</u>	<u>-</u>	<u>(310,269,864)</u>	
-	2,395,296	2,395,296	
-	4,272,720	4,272,720	
-	185,189	185,189	
-	<u>(1,867,808)</u>	<u>(1,867,808)</u>	
-	<u>4,985,397</u>	<u>4,985,397</u>	
<u>(310,269,864)</u>	<u>4,985,397</u>	<u>(305,284,467)</u>	
			<u>1,864,591</u>
			1,864,591
202,044,444	-	202,044,444	-
104,489,921	-	104,489,921	-
1,663,904	-	1,663,904	-
2,096,511	-	2,096,511	-
19,842,061	-	19,842,061	-
13,095,679	-	13,095,679	-
22,014,490	-	22,014,490	-
1,188,017	-	1,188,017	-
127,190	-	127,190	-
25,631,950	5,037,987	30,669,937	585,478
6,616,006	135,479	6,751,485	33,312
<u>(2,717,284)</u>	<u>2,717,284</u>	<u>-</u>	<u>-</u>
<u>396,092,889</u>	<u>7,890,750</u>	<u>403,983,639</u>	<u>618,790</u>
85,823,025	12,876,147	98,699,172	2,483,381
779,984,677	103,909,076	883,893,753	12,484,805
<u>\$ 865,807,702</u>	<u>\$ 116,785,223</u>	<u>\$ 982,592,925</u>	<u>\$ 14,968,186</u>

ESCAMBIA COUNTY, FLORIDA
BALANCE SHEET - GOVERNMENTAL FUNDS

September 30, 2024

	General Fund - County Wide	Disaster Recovery Fund	Covid Escambia Fund
ASSETS			
Cash and Cash Equivalents	\$ 69,175,059	\$ 14,388,327	\$ 34,991,717
Investments	14,179,852	3,485,374	8,476,262
Accounts Receivable	1,423,143	-	-
Accrued Interest Receivable	2,074,843	-	-
Due from Other Funds	832,384	-	-
Advances Receivable from Other Funds	2,000,000	-	-
Due from Other Governments	4,331,208	325,965	-
Inventories	1,357,528	-	-
Assets held for investment	-	-	-
Prepaid Items & Assets Held By Others	1,305	-	-
Other Assets	4,058,853	-	-
Total Assets	\$ 99,434,175	\$ 18,199,666	\$ 43,467,979
LIABILITIES			
Accounts Payable	\$ 4,368,943	\$ 424,560	\$ 1,706,708
Contracts Payable-Retainage	45,166	13,452	711,046
Accrued Liabilities	7,748,383	-	-
Due to Other Funds	602,654	-	-
Advances Payable to Other Funds	2,800,000	32,637,295	-
Due to Other Governments	3,765,354	-	11,760
Deposits	553,773	-	-
Unearned Revenue	218,822	-	35,443,812
Other Current Liabilities	120,377	-	-
Total Liabilities	20,223,472	33,075,307	37,873,326
DEFERRED INFLOW OF RESOURCES			
Leases	3,810,349	-	-
Total Deferred Inflow of Resources	3,810,349	-	-
FUND BALANCES (deficits):			
Nonspendable:			
Inventories	1,357,528	-	-
Prepaid Items	1,305	-	-
Restricted for:			
Court Related Functions	-	-	-
Community Service	-	-	-
Debt Service	-	-	-
Economic & Community Development	-	-	-
Fire & Rescue	-	-	-
Health Services	-	-	-
Inmate Welfare	-	-	-
Jail Facility	-	-	-
Law Enforcement	-	-	-
Library	-	-	-
Mass Transit System	-	-	-
Parks & Recreation	-	-	-
Public Safety	-	-	5,594,653
Records Modernization Tech	-	-	-
Resource Conservation	-	-	-
Housing Assistance	-	-	-
Tourism	-	-	-
Transportation & Drainage Improvements	-	-	-
Committed to:			
Community Service	-	-	-
Infrastructure Maintenance	-	-	-
Public Safety	-	-	-
Transportation Maintenance	-	-	-
Assigned to:			
Subsequent Year's Budget	32,658,144	-	-
Unassigned	41,383,377	(14,875,641)	-
Total Fund Balances	75,400,354	(14,875,641)	5,594,653
Total Liabilities, Deferred Inflows of Resources, and Fund Balance (deficit)	\$ 99,434,175	\$ 18,199,666	\$ 43,467,979

The notes to the financial statements are an integral part of the financial statements.

Local Option Sales Tax Fund	Nonmajor Governmental Funds	Total Governmental Funds
\$ 95,498,948	\$ 112,076,658	\$ 326,130,709
23,133,306	23,896,599	73,171,393
-	938,553	2,361,696
-	-	2,074,843
-	254,907	1,087,291
38,639,702	-	40,639,702
14,475,192	9,867,320	28,999,685
-	706,155	2,063,683
-	315,072	315,072
-	-	1,305
5,991,804	-	10,050,657
<u>\$ 177,738,952</u>	<u>\$ 148,055,264</u>	<u>\$ 486,896,036</u>
\$ 8,550,069	\$ 7,489,871	\$ 22,540,151
1,939,685	195,230	2,904,579
71,617	1,773,003	9,593,003
672,134	123,034	1,397,822
-	8,002,407	43,439,702
6,673	410,095	4,193,882
3,240	330,421	887,434
-	455,692	36,118,326
-	-	120,377
<u>11,243,418</u>	<u>18,779,753</u>	<u>121,195,276</u>
-	-	3,810,349
-	-	3,810,349
-	706,155	2,063,683
-	-	1,305
-	4,432,785	4,432,785
-	316,765	316,765
5,991,804	902,921	6,894,725
24,974,330	13,715,135	38,689,465
-	7,497,487	7,497,487
-	3,321,721	3,321,721
-	10,793,005	10,793,005
-	165,388	165,388
-	418,321	418,321
-	7,771,456	7,771,456
-	4,997,275	4,997,275
-	11,974	11,974
-	3,716,488	9,311,141
-	5,447,357	5,447,357
-	2,311,075	2,311,075
-	12,448,026	12,448,026
-	29,352,674	29,352,674
135,529,400	1,085,725	136,615,125
-	3,507,285	3,507,285
-	7,786,209	7,786,209
-	3,424,692	3,424,692
-	8,040,447	8,040,447
-	-	32,658,144
-	(2,894,855)	23,612,881
<u>166,495,534</u>	<u>129,275,511</u>	<u>361,890,411</u>
<u>\$ 177,738,952</u>	<u>\$ 148,055,264</u>	<u>\$ 486,896,036</u>

ESCAMBIA COUNTY, FLORIDA
RECONCILIATION OF THE BALANCE SHEET OF GOVERNMENTAL FUNDS
TO THE STATEMENT OF NET POSITION
as of September 30, 2024

Total fund balances of governmental funds \$ 361,890,411

Amounts reported for governmental activities in the statement of net position are different because:

Capital assets used in governmental activities are not financial resources and therefore, are not reported in governmental funds. The cost of assets is \$1,846,991,892 accumulated depreciation and amortization is \$975,866,309. The reconciliation of net capital assets does not include the the net capital assets of the internal service funds \$509,480, which are included below. 871,125,583

The internal service fund is used by management to charge the costs of risk management services to individual funds. The assets, liabilities, outflows/inflows of the internal service fund are included in activities in the Statement of Net Position. 26,774,961

Deferred inflows and outflows of resources related to debt:
Deferred charge on refunding (to be amortized as interest expense) 1,092,140

Deferred outflows and inflows of resources related to pensions and other post employment benefits (OPEB) are applicable to future periods and not reported in governmental funds. The difference does not include certain amounts from the internal service fund which is included above.

Deferred outflows of resources - Pensions	66,929,283	
Deferred inflows of resources - Pensions	(26,695,260)	
Deferred outflows of resources - OPEB	2,567,562	
Deferred inflows of resources - OPEB	(8,349,014)	
		34,452,571

Long-term liabilities are not due and payable in the current period and accordingly are not reported as fund liabilities. Interest on long-term debt is not accrued in governmental funds, but rather is recognized as an expenditure when due. All liabilities --both current and long-term--are reported in the Statement of Net Position. The difference does not include the internal service funds \$706,844 which is included above. Long-term liabilities at year-end consist of:

Bonds payable	98,070,000	
Notes payable	23,705,000	
Bond issuance premiums	10,948,129	
Lease Payable	146,071	
Subscription Payable	6,354,112	
Compensated absences	34,926,443	
Other post employment benefits	11,821,956	
Net pension liability proportionate share	243,556,253	
		(429,527,964)

Total net position of governmental activities \$ 865,807,702

The notes to the financial statements are an integral part of the financial statements.



ESCAMBIA COUNTY, FLORIDA

STATEMENT OF REVENUES, EXPENDITURES, AND CHANGES IN FUND BALANCES
GOVERNMENTAL FUNDS

For the Year Ended September 30, 2024

	General Fund - County Wide	Disaster Recovery Fund	Covid Escambia Fund
REVENUES			
Taxes	\$ 188,195,117	\$ -	\$ -
Permits and Fees	-	-	-
Franchise Fees	14,169,955	-	-
Special Assessments	909,999	-	-
Intergovernmental	50,722,766	966,859	17,734,616
Charges for Services	14,162,049	-	-
Judgments and Fines	1,697,415	-	-
Investment Gain (Loss)	6,111,134	1,118,798	2,971,170
Miscellaneous	2,482,467	647	-
Total Revenues	278,450,902	2,086,304	20,705,786
EXPENDITURES			
Current:			
General Government	81,063,041	-	-
Public Safety	155,868,560	10,575,430	-
Physical Environment	2,575,748	-	-
Transportation	3,238,421	471	-
Economic Environment	-	-	-
Human Services	4,111,887	-	17,763,010
Culture/Recreation	2,034,454	-	-
Court-Related	8,170,795	-	-
Debt Service:			
Principal Retirement	1,813,344	-	-
Interest and Fiscal Charges	99,750	-	-
Capital Outlay	-	-	-
Total Expenditures	258,976,000	10,575,901	17,763,010
Excess (Deficiency) of Revenues Over(Under) Expenditures	19,474,902	(8,489,597)	2,942,776
OTHER FINANCING SOURCES (USES)			
Transfers In	3,684,691	-	-
Transfers (Out)	(21,216,835)	-	-
Total Other Financing Sources and (Uses)	(17,532,144)	-	-
Net Change in Fund Balances	1,942,758	(8,489,597)	2,942,776
Fund Balances - Beginning	73,457,596	(6,386,044)	2,651,877
Fund Balances - Ending	\$ 75,400,354	\$ (14,875,641)	\$ 5,594,653

The notes to the financial statements are an integral part of the financial statements.

<u>Local Option Sales Tax Fund</u>	<u>Nonmajor Governmental Funds</u>	<u>Total Governmental Funds</u>
\$ 69,180,748	\$ 53,169,427	\$ 310,545,292
-	593,622	593,622
-	2,300,597	16,470,552
-	55,452,530	56,362,529
6,596,277	40,200,364	116,220,882
235,778	12,178,288	26,576,115
-	1,735,630	3,433,045
7,195,054	7,163,569	24,559,725
574,288	5,111,118	8,168,520
<u>83,782,145</u>	<u>177,905,145</u>	<u>562,930,282</u>
-	45,687,317	126,750,358
660,432	39,186,651	206,291,073
32,615	10,027,428	12,635,791
1,540,530	40,109,264	44,888,686
2,155,850	22,476,771	24,632,621
189,271	818,663	22,882,831
2,590,984	9,422,373	14,047,811
-	6,310,515	14,481,310
-	6,631,040	8,444,384
-	5,738,248	5,837,998
80,716,941	407,581	81,124,522
<u>87,886,623</u>	<u>186,815,851</u>	<u>562,017,385</u>
<u>(4,104,478)</u>	<u>(8,910,706)</u>	<u>912,897</u>
-	30,665,434	34,350,125
<u>(7,593,099)</u>	<u>(8,257,475)</u>	<u>(37,067,409)</u>
<u>(7,593,099)</u>	<u>22,407,959</u>	<u>(2,717,284)</u>
(11,697,577)	13,497,253	(1,804,387)
<u>178,193,111</u>	<u>115,778,258</u>	<u>363,694,798</u>
<u>\$ 166,495,534</u>	<u>\$ 129,275,511</u>	<u>\$ 361,890,411</u>

ESCAMBIA COUNTY, FLORIDA
RECONCILIATION OF THE STATEMENT OF REVENUES,
EXPENDITURES, AND CHANGES IN FUND BALANCES OF GOVERNMENTAL FUNDS
TO THE STATEMENT OF ACTIVITIES
For the Year Ended September 30, 2024

Amounts reported for governmental activities in the statement of activities are different because:

Net change in fund balances - total governmental funds \$ (1,804,387)

Governmental funds report capital purchases as expenditures. However, in the statement of activities, the cost of those assets is depreciated over their estimated useful lives and reported as depreciation expense. This is the amount by which capital additions (\$120,299,729) exceeds depreciation (\$48,335,583) in the current period. Total capital additions consist of capital expenditures of \$115,094,044 and non-cash contributions of \$5,205,685 for primarily donated roads. 71,964,146

The issuance of bonds and similar long-term debt provides current financial resources to governmental funds and thus contributes to the change in fund balance. In the statement of net position, however, issuing debt increases long-term liabilities and does not affect the statement of activities. Similarly, repayment of principal is an expenditure in the governmental funds, but reduces the liability in the statement of net position. Also, governmental funds report the effect of premiums, discounts, and similar items when debt is first issued, whereas these amounts are deferred and amortized in the statement of activities. The amounts of the items that make up these differences in the treatment of long-term debt and related items are:

Debt issued or repaid:	
Principal repayments	8,444,384
Amortization of deferred charge on refunding	(156,020)
Amortization of interest expense on bond premium	781,254
	9,069,618

9,069,618

Continued

ESCAMBIA COUNTY, FLORIDA
RECONCILIATION OF THE STATEMENT OF REVENUES,
EXPENDITURES, AND CHANGES IN FUND BALANCES OF GOVERNMENTAL FUNDS
TO THE STATEMENT OF ACTIVITIES - Continued
For the Year Ended September 30, 2024

Under the modified accrual basis of accounting used in governmental funds, expenditures are not recognized for transactions that are not normally paid with expendable available financial resources. In the statement of activities, however, which is presented on the accrual basis, expenses and liabilities are reported regardless of when financial resources are available. In addition, interest on long-term debt is not recognized under the modified accrual basis of accounting until due, rather than as it accrues. These adjustments are as follows:

Changes in compensated absences	(1,811,277)	
Changes in other post employment benefits	4,762,821	
Changes in pollution remediation	26,645	
		2,978,189

Governmental funds report County pension contributions as expenditures. In the statement of activities, the cost of the pension benefits earned net of contributions is reported as pension expense.

Difference between pension contribution and net pension expense		93,926
---	--	--------

Governmental funds report other post employment benefit contributions as expenditures. However, in the statement of activities, the actuarial cost of benefits earned net of employee contributions is reported as an expense. (4,403,652)

In the statement of activities, only the loss on the sale/disposal of capital assets is reported. However, in the governmental funds, the proceeds from the sale increase financial resources. Thus, the change in net position differs from the change in fund balance by the net book value of the capital assets sold/disposed. (1,147,163)

The internal service fund is used by management to charge the costs of risk management and other services to other funds. The net income of the internal service fund is reported with governmental activities. 9,072,348

Change in net position of governmental activities: \$ 85,823,025

The notes to the financial statements are an integral part of the financial statements.

ESCAMBIA COUNTY, FLORIDA
STATEMENT OF NET POSITION
PROPRIETARY FUNDS
September 30, 2024

Business-type Activities - Enterprise Funds

	Solid Waste Fund	Emergency Medical Services Fund	Nonmajor Enterprise Funds	Totals	Governmental Activities - Internal Service Funds
ASSETS					
Current Assets:					
Cash and Cash Equivalents	\$ 33,251,833	\$ 7,565,262	\$ 18,403,990	\$ 59,221,085	\$ 25,056,493
Restricted Assets Available for					
Current Liabilities	449,749	-	-	449,749	-
Investments	13,391,586	1,832,508	3,609,009	18,833,103	5,891,135
Accounts Receivable, Net of Allowance for Uncollectible Accounts	1,752,990	7,168,843	355,829	9,277,662	1,441,903
Due from Other Funds	-	-	-	-	310,531
Due from Other Governments	-	-	-	-	174,535
Inventories	-	629,729	91,050	720,779	362,794
Prepaid Items & Assets Held By Others	-	-	75,019	75,019	4,824,324
Total Current Assets	48,846,158	17,196,342	22,534,897	88,577,397	38,061,715
Noncurrent Assets:					
Restricted Assets:					
Escrow Deposits - restricted	351,812	-	-	351,812	-
Saufley C&D - restricted	623,782	-	-	623,782	-
Landfill Escrow	21,058,638	-	-	21,058,638	-
Less: Portion Classified as Current	(449,749)	-	-	(449,749)	-
Total restricted assets	21,584,483	-	-	21,584,483	-
Advances Receivable from Other Funds	-	-	-	-	4,000,000
Capital Assets:					
Land	6,800,350	6,443	-	6,806,793	-
Buildings	11,086,200	1,100,349	27,133,827	39,320,376	399,564
Improvements Other than Buildings	53,684,583	86,275	3,094,463	56,865,321	1,235,455
Machinery, Equipment and Vehicles	22,433,292	13,440,328	2,912,971	38,786,591	145,115
Intangibles	-	176,255	-	176,255	-
Right to use Equipment	-	12,972,145	-	12,972,145	-
Construction in Progress	16,020,286	-	-	16,020,286	-
Less: Accumulated Depreciation	(53,255,200)	(11,981,247)	(31,013,105)	(96,249,552)	(1,270,654)
Total Capital Assets (Net)	56,769,511	15,800,548	2,128,156	74,698,215	509,480
Total Noncurrent Assets	78,353,994	15,800,548	2,128,156	96,282,698	4,509,480
Total Assets	127,200,152	32,996,890	24,663,053	184,860,095	42,571,195
DEFERRED OUTFLOW OF RESOURCES					
Pension Cost and Subsequent					
Contributions	712,088	4,756,713	621,878	6,090,679	227,366
OPEB Cost and Subsequent Contrib.	8,223	35,254	7,675	51,152	3,657
Total deferred outflow of resources	720,311	4,791,967	629,553	6,141,831	231,023

Continued

ESCAMBIA COUNTY, FLORIDA
STATEMENT OF NET POSITION - Continued

PROPRIETARY FUNDS

September 30, 2024

Business-type Activities - Enterprise Funds

	<u>Solid Waste Fund</u>	<u>Emergency Medical Services Fund</u>	<u>Nonmajor Enterprise Funds</u>	<u>Totals</u>	<u>Governmental Activities - Internal Service Funds</u>
LIABILITIES					
Current Liabilities:					
Accounts Payable	\$ 755,287	\$ 154,460	\$ 957,705	\$ 1,867,452	\$ 5,980,642
Contracts Payable-Retainage	80,260	-	-	80,260	-
Accrued Liabilities	125,465	488,589	126,207	740,261	43,980
Leases Payable	-	1,487,381	-	1,487,381	-
Compensated Absences Payable	40,142	79,299	60,043	179,484	70,684
Estimated Claims Payable	-	-	-	-	3,339,164
Due to Other Governments	13,257	10,891	142	24,290	114
Deposits	2,022	-	42,382	44,404	3,731
Other Current Liabilities	-	-	1,686,242	1,686,242	-
Current Liabilities Payable from Restricted Assets:					
Landfill Closure Costs Payable	97,937	-	-	97,937	-
Escrow Deposits - restricted	351,812	-	-	351,812	-
Total Current Liabilities	<u>1,466,182</u>	<u>2,220,620</u>	<u>2,872,721</u>	<u>6,559,523</u>	<u>9,438,315</u>
Noncurrent Liabilities:					
Compensated Absences Payable	361,273	713,693	540,390	1,615,356	636,160
Other Post Employment Benefits	98,728	423,260	92,143	614,131	43,906
Net Pension Liability	2,356,363	17,956,848	2,004,371	22,317,582	804,257
Estimated Claims Payable	-	-	-	-	4,863,000
Advances Payable to Other Funds	-	1,200,000	-	1,200,000	-
Leases Payable	-	9,218,141	-	9,218,141	-
Landfill Closure Costs Payable	30,510,406	-	-	30,510,406	-
Total Noncurrent Liabilities	<u>33,326,770</u>	<u>29,511,942</u>	<u>2,636,904</u>	<u>65,475,616</u>	<u>6,347,323</u>
Total Liabilities	<u>34,792,952</u>	<u>31,732,562</u>	<u>5,509,625</u>	<u>72,035,139</u>	<u>15,785,638</u>
DEFERRED INFLOW OF RESOURCES					
Unamortized Pension Costs	378,100	885,734	264,174	1,528,008	194,894
Unamortized OPEB Costs	105,066	450,432	98,058	653,556	46,725
Total deferred inflow of resources	<u>483,166</u>	<u>1,336,166</u>	<u>362,232</u>	<u>2,181,564</u>	<u>241,619</u>
NET POSITION					
Net Investment in Capital Assets	56,689,251	5,095,026	2,128,156	63,912,433	509,480
Unrestricted	35,955,094	(374,897)	17,292,593	52,872,790	26,265,481
Total Net Position	<u>\$ 92,644,345</u>	<u>\$ 4,720,129</u>	<u>\$ 19,420,749</u>	<u>\$ 116,785,223</u>	<u>\$ 26,774,961</u>

The notes to the financial statements are an integral part of the financial statements.

ESCAMBIA COUNTY, FLORIDA
STATEMENT OF REVENUES, EXPENSES AND CHANGES IN NET POSITION
PROPRIETARY FUNDS
For the Year Ended September 30, 2024

Business-type Activities - Enterprise Funds

	Solid Waste Fund	Emergency Medical Services Fund	Nonmajor Enterprise Funds	Total	Governmental Activities - Internal Service Funds
Operating Revenues:					
Charges for Services	\$ 18,523,421	\$ 25,204,913	\$ 12,241,746	\$ 55,970,080	\$ 65,124,394
Miscellaneous Revenues	186	17,724	117,569	135,479	-
Total Operating Revenues	18,523,607	25,222,637	12,359,315	56,105,559	65,124,394
Operating Expenses:					
Personal Services	3,679,970	15,041,992	3,746,578	22,468,540	1,519,039
Contracted Services	2,626,341	498,744	8,591,746	11,716,831	-
Claims Incurred and Change in Estimate	-	-	-	-	(845,562)
Supplies and Materials	1,008,346	1,049,050	10,523	2,067,919	-
Repairs and Maintenance	1,769,990	724,553	75,494	2,570,037	30,373
Other Services and Charges	1,679,602	3,111,323	486,946	5,277,871	8,727,629
Depreciation	2,833,879	2,519,182	824,303	6,177,364	71,878
Provision for Closure and Long Term Care	2,003,300	-	-	2,003,300	-
Premiums/Claims Expense	465,261	249,985	213,775	929,021	47,620,914
Total Operating Expenses	16,066,689	23,194,829	13,949,365	53,210,883	57,124,271
Operating Income (Loss)	2,456,918	2,027,808	(1,590,050)	2,894,676	8,000,123
Nonoperating Revenues (Expenses):					
Investment Gain (Loss)	3,738,443	422,190	877,354	5,037,987	1,072,225
Interest and Fiscal Charges Expense	-	(346,680)	-	(346,680)	-
Gain (Loss) on Disposal of Capital Assets	(61,436)	5,379	-	(56,057)	-
Total Nonoperating Revenues (Expenses)	3,677,007	80,889	877,354	4,635,250	1,072,225
Income (Loss) Before Transfers and Contributions	6,133,925	2,108,697	(712,696)	7,529,926	9,072,348
Transfer In	-	-	4,877,373	4,877,373	-
Transfer (Out)	(1,250,853)	(909,236)	-	(2,160,089)	-
Capital Contributions	-	2,603,937	25,000	2,628,937	-
Change in Net Position	4,883,072	3,803,398	4,189,677	12,876,147	9,072,348
Net Position - Beginning	87,761,273	916,731	15,231,072	103,909,076	17,702,613
Net Position - Ending	\$ 92,644,345	\$ 4,720,129	\$ 19,420,749	\$ 116,785,223	\$ 26,774,961

The notes to the financial statements are an integral part of the financial statements.

ESCAMBIA COUNTY, FLORIDA
STATEMENT OF CASH FLOWS
PROPRIETARY FUNDS
For the Year Ended September 30, 2024

Business-type Activities - Enterprise Funds

	Solid Waste Fund	Emergency Medical Services Fund	Nonmajor Enterprise Funds	Total	Governmental Activities - Internal Service Funds
Cash Flows from Operating Activities					
Receipts from customers and users	\$ 19,105,739	\$ 24,930,911	\$ 12,891,570	\$ 56,928,220	\$ 1,194,875
Receipts from interfund risk/benefits management	-	-	-	-	56,851,076
Receipts from interfund fleet/fuel management	-	-	-	-	5,925,515
Payments to suppliers	(8,674,349)	(5,589,997)	(9,414,403)	(23,678,749)	(53,514,353)
Payments to employees	(3,555,944)	(15,022,831)	(3,591,911)	(22,170,686)	(1,432,062)
Transfers to others for benefit	-	-	-	-	(1,551,577)
Net Cash Provided (Used) by Operating Activities	6,875,446	4,318,083	(114,744)	11,078,785	7,473,474
Cash Flows from Noncapital Financing Activities					
Transfers to other funds	(1,250,853)	(909,236)	-	(2,160,089)	-
Transfers from other funds	-	-	4,877,373	4,877,373	-
Advances due to/from other funds	-	1,200,000	-	1,200,000	(3,978,108)
Interest received (paid) on interfund advance	-	(346,680)	-	(346,680)	-
Net Cash Provided (Used) by Noncapital Financing Activities	(1,250,853)	(55,916)	4,877,373	3,570,604	(3,978,108)
Cash Flows from Capital and Related Financing Activities					
Acquisition/construction of capital assets	(5,067,598)	(2,264,664)	(390,500)	(7,722,762)	(298,082)
Lease/Subscription costs paid	-	1,099,766	-	1,099,766	-
Landfill closure costs paid	(95,555)	-	-	(95,555)	-
Net Cash (Used) by Capital and Related Financing Activities	(5,163,153)	(1,164,898)	(390,500)	(6,718,551)	(298,082)
Cash Flows from Investing Activities					
Sale (purchase) of investments	(1,736,561)	(760,496)	(995,886)	(3,492,943)	(1,215,882)
Interest received (loss)	3,738,443	422,190	877,354	5,037,987	1,072,225
Net Cash Provided (Used) by Investing Activities	2,001,882	(338,306)	(118,532)	1,545,044	(143,657)
Net Increase (Decrease) in Cash and Cash Equivalents	2,463,322	2,758,963	4,253,597	9,475,882	3,053,627
Cash and cash equivalents at beginning of year	52,822,743	4,806,299	14,150,393	71,779,435	22,002,866
Cash and cash equivalents at end of year	<u>\$ 55,286,065</u>	<u>\$ 7,565,262</u>	<u>\$ 18,403,990</u>	<u>\$ 81,255,317</u>	<u>\$ 25,056,493</u>
Cash and Cash Equivalents Classified As:					
Current assets	\$ 33,251,833	\$ 7,565,262	\$ 18,403,990	\$ 59,221,085	\$ 25,056,493
Current restricted assets	449,749	-	-	449,749	-
Noncurrent restricted assets	21,584,483	-	-	21,584,483	-
Total Cash and Cash Equivalents	<u>\$ 55,286,065</u>	<u>\$ 7,565,262</u>	<u>\$ 18,403,990</u>	<u>\$ 81,255,317</u>	<u>\$ 25,056,493</u>

Continued

ESCAMBIA COUNTY, FLORIDA
STATEMENT OF CASH FLOWS - Continued
PROPRIETARY FUNDS
For the Year Ended September 30, 2024

	<u>Business-type Activities - Enterprise Funds</u>				Governmental Activities - Internal Service Funds
	<u>Solid Waste Fund</u>	<u>Emergency Medical Services Fund</u>	<u>Nonmajor Enterprise Funds</u>	<u>Total</u>	
Reconciliation of Operating Income (Loss) to Net Cash					
Provided (Used) by Operating Activities					
Operating Income (Loss)	\$ 2,456,918	\$ 2,027,808	\$ (1,590,050)	\$ 2,894,676	\$ 8,000,123
Depreciation expense	2,833,879	2,519,182	824,303	6,177,364	71,878
Provision for closure and postclosure	2,003,300	-	-	2,003,300	-
Change in Assets and Liabilities:					
(Increase) Decrease in accounts receivable	571,311	(291,726)	(147,428)	132,157	(930,246)
(Increase) Decrease in inventories	-	42,827	(7,431)	35,396	34,058
(Increase) Decrease in prepaids	-	-	(27,230)	(27,230)	-
Increase (Decrease) in accounts payable	(752,170)	(4,233)	(1,235)	(757,638)	3,306,375
Increase (Decrease) in contracts payable	(372,994)	-	-	(372,994)	-
Increase (Decrease) in accrued liabilities	31,916	90,876	19,253	142,045	4,473
Increase (Decrease) in due to other governments	355	5,064	(23)	5,396	11
Increase (Decrease) in customer deposits	10,821	-	(4,311)	6,510	(45,452)
Increase (Decrease) in amounts held by others	-	-	-	-	(1,551,577)
Increase (Decrease) in other current liabilities	-	-	683,994	683,994	-
Increase (Decrease) in compensated absences	43,523	46,328	144,263	234,114	(95,442)
Increase (Decrease) in post employment benefits related deferred outflows/inflows of resources	(6,816)	(54,150)	(7,745)	(68,711)	1,046
Increase (Decrease) in net pension liability and related deferred outflows/inflows of resources	55,403	(63,893)	(1,104)	(9,594)	(330)
Increase (Decrease) in claims payable	-	-	-	-	(1,321,443)
Total Adjustments	<u>4,418,528</u>	<u>2,290,275</u>	<u>1,475,306</u>	<u>8,184,109</u>	<u>(526,649)</u>
Net Cash Provided (Used) by Operating Activities	<u>\$ 6,875,446</u>	<u>\$ 4,318,083</u>	<u>\$ (114,744)</u>	<u>\$ 11,078,785</u>	<u>\$ 7,473,474</u>
Schedule of non-cash capital activities:					
Contributions of capital assets	\$ -	\$ 2,603,937	\$ 25,000	\$ 2,628,937	\$ -
Schedule of related financing activities:					
Leased Equipment initiated in the Current Year	\$ -	\$ 2,264,244	\$ -	\$ 2,264,244	\$ -

The notes to the financial statements are an integral part of the financial statements.

ESCAMBIA COUNTY, FLORIDA
STATEMENT OF FIDUCIARY NET POSITION
CUSTODIAL FUNDS
September 30, 2024

ASSETS

Cash and cash equivalents	\$ 17,246,410
Accounts Receivable	674,212
Total Assets	17,920,622

LIABILITIES

Accounts Payable:	
Cash bond payable	16,339
Court registry payable	500,096
Real auction payable	68,983
Due to defendants	14,146
Due to individuals	909,243
Due to other governments	5,940,213
Other liabilities	964
Total Liabilities	7,449,984

NET POSITION

Restricted for individuals, organizations, and other governments:	
Cash bonds	1,877,893
Court registry	7,913,272
Witness/Jury	67,801
Restitution	18,408
General	1,559
Employee events	8,417
Evidence	234,506
Inmate	348,782
Total Net Fiduciary Positions	\$ 10,470,638

The notes to the financial statements are an integral part of the financial statements.

ESCAMBIA COUNTY, FLORIDA
STATEMENT OF CHANGES IN FIDUCIARY NET POSITION
CUSTODIAL FUNDS
For the Year Ended September 30, 2024

ADDITIONS

Deposits in court registry	\$ 19,624,631
Deposits for real auction	4,032,804
Deposits for tax deeds	12,660
Deposits for restitution	391,266
Payments from State	56,117
Deposits for bonds	1,573,704
Deposits for overpayments	225,402
Evidence collected	502,968
Civil process fees	381,884
Contributions from employees	11,083
Collections of taxes on behalf of other entities	436,094,157
Collections of fees on behalf of other entities	31,533,052
Deposits from inmates	4,271,536
Total Additions	498,711,264

DEDUCTIONS

Release of bonds	1,430,022
Refunds of overpayments	217,557
Payment for jurors and witnesses	81,433
Payments to victims	385,243
Auction refunds	4,360,251
Court ordered disbursements	20,848,235
Evidence returned to defendant	192,608
Payment to BOCC for law enforcement trust	407,211
Payment to BOCC per statutes	299,831
Payments of taxes to other entities	436,300,773
Payments of fees to other entities	30,986,554
Other payments	442,467
Payments to or on behalf of inmates	2,457,652
Disbursements to commissary vendor	1,730,895
Total Deductions	500,140,732

Changes in net position (1,429,468)

Net position-beginning 11,900,106

Net position- ending **\$ 10,470,638**

The notes to the financial statements are an integral part of the financial statements.

ESCAMBIA COUNTY, FLORIDA
STATEMENT OF NET POSITION
COMPONENT UNIT
September 30, 2024

	Business-Type Activities
	Santa Rosa Island Authority
ASSETS	
Cash and Cash Equivalents	\$ 12,976,678
Investments	587,629
Accounts Receivable	491,479
Due from Other Governments	465,398
Other Assets	39,665
Total Current Assets	14,560,849
Noncurrent Assets:	
Restricted Assets:	
Cash and Cash Equivalents	2,078,640
Capital Assets, Net of Depreciation	730,774
Total Noncurrent Assets	2,809,414
Total Assets	17,370,263
DEFERRED OUTFLOWS OF RESOURCES	
OPEB	12,201
Pension	230,577
Total deferred outflow of resources	242,778
LIABILITIES	
Accounts Payable	487,667
Accrued Liabilities	66,550
Total Current Liabilities	554,217
Noncurrent Liabilities:	
Compensated Absences	138,248
Other Post Employment Benefits	85,045
Net Pension Liability	900,772
Total Noncurrent Liabilities	1,124,065
Total Liabilities	1,678,282
DEFERRED INFLOW OF RESOURCES	
Deferred Revenues	258,190
Deferred Consideration Fees	484,093
Other Post Employment Benefits	42,501
Pension	181,789
Total Deferred Inflow of Resources	966,573
NET POSITION	
Invested in Capital Assets	730,774
Restricted for Capital Improvements	2,096,554
Unrestricted	12,140,858
Total Net Position	\$ 14,968,186

The notes to the financial statements are an integral part of the financial statements.

ESCAMBIA COUNTY, FLORIDA
STATEMENT OF ACTIVITIES - COMPONENT UNIT
For the Year Ended September 30, 2024

	Business-Type Activities
	Santa Rosa Island Authority
EXPENSES	
Governmental Activities:	
General Government	\$ 5,065,128
Total Program Expenses	5,065,128
PROGRAM REVENUES	
Charges for Services	6,261,229
Operating Grants and Contributions	509,742
Capital Grants and Contributions	158,748
Total Program Revenue	6,929,719
Net Program (Revenue) Expenses	(1,864,591)
GENERAL REVENUES	
Investment Gain (Loss)	585,478
Miscellaneous	33,312
Total General Revenues	618,790
Change in Net Position	2,483,381
Net Position - Beginning	12,484,805
Net Position - Ending	\$ 14,968,186

The notes to the financial statements are an integral part of the financial statements.

ESCAMBIA COUNTY, FLORIDA
NOTES TO FINANCIAL STATEMENTS

September 30, 2024

INDEX TO NOTES

PAGE

NOTE 1 – SUMMARY OF SIGNIFICANT ACCOUNTING POLICIES

Description of Government-Wide Financial Statements	46
Financial Reporting Entity	46
Basis of Presentation – Government-Wide and Fund Financial Statements	48
Measurement Focus and Basis of Accounting	50
Budgetary Information	51
Property Taxes	51
Cash and Cash Equivalents	52
Investments	52
Inventories and Prepaid Items	52
Restricted Assets	52
Accounts Receivable	53
Interfund Transactions	53
Interfund Payables and Receivables	53
Leases	53
Subscription-Based Information Technology Arrangements – SBITA's	53
Capital Assets	53
Unearned Revenues	54
Deferred Outflows/Inflows of Resources	54
Self-Insurance Claims	55
Landfill Closure and Postclosure Care Payable	55
Long Term Obligations	55
Compensated Absences	56
Other Post-Employment Benefits (OPEB).....	56
Net Pension Liability	56
Fund Balance Reporting and Governmental Fund-Type Definitions	56
Net Position	57

NOTE 2 – DEPOSITS AND INVESTMENTS

Cash and Cash Equivalents	57
Investment Portfolio	58
Fair Value of Investments	60
Interest Rate Risk	61
Credit Risk	63
Custodial Credit Risk	64
Concentration of Credit Risk	64

NOTE 3 – CAPITAL ASSETS

Changes in Capital Assets	65
Summaries of Capital Assets	67
Construction and Other Contractual Commitments	68
Discretely Presented Component Unit	68

NOTE 4 – INTERFUND RECEIVABLES, PAYABLES, ADVANCES AND TRANSFERS 69

NOTE 5 – OTHER ASSETS

PEDC Receivable	70
Lease Receivable	71
IHMC Note Receivable	71

NOTE 6 – LONG-TERM LIABILITIES

Schedule of Changes in Long-Term Liabilities	72
Bonds and Notes Payable	73
Pledged Revenues	73
Leases	74
Subscription Based Information Technology Agreements	75
Compensated Absences	76
Other Post Employment Benefits (OPEB)	76

ESCAMBIA COUNTY, FLORIDA
NOTES TO FINANCIAL STATEMENTS
September 30, 2024

INDEX TO NOTES (CONTINUED)

	PAGE
NOTE 6 – LONG-TERM LIABILITIES (CONTINUED)	
Net Pension Liability (NPL)	77
Debt Service Requirements	78
Long-Term Debt – Bonds and Notes	79
Conduit Debt Obligations	80
Landfill Closure and Postclosure Care Liability	80
NOTE 7 – RISK MANAGEMENT PROGRAM	
County	81
Sheriff	82
NOTE 8 – RETIREMENT SYSTEM	83
NOTE 9 – POST EMPLOYMENT BENEFITS OTHER THAN PENSIONS (OPEB)	88
NOTE 10 – NET POSITION RESTRICTED FOR OTHER PURPOSES	93
NOTE 11– TAX ABATEMENT	93
NOTE 12 – COMMITMENTS AND CONTINGENCY	
Litigation	94
Grants	94
Deficit Fund Equity	94
NOTE 13 – UNEARNED REVENUE	95
NOTE 14 – SUBSEQUENT EVENTS	95

NOTE 1 – SUMMARY OF SIGNIFICANT ACCOUNTING POLICIES

A. Description of Government-wide Financial Statements

The financial statements of Escambia County, Florida (the “County”) have been prepared in conformity with generally accepted accounting principles (GAAP) as applied to government units. The Governmental Accounting Standards Board (GASB) is the accepted standard-setting body for establishing governmental accounting and financial reporting principles. The government-wide financial statements (i.e., the statement of net position and the statement of activities) report information on all nonfiduciary activities of the primary government and its component unit. All fiduciary activities are reported only in the fund financial statements. Governmental activities, which normally are supported by taxes, intergovernmental revenues, and other nonexchange transactions, are reported separately from business-type activities, which rely to a significant extent on fees and charges to external customers for support. Likewise, the primary government is reported separately from certain legally separate component unit for which the primary government is financially accountable. Significant County accounting policies are described below.

B. Financial Reporting Entity

Escambia County, Florida (the County) is a political subdivision of the State of Florida created pursuant to Chapter 7 of the Florida Statutes. The County is governed by a five-member Board of County Commissioners (the Board), elected from single-member districts. The Board has no powers other than those expressly vested in it by State Statute. In addition to the Board, there are five elected Constitutional Officers: pursuant to Article 8, Section 1(d), of the Constitution of the State of Florida; the Clerk of the Circuit Court and Comptroller, Property Appraiser, Sheriff, Supervisor of Elections, and Tax Collector. The Constitutional Officers maintain separate accounting records and budgets. The Board funds a portion or, in certain instances, all the operating budgets of the County’s Constitutional Officers.

The combining financial statements include the operations of the Board of County Commissioners, Clerk of the Circuit Court and Comptroller, Sheriff, Tax Collector, Property Appraiser, Supervisor of Elections and those separately administered organizations for which the government is considered to be financially accountable. Blended component units are, in substance, part of the primary government’s operations, even though they are legally separate entities. Thus, blended component units are appropriately presented as funds of the primary government. Discretely presented component units are reported in a separate column in the government-wide financial statements to emphasize that they are legally separate from the government.

Blended Component Unit

Community Redevelopment Agency (CRA) – Pursuant to Florida Statutes section 163 Part III, the Community Redevelopment Act of 1969 authorized governments to use tax increment financing as a means for community redevelopment. The primary purpose of this act is to provide local governments with a source of funds to revitalize the deteriorated portions of their communities; thus establishing a financial benefit or burden relationship between the primary government and the CRA. The primary government also has operational responsibility for the Community Redevelopment Agency. In 1995, the Board of County Commissioners adopted Ordinance No. 95-6 which established the Community Redevelopment Agency (CRA) of Escambia County. Nine redevelopment areas are included under the CRA jurisdiction. The County Board serves as the CRA Board and has all rights, powers, duties, privileges and immunities authorized by the Act. The CRA issues a standalone financial report and is reported as a non-major special revenue fund in the fund financial statements of the County; a copy of this report may be found at the Community Redevelopment Agency Office; 221 Palafox Place; Suite 305, Pensacola Florida 32502.

Discretely Presented Component Unit

Proprietary Fund Type:

Santa Rosa Island Authority (SRIA) – The Santa Rosa Island Authority (SRIA) was established by the provisions of Chapter 24-500, Laws of Florida, and Special Acts of 1947, as amended. The County appoints five (5) members of the Authority's six (6) member Board, and one (1) member is elected by the eligible voters who are full time residents of the Island. The County approves the SRIA's budget and issuance of debt. The County has veto power over decisions of the SRIA. The SRIA serves, as the County's leasing agent for property on Santa Rosa Island owned by the County. The operations of SRIA are reported in the SRIA Fund, a discrete component unit in this report. Financial statements for the SRIA can be obtained at 1 Via Deluna, Pensacola Beach, Florida 32561.

Joint Venture:

As defined in Governmental Accounting Standards Board (GASB) Statement No. 14, a joint venture is a separate legal entity or other organization that results from a contractual arrangement (or interlocal agreement) and that is owned, operated or governed by two or more participants as a separate and specific activity subject to joint control in which the participants retain (a) an on-going financial interest or (b) an on-going financial responsibility. The County participates and provides financial support to the following non-equity joint venture:

Pensacola – Escambia County Promotion and Development Commission (PEDC) – This Commission was created in 1967 by Chapter 67-1365, Laws of Florida, amended in 1980 by Chapter 80-579, to promote and develop tourism and industry in Escambia County and in the City of Pensacola. The nine (9) member Commission consists of the President of the Chamber of Commerce, two (2) members of the Pensacola City Council, two (2) members of the Escambia County Commission, one (1) member of the Century City Council, one (1) representative of the Committee of 100 or the Tourist Advisory Council, one (1) at-large member appointed by the Pensacola City Council and one (1) at-large member appointed by the Escambia County Commission. The County and the City of Pensacola each contribute funds annually for the operation of the Commission, but neither has control of the budget or finances of the Commission. Separate financial statements are available from the Pensacola – Escambia County Promotion and Development Commission at 117 West Garden Street, Pensacola, Florida 32593-0550.

Summary financial statements as of September 30, 2024, for the joint venture are as follows:

PEDC
STATEMENTS OF NET POSITION
SEPTEMBER 30, 2024

ASSETS:	\$	17,504,037
LIABILITIES AND NET POSITION:		
Liabilities	\$	10,457,521
Deferred Inflows of Resources		2,001,044
Net Position:		
Restricted:		61,198
Unrestricted:		
Committed		52,309
Unassigned		4,931,965
Total net position	\$	<u>5,045,472</u>

PEDC
STATEMENTS OF ACTIVITIES
FISCAL YEAR ENDED SEPTEMBER 30, 2024

Revenues	\$	1,881,654
Expenses		<u>(1,658,379)</u>
Change in net position		223,275
Net position - beginning		<u>4,822,197</u>
Net position - ending	\$	<u>5,045,472</u>

C. Basis of Presentation – Government-wide and Fund Financial Statements

The basic financial statements consist of the government-wide (based on the County as a whole, including its component unit) and fund financial statements. Both sets of statements categorize primary activities as either governmental or business-type activities.

The government-wide financial statements include a statement of net position and a statement of activities which report on the government as a whole and provide a consolidated financial picture of the government. As a general rule, the effect of interfund activity has been eliminated from the government-wide financial statements. Interfund activities are eliminated to avoid distorted financial results. The amounts reported as internal balances represent the residual amounts due between governmental and business-type activities. Fiduciary Funds of the government are also eliminated from this presentation since these resources are not available for general government funding purposes.

The statement of activities reports functional categories of programs provided by the County and demonstrate how and to what degree those programs are supported by specific revenue. *Governmental activities*, which normally are supported by taxes and intergovernmental revenues, are reported separately from *business-type activities*, which rely to a significant extent on external fees and charges for support. Likewise, the primary government is reported separately from certain legally separate component units for which the primary government is financially accountable.

The statement of activities demonstrates the degree to which the direct expenses of a given program are supported by specific revenues. *Direct expenses* are those that are clearly identifiable with a specific program. *Program revenues* include 1) charges to customers or applicants who purchase, use, or directly benefit from goods, services, or privileges provided by a given function or segment and 2) grants and contributions that are restricted to meeting the operational or capital requirements of a particular function or segment. *General revenues* consist of all taxes and other items collected that help support all functions of Escambia County government.

Individual fund financial statements are provided for governmental funds, proprietary funds and fiduciary funds, even though the latter are excluded from the government-wide financial statements. Major individual governmental funds and major individual enterprise funds are reported as separate columns in the fund financial statements.

The County reports the following major governmental funds:

The *General Fund* is the government's primary operating fund. It accounts for all financial resources of the general government, except those required to be accounted for in another fund. The general fund includes the Board of County Commissioners, Clerk of Circuit Court and Comptroller, Property Appraiser, Sheriff, Supervisor of Elections, and Tax Collector.

The *Disaster Recovery Fund* accounts for financing provided from various grants, or reimbursements to aid the County's recovery from either natural or man-made disasters. Due to the nature of this major fund, the County generally adopts an original appropriated budget of zero.

The *Covid Escambia Fund* accounts for monies collected and disbursed pursuant to the American Rescue Plan Act. The American Rescue Plan Act, signed into law on March 11, 2021, established the "Coronavirus State and Local Recovery Funds program" also to provide support to state, territorial, local, and tribal governments in responding to the economic and public health impacts of COVID-19 and in their efforts to contain impacts on their communities, residents and businesses. Due to continued internal discussion pertaining to the use of these funds, the County adopted an original appropriated budget of zero in Fiscal Year 2024.

The *Local Option Sales Tax Fund (LOST)* accounts for monies collected pursuant to Florida Statutes 212.055, which authorizes the County to impose a one percent (1%) local option infrastructure sales surtax upon taxable transactions occurring within Escambia County, to provide for road and drainage projects and improvements, recreation projects, public safety, expansion of jail and court facilities, and community redevelopment projects. This tax approved by referendum on March 10, 1992, was originally set to expire on December 31, 2017. On November 4, 2014, this tax was extended by referendum through December 31, 2028, as permitted by law.

The County reports the following major proprietary funds:

The *Solid Waste Fund* accounts for solid waste disposal (landfill) operations, primarily financed through franchise fees and user charges.

The *Emergency Medical Service Fund* accounts for the cost of emergency medical services provided in Escambia County. All activities necessary to provide such services are accounted for in this fund.

Additionally, the government reports the following fund types:

The *Internal Service Fund* by definition operates on a cost-recovery basis; and intends to recover the full cost of providing services, including the cost of capital assets (depreciation, related debt service, or estimated replacement cost). This fund accounts for risk management activities, activities for garage and fuel services provided to County departments, and for administration of employee benefits. The Clerk's internal service fund is used to account for balances and activity related to compensated

absences policies of the Clerk of the Circuit Court and Comptroller, for court related activities. The Sheriff's internal service fund is used to account for employee medical insurance coverage for employees of the Sheriff and for risks from medical benefit claims of the self-funded health insurance plan.

Fiduciary Funds are custodial in nature and are therefore excluded from the governmental-wide financial statements. These funds are used to account for assets held by the County as custodian for individuals, private organizations and governments. Fiduciary and Custodial funds use the economic resources measurement focus. Custodial funds are utilized by the Clerk of the Circuit Court and Comptroller, the Tax Collector, the Sheriff, and Board of County Commissioners. Resources include fines, forfeitures, and filing fees collected for other governmental agencies, support payments, jury and witness services, posted bonds collected for individuals, inmate trust funds, confiscated monies held as evidence, property taxes and fees for licenses.

D. Measurement Focus and Basis of Accounting

The **government-wide financial statements** and the **proprietary fund and fiduciary fund financial statements** are reported using the *economic resources measurement focus* and the *accrual basis of accounting*. Revenues are recorded when earned and expenses are recorded when a liability is incurred, regardless of the timing of related cash flows. Property taxes are recognized as revenues in the year for which they are levied. Grants and similar items are recognized as revenue as soon as all eligibility requirements imposed by the provider have been met.

Governmental fund financial statements are reported using the *current financial resources measurement focus* and the *modified accrual basis of accounting*. Revenues are recognized as soon as they are both measurable and available. Revenues are considered to be *available* when they are collectible within the current period or soon enough thereafter to pay liabilities of the current period. For this purpose, the County considers revenues to be available if they are collected within 60 days of the end of the current fiscal period. State shared revenues, sales taxes, franchise taxes, and interest associated with the current fiscal period are all considered to be susceptible to accrual and have been recognized as revenues of the current fiscal period. Expenditures generally are recorded when a liability is incurred, except debt service expenditures and expenditures related to compensated absences and claims and judgments, which are recorded only when payment is due. Capital asset acquisitions are recorded as expenditures in governmental funds. Monies received from issuing long-term debt and acquisitions under capital leases are reported as *other financing sources*.

Expenditure-driven grants are recognized as revenue when the qualifying expenditures have been incurred and all other eligibility requirements have been met, and the amount is received during the period or within the availability period for this revenue source (within 60 days of year-end).

Escambia County allocates indirect costs comprised of administrative overhead costs to functional activities using various allocation charge methods. Therefore, expenses reported for functional activities include these allocated indirect costs. Elimination of these charges would distort the direct costs of the functions concerned.

As a general rule, the effect of interfund activity has been eliminated from the government-wide financial statements, with the exception of administrative overhead components as discussed above.

Amounts reported as program revenue include 1) charges to customers or applicants who purchase, use, or directly benefit from goods, services, or privileges provided; 2) operating grants and contributions; and 3) capital grants and contributions, including special assessments. All taxes, including those dedicated for specific purposes, and internally dedicated resources are reported as general revenues rather than as program revenue.

Proprietary fund financial statements are reported using economic resource measurement focus and the accrual basis of accounting, distinguishing *operating* revenues and expenses from *non-operating* items. Operating revenues and expenses generally result from providing services and producing and delivering goods in connection with a proprietary fund's principal ongoing operations. The principal operating revenues of the County's enterprise funds are charges to customers for sales and services. Operating expenses for enterprise funds and the internal service fund include the cost of sales and services, administrative expenses, and depreciation on capital assets. All revenues and expenses not meeting this definition are reported as non-operating revenues and expenses.

E. Budgetary Information

Annual budgets are adopted on a basis consistent with *generally accepted accounting principles* as required by Florida Statute 129 for all governmental funds. In fiscal year 2024, the Disaster Recovery Fund and Covid Escambia Fund adopted original budget appropriations of zero. These budgets were subsequently amended.

On or before May 1 of each year, the Clerk of the Circuit Court and Comptroller, Property Appraiser, Supervisor of Elections, Sheriff and Tax Collector each submit to the Board of County Commissioners a tentative budget for the ensuing fiscal year.

Within fifteen days after certification of the ad valorem tax roll by the Property Appraiser, the County's Office of Management and Budget submits to the Board of County Commissioners a proposed budget for the fiscal year commencing the following October 1st. Pursuant to the provisions of Section 129.01, Florida Statutes, the proposed budgets as submitted contain balanced statements of estimated revenue and proposed appropriations for each fund required to be presented by law or sound financial practice, including the general, special revenue, debt service, and capital projects funds.

The Board holds public hearings and a final budget must be prepared and adopted no later than September 30. The County's budget is legally enacted through passage of a resolution.

The appropriated budget is prepared by fund, function and department. The Office of Management and Budget is authorized to transfer budgeted amounts within departments of a fund and between departments of a fund; however, the Board of County Commissioners must approve any revisions that alter the total expenditures of any fund. The legal level of budgetary control (i.e., the level at which expenditures may not legally exceed appropriations) is the fund level. The Board of County Commissioners approved supplemental budget amendments during the year that increased the original budget.

All appropriations lapse at the end of each fiscal year, although the county expects to honor purchase orders and contracts in process, subject to authority provided in the subsequent year's budget.

F. Property Taxes

Under Florida law, the assessments of all properties and the collections of all county, municipal, and school board property taxes are consolidated in the offices of the County Property Appraiser and the County Tax Collector. The laws of the state regulating tax assessments are also designed to assure a consistent property valuation method statewide. Pursuant to the State Constitution, Florida Statutes permit counties to levy ad valorem taxes on real and tangible personal property taxes at a rate not to exceed 10 mills for countywide purposes, exclusive of taxes levied for the payments of bonds and taxes levied for periods of not longer than 2 years and approved by a vote of the electors. All property is assessed at 100% of just value. For fiscal year 2024, the County-wide operating millage rate was 6.6165 mills. The County-wide operating millage rate for the Library was .359 mills for a total of 6.9755 mills. The Law Enforcement MSTU rate is .685 for a total direct rate of 7.6605 mills.

The tax levy of the County is established by the Board of County Commissioners prior to October 1 of each year and the Tax Collector incorporates the millage into the total tax levy, which includes the municipalities, special districts, and the County School Board tax requirements and produces the tax bill.

All property is reassessed by the Property Appraiser, according to its fair market value on January 1 of each year. The certified assessment roll is delivered by the Property Appraiser to the Tax Collector. All property taxes are billed in arrears and become due and payable on November 1 of each year. All unpaid taxes become delinquent on April 1 following the year which they are assessed. The legal lien date is January 1 of each year. Discounts are allowed for early payment at the rate of 4% in the month of November, 3% in the month of December, 2% in the month of January, and 1% in the month of February. Taxes paid in March are without a discount. Tax certificates are sold for all delinquent taxes on real property. Virtually all unpaid taxes are collected via the sale of tax certificates prior to year-end. The County does not accrue its portion of the County-held tax sale certificates or personal property tax warrants because such amounts are not considered to be material.

G. Cash and Cash Equivalents

The County defines cash and cash equivalents as cash held at a depository and cash on hand for operating purposes and those investments which are short term and highly liquid. Generally, those investments have original maturities of three (3) months or less from the date of acquisition. The County maintains an equity in pooled cash fund. All monies which are not legally restricted to separate administration are pooled together for investment and are maintained on a daily transaction basis. Investment earnings are distributed in accordance with the participating funds' relative equity. The County's cash deposits are held by banks that qualify as public depositories under the Florida Security for Public Deposits Act as required by Chapter 280, Florida Statutes. The County's cash deposits are fully insured by the Public Deposits Trust Fund.

H. Investments

Investments for the County are reported at fair value (generally based on quoted market prices) except for the Florida Prime Investment Pool, FL CLASS Investment Pool, and Florida Fixed Income Trust which are reported at amortized cost. The Florida Fixed Income Trust Cash Pool has a floating Net Asset Value (NAV) however the investment pool is managed to maintain a constant NAV. Investments are pooled together for investment purposes with each individual fund and/or account maintained on a daily transaction basis. Investment earnings are distributed in accordance with the participating funds' relative equity. Such investments consist of Certificates of Deposit, U.S. Treasury Securities, Federal Instruments, Commercial Paper, Corporate Notes, and State and/or Local Government Debt.

I. Inventories and Prepaid Items

Inventories are valued at cost, using the first-in/first-out method. Annual inventory expenditures reflect supplies consumed. The cost of such inventories is recorded as expenditures/expenses when consumed rather than when purchased.

Certain payments to vendors reflect costs applicable to future accounting periods and are recorded as prepaid items in both the government-wide and fund financial statements. These payments are recorded as expenditures/expenses when consumed rather than when purchased.

J. Restricted Assets

The use of certain assets in business-type activities is restricted by resolution or ordinance. Assets are designated as restricted since their use is limited. Restricted assets reported represent escrow deposits for customers, funds held for the Saufley Construction and Demolition (C&D) project closure, and the Landfill Escrow held for landfill closure and post closure liability.

K. Accounts Receivable

Accounts Receivable are shown net of an allowance for credit losses. The Solid Waste Fund records an allowance for receivables older than 90 days, while the Internal Service Fund provides an allowance for receivables without collections during the past year. Employee training commitments are shown as uncollectible upon separation. All other County funds record an allowance on accounts older than 120 days. Accounts in the General Fund consist primarily of franchise fees receivable. The receivables at the end of the fiscal year include an estimated total allowance for credit losses in the amount of \$6.768 million. This allowance is comprised of \$5.775 million for ambulance receivables in the Emergency Medical Services Fund; \$732,800 for the Internal Service Funds related to the self insurance third party receivables; \$63,000 for the Local Option Sales Tax Fund; \$58,300 for HUD-CDBG housing programs, \$77,400 for the Mass Transit Fund, \$53,700 for Article V detention officer training and \$7,700 for the Solid Waste.

L. Interfund Transactions

Reimbursements to a fund for expenditures/expenses initially made from it, which are applicable to another fund, are recorded as expenditures/expenses in the reimbursing fund, and reductions of expenditures/expenses in the fund that is reimbursed. All other interfund transactions are reported as transfers.

M. Interfund Payables and Receivables

Unpaid amounts of interfund transactions at year end are reflected as “due from other funds” or “due to other funds” in the related fund financial statements. Noncurrent portions of interfund payables and receivables are reported as advances. In governmental funds, advances are offset equally by nonspendable fund balance unless the funds are restricted or committed. Any residual balances outstanding between the governmental activities and business-type activities are reported in the government-wide financial statements as “internal balances.”

N. Leases

The County and Tax Collector have entered into leases that meet the definition of a lease under GASB Statement No. 87. The County’s lease receivable is measured at the present value of lease payments expected to be received during the lease term. Under the lease agreements, the County may receive variable lease payments that are dependent upon the lessee’s revenue. These variable payments based on future performance of the lessee or usage of the underlying asset should not be included in the measurement of lease receivable. Rather, those variable payments should be recognized as inflows of resources in the period to which those payments relate. However, any component of those variable payments that is fixed in substance should be included in the measurement of the lease receivable.

O. Subscription-Based Information Technology Arrangements - SBITAs

The County, Tax Collector, and Sheriff entered into SBITAs for various terms under certain agreements that meet the definition of a SBITA under GASB Statement No. 96. SBITAs are included as other financing sources and capital outlay expenditures in the Statement of Revenues, Expenditures, and Changes in Fund Balance in the year of inception. Payments made in accordance with the lease terms are reported as debt service expenditures in the Statement of Revenues, Expenditures, and Changes in Fund Balance as they are incurred. The SBITA payable is measured at the present value of subscription payments expected to pay over the course of the agreement terms.

P. Capital Assets

Capital Assets, which include property, plant, equipment, intangibles, and infrastructure assets (e.g., roads, bridges, sidewalks, and similar items), are reported in the applicable governmental or business-type

activities columns in the government-wide financial statements. Purchased or constructed assets are recorded at historical cost or at a price that would be paid to acquire the asset with equivalent service potential in an orderly market transaction at the acquisition date. Donated capital assets are recorded at acquisition value at the acquisition date.

The County capitalizes items costing \$5,000 and having an estimated useful life in excess of one year. Buildings, public domain, and system infrastructure assets which represent major expenditures for such items as roads, water and sewer lines, landfill improvements, parks, and drainage systems are capitalized at historical cost. Major outlays for capital assets and improvements are capitalized as projects are constructed.

The costs of normal maintenance and repairs that do not add to the value of the asset or materially extend assets lives are not capitalized.

Capital Assets are depreciated over their estimated useful lives unless they are inexhaustible or are intangible assets with indefinite useful lives. The term depreciation (and related forms of the term) includes amortization of intangible assets.

Depreciation has been provided using the straight-line method. The estimated useful lives of the various classes of depreciable capital assets are as follows:

Buildings	10 – 50 years
Improvements	20 – 50 years
Infrastructure	20 – 50 years
Equipment	3 – 10 years
Intangibles	3 – 5 years
Leased assets	3 – 10 years

Q. Unearned Revenues

Unearned revenues include amounts collected before revenue recognition criteria are met. Expenditure-driven grants and unearned revenue for exchange type transactions are reported as unearned at the end of the fiscal year.

R. Deferred Outflows/Inflows of Resources

In addition to assets, the statement of financial position will sometimes report a separate section for deferred outflows of resources and deferred inflows of resources. Deferred outflows of resources represent a consumption of net assets that applies to future periods. Deferred inflows of resources represent an acquisition of net assets that applies to future periods.

The County has three items that qualify for reporting as deferred outflows of resources. The first is the deferred charge on refunding reported in the government-wide statement of net position. A deferred charge on refunding results from the difference in the carrying value of refunded debt and its reacquisition price. This amount is deferred and amortized over the shorter of the life of the refunded or refunding debt. The second is the deferred outflow of resources related to pensions reported in the government-wide and proprietary statements of net position. The deferred outflows for pensions are an aggregate of items related to pensions as calculated in accordance with GASB Statement No. 68, *Accounting and Financial Reporting for Pensions* and No. 71, *Pension Transition for Contributions Made Subsequent to the Measurement Date*. These deferred outflows for pension will be recognized as pension expense or a reduction of the net pension liability in future reporting years. The third is the deferred outflow of resources related to OPEB reported in the government-wide and proprietary statements of net position. The deferred outflows for OPEB are an aggregate of items related to changes in assumptions and other inputs as calculated in accordance with

GASB Statement No. 75, *Accounting and Financial Reporting for Postemployment Benefits other than Pensions*. These deferred outflows for OPEB will be recognized as benefit expense or a reduction of the net OPEB liability in future reporting years.

The County also reports deferred inflows of resources in the government-wide and proprietary statements of net position. The County has implemented GASB Statement No. 87 Leases; therefore, unavailable revenue for leases is deferred and recognized as an inflow of resources in the period that the amounts become available. The SRIA also has deferred inflows for fees collected prior to the time requirements being met. The deferred inflows for pensions are an aggregate of items related to pensions as calculated under the same principles as the deferred outflows for pensions, and will be recognized as a reduction to pension expense in future reporting years. The deferred inflows for OPEB are an aggregate of items related estimated benefits paid after the measurement date as calculated under the same principles as the deferred outflows for OPEB, and will be recognized as a reduction to benefit expense in future reporting years.

S. Self-Insurance Claims

Liabilities for reported claims and incurred but not reported claims (IBNR) are estimated based on an actuarial review of claims pending and historical experience.

T. Landfill Closure and Postclosure Care Payable

The County recognizes municipal solid waste landfill closure and post closure care costs under the State of Florida's Solid Waste Management Act of 1988, regulations of the Federal Environmental Protection agency and the GASB Statement No. 18, *Accounting for Municipal Solid Waste Landfill Closure and Post closure Care Costs*. The County is required to place a final cover on closed landfills and to provide long-term care for up to thirty years after final cover. These obligations for closure and postclosure are recognized in the Solid Waste Fund over the active life of the landfill, based on landfill capacity used to date.

U. Long Term Obligations

Payments on long term liabilities which are expected to be financed from governmental funds are accounted for as debt service expenditures. For proprietary fund types, long term debt and other obligations are reported as liabilities in the fund financing the obligation. In the government-wide and the proprietary fund financial statements these amounts are reported as liabilities in the statement of net position.

Debt issuance cost, except for prepaid insurance, are expensed in the period incurred. Prepaid insurance cost are reported as an asset and amortized in a systematic and rational manner over the duration of the related debt.

Legal debt margin for bond payments are governed by Florida Statutes 200.181. None of the provisions of this chapter limit or restrict the rate or amount of ad valorem taxes levied for the payment of the principal and the interest on any debt service secured by revenue certificates or by bonds for which the full faith and credit of any taxing district may be pledged.

The County reports pollution remediation obligations, in accordance with GASB Statement No. 49, *Accounting and Financial Reporting for Pollution Remediation Obligations*. The circumstances under which the County will have to estimate, record, and disclose its expected outlays for pollution remediation include: the pollution is an imminent danger to public health or welfare; the government is in violation of a pollution prevention-related permit or license; the government has been named as a responsible party under Superfund or similar state laws; the government is named in a lawsuit that would require participation in remediation activities; or the government legally commits itself to conduct remediation activities.

V. Compensated Absences

The County's reporting of accumulated compensated absences complies with GASB Statement No. 16, *Accounting for Compensated Absences*. The County's policy permits eligible employees to accumulate a limited amount of earned, but unused leave based on years of employment. While employees are encouraged to use their annual leave in the year that it is earned, unused leave time is paid upon separation of service. Compensated absences are recorded as a liability when the benefits are earned in the government-wide and proprietary fund financial statements. The governmental funds recognize an expenditure at the time payments are made to employees.

X. Other Post Employment Benefits (OPEB)

Under the provisions of GASB Statement No. 75 *Accounting and Financial Reporting for Postemployment Benefits Other Than Pensions* (OPEB), the government-wide and proprietary fund financial statements recognize the OPEB expense along with the related liability, deferred outflows and inflows of resources. The OPEB liability is the difference between the total OPEB liability and the plan's fiduciary net position. The plan is currently unfunded. The government-wide financial statements include the liability of all plan participants for the Board of County Commissioners, the Constitutional Officers, and the Santa Rosa Island Authority.

Y. Net Pension Liability

The government-wide and proprietary fund financial statements net pension liability represents the County's proportionate share of the net pension liability of the cost-sharing pension plan in which it participates. The County participates in the Florida Retirement System (FRS) and the Health Insurance Subsidy Program (HIS) which are administered by the Florida Division of Retirement. For purposes of measuring the net pension liability, deferred outflows of resources and deferred inflows of resources related to pensions, pension expense, additions/deductions, and information about the fiduciary's net position have been determined on the same basis as they are reported by this cost-sharing plan. Benefit payments (including refunds of member contributions) are recognized when due and payable in accordance with the benefit terms. Investments are reported at fair value. The government-wide financial statements include the liability of all plan participants for the Board of County Commissioners and the Constitutional Officers.

Z. Fund Balance Reporting and Governmental Fund-Type Definitions

GASB Statement No. 54 *Fund Balance Reporting and Governmental Fund Type Definitions* clarify governmental fund balance classifications and fund-type definitions. The Board of County Commissioners is the County's highest level of decision-making authority. Governmental fund balances are classified either as nonspendable or spendable. Spendable fund balances (restricted, committed, assigned, or unassigned) are further classified below in a hierarchy based on the extent to which there are external and internal constraints on spending of these fund balances. These classifications are described as follows:

Nonspendable fund balance - include amounts that cannot be spent because they are not in spendable form or are legally or contractually required to be maintained intact. Nonspendable types consist of inventories, prepaid amounts, long-term amounts of other assets, loans, notes, and advances receivable, and may include property acquired for resale.

Restricted fund balance – include amounts that can be spent only for specific purposes stipulated by (a) external resource providers such as creditors (by debt covenants), grantors, contributors, or laws or regulations of other governments; or (b) imposed by law through constitutional provisions or enabling legislation.

Committed fund balance – Amounts that can be used only for the specific purposes determined by a formal action of an ordinance of the Board of County Commissioners, the highest level of decision making

authority. Commitments may be changed or lifted only by the Board of County Commissioners taking the same formal action of an ordinance that imposed the constraint originally.

Assigned fund balance – comprises amounts intended to be used by the government for specific purposes. The Board of County Commissioners or management designee (via action by the Board of County Commissioners) has the authority as the official authorized to assign fund balance to a specific purpose as provided by the fund balance policy. In governmental funds other than the general fund, assigned fund balance represents the amount that is not restricted or committed. This indicates that the resources in other governmental funds are, at a minimum, intended to be used for the purpose of that fund.

Unassigned fund balance – is the residual classification for the general fund. This classification represents fund balance that has not been assigned to other funds and that has not been restricted, committed, or assigned to specific purposes within the general fund. Unassigned amounts are technically available for any purpose. Unassigned fund balance may also include negative balances for any governmental fund if expenditures exceed amounts restricted, committed, or assigned for those specific purposes.

The County has adopted a formal fund balance policy. It is the County's goal to maintain a targeted minimum unrestricted fund balance (the sum of the Committed, Assigned and Unassigned fund balance) equal to 2 months of the current fiscal year's operating expenditures and transfers out budgeted for the fund. This unrestricted fund balance is needed to cover short-term cash flow variations, economic downturns, or unanticipated events that would adversely affect the financial condition of the County and jeopardize the continuation of necessary public services.

Compliance with the provisions of the fund balance policy is reviewed as part of the annual budget adoption process and revisions to the levels of fund balance can be determined during this process. Budgeting of amounts of unassigned fund balance for the purpose of balancing the budget requires the Board of County Commissioners' approval.

When multiple categories of fund balance are available for expenditures, the County will start with the most restricted category, unless there are legal documents/contracts that prohibit this order, such as grant agreements requiring dollar for dollar spending. Unassigned fund balance is used when expenditures are incurred for purposes which amounts in any classification could be used.

AA. Net Position

The net positions of proprietary funds, governmental activities and business-type activities are made up of three components. *Net Investment in Capital Assets* which represents net capital assets less related long-term liabilities; unspent debt proceeds will increase this amount. The *Restricted* component of net position consists of restricted assets reduced by liabilities and deferred inflows of resources related to those assets. The restricted component represents assets that are legally restricted. They include reserve funds, special revenues restricted by statute or ordinance, bond proceeds, and other sources restricted for capital or improvements. The *unrestricted* component of net position is the balance not included in the determination of net investment in capital assets or the restricted component of net position.

NOTE 2 - DEPOSITS AND INVESTMENTS

A. Cash and Cash Equivalents

At September 30, 2024, the County's carrying value of cash and cash equivalents totaled \$449,688,929, which is presented as \$432,442,519 in the statement of net position and \$17,246,410 in the statement of fiduciary net position.

Additionally, funds are placed with the State Board of Administration for participation in the Florida Prime Investment Pool, created by Section 218.405, Florida Statutes. This investment pool operates under investment guidelines established by Section 215.47, Florida Statutes. The County's investment in the

Florida Prime Investment Pool, a Security and Exchange Commission (SEC) Rule 2a7-like external investment pool is reported at amortized cost, which is not materially different from fair value. Rule 2a-7 is the rule that permits money market funds to use amortized cost to maintain a constant Net Asset Value (NAV) of \$1.00 per share, provided that such funds meet certain conditions. The Florida Prime Investment Pool has a dollar weighted average days to maturity "WAM" of 39 days as of September 30, 2024. Next interest rate reset dates for floating rate securities are used in the calculation of the WAM. The weighted average life (WAL) of Florida Prime at September 30, 2024 is 74 days. There are no restrictions on redemptions. The Florida Prime Investment Pool is rated by Standard and Poors. The current rating is AAAm.

The County participates in the Florida Cooperative Liquid Asset Securities System (FLCLASS). This investment pool is a stable NAV Government Investment Pool established under Section 218.415, Florida Statutes; and is an intergovernmental investment authorized pursuant to the Florida Interlocal Cooperation Act of 1969. The County's investment in FLCLASS is reported at amortized cost, which is not materially different from fair value. FLCLASS has a dollar weighted average days to maturity "WAM" of 30 days as of September 30, 2024. Next interest rate reset dates for floating rate securities are used in the calculation of the WAM. The weighted average life (WAL) of FLCLASS at September 30, 2024 is 83 days. There are no restrictions on redemptions. FLCLASS is rated by Standard and Poors. The current rating is AAAm.

The County also participates in the Florida Fixed Income Trust (FL FIT). This investment pool is managed as a Floating NAV and managed to dollar in/dollar out Local Government Investment Pool authorized under Section 218.415, Florida Statutes; and is an intergovernmental investment pool authorized pursuant to the Florida Interlocal Cooperation Act of 1969. The County's investment in the FL FIT cash pool is reported at net asset value. FL FIT has a dollar weighted average days to maturity "WAM" of 50 days as of September 30, 2024. Next interest rate reset dates for floating rate securities are used in the calculation of the WAM to reset. The weighted average life (WAL) of FL FIT at September 30, 2024 is 305 days; this duration is equivalent to WAM to final. There are no restrictions on redemptions. FL FIT is rated by Standard and Poors. The current rating is AA Af.

The County also participates in the Florida Local Government Investment Trust (FL TRUST) Day to Day fund, as authorized under Section 218.415, Florida Statutes; and is an intergovernmental investment pool created by interlocal agreement under F.S. 163.01. The Day to Day fund is a "2a-7 like" fund. The fund is carried at amortized cost, which includes accrued income and is a method of calculating an investment's value by adjusting its acquisition cost for amortization of discount or premium over the period from purchase to maturity. The Day to Day fund is reported at fair value, determined by the fair value per share of the pool's underlying portfolio. The Day to Day fund is intended to be a more liquid fund; therefore does not advertise a dollar weighted average days to maturity "WAM", but rather average days to maturity of 10 days as of September 30, 2024. The FL Day to Day is rated by Fitch Ratings' Agency and the current rating is AAAm.

The County's cash deposits are held by banks that qualify as public depositories under the Florida Security for Public Deposits Act as required by Chapter 280, Florida Statutes. At September 30, 2024 the carrying amount of the County's cash deposits totaled \$130,210,568, cash in money market funds totaled \$456,523, the County's investment in the Florida Prime Investment Pool totaled \$144,165,177, the County's investment in FLCLASS totaled \$53,722,558, the County's investment in FL FIT totaled \$83,704,062, and the County's investment in FL TRUST Day to Day totaled \$37,430,042.

B. Investment Portfolio

The Escambia County Board of County Commissioners and Escambia County Clerk of the Circuit Court and Comptroller (Clerk) formally adopted the comprehensive investment policy in January 2010. The policy was created pursuant to Section 218.415, Florida Statutes and established permitted investments, asset allocation limits, issuer limits, credit ratings requirements, and maturity limits to protect the County's cash and investment assets. The County maintains a common cash and investment pool for the use of all funds.

Section 218.415, Florida Statutes, limits the types of investments that a government can invest in unless specifically authorized in the County's investment policy. The Board adopted a list of permitted investments by ordinance, and updated the investment policy in May 2018. The policy allows for the following investments: US Government Securities, US Government Agencies, Federal Instruments, Interest Bearing Time Deposit or Savings Accounts, Agency Mortgage-Backed Securities, Asset-Backed Securities, Repurchase Agreements, Commercial Paper, Corporate Notes, Bankers' Acceptances, State and/or local government taxable and/or tax-exempt debt Registered Investment Companies (Money Market Mutual Funds), and Intergovernmental Investment Pools that contain no derivatives. Derivatives and reverse repurchase agreements are not permitted by the County's investment policy.

The County's investment policy provides asset allocation, issuer, and maturity limits to protect the County's cash and investments. The policy allows for a short-term strategy (maturities of 12 months or less) to provide for operating funds and a longer-term strategy (maturities not exceeding 5 years) for the "core" portion of the portfolio. As defined by GASB Statement 31, *Accounting and Financial Reporting for Certain Investments and for External Investment Pools*, money market investments are reported at amortized costs rather than fair value. The County's investments as defined by GASB Statement No. 72, *Fair Value Measurement and Application* are reported at fair value based on level 2 inputs for quoted prices for identical investments in active markets.

The Constitutional Officers electing not to adopt a written investment policy are limited to investing funds pursuant to Section 218.415, Florida Statutes, and subsection (17). Those investments include the Local Government Surplus Trust Fund, or any authorized intergovernmental investment pool, SEC registered money market funds with the highest credit quality rating from a nationally recognized rating agency, interest-bearing time deposits or savings accounts in qualified public depositories, and direct obligations of the U.S. Treasury.

The County's investment portfolio consists of \$97,895,631 in direct obligations of United States Treasury Securities, Federal Instruments, Commercial Paper, Corporate Notes, State and/or Local Government debt, which are reported at fair value in accordance with GASB Statement No. 31, *Accounting and Financial Reporting for Certain Investments and for External Investment Pools*, and GASB Statement No. 72, *Fair Value Measurement and Application*.

As of September 30, 2024, interest receivable on the County's investment portfolio amounted to \$2,074,843.

ESCAMBIA COUNTY, FLORIDA
NOTES TO FINANCIAL STATEMENTS
September 30, 2024

The County had the following investment types by issuer and effective duration presented in terms of years:

Security Type	Fair Value	Weighted Average Duration (Years)	Credit Rating	Percentage of Portfolio
Short Term Investments:				
Federal Instruments	\$ 2,679,023	0.72	AA+	2.74%
State and/or Local Government Debt	960,429	0.59	AA	0.98%
Corporate Notes	2,846,805	0.64	A	2.91%
Asset-Backed Security	8,175,110	0.67	AAA	8.35%
Total short term investments	<u>14,661,367</u>			<u>14.98%</u>
Long Term Investments:				
United States Treasury Securities	\$ 37,753,832	1.99	AA+	38.57%
Federal Instruments	3,374,902	1.65	AA+	3.45%
Corporate Notes	32,318,321	2.02	A+	33.00%
Asset-Backed Security	9,787,209	1.63	AAA	10.00%
Total long term investments	<u>83,234,264</u>			<u>85.02%</u>
Total Fair Value	<u>\$ 97,895,631</u>			<u>100.00%</u>

Portfolio Weighted Average Duration 1.75

C. Fair Value of Investments

Escambia County measures and records its investments using fair value measurement guidelines established by generally accepted accounting principles. These guidelines recognize a three-tiered fair value hierarchy, as follows:

- *Level 1:* Quoted prices for identical investments in active markets;
- *Level 2:* Observable inputs other than quoted market prices; and
- *Level 3:* Unobservable inputs.

Escambia County uses the market approach method as a valuation technique in the application of GASB Statement No. 72. Security values are derived from pricing sources Refinitiv or Bloomberg provided by the County's third party vendor, PFM Asset Management.

ESCAMBIA COUNTY, FLORIDA
NOTES TO FINANCIAL STATEMENTS
September 30, 2024

At September 30, 2024, the Escambia County had the following recurring fair value measurements.

	9/30/2024	Level 1	Level 2	Level 3
Investments by fair value level				
Debt Securities				
Corporate Notes - Long Term	\$ 32,318,321	\$ -	\$ 32,318,321	\$ -
Corporate Notes - Short Term	2,846,805	-	2,846,805	-
United States Treasury Securities - Long Term	37,753,832	-	37,753,832	-
Federal Instruments - Long Term	3,374,902	-	3,374,902	-
Federal Instruments - Short Term	2,679,023	-	2,679,023	-
State and/or Local Government Debt - Short Term	960,429	-	960,429	-
Asset Backed Securities - Long Term	9,787,209	-	9,787,209	-
Asset Backed Securities - Short Term	8,175,110	-	8,175,110	-
Total debt securities	<u>\$ 97,895,631</u>	<u>\$ -</u>	<u>\$ 97,895,631</u>	<u>\$ -</u>
Investments (cash equivalents) measured at the net asset value (NAV)				
LGIP - FL Prime	144,165,177			
LGIP - FL CLASS	53,722,558			
LGIP - FL FIT	83,704,062			
LGIP - FL TRUST	37,430,042			
Total investments measured at the NAV	<u>319,021,839</u>			
Total investments measured at fair value	<u>\$ 416,917,470</u>			

D. Interest Rate Risk

The County's investment policy sets limits for investment maturities to match known cash needs and anticipated cash flow requirements. Investments of current operating funds have maturities no longer than twelve (12) months. Core funds, investments of reserves, project funds, debt proceeds, and other non-operating funds have a term appropriate for the needs of the funds in accordance with debt covenants, with a maximum term of five (5) years, and the average duration of the funds as a whole may not exceed three (3) years.

The County utilizes "weighted average duration" as a measurement of interest rate risk; as of September 30, 2024, the investments had a weighted average duration of 1.75 years.

The County had \$13,227,401 of securities with embedded options consisting of the option at the discretion of the issuer to call their obligation or pay a stated increase in the interest rate as follows:

ESCAMBIA COUNTY, FLORIDA
NOTES TO FINANCIAL STATEMENTS
September 30, 2024

CUSIP	Description	Maturity Date	Market Value	Call Schedule	Call Date
172967MT5	Citigroup Inc Floating (Callable)	10/30/2024	470,219	Continuous	10/1/2024
025816CY3	American Express Co (Callable)	8/1/2025	219,085	Continuous	7/1/2025
94988J6H5	Wells Fargo Bank Na (Callable)	1/15/2026	715,346	Continuous	12/14/2025
17327CAN3	Citigroup Inc (Callable)	1/25/2026	321,705	Continuous	1/25/2025
06051GKM0	Bank of America Corp (Callable)	4/2/2026	198,397	Continuous	4/2/2025
06051GJD2	Bank of America Corp (Callable)	6/19/2026	448,656	Continuous	6/19/2025
06406RBJ5	Bank of NY Mellon Corp (Callable)	7/24/2026	144,740	Continuous	7/24/2025
857477CD3	State Street Corp (Callable)	8/3/2026	265,466	Continuous	7/3/2026
437076CV2	Home Depot Inc (Callable)	9/30/2026	158,065	Continuous	8/30/2026
25243YBK4	Diageo Capital Plc (Callable)	10/5/2026	440,317	Continuous	9/5/2026
89788MAJ1	Truist Financial Corp (Callable)	10/28/2026	349,415	Continuous	10/28/2025
857477BX0	State Street Corp (Callable)	11/4/2026	141,856	Continuous	11/4/2025
63743HFK3	National Rural Util Coop (Callable)	11/13/2026	149,301	Continuous	10/13/2026
771196CE0	Roche Holdings Inc (Callable)	11/13/2026	656,588	Continuous	10/13/2026
38145GAH3	Goldman Sachs Group Inc (Callable)	11/16/2026	723,902	Continuous	11/16/2025
94988J6F9	Wells Fargo Bank NA (Callable)	12/11/2026	517,422	Continuous	11/9/2026
693475BL8	PNC Financial Services (Callable)	1/26/2027	45,161	Continuous	1/26/2026
63743HFM9	National Rural Util Coop (Callable)	2/5/2027	422,538	Continuous	1/5/2027
532457CJ5	Eli Lilly & Co (Callable)	2/9/2027	461,146	Continuous	1/9/2027
110122EE4	Bristol-Myers Squibb Co (Callable)	2/22/2027	142,941	Continuous	1/22/2027
04636NAK9	Astrazeneca Finance LLC (Callable)	2/26/2027	346,512	Continuous	1/26/2027
17275RBQ4	Cisco Systems Inc (Callable)	2/26/2027	449,558	Continuous	1/26/2027
857477CL5	State Street Corp (Callable)	3/18/2027	296,782	Continuous	2/18/2027
440452AK6	Hormel Foods Corp (Callable)	3/30/2027	229,187	Continuous	2/28/2027
00724PAE9	Adobe Inc (Callable)	4/4/2027	296,934	Continuous	3/4/2027
91324PEY4	United Health Group Inc (Callable)	4/15/2027	738,118	Continuous	3/15/2027
09290DAH4	Blackrock Funding Inc	7/26/2027	463,727	Continuous	6/26/2027
438516CX2	Honeywell International (Callable)	7/30/2027	428,365	Continuous	6/30/2027
46647PDW3	JPMorgan Chase & Co (Callable)	10/22/2027	248,709	Continuous	10/22/2026
10373QBY5	BP Cap Markets America (Callable)	11/17/2027	555,164	Continuous	10/17/2027
57636QBA1	Mastercard Inc (Callable)	1/15/2028	221,569	Continuous	12/15/2027
06406RBX4	Bank of NY Mellon Corp (Callable)	7/21/2028	646,554	Continuous	7/21/2027
46647PEL6	JPMorgan Chase & Co (Callable)	7/22/2028	473,928	Continuous	7/22/2027
025816DV8	American Express Co (Callable)	7/26/2028	132,788	Continuous	7/26/2027
06418GAL1	Bank of Nova Scotia (Callable)	9/8/2028	401,242	Continuous	9/8/2027
61690U8E3	Morgan Stanley Bank NA (Callable)	7/14/2028	306,001	Continuous	7/14/2027
			\$ 13,227,401		

The County's long-term portfolio has no federal instrumentalities mortgage pass-through securities but does contain asset-backed securities rated AAA.

The Local Government Investment Pool Short-Term Bond Fund contains asset-backed securities rated AAA, and collateralized mortgage obligations.

E. Credit Risk

The County's investment policy permits the following investments, which are limited to credit quality ratings from nationally recognized rating agencies as described below:

- U.S. Government Treasury Securities, U.S. Government Agency, and Federal Instruments.
- Commercial paper of any United States company that is rated, at the time of purchase, "Prime-1" by Moody's and "A-1" by Standard & Poor's (prime commercial paper).
- Corporate notes issued by corporations organized and operating within the United States or by depository institutions licensed by the United States that have a long-term debt rating, at the time of purchase, at a minimum "A" by Moody's and a minimum long-term debt rating of "A" by Standard & Poor's.
- Bankers' acceptances issued by a domestic bank or a federally chartered domestic office of a foreign bank, which are eligible for purchase by the Federal Reserve System, if at the time of purchase, the short-term paper is rated, at a minimum "P-1" by Moody's Investors Services and "A-1" by Standard & Poor's.
- Agency Mortgage Backed Securities that are issued or fully guaranteed as to principal and interest by a U.S. Federal agency or government sponsored enterprise; and asset backed securities with underlying collateral.
- State and/or local government taxable and/or tax-exempt debt, general obligation and/or revenue bonds, rated at least "Aa" by Moody's and "AA" by Standard & Poor's for long-term debt, or rated at least "MIG-2" by Moody's and "SP-2" by Standard & Poor's for short-term debt.
- Registered Investment Companies (Money Market Mutual Funds) rated "AAAm" by Standard & Poor's or the equivalent by another rating agency.
- Intergovernmental Investment Pool rated "AAAm, AA Af, S1" by Standard & Poor's or the equivalent by another rating agency.

As of September 30, 2024, the majority of the County's investment securities in the amount of \$97,895,631 were all individually rated AAA, AA+, AA, A+ or A or by Standard & Poors Rating Services.

The County's \$144,165,177 investment in the Florida State Board of Administration's Local Government Surplus Funds Trust Fund (FL PRIME) was rated by Standard and Poors. The current rating as of September 30, 2024 was AAAm. Additional information for the Florida Prime Investment Pool can be found at <https://www.sbafla.com/prime>.

The County's \$37,430,042 investment in the Florida Local Government Investment Trust (FL TRUST) Day to Day Fund is rated by Fitch. The current rating as of September 30, 2024 was AAAm. Additional information for the fund can be found at <http://www.floridatrusionline.com>.

The County's \$53,722,558 investment in Florida Cooperative Liquid Asset Securities System (FLCLASS) Local Government Investment Pool was rated by Standard and Poors. The current rating as of September 30, 2024 was AAAm. Additional information for FLCLASS can be found at <https://www.flclass.com>.

The County's \$83,704,062 investment in Florida Fixed Income Trust (FL FIT) Local Government Investment Pool was rated by Standard and Poors. The current rating as of September 30, 2024 was AA Af. Additional information for FL FIT can be found at <https://fl-fit.com>.

F. Custodial Credit Risk

The County's investment policy requires securities, with the exception of certificates of deposits, to be held with a third party custodian; and all securities purchased by, and all collateral obtained by the County to be properly designated as an asset of the County. The securities must be held in an account separate and apart from the assets of the financial institution. Certificates of deposits are placed in the provider's safekeeping department for the term of the deposit.

As of September 30, 2024, the County's securities portfolio was held with a third-party custodian as required by the County's investment policy.

G. Concentration of Credit Risk

The County's investment policy establishes asset allocation and issuer limits on the following investments to reduce concentration of credit risk of the County's investment portfolio:

	Asset Allocation Maximum	Individual Issuer Limit
United States Government Securities	100%	N/A
United States Government Agencies (1)	100%	40%
Federal Instruments (1)	75%	40%
Interest Bearing Time Deposit or Saving Account	50%	15%
Repurchase Agreements	20%	10%
Commercial Paper	25%	5%
Corporate Notes	50%	5%
Agency Mortgage-Backed Securities	25%	25%
Asset-Backed Securities	25%	5%
Bankers' Acceptances	10%	5%
State and/or Local Government Taxable and/or Tax-Exempt Debt	25%	5%
Registered Investment Companies (Money Market Mutual Funds)	50%	25%
Intergovernmental Investment Pool (2)	75%	50%

(1) Treasury Strips are limited to 10% of available funds

(2) Fund may not contain derivatives

ESCAMBIA COUNTY, FLORIDA
NOTES TO FINANCIAL STATEMENTS
September 30, 2024

NOTE 3 – CAPITAL ASSETS

A. Changes in Capital Assets

The following show the changes in capital assets of governmental activities:

Governmental Activities	Primary Government			Ending Balance 9/30/2024
	Beginning Balance 9/30/2023	Increases	Decreases	
Capital Assets, Not Being Depreciated:				
Land	\$ 82,181,660	\$ 299,610	\$ -	\$ 82,481,270
Construction In Progress	23,609,007	32,375,208	(6,567,311)	49,416,904
Total Capital Assets, Not Being Depreciated	<u>105,790,667</u>	<u>32,674,818</u>	<u>(6,567,311)</u>	<u>131,898,174</u>
Capital Assets, Being Depreciated and Amortized:				
Buildings and Improvements	383,692,756	5,307,553	-	389,000,309
Equipment	164,658,592	23,813,927	(4,435,490)	184,037,029
Intangible Computer Software	8,960,004	-	-	8,960,004
Infrastructure	1,058,325,208	65,368,824	-	1,123,694,032
Right to use Buildings	996,410	-	-	996,410
Right to use Subscriptions	10,186,068	-	-	10,186,068
Total Capital Assets Being Depreciated	<u>1,626,819,038</u>	<u>94,490,304</u>	<u>(4,435,490)</u>	<u>1,716,873,852</u>
Less Accumulated Depreciation For:				
Buildings and Improvements	(162,785,335)	(9,933,003)	-	(172,718,338)
Equipment	(121,625,903)	(12,249,146)	3,288,327	(130,586,722)
Intangible Computer Software	(8,711,049)	(109,743)	-	(8,820,792)
Infrastructure	(636,800,740)	(23,892,401)	-	(660,693,141)
Right to use Buildings	(573,100)	(286,550)	-	(859,650)
Right to use Subscriptions	(1,521,702)	(1,936,618)	-	(3,458,320)
Total Accumulated Depreciation	<u>(932,017,829)</u>	<u>(48,407,461)</u>	<u>3,288,327</u>	<u>(977,136,963)</u>
Total Capital Assets, Being Depreciated, Net	<u>694,801,209</u>	<u>46,082,843</u>	<u>(1,147,163)</u>	<u>739,736,889</u>
Governmental Activities Capital Assets, Net	<u>\$ 800,591,876</u>	<u>\$ 78,757,661</u>	<u>\$ (7,714,474)</u>	<u>\$ 871,635,063</u>

The following is a summary of governmental activities depreciation and amortization expense by function. As used in this section, the term depreciation includes amortization of intangible assets:

ESCAMBIA COUNTY, FLORIDA
NOTES TO FINANCIAL STATEMENTS
September 30, 2024

Depreciation Governmental Activities:	
General Government	\$ 3,930,956
Public Safety	16,036,400
Physical Environment	1,642,195
Transportation	20,262,588
Economic Environment	873,340
Human Services	370,795
Culture/Recreation	3,433,510
Court Related	1,785,799
Capital Assets held by the government's Internal Service Fund and charged to individual functions based on usage	<u>71,878</u>
Total Depreciation Expense - Governmental Activities	<u><u>\$ 48,407,461</u></u>

The following shows the changes in capital assets of business type activities:

Business-type Activities	Primary Government			Ending Balance 9/30/2024
	Beginning Balance 9/30/2023	Increases	Decreases	
Capital Assets, Not Being Depreciated:				
Land	\$ 6,806,793	\$ -	\$ -	\$ 6,806,793
Construction In Progress	<u>14,359,176</u>	<u>1,661,110</u>	<u>-</u>	<u>16,020,286</u>
Total Capital Assets, Not Being Depreciated	<u>21,165,969</u>	<u>1,661,110</u>	<u>-</u>	<u>22,827,079</u>
Capital Assets, Being Depreciated:				
Buildings and Improvement	38,790,075	530,301	-	39,320,376
Equipment	34,992,730	5,842,247	(2,048,386)	38,786,591
Intangible Computer Software	176,255	-	-	176,255
Infrastructure	56,806,144	59,177	-	56,865,321
Right to use Equipment	<u>10,707,902</u>	<u>2,264,243</u>	<u>-</u>	<u>12,972,145</u>
Total Capital Assets Being Depreciated	<u>141,473,106</u>	<u>8,695,968</u>	<u>(2,048,386)</u>	<u>148,120,688</u>
Less Accumulated Depreciation For:				
Buildings and Improvements	(33,563,318)	(958,216)	-	(34,521,534)
Equipment	(24,285,177)	(2,749,039)	1,986,950	(25,047,266)
Intangible Computer Software	(176,255)	-	-	(176,255)
Infrastructure	(33,556,357)	(1,068,900)	-	(34,625,257)
Right to use Equipment	<u>(478,031)</u>	<u>(1,401,209)</u>	<u>-</u>	<u>(1,879,240)</u>
Total Accumulated Depreciation	<u>(92,059,138)</u>	<u>(6,177,364)</u>	<u>1,986,950</u>	<u>(96,249,552)</u>
Total Capital Assets, Being Depreciated, Net	<u>49,413,968</u>	<u>2,518,604</u>	<u>(61,436)</u>	<u>51,871,136</u>
Total Business-Type Activities				
Capital Assets, Net	<u>\$ 70,579,937</u>	<u>\$ 4,179,714</u>	<u>\$ (61,436)</u>	<u>\$ 74,698,215</u>

ESCAMBIA COUNTY, FLORIDA
NOTES TO FINANCIAL STATEMENTS
September 30, 2024

The following is a summary of business-type activities depreciation expense by program:

Depreciation Business-type activities:	
Solid Waste Fund	\$ 2,833,879
Inspections Fund	95,363
Emergency Medical Service Fund	2,519,182
Bay Center Fund	<u>728,940</u>
Total Depreciation Expense - Business-type Activities	<u>\$ 6,177,364</u>

B. Summaries of Capital Assets

The following summarizes capital assets found on the statement of net position for governmental activities and business-type activities:

	Primary Government		Total
	Governmental Activities	Business-Type Activities	
Capital Assets, Not Being Depreciated:			
Land	\$ 82,481,270	\$ 6,806,793	\$ 89,288,063
Construction In Progress	<u>49,416,904</u>	<u>16,020,286</u>	<u>65,437,190</u>
Total Capital Assets, Not Being Depreciated:	131,898,174	22,827,079	154,725,253
Capital Assets, Being Depreciated and Amortized, Net:			
Buildings	389,000,309	39,320,376	428,320,685
Equipment	184,037,029	38,786,591	222,823,620
Intangible Computer Software	8,960,004	176,255	9,136,259
Infrastructure	1,123,694,032	56,865,321	1,180,559,353
Right to use Buildings	996,410	-	996,410
Right to use Equipment	-	12,972,145	12,972,145
Right to use Subscriptions	<u>10,186,068</u>	<u>-</u>	<u>10,186,068</u>
Capital Assets, Being Depreciated:	1,716,873,852	148,120,688	1,864,994,540
Less: Accumulated Depreciation	<u>(977,136,963)</u>	<u>(96,249,552)</u>	<u>(1,073,386,515)</u>
Total Capital Assets, Being Depreciated, Net:	739,736,889	51,871,136	791,608,025
Total Capital Assets, Net	<u>\$ 871,635,063</u>	<u>\$ 74,698,215</u>	<u>\$ 946,333,278</u>

ESCAMBIA COUNTY, FLORIDA
NOTES TO FINANCIAL STATEMENTS
September 30, 2024

C. Construction and Other Contractual Commitments

The following is a summary of major construction and other contractual commitments outstanding as of September 30, 2024:

Projects	Spent-to-Date	Remaining Commitment
Governmental Activities:		
Building Projects	\$ 18,266,642	\$ 2,939,641
Environmental Projects	674,688	179,148
Road & Bridge Projects	30,699,419	21,655,464
Pensacola Beach Projects	2,488,973	354,622
Economic Development Projects	13,143,837	4,611,465
Parks Projects	257,773	353,244
Vehicles and Equipment	2,975,962	6,776,554
Transit	799,397	3,471,475
Community Redevelopment Projects	39,919	1,553,769
Disaster Recovery	2,545,422	1,976,532
RESTORE Projects	9,572,236	5,014,331
ARPA Projects	13,704,126	13,712,927
Total	\$ 95,168,394	\$ 62,599,172
Business Type Activities		
Solid Waste Landfill Projects	\$ 2,492,406	\$ 3,403,236
Solid Waste Landfill Equipment	18,650	371,409
Total	\$ 2,511,056	\$ 3,774,645

D. Discretely Presented Component Unit

Capital assets activity for the Santa Rosa Island Authority, a discretely presented component unit, for the year ended September 30, 2024, was as follows:

	Component Unit			
	Beginning Balance 9/30/2023	Increases	Decreases	Ending Balance 9/30/2024
Santa Rosa Island Authority				
Capital Assets, Being Depreciated:				
Buildings	\$ 1,064,609	\$ 12,782	\$ -	\$ 1,077,391
Improvements other than Buildings	134,884	93,542	-	228,426
Equipment	284,116	92,378	(94,921)	281,573
Total Capital Assets Being Depreciated	1,483,609	198,702	(94,921)	1,587,390
Less Accumulated Depreciation For:				
Capital Assets	(884,971)	(65,752)	94,107	(856,616)
Capital Assets, Net	<u>\$ 598,638</u>	<u>\$ 132,950</u>	<u>\$ (814)</u>	<u>\$ 730,774</u>

ESCAMBIA COUNTY, FLORIDA
NOTES TO FINANCIAL STATEMENTS
September 30, 2024

The following is a summary of the component unit business-type activities depreciation expense by program:

Depreciation component unit:	
Santa Rosa Island Authority	\$ 65,752
Total Depreciation Expense - Component Unit	<u>\$ 65,752</u>

NOTE 4 - INTERFUND RECEIVABLES, PAYABLES, ADVANCES, AND TRANSFERS

The composition of interfund balances as of September 30, 2024 is as follows:

	<u>Receivable From Other Funds</u>	<u>Payable to Other Funds</u>
Major Funds:		
General Fund	\$ 832,384	\$ 602,654
Major Capital Project Fund:		
Local Option Sales Tax Fund (LOST)	-	672,134
Non-major Funds:		
Special Revenue Funds	254,907	123,034
Internal Service Fund	310,531	-
	<u>\$ 1,397,822</u>	<u>\$ 1,397,822</u>

	<u>Advances Receivable from Other Funds</u>	<u>Advances Payable to Other Funds</u>
Major Funds:		
General Fund:	\$ 2,000,000	\$ 2,800,000
Major Special Revenue Funds:		
Disaster Recovery Fund	-	32,637,295
Major Capital Project Fund:		
Local Option Sales Tax Fund (LOST)	38,639,702	-
Major Enterprise funds		
Emergency Medical Service	-	1,200,000
Non-major Funds:		
Special Revenue Funds	-	8,002,407
Internal Service Fund	4,000,000	-
	<u>\$ 44,639,702</u>	<u>\$ 44,639,702</u>

Interfund receivables and payables resulted primarily from revenues accrued in certain funds that are transferred to other funds. Advances consist primarily of transactions between funds to finance operations, provide services, construction of assets and to service debt. An advance of \$31.6 million was provided from the Local Option Sales Tax Fund (LOST) to the Disaster Recovery Fund to cover expenditures related to

ESCAMBIA COUNTY, FLORIDA
NOTES TO FINANCIAL STATEMENTS
September 30, 2024

Hurricane Sally until pending FEMA reimbursements are realized. Additional advances will be made as expenditures are incurred.

	<u>Transfers In</u>	<u>Transfers Out</u>
Major Funds:		
General Fund	\$ 3,684,691	\$ 21,216,835
Major Capital Project Fund:		
Local Option Sales Tax (LOST)	-	7,593,099
Major Enterprise Fund:		
Solid Waste Fund	-	1,250,853
Emergency Medical Service Fund	-	909,236
Non-major Funds:		
Special Revenue Funds	18,856,675	8,257,475
Debt Service Funds	11,808,759	-
Enterprise Funds	<u>4,877,373</u>	<u>-</u>
	<u>\$ 39,227,498</u>	<u>\$ 39,227,498</u>

Transfers to or from other funds are based on budgetary requirements as determined by the Office of Management and Budget. These transfers are primarily established during initial budget adoption. However, transfers may also be established through Supplemental Budget Amendments as necessary throughout the fiscal year. Transfers to Special Revenue Funds consist primarily of \$5.5 million to the Transportation Trust Fund from the General Fund to cover costs in excess of fuel tax revenue, and costs that are non-trust fund eligible expenditures and \$9.9 million to the Fire Protection Fund. Transfers to Enterprise Funds consists of \$4.8 million to the Bay Center Fund from the Tourist Development Fund to support operations and renewal and replacement of the Pensacola Bay Center. Transfers are also used to move pledged revenue for debt service from the funds collecting the revenue to the debt service fund as required for bond coverage. LOST transferred \$5.1 million for debt service and \$2.4 million to Article V Fund to cover expenditures for certain court related programs.

NOTE 5 – OTHER ASSETS

A summary of other assets as of September 30, 2024 is as follows:

	<u>General Fund</u>	<u>LOST Fund</u>	<u>Total</u>
PEDC receivable	\$ 14,188	\$ 2,531,804	\$ 2,545,992
Lease receivable	4,044,665	-	4,044,665
IHMC loan receivable	-	3,460,000	3,460,000
	<u>\$ 4,058,853</u>	<u>\$ 5,991,804</u>	<u>\$ 10,050,657</u>

A. PEDC Receivable

The County has an interlocal agreement with the Pensacola Economic Development Commission (PEDC) To fund the development of the Downtown Technology Park Infrastructure. The majority of the funding source is from Local Option Sales Tax. There is no time limitation on the repayment; however, net proceeds from the sale of each Downtown Technology Park lot will be applied to the outstanding balance.

B. Lease Receivable

The County's lease receivable is measured at the present value of lease payments expected to be received during the lease term. Under the lease agreements, the County may receive variable lease payments that are dependent upon the lessee's revenue. These variable payments based on future performance of the lessee or usage of the underlying asset should not be included in the measurement of lease receivable. Rather, those variable payments should be recognized as inflows of resources in the period to which those payments relate. However, any component of those variable payments that is fixed in substance should be included in the measurement of the lease receivable.

The County leases land, building, and office space to third parties. As of September 30, 2024, the County's lease receivables were valued at \$4,044,665 and the deferred inflow of resources associated with these leases that will be recognized as revenue over the term of the leases are \$3,810,349. The lease receivables for Governmental Activities at September 30, 2024 were as follows:

Governmental Activities:	<u>Lease Receivable</u>
Building and office space leases - lease payments totaling \$618,144 plus interest at a rate of 1.25-1.99%, due dates ranging from October 1, 2024 to January 1, 2026	\$ 4,044,665
Total Government Activities Lease Receivables	<u>\$ 4,044,665</u>

The County's principal operations are not related to lessor activities, therefore, not considered necessary to disclosure future maturities.

C. IHMC Note Receivable

On November 14, 2013, the County and the Florida Institute for Human and Machine Cognition, Inc., (IHMC) entered into an agreement whereby the County's LOST Fund committed to loan up to \$12 million to IHMC for paying off existing indebtedness and expansion of facilities in downtown Pensacola. During prior years IHMC borrowed \$11,994,700, and the remaining \$5,300 was utilized to pay debt service. On November 28, 2018, the County restructured the loan to an effective yield rate of 1.98%-3.25% payable to the County over the remaining 15-year period from the inception of the agreement. The principal balance owed at September 30, 2024 was \$3,460,000. IHMC is committed to making the following payments to the County under the payment plan:

<u>Year</u>	<u>Principal</u>	<u>Interest</u>	<u>IHMC Payment Schedule</u>
2025	\$ 810,000	\$ 173,000	\$ 983,000
2026	845,000	132,500	977,500
2027	885,000	90,250	975,250
2028	920,000	46,000	966,000
	<u>\$ 3,460,000</u>	<u>\$ 441,750</u>	<u>\$ 3,901,750</u>

ESCAMBIA COUNTY, FLORIDA
NOTES TO FINANCIAL STATEMENTS
September 30, 2024

NOTE 6 - LONG TERM LIABILITIES

A. Schedule of Changes in Long Term Liabilities

The County's outstanding long-term debt includes bonds payable, revenue notes payable, claims payable, compensated absences, other post employment benefits, net pension liability-proportionate share, claims and judgments, accrued landfill closure costs, and remediation costs.

The following is a schedule of changes in the County's long term liabilities for the fiscal year ended September 30, 2024:

	<u>Balance</u> <u>10/1/23</u>	<u>Additions</u>	<u>Reductions</u>	<u>Balance</u> <u>9/30/24</u>	<u>Due Within</u> <u>One Year</u>
Governmental Activities:					
Revenue bonds payable	\$ 101,945,000	\$ -	\$ (3,875,000)	\$ 98,070,000	\$ 4,035,000
Revenue notes payable	26,060,000	-	(2,355,000)	23,705,000	2,425,000
Bonds/notes payable	128,005,000	-	(6,230,000)	121,775,000	6,460,000
Unamortized Bond Issue Premium	11,729,383	-	(781,254)	10,948,129	-
Total bonds/notes payable	139,734,383	-	(7,011,254)	132,723,129	6,460,000
Claims payable	7,914,000	25,219,900	(25,674,900)	7,459,000	2,596,000
Claims payable Sheriff Trust	1,609,607	-	(866,443)	743,164	743,164
Lease payable	442,913	-	(296,842)	146,071	146,071
Subscriptions payable	8,271,654	-	(1,917,542)	6,354,112	1,364,785
Compensated absences	33,917,452	16,238,724	(14,522,889)	35,633,287	3,563,329
Other post employment benefits*	16,648,434	-	(4,782,572)	11,865,862	-
Net pension liability*	249,808,830	-	(5,448,320)	244,360,510	-
Pollution remediation obligation	26,645	-	(26,645)	-	-
Governmental activities					
long-term liabilities	<u>\$ 458,373,918</u>	<u>\$ 41,458,624</u>	<u>\$ (60,547,407)</u>	<u>\$ 439,285,135</u>	<u>\$ 14,873,349</u>
Business-type Activities:					
Lease payable	\$ 9,605,756	\$ 2,264,244	\$ (1,164,478)	\$ 10,705,522	\$ 1,487,381
Compensated absences	1,560,726	921,079	(686,965)	1,794,840	179,484
Other post employment benefits*	952,133	-	(338,002)	614,131	-
Net pension liability*	22,872,185	-	(554,603)	22,317,582	-
Landfill closure costs	28,700,598	1,907,745	-	30,608,343	97,937
Pollution Remediation Costs	-	-	-	-	-
Business-type activities					
Long-term liabilities	<u>\$ 63,691,398</u>	<u>\$ 5,093,068</u>	<u>\$ (2,744,048)</u>	<u>\$ 66,040,418</u>	<u>\$ 1,764,802</u>

* presented net increases (decreases)

ESCAMBIA COUNTY, FLORIDA
NOTES TO FINANCIAL STATEMENTS
September 30, 2024

Compensated absences, other net post employment benefits, and net pension liability will be liquidated in future periods primarily by the General Fund.

B. Bonds and Notes Payable

The County has revenue bonds and revenue notes payable outstanding at year end. There are no lines of credit issued for the County. There are no significant, finance-related consequences, or subjective acceleration clauses contained in the County debt issues. The Sales Tax Refunding Revenue Note, Series 2012 was modified on April 22, 2022, pursuant to Resolutions R22-43, to lower the interest rate to 2.48% effective October 1, 2022, and to eliminate the mandatory prepayment option. The County revenue bonds have been issued as public offerings. The County revenue notes are not issued directly to investors or lenders but are issued through a financial intermediary; note terms are not directly negotiated by the County with the investor or lender. The County bonds and notes are not direct borrowing or direct placement debt. As of September 30, 2024, there are no business type-activity notes or bonds payable.

The following is a schedule of bonds and notes outstanding at September 30, 2024:

	<u>Purpose of Issue</u>	<u>Amount Issued</u>	<u>Amount Outstanding</u>	<u>Interest Rates</u>	<u>Final Maturity</u>
Governmental Activities:					
Revenue Bonds:					
Sales Tax Revenue Bonds, Series 2017	Capital Project	\$ 78,060,000	\$ 74,165,000	2%-5%	10/1/2047
Capital Improvement Refunding Revenue Bond Series 2018	Capital Project	\$ 41,545,000	<u>\$ 23,905,000</u>	5.000%	10/1/2031
Total Revenue Bonds			<u>98,070,000</u>		
Revenue Notes:					
Sales Tax Refunding Revenue Note Series 2012	Refunding	\$ 48,040,000	<u>\$ 23,705,000</u>	2.480%	10/1/2032
Total Revenue Notes			<u>23,705,000</u>		
Total Bonds & Notes Payable - Governmental Activities			<u>\$ 121,775,000</u>		

C. Pledged Revenues

Escambia County has pledged certain revenues to repay certain bonds and notes outstanding at September 30, 2024. There are no assets pledged as collateral for debt. The following table reports the revenues, sometimes net of related operating expenses, pledged for each debt issue, the amount of such revenues received in the current year, the current year principal and interest paid on the debt, the approximate percentage of each revenue which is pledged to meet the debt obligation, the date through which the revenue is pledged under the debt agreement, and the total pledged future revenues for each debt, which is the amount of the remaining principal and interest on the bonds and notes at September 30, 2024:

ESCAMBIA COUNTY, FLORIDA
NOTES TO FINANCIAL STATEMENTS
September 30, 2024

<u>Governmental Activities</u>	<u>Revenue Pledged</u>	<u>Current Year Total Revenue</u>	<u>Pledged Outstanding Principal & Interest</u>	<u>Estimated Revenue Percentage Pledged</u>	<u>Principal & Interest Paid</u>	<u>Maturity Calendar Year</u>
Revenue Bonds and Notes:						
Sales Tax Revenue Bond Series 2017	Half Cent Sales Tax	\$35,309,173	\$129,537,500	16.0%	\$ 4,199,450	2047
Capital Improvement Refunding Revenue Bond Series 2018	Non-Ad valorem	4,607,250	28,607,250	89%	4,597,250	2031
Sales Tax Refunding Revenue Note Series 2012	Half Cent Sales Tax	35,309,173	26,668,619	9.4%	3,012,059	2032
Total Revenue Bonds and Notes - Governmental Activities			\$184,813,369		\$11,808,759	

D. Leases

Although legally separate entities, the general funds of the Clerk, Property Appraiser, Sheriff, Supervisor of Elections, and Tax Collector are included as a General Fund component of the County. The Tax Collector is a lessee for noncancellable leases of buildings and office space. The County is a lessee for a noncancellable lease of equipment. As of September 30, 2024, the County's lease payable of \$10,705,522 was composed of the following:

Governmental Activities:	<u>Lease Payable</u>
Building and office space leases - payments totaling \$296,842 plus interest at rates ranging from 2.61% to 2.64%, due dates ranging from October 1, 2024 to September 1, 2025.	\$ 146,071
Total Government Activities Lease Payables	\$ 146,071
Business-Type Activities:	
Equipment Leases - payments totaling \$1,164,478 plus interest at a rate of 3.04%, due dates ranging from October 1, 2024 to May 1, 2032.	\$ 10,705,522
Total Business-Type Activities Lease Payables	\$ 10,705,522

ESCAMBIA COUNTY, FLORIDA
NOTES TO FINANCIAL STATEMENTS
September 30, 2024

The future principal and interest lease payments as of September 30, 2024, were as follows:

Governmental Activities:			Business-Type Activities:		
<u>Fiscal Year</u>	<u>Principal</u>	<u>Interest</u>	<u>Fiscal Year</u>	<u>Principal</u>	<u>Interest</u>
2025	\$ 146,071	\$ 1,241	2025	\$ 1,487,381	\$ 23,777
2026	-	-	2026	1,490,475	20,682
2027	-	-	2027	1,493,666	17,491
2028	-	-	2028	1,496,955	14,202
2029	-	-	2029	1,500,346	10,811
2030-2032	-	-	2030-2032	3,236,699	11,030
	<u>\$ 146,071</u>	<u>\$ 1,241</u>		<u>\$ 10,705,522</u>	<u>\$ 97,993</u>

E. Subscription Based Information Technology Agreements

Although legally separate entities, the general funds of the Clerk, Property Appraiser, Sheriff, Supervisor of Elections, and Tax Collector are included as a General Fund component of the County. The Sheriff, Tax Collector, and the County have noncancellable right to use contracts for underlying IT assets. As of September 30, 2024, the County's subscription payable of \$6,354,112 was composed of the following:

Governmental Activities:	<u>Subscription Payable</u>
Subscription payable - payments totaling \$1,917,542 plus interest at rates ranging from 1.25% to 5.05%, due dates ranging from October 1, 2024 to September 1, 2030 .	\$ 6,354,112
Total Government Activities Subscription Payables	<u>\$ 6,354,112</u>

The future principal and interest subscription payments as of September 30, 2024, were as follows:

Governmental Activities:		
<u>Fiscal Year</u>	<u>Principal</u>	<u>Interest</u>
2025	\$ 1,364,785	\$ 5,789
2026	1,074,111	4,449
2027	1,095,141	3,060
2028	977,326	2,078
2029	1,004,507	1,057
2029-2030	838,242	-
	<u>\$ 6,354,112</u>	<u>\$ 16,432</u>

ESCAMBIA COUNTY, FLORIDA
NOTES TO FINANCIAL STATEMENTS
September 30, 2024

F. Compensated Absences

Compensated absences are accrued in proprietary funds at year end. The County does not accrue compensated absences in governmental funds; however, compensated absences paid in governmental funds are charged to the fund and function in which the employee was related and are reported as a liability on the governmental activities statement of net position. The following is a summary schedule of compensated absences as of September 30, 2024:

	Balance 10/1/23	Additions	(Reductions)	Balance 9/30/24
Governmental Activities:				
Board of County Commissioners	\$ 15,401,924	\$ 6,186,040	\$ (5,452,341)	\$ 16,135,623
Clerk	596,303	227,139	(180,618)	642,824
Property Appraiser	618,665	497,382	(452,090)	663,957
Supervisor of Elections	68,090	50,014	(30,912)	87,192
Sheriff	16,054,830	8,673,898	(7,737,880)	16,990,848
Tax Collector	375,354	426,092	(395,447)	405,999
Internal Service Fund - BCC	189,895	18,166	(56,517)	151,544
Internal Service Fund - Clerk	612,391	159,993	(217,084)	555,300
	<u>\$ 33,917,452</u>	<u>\$ 16,238,724</u>	<u>\$ (14,522,889)</u>	<u>\$ 35,633,287</u>
Business-type Activities:				
Solid Waste Fund	\$ 357,892	\$ 183,835	\$ (140,312)	\$ 401,415
Inspection Fund	456,170	282,237	(137,974)	600,433
Emergency Medical Service Fund	746,664	455,007	(408,679)	792,992
	<u>\$ 1,560,726</u>	<u>\$ 921,079</u>	<u>\$ (686,965)</u>	<u>\$ 1,794,840</u>

G. Other Post Employment Benefits (OPEB)

Other Post Employment Benefits (OPEB) are accrued in proprietary funds at year end. The County does not accrue OPEB in governmental funds; however, these benefits in governmental funds are charged to the fund and function in which the employee was related and are reported as a liability on the governmental activities statement of net position. The following is a summary schedule of OPEB as of September 30, 2024:

	Balance 10/1/23	Additions	(Reductions)	Balance 9/30/24
Governmental Activities:				
Governmental Activities	\$ 16,648,434	-	\$ (4,782,572)	\$ 11,865,862
	<u>\$ 16,648,434</u>	<u>\$ -</u>	<u>\$ (4,782,572)</u>	<u>\$ 11,865,862</u>
Business-type Activities:				
Solid Waste Fund	\$ 149,932	-	\$ (51,204)	\$ 98,728
Emergency Medical Service Fund	661,245	-	(237,985)	423,260
Inspections Fund	140,956	-	(48,813)	92,143
	<u>\$ 952,133</u>	<u>\$ -</u>	<u>\$ (338,002)</u>	<u>\$ 614,131</u>

H. Net Pension Liability (NPL)

The following is a summary schedule of the net pension liability as of September 30, 2024:

Net pension liability FRS

	<u>Balance</u> <u>10/1/23</u>	<u>Increase</u> <u>(Decrease)</u>	<u>Balance</u> <u>9/30/24</u>
Governmental Activities:			
Governmental Activities	\$ 192,875,914	\$ (2,155,143)	\$ 190,720,771
	<u>\$ 192,875,914</u>	<u>\$ (2,155,143)</u>	<u>\$ 190,720,771</u>
Business-type Activities:			
Solid Waste Fund	\$ 1,830,244	\$ (22,833)	\$ 1,807,411
Inspections Fund	1,583,462	(25,248)	1,558,214
Emergency Medical Service Fund	14,387,483	(171,299)	14,216,184
	<u>\$ 17,801,189</u>	<u>\$ (219,380)</u>	<u>\$ 17,581,809</u>
Total NPL FRS	<u>\$ 210,677,103</u>	<u>\$ (2,374,523)</u>	<u>\$ 208,302,580</u>

Net pension liability HIS

	<u>Balance</u> <u>10/1/23</u>	<u>Increase</u> <u>(Decrease)</u>	<u>Balance</u> <u>9/30/24</u>
Governmental Activities:			
Governmental Activities	\$ 56,932,916	\$ (3,293,177)	\$ 53,639,739
	<u>\$ 56,932,916</u>	<u>\$ (3,293,177)</u>	<u>\$ 53,639,739</u>
Business-type Activities:			
Solid Waste Fund	\$ 583,841	\$ (34,889)	\$ 548,952
Inspections Fund	484,736	(38,579)	446,157
Emergency Medical Fund	4,002,419	(261,755)	3,740,664
	<u>\$ 5,070,996</u>	<u>\$ (335,223)</u>	<u>\$ 4,735,773</u>
Total NPL HIS	<u>\$ 62,003,912</u>	<u>\$ (3,628,400)</u>	<u>\$ 58,375,512</u>
Governmental Activities:	\$ 249,808,830	\$ (5,448,320)	\$ 244,360,510
Business-type Activities:	22,872,185	(554,603)	22,317,582
Total NPL	<u>\$ 272,681,015</u>	<u>\$ (6,002,923)</u>	<u>\$ 266,678,092</u>

ESCAMBIA COUNTY, FLORIDA
NOTES TO FINANCIAL STATEMENTS
September 30, 2024

I. Debt Service Requirements

The following schedule shows debt service requirements to maturity for the County's bonds payable and notes payable:

Governmental Activities:

Fiscal Year	Revenue Bonds Payable		Revenue Notes Payable		Total
	Principal	Interest	Principal	Interest	
2025	\$ 4,035,000	\$ 4,727,950	\$ 2,425,000	\$ 596,049	\$ 11,783,999
2026	4,225,000	4,526,200	2,490,000	535,074	11,776,274
2027	4,415,000	4,314,950	2,560,000	472,464	11,762,414
2028	4,600,000	4,094,200	2,635,000	409,212	11,738,412
2029	3,845,000	3,864,200	2,710,000	341,839	10,761,039
2030-2034	15,660,000	16,675,750	10,885,000	608,981	43,829,731
2035-2039	19,350,000	12,640,600	-	-	31,990,600
2040-2044	24,270,000	7,713,250	-	-	31,983,250
2045-2047	17,670,000	1,517,650	-	-	19,187,650
Total	\$ 98,070,000	\$60,074,750	\$ 23,705,000	\$ 2,963,619	\$ 184,813,369

The following schedule shows the minimum and maximum future principal installments:

Governmental Activities:	Annual Principal Installment Amounts		
Revenue Bonds:			
Sales Tax Revenue Bond, Series 2017	\$ 665,000	to	\$ 6,180,000
Capital Improvement Refunding Revenue Bond, Series 2018	\$ 3,035,000	to	\$ 3,830,000
Revenue Notes:			
Sales Tax Refunding Revenue Note, Series 2012	\$ 2,425,000	to	\$ 5,225,000

The following table sets forth the debt service requirements on the Bonds and other outstanding County indebtedness secured by a pledge of a portion of or a covenant to budget and appropriate Non-Ad Valorem Revenues for the Capital Improvement Revenue Refunding Bond, Series 2018:

ESCAMBIA COUNTY, FLORIDA
NOTES TO FINANCIAL STATEMENTS
September 30, 2024

Capital Improvement Revenue Refunding Bond, Series 2018						
Year	Principal	Interest	Total Debt Service	Outstanding Other Non-Ad Valorem Debt Service (1)	Total Non-Ad Valorem Debt Service	
10/1/2025	\$ 3,370,000	\$ 1,195,250	\$ 4,565,250	\$ 7,218,749	\$ 11,783,999	
10/1/2026	3,525,000	1,026,750	4,551,750	7,224,524	11,776,274	
10/1/2027	3,680,000	850,500	4,530,500	7,231,914	11,762,414	
10/1/2028	3,830,000	666,500	4,496,500	7,241,912	11,738,412	
10/1/2029	3,035,000	475,000	3,510,000	7,251,039	10,761,039	
10/1/2030	3,165,000	323,250	3,488,250	7,262,397	10,750,647	
10/1/2031	3,300,000	165,000	3,465,000	7,269,744	10,734,744	
10/1/2032	-	-	-	9,553,440	9,553,440	
10/1/2033	-	-	-	6,394,950	6,394,950	
10/1/2034	-	-	-	6,395,950	6,395,950	
10/1/2035	-	-	-	6,398,950	6,398,950	
10/1/2036	-	-	-	6,398,450	6,398,450	
10/1/2037	-	-	-	6,399,200	6,399,200	
10/1/2038	-	-	-	6,395,700	6,395,700	
10/1/2039	-	-	-	6,398,300	6,398,300	
10/1/2040	-	-	-	6,394,300	6,394,300	
10/1/2041	-	-	-	6,394,800	6,394,800	
10/1/2042	-	-	-	6,399,300	6,399,300	
10/1/2043	-	-	-	6,397,050	6,397,050	
10/1/2044	-	-	-	6,397,800	6,397,800	
10/1/2045	-	-	-	6,395,800	6,395,800	
10/1/2046	-	-	-	6,395,550	6,395,550	
10/1/2047	-	-	-	6,396,300	6,396,300	
Total	\$ 23,905,000	\$ 4,702,250	\$28,607,250	\$ 156,206,119	\$ 184,813,369	

(1) Includes debt service on the County's Sales Tax Refunding Revenue Note, Series 2012 and Sales Tax Revenue Bonds, Series 2017.

J. Long-Term Debt – Bonds and Notes

The **Sales Tax Refunding Revenue Note, Series 2012** in the aggregate amount of \$48,040,000 was issued on August 1, 2012. The Note has a fixed interest rate of 2.820% and a maturity date of October 1, 2032. The proceeds of the 2012 Note refunded on a current basis the balance of the Sales Tax Revenue Refunding Bonds Series 2002. The 2012 Sales Tax Refunding Revenue Note was modified April 22, 2022 to lower the interest rate to 2.48% (from 2.82%) effective October 1, 2022. The modification also eliminated the mandatory prepayment option. The Bond is secured by certain pledged revenues consisting primarily of amounts received by the County as proceeds of the local Government Half-Cent Sales Tax.

The **Sales Tax Revenue Bond, Series 2017** for a par amount of \$78,060,000 and a net premium of \$10,682,424 was issued on June 22, 2017. The bonds have coupon rates ranging from 2% to 5%, with the yield ranging from .93% to 3.69% and a maturity date of October 1, 2047. The proceeds of this bond are reported in the 2017 Capital Projects fund and are being used for the construction of the new Jail Facility.

The bond is secured by certain pledged revenues consisting of amounts received by the County as proceeds of the Local Government Half-Cent Sales Tax.

Bond compliance updates for the Sales Tax Revenue Bond, Series 2017 consist of:

- Historical sales tax revenue, which can be found in the Statistical Section (schedule 12).
- Pro forma debt service coverage from sales tax revenue, which can be in the Statistical Section (schedule 13)

The **Capital Improvement Refunding Revenue Bond, Series 2018** for a par amount of \$41,545,000 and a net premium of \$5,318,882 was issued on November 28, 2018. The bonds have an average coupon rate 5%, with a true interest cost of 2.978988% and a maturity date of October 1, 2031. The Bonds are secured by a covenant to budget and appropriate from legally available Non-Ad Valorem revenues and will use the same source of pledged revenue as the refunded issues. The proceeds of this bond are reported in the debt service fund and used to current refund the following three issues:

- The Sales Tax Refunding Revenue Bond, Series 2011 which was issued in the aggregate amount of \$29,535,000 on October 21, 2011. The proceeds of this bond were used to advance refund a portion of the Sales Tax Revenue Refunding Bonds Series 2002. The Bond was secured by certain pledged revenues consisting primarily of amounts received by the County as proceeds of the Local Government Half-Cent Sales Tax.
- The Capital Improvement Refunding Revenue Bond, Series 2011 which was issued in the aggregate amount of \$19,345,000 on December 9, 2011. The proceeds of this 2011 Bond were used to advance refund all of the outstanding Capital Improvement Revenue Bonds Series 2002. The Bond was secured by a covenant to budget and appropriate from available Non-Ad Valorem revenues.
- The Capital Improvement Revenue Note, Series 2013 which was issued in the aggregate amount of \$12,000,000 on November 14, 2013. The proceeds of this note reimbursed the LOST fund for acquisition and construction of certain transportation and drainage related capital improvements of the County. The Note was secured by a covenant to budget and appropriate from legally available Non-Ad Valorem revenues.

Bond compliance updates for the Capital Improvement Refunding Revenue Bond, Series 2018 consist of:

- Historical Non-Ad Valorem Revenues, which can be found in the Statistical Section (schedule 14).
- Debt Service Requirements, which can be found in Note 6 of this financial statement.
- Compliance with Anti-Dilution Test, which can be found in the Statistical Section (schedule 15).

K. Conduit Debt Obligations

Conduit debt obligations have been established in the County's name by private-sector entities for the acquisition and construction of industrial and commercial facilities deemed to be in the public interest. The bonds are secured by the property financed and are payable solely from payments received on the underlying mortgage loans and leases. Neither the County, nor the State, nor any political subdivision thereof, is obligated in any manner for repayment of the bonds. Accordingly, the bonds are not reported as liabilities in the accompanying financial statements. As of September 30, 2024, the outstanding conduit debt of Escambia County is \$216,500,000.

L. Landfill Closure and Postclosure Care Liability

State and federal laws and regulations require the County to place a final cover on its landfill when closed and to perform certain maintenance and monitoring functions at the landfill site for thirty years after closure. The cost of closure and postclosure care is allocated based on landfill capacity used to date and the type of waste being collected. The Beulah, Klondike, Mobile Highway, and Camp Five landfills are closed.

Perdido Landfill is the only currently open landfill. Perdido Landfill design life is 44 years and future landfill cells will provide disposal capacity through 2033.

As of September 30, 2024, Perdido Landfill's Class I capacity is at 79.55%, leaving an estimated life of nine (9) years remaining. The accrued cost for closure care and postclosure care as of September 30, 2024, is \$30,608,343. The remaining closure and postclosure costs to be recognized, based upon the current engineering estimates are \$22,012,248, and will be recognized as the remaining estimated capacity is used. All amounts recognized are based on an estimate by the County's engineers of the cost to perform all closure and postclosure care as of September 30, 2024. Actual costs may be different due to inflation, deflation, changes in technology, or changes in laws and regulations. The landfill is in the process of expansion to add additional capacity and useful life.

The County is required by state and federal laws and regulations to establish escrow accounts for closure and postclosure costs of the landfill. The County has complied with these requirements by depositing required amounts into a landfill management escrow account. Any balance in the account is reported as a restricted asset on the statement of net position of the Solid Waste Enterprise Fund. The restricted escrow balance as of September 30, 2024 is \$21,058,638.

Closure and Postclosure Care Liability:

	2024	2023
Current	\$ 97,937	\$ 98,356
Long-term	30,510,406	28,602,242
Total Liability	<u>\$ 30,608,343</u>	<u>\$ 28,700,598</u>

NOTE 7 - RISK MANAGEMENT PROGRAM

A. County

The County maintains a risk management program whereby the County is responsible for specific workers' compensation, general property and casualty, and auto liability claims. The risk management program is additionally responsible for active employee and retiree medical, prescription drug, and dental plans. The Santa Rosa Island Authority and Escambia County Law Library Board are also covered through the County's risk management program. The following are the types of risks and coverage:

Workers Compensation – The County is covered for workers' compensation claims through a policy with the Florida Municipal Insurance Trust. The County was self-insured for workers compensation claims prior to 2008. Coverage limits under the policy include statutory limits, as well as \$1,000,000 bodily injury for each accident and \$1,000,000 bodily injury by disease for each employee with an aggregate \$1,000,000 policy limit.

Casualty and Property – The County is self-insured for liability. Limits, unless immunity is waived, are \$100,000 per claim with a \$300,000 aggregate limit pursuant to Florida's Sovereign Immunity Statute §768.28. Property limits are \$75 million for all risks including flood and wind with a \$25,000 deductible per occurrence.

Medical – The County offers medical and dental benefits to employees and retirees, under self-insured plans administered by Florida Blue and MetLife Dental. Effective January 1, 2016 medical limits are self-insured for \$250,000 annually per covered individual, with annual \$1,000,000 aggregate stop loss coverage

The County currently reports all of its risk management activities, including claims liabilities, in the Internal Service Fund. Liabilities are reported when it is probable that a loss has occurred and the amount of the

ESCAMBIA COUNTY, FLORIDA
NOTES TO FINANCIAL STATEMENTS
September 30, 2024

loss can be reasonably estimated. Liabilities on workers compensation, casualty and property claims prior to June 9, 2008 include an amount for claims that have been incurred but not reported (IBNR). The claims liabilities totaling \$7,459,000 reported in the County's Internal Service Fund at September 30, 2024 are actuarially determined based on historical and current information regarding the Fund. There were no settlements in excess of the insurance coverage in any of the three prior fiscal years.

Changes in the estimated liability for self-insured losses for the past two years are as follows:

Workers compensation, casualty & property:

	<u>2024</u>	<u>2023</u>
Unpaid claims, beginning	\$ 6,460,000	\$ 6,745,000
Claims incurred and changes in estimates	(237,119)	651,495
Less: claims paid	<u>(475,881)</u>	<u>(936,495)</u>
Unpaid claims, ending	\$ 5,747,000	\$ 6,460,000
Estimated claims due within one year	<u>(884,000)</u>	<u>(1,070,000)</u>
Estimated claims due longer than one year	<u>\$ 4,863,000</u>	<u>\$ 5,390,000</u>

Medical:

	<u>2024</u>	<u>2023</u>
Unpaid claims, beginning	\$ 1,454,000	\$ 1,890,000
Changes in estimates	258,000	(436,000)
Claims incurred	25,457,019	23,003,783
Less: claims paid	<u>(25,457,019)</u>	<u>(23,003,783)</u>
Unpaid claims, ending	\$ 1,712,000	\$ 1,454,000
Estimated claims due within one year	<u>(1,712,000)</u>	<u>(1,454,000)</u>
Estimated claims due longer than one year	<u>\$ -</u>	<u>\$ -</u>

B. Sheriff

The Sheriff utilizes a self-funded health plan to provide comprehensive medical benefits to the employees, retirees, and their dependents by participating in the Florida Sheriffs Employee Benefit Trust (FSEBT).

The Sheriff uses an internal service fund to account for risks from medical benefit claims. Claim expenditures and liabilities are reported when it is probable that a loss has occurred and the amount of that loss can be reasonably estimated. On September 30, 2024, the amount of these liabilities was \$743,164. This liability has been determined based on an actuarial valuation of all claims reported and all claims incurred but not reported (IBNR) as of September 30, 2024. Claims liabilities are calculated considering the effects of inflation, recent claim settlement trends, including frequency and amount of payouts, and other economic and social factors.

Changes in the estimated liability for self-insured losses for the past two years are as follows:

Florida Sheriff Employee Benefits Trust:

	2024	2023
Unpaid claims, beginning	\$ 1,609,607	\$ 591,184
Claims incurred	9,484,371	10,005,297
Less: claims paid	<u>(10,350,814)</u>	<u>(8,986,874)</u>
Unpaid claims, ending	\$ 743,164	\$ 1,609,607
Estimated claims due within one year	<u>(743,164)</u>	<u>(1,609,607)</u>
Estimated claims due longer than one year	<u>\$ -</u>	<u>\$ -</u>

NOTE 8 - RETIREMENT SYSTEM

The County participates in the Florida Retirement System (FRS) which is a cost sharing multiple employer contributory retirement system administered by the State of Florida (State). The FRS was established in 1970 by Chapter 121, Florida Statutes. In 2002 the FRS was amended to provide a defined contribution plan alternative to the defined benefit plan for FRS members effective July 1, 2002. Rules governing the operation and administration of the system may be found in Chapter 60S of the Florida Administrative Code. Chapter 112, Florida Statutes established the Retiree Health Insurance Subsidy (HIS) Program, a cost-sharing multiple employer defined benefit pension plan to assist retired members of any state-administered retirement system in paying the cost of health insurance.

The State of Florida Retirement System issues a publicly available stand-alone financial report (ACFR) which includes financial statements and required supplementary information. Also available are the pension systems actuarial reports to support the schedules of employer allocations and schedules of pension amounts by employer. These reports are available on the division’s website at:
http://www.dms.myflorida.com/workforce_operations/retirement/publications.

The ACFR and actuarial reports may also be obtained by contacting the Division of Retirement at:

Department of Management Services
Division of Retirement
Research and Education Section
P.O. Box 9000
Tallahassee, FL 32315-9000

850-488-5706 or toll free 844-377-1737

There are six classes of membership applicable to the County. Members are eligible for normal retirement when they have met the requirements listed below. Early retirement may be taken any time after vesting within 20 years of normal retirement age; however, there is a 5 percent benefit reduction for each year prior to the normal retirement age.

- **Regular Class, Senior Management Service Class, and Elected Officers’ Class Members**– For members initially enrolled in the FRS before July 1, 2011, six or more years of creditable service and age 62, or the age after completing six years of creditable service if after age 62. Thirty years of creditable service regardless of age before age 62. For members initially enrolled in the FRS on or after July 1, 2011, eight or more years of creditable service and age 65, or the age after completing eight years of creditable service if after age 65. Thirty-three years of creditable service regardless of age before age 65.

- **Special Risk Class and Special Risk Administrative Support Class Members** – For members initially enrolled in the FRS before July 1, 2011, six or more years of Special Risk Class service and age 55, or the age after completing six years of Special Risk Class service if after age 55. Twenty-five years of special risk service regardless of age before age 55. A total of 25 years of service including special risk service and up to four years of active duty wartime service and age 52. Without six years of Special Risk Class service, members of the Special Risk Administrative Support Class must meet the requirements of the Regular Class. For members initially enrolled in the FRS on or after July 1, 2011, eight or more years of Special Risk Class service and age 60, or the age after completing eight years of Special Risk Class service if after age 60. Thirty years of special risk service regardless of age before age 60. Without eight years of Special Risk Class service, members of the Special Risk Administrative Support Class must meet the requirements of the Regular Class.
- **The Deferred Retirement Option Program (DROP)** is available under the FRS Pension Plan when the member first reaches eligibility for normal retirement. The DROP allows a member to retire while continuing employment for up to 96 months.

FRS Membership and Plan Benefits - The FRS Pension Plan provides retirement and disability benefits, death benefits and survivor's benefits. Members are also eligible for in-line-of-duty or regular disability benefits if permanently disabled and unable to work. Benefits are established by State Statutes. Retirement benefits are based on a formula comprised of age, average compensation, length of FRS service, and membership class. Average compensation is computed as the average of an individual's five highest years of earnings for members hired before July 1, 2011 or eight highest years of earnings for members hired on or after July 1, 2011. The amount of benefit payments is also affected by the retirement income option chosen by the plan participant.

Pension plan participants may choose to receive benefit in retirement under one of four options which will include a 3% cost-of-living adjustment each July (adjustments are only applicable for FRS service earned prior to July 1, 2011).

If a pension plan participant leaves FRS-covered employment, the pension plan benefit is frozen until the member returns to FRS-covered employment or begins receiving early or normal retirement benefit.

HIS Membership and Plan Benefits - The HIS membership is available to all members within the FRS and defined contribution Investment Plan. The benefit is a monthly payment to assist retirees of the state-administered retirement systems in paying their health insurance costs. Eligible retirees and beneficiaries receive a monthly HIS payment equal to the number of years of service credited at retirement multiplied by \$7.50. The minimum payment is \$45 and the maximum payment is \$225 per month, pursuant to section 112.363 Florida Statutes. To be eligible to receive a HIS benefit, a retiree under one of the state-administered retirement systems must provide proof of eligible health insurance coverage, which can include Medicare.

Contribution Requirements -The County is required to contribute at an actuarially determined rate; these rates are a percent of annual covered payroll. Members are required to contribute 3% of their annual salary, while members participating in DROP are not required to make the 3% contribution. The County's contractually required contribution rate includes the HIS contribution, .06% administrative and educational fee and any applicable unfunded actuarial liability "UAL" rates. The HIS required contribution rate is 2.00% for both the 2024 and 2023 FRS plan years. This contribution when combined with the member contribution is expected to finance the cost of the benefits earned by members during the year, with an additional amount to finance any unfunded accrued liability.

ESCAMBIA COUNTY, FLORIDA
NOTES TO FINANCIAL STATEMENTS
September 30, 2024

Descriptions and contribution rates in effect during the period ended September 30, 2024 and two preceding FRS fiscal years are as follows:

	<u>7/01/24- 6/30/25</u>	<u>7/01/23- 6/30/24</u>	<u>7/01/22- 6/30/23</u>	<u>7/01/21- 6/30/22</u>
Regular Class - Members not qualifying for other classes:	13.63%	13.57%	11.91%	10.82%
Senior Management:	34.52%	34.52%	31.57%	29.01%
Elected Officials Class:	58.68%	58.68%	57.00%	51.42%
Deferred Retirement Option Program (DROP):	21.13%	21.13%	18.60%	18.34%
Special Risk Class - Members employed as law enforcement officers, firefighters, or correctional officers meet the criteria to qualify for this class:	32.79%	32.67%	27.83%	25.89%
Special Risk Administrative Support:	39.82%	39.82%	38.65%	37.76%

For the years ending September 30, 2024, 2023, 2022 the County contributed \$39,682,216, \$33,706,334, and \$27,489,402, respectively, equal to 100% of the required contributions for each year.

The Florida Legislature has the authority for establishing or amending retirement legislation and related bills of significance to members of the Florida Retirement System (FRS). Passed bills are presented to the Governor and approved before they may be enacted into law.

Net pension liability, deferred outflows/inflows of resources and pension expense related to the County defined benefit pension plan

At September 30, 2024, the County reported a liability of \$266,678,092 for its proportionate share of the net pension liability. The net pension liability was measured as of June 30, 2024, and the total pension liability used to calculate the net pension liability was determined by an actuarial valuation as of July 1, 2023. The County's proportion of the net pension liability was based on the County's long-term share of contributions to the FRS relative to the contributions of all participating governments. At June 30, 2024, the County's change in proportion was increased from its proportion measured as of June 30, 2023.

The following table presents the information on the County's proportionate share of the FRS and HIS:

	<u>FRS</u>	<u>HIS</u>	<u>County Total</u>
Proportionate Share of Net Pension			
Liability at June 30, 2023	\$ 208,302,580	\$ 58,375,512	\$ 266,678,092
County's proportion at June 30, 2024	0.0053846	0.0038914	
County's proportion at June 30, 2023	0.0052872	0.0039042	
Change in proportion during current year	<u>0.0000975</u>	<u>-0.0000128</u>	

For the fiscal year ended September 30, 2024, the County recognized pension expense credit of \$103,853.

ESCAMBIA COUNTY, FLORIDA
NOTES TO FINANCIAL STATEMENTS
September 30, 2024

At September 30, 2024, the County reported deferred outflows of resources and deferred inflows of resources related to pensions from the following sources:

	FRS		HIS		County Total
	Deferred Outflow	Deferred Inflow	Deferred Outflow	Deferred Inflow	Deferred Outflow (Deferred Inflow)
Differences between expected and actual experience	\$ 21,044,153	\$ -	\$ 563,655	\$ 112,090	\$ 21,495,718
Changes in assumptions	28,549,773	-	1,033,110	6,910,912	22,671,971
Net difference between projected and actual earnings on pension plan investments	-	13,844,873	-	21,112	(13,865,985)
Changes in proportion and differences between County contributions and proportionate share of contributions	9,861,741	6,126,133	2,778,569	1,403,042	5,111,135
County contributions subsequent to the measurement date	8,507,519	-	908,809	-	9,416,328
	<u>\$ 67,963,186</u>	<u>\$ 19,971,006</u>	<u>\$ 5,284,143</u>	<u>\$ 8,447,156</u>	<u>\$ 44,829,167</u>

The \$9,416,328 reported as deferred outflows related to pensions resulting from the County's contributions subsequent to the measurement date will be recognized as a reduction of the net pension liability in the year ended September 30, 2025. Other amounts reported as deferred outflows and inflows of resources related to pensions will be recognized in pension expense as follows:

Reporting year			County Total
Ending Sept 30,	FRS	HIS	Deferred Outflow (Deferred Inflow)
2025	\$ 3,497,547	\$ 660,588	\$ 4,158,135
2026	(37,995,602)	815,071	(37,180,531)
2027	(2,769,827)	1,187,346	(1,582,481)
2028	(131,008)	830,168	699,160
2029	(2,085,772)	452,331	(1,633,441)
Thereafter	-	126,319	126,319
TOTALS	<u>\$ (39,484,662)</u>	<u>\$ 4,071,823</u>	<u>\$ (35,412,839)</u>

The total FRS pension liability as of the actuarial valuation date of July 1, 2024 was determined based on the discount rate using the following actuarial assumptions, applied to all periods included in the measurement. The total pension liability is calculated using the Individual Entry Age Normal cost allocation method, which differs from the Ultimate Entry Age Normal cost allocation method used in the funding valuation for the system.

ESCAMBIA COUNTY, FLORIDA
NOTES TO FINANCIAL STATEMENTS
September 30, 2024

FRS actuarial methods and assumptions are:

Valuation Date	7/1/2024
Measurement Date	6/30/2024
Actuarial cost allocation method	Individual Entry Age Normal
Amortization method	Level Percentage of Pay, Closed
Equivalent single amortization period	30 years
Asset valuation method	Fair value
Actuarial Assumptions:	
Discount rate	6.70%
Long-term expected rate of return, net of investment expense, including inflation	6.70%
Municipal bond rate	N/A
Inflation	2.40%
Salary increases including inflation	3.50%

Mortality rates were based on the PUB-2010 base table, projected generationally with Scale MP-2021.

HIS actuarial methods and assumptions are:

Valuation Date	7/1/2024
Measurement Date	6/30/2024
Actuarial Assumptions:	
Discount rate	3.93%
Long-term expected rate of return, net of investment expense, including inflation	N/A
Municipal bond rate	3.93%
Inflation	2.40%
Salary increases including inflation	3.50%

Mortality rates were based on the PBU-2010 base table, projected generationally with scale MP-2021.

The actuarial assumptions that determined the total pension liability as of June 30, 2024 were based on the results of an actuarial experience study for the period of July 1, 2018 – June 30, 2023.

The discount rate used for calculating the total FRS pension liability was 6.7%, The FRS plan's fiduciary net position was projected to be available to make all projected future benefit payments of current active and inactive members. Therefore, the discount rate for calculating the total pension liability is equal to the long term expected rate of return. The discount rate used for calculating the total HIS pension liability is equal to the single rate that results in the same actuarial present value as would be calculated by using two different discount rates for the discount at the long-term expected rate of return for benefit payments prior to the projected depletion of the fiduciary net pension (trust assets) and the discount at a municipal bond rate for benefit payments after the projected depletion date. The HIS benefit is essentially funded on a pay-as-you-go basis, the depletion date is considered to be immediate, and the single equivalent discount rate is equal to the municipal bond rate selected by the plan sponsor.

ESCAMBIA COUNTY, FLORIDA
NOTES TO FINANCIAL STATEMENTS
September 30, 2024

The long term expected rate of return on pension plan investments was not based on historical returns, but instead is based on a forward-looking capital market economic model. The allocation policy's description of each asset class was used to map the target allocation to the asset classes shown below. Each asset class assumption is based on a consistent set of underlying assumptions and includes an adjustment for the inflation assumption.

The target allocation and best estimates of arithmetic and geometric real rates of returns for each major asset class are summarized in the following table:

Asset Class	Target Allocation (1)	Annual Arithmetic Return	Compound Annual (Geometric) Return	Standard Deviation
Cash	1.0%	3.3%	3.3%	1.1%
Fixed income	29.0%	5.7%	5.6%	3.9%
Global equity	45.0%	8.6%	7.0%	18.2%
Real estate	12.0%	8.1%	6.8%	16.6%
Private equity	11.0%	12.4%	8.8%	28.4%
Strategic investments	<u>2.0%</u>	6.6%	6.2%	8.7%
	100%			
Assumed Inflation - Mean			2.4%	1.5%

(1) As outlined in the Plan's investment policy

Sensitivity of the County's proportionate share of the pension liability to changes in the discount rate is calculated using the discount rate for the respective plans, as well as what the County's proportionate share of the net pension liability would be if it were calculated using a discount rate that is 1-percentage point lower or 1-percentage point higher than the current rate:

FRS Net Pension Liability (Asset)			HIS Net Pension Liability (Asset)		
1% Decrease	Current Discount Rate	1% Increase	1% Decrease	Current Discount Rate	1% Increase
5.70%	6.70%	7.70%	2.93%	3.93%	4.93%
\$ 366,396,945	\$ 208,302,580	\$ 75,865,017	\$ 66,453,017	\$ 58,375,512	\$ 51,669,876

Detailed information about the pension plan's fiduciary net position is available in the separately issued FRS financial report.

NOTE 9 - POST EMPLOYMENT BENEFITS OTHER THAN PENSIONS (OPEB)

Other post employment benefits are provided by the County in the form of life and health insurance for pre-Medicare eligible retirees at the same rate as active participants. In health insurance plans where a government's retirees and current members are insured together as a group, the premiums paid by the retirees may be lower than they would have been if the retirees were insured separately. This is called an *implicit rate subsidy*. Under this single-employer OPEB plan, benefit provisions are essentially the same for the Board of County Commissioners and all of the other Constitutional Officers, except for the Sheriff, who

ESCAMBIA COUNTY, FLORIDA
NOTES TO FINANCIAL STATEMENTS
September 30, 2024

maintains a separate health insurance contract and therefore has different costs associated with the premium payments on behalf of the Sheriff's members.

A stand-alone financial report is not prepared for the OPEB plan.

The County has the authority to establish and amend the OPEB funding policy and is not required by law or other contractual agreement to provide funding for the implicit rate subsidy other than the pay-as-you-go amount necessary to provide current benefits for participants in its health insurance plan. Post-employment benefits are extended to retirees and continued at the discretion of the Employer, which reserves the right (subject to State Statutes and any collective bargaining agreements) to change or terminate benefits and to change premium contributions required from retirees in the future. There is no separate trust through which benefits for retirees are funded. No assets are currently accumulated or earmarked for this purpose. All approved benefits are paid from the Employer's general assets when due.

The County is required to recognize the net OPEB liability and the OPEB expense on its financial statements, along with the related deferred outflows and inflows of resources. The net OPEB liability is the difference between the total OPEB liability and the plan's fiduciary net position.

The following table provides a summary of the number of participants covered by the benefit terms as of the September 30, 2023 measurement date:

Active plan members	2,202
Inactive plan members or beneficiaries currently receiving benefits	1,457
Inactive plan members entitled to but not yet receiving benefits	<u>0</u>
Total plan members	3,659

Total OPEB Liability and Changes in OPEB Liability

The County's total OPEB liability of \$12,479,993 was determined by an actuarial valuation as of September 30, 2023, with a September 30, 2023 measurement date. These liabilities are used for the reporting date of September 30, 2024.

There are no assets accumulated in a trust that meets the criteria in paragraph 4 of GASB Statement No. 75. The OPEB Plan operates on a pay-as-you-go basis.

The total OPEB liability for the September 30, 2024 reporting date was determined using the following actuarial assumptions and other inputs, applied to all periods included in the measurement, unless otherwise specified:

ESCAMBIA COUNTY, FLORIDA
NOTES TO FINANCIAL STATEMENTS
September 30, 2024

Valuation Date:	September 30, 2023
Measurement Date:	September 30, 2023
Methods and Assumptions:	
Actuarial cost method	Entry Age Normal
Inflation	2.50%
Discount Rate	4.63%
Salary Increases	Salary increase rates used in the July 1, 2023 actuarial valuation of the Florida Retirement System; 3.4%-7.8%, including inflation.
Retirement Age	Retirement rates used in the July 1, 2023 actuarial valuation of the Florida Retirement System. They are based on the results of a statewide experience study covering the period 2013 through 2018.
Mortality	Mortality tables used in the July 1, 2023 actuarial valuation of the Florida Retirement System. These rates were taken from adjusted Pub-2010 mortality tables published by the Society of Actuaries with generational mortality improvements using Scale MP-2018. They are based on the results of a statewide experience study covering the period 2013 through 2018.
Healthcare Cost Trend Rates	Based on the Getzen Model, with trend starting at 6.25% (0% for premiums to reflect actual increase) for 2024 followed by 6.00% for 2025 and gradually decreasing to an ultimate trend rate of 4.00%.
Aging factors	Based on the 2013 SOA Study "Health Care Costs - From Birth to Death".
Expenses	Administrative expenses are included in the per capita health costs.
Other information	<p>The following assumption changes have been reflected in the Schedule of Changes in the Total OPEB Liability for the measurement period ending September 30, 2023:</p> <ul style="list-style-type: none"> Discount rate changed from 4.40% to 4.63%. Per capita costs and premiums were updated based on information provided. The healthcare cost trend assumption was updated. <p>The following benefit changes have been reflected in the Schedule of Changes in the Total OPEB Liability for the measurement period ending September 30, 2023:</p> <ul style="list-style-type: none"> Effective July 1, 2023, per Senate Bill 7024, the retirement eligibility for Special Risk members hired on or after July 1, 2011 was lowered to the earlier of: (1) age 55 with 8 years of creditable service, or (2) 25 years of creditable service regardless of age. In addition, the maximum DROP participation period was extended from 5 years to 8 years for all eligible for DROP.

The discount rate Long-Term Municipal Bond Rate was based on the Fidelity General Obligation AA index rate as of September 29, 2023. This is the rate for Fixed Income Market Yield Curve for Municipal bonds

ESCAMBIA COUNTY, FLORIDA
NOTES TO FINANCIAL STATEMENTS
September 30, 2024

with 20 years to maturity that include only federally tax-exempt municipal bonds as reported in Fidelity's 20-year Municipal GO AA Index.

Mortality rates were based on the July 1, 2023 actuarial valuation of the Florida Retirement System. These rates were taken from adjusted PUB-2010 mortality tables published by the Society of Actuaries with generational mortality improvements using scale MP-2018. These are based on the result of a statewide experience study covering the period 2013 through 2018.

There were no changes in benefit terms during the year.

Changes of assumptions and other inputs reflect a change in the discount rate from 4.40% in 2023 to 4.63% in 2024.

The following table shows the Changes the County's Total OPEB liability:

	FY24 Total OPEB Liability
Balance at 9/30/2023	<u>\$ 17,600,567</u>
Changes for the Year:	
Service Cost	619,937
Interest on Total OPEB liability	775,006
Changes of benefit terms	256,072
Difference between expected & actual experience	(2,717,978)
Changes in assumptions & other inputs	(2,840,174)
Benefit payments	<u>(1,213,437)</u>
Net changes	(5,120,574)
Balance at 9/30/2024	<u><u>\$ 12,479,993</u></u>

The County recognized OPEB expense of \$259,051 during the fiscal year. GASB Statement No. 75 states the employer contributions made after the measurement date of the net pension/OPEB liability/collective net pension/OPEB liability but before the end of the employer's or governmental nonemployer contributing entity's reporting period will be recognized as a reduction of the net pension/OPEB liability or collective net pension/OPEB liability in the subsequent fiscal period rather than in the current fiscal period.

Differences between expected and actual experience and changes in assumptions are recognized in OPEB expense using a systematic and rational method over a closed period equal to the average of the expected remaining service lives of all employees that are provided with OPEB through the OPEB plan (active employees and inactive employees) determined as of the beginning of the measurement period. At the beginning of the current measurement period, the average of the expected remaining service lives for purposes of recognizing the applicable deferred outflows and inflows of resources established in the current measurement period is 8.2 years, with 7.6 years for Sheriff Employees.

ESCAMBIA COUNTY, FLORIDA
NOTES TO FINANCIAL STATEMENTS
September 30, 2024

The following table shows the County's total OPEB expense:

	<u>Total</u>
Service cost	\$ 619,937
Interest	775,006
Current-Period Benefit Changes	256,072
Recognition of Outflow/(Inflow) of Resources due to Liabilities	<u>(1,391,964)</u>
Total OPEB Expense	<u>\$ 259,051</u>

Sensitivity of the total OPEB liability to changes in the discount rate is calculated using the discount rate for the plan. The following represents the total OPEB liability of the County, as well as what the County's total OPEB liability would be if it were calculated using a discount rate that is 1 percentage point lower, or 1 percentage point higher than the current discount rate:

	1% decrease	Current Discount Rate	1% Increase
	3.63%	4.63%	5.63%
Total OPEB liability	<u>\$ 13,654,029</u>	<u>\$ 12,479,993</u>	<u>\$ 11,445,882</u>

Sensitivity of the total OPEB liability to changes in the healthcare cost rates is calculated using the assumed trend rates. The following represents the total OPEB liability of the County, as well as what the County's total OPEB liability would be if it were calculated using healthcare cost trend rates that are 1 percentage point lower, or 1 percentage point higher than the current healthcare cost trend rates.

	1% decrease	Current Healthcare Cost Trend Rate	1% Increase
	(5.25% decreasing to 3.00%)	(6.25% decreasing to 4.00%)	(7.25% decreasing to 5.00%)
Total OPEB liability	<u>\$ 11,777,365</u>	<u>\$ 12,479,993</u>	<u>\$ 13,306,945</u>

OPEB Expense and Deferred Outflows of Resources and Deferred Inflows of Resources Related to OPEB

At September 30, 2024, the County reported deferred outflows of resources and deferred inflows of resources related to OPEB from the following sources:

ESCAMBIA COUNTY, FLORIDA
NOTES TO FINANCIAL STATEMENTS
September 30, 2024

	<u>Deferred Outflow</u>	<u>Deferred Inflow</u>	<u>County Total Deferred Outflow (Deferred Inflow)</u>
Differences between expected and actual experience	\$ 217,515	\$ 3,276,155	\$ (3,058,640)
Changes in assumptions and other inputs	1,702,971	5,773,140	(4,070,169)
Estimated benefits paid after the measurement date	701,885	-	701,885
	<u>\$ 2,622,371</u>	<u>\$ 9,049,295</u>	<u>\$ (6,426,924)</u>

Amounts reported as deferred outflows related to OPEB resulting from the County's benefits paid after the measurement date will be recognized as a reduction of the net OPEB liability in the year ended September 30, 2025. Other amounts reported as deferred outflows of resources related to OPEB will be recognized in OPEB expense as follows:

<u>Reporting year Ending Sept 30,</u>	<u>County Total Deferred Outflow (Deferred Inflow)</u>
2025	\$ (1,320,860)
2026	(1,192,479)
2027	(909,911)
2028	(929,526)
2029	(958,078)
Thereafter	(1,817,955)
TOTALS	<u>\$ (7,128,809)</u>

NOTE 10 – NET POSITION RESTRICTED FOR OTHER PURPOSES

Net position restricted for other purposes in the governmental-wide statement of net position at September 30, 2024 are as follows:

Court-Related	\$ 4,432,785
Transportation	6,423,403
Health	3,321,721
Resource Conservation	2,311,075
Records Modernization	5,447,357
	<u>\$ 21,936,341</u>

NOTE 11 – TAX ABATEMENTS

Escambia County enters into property tax abatement agreements with local businesses under Section 196.1995, Florida Statutes, and Chapter 90, Article IV, Division 2, Sections 90-146 through 90-153, Escambia County Code of Ordinances. Escambia County is authorized to grant economic development ad valorem tax exemptions (EDATE) for new and expanding business established in the County meeting certain statutory requirements.

The County may grant an ad valorem tax exemption to eligible new businesses, or improvements to real property which additions are made to facilitate the expansion of an existing business for up to 100% of the assessed value of all improvements to real property made by or for the use of the new or expanded business and tangible personal property of such business for up to 10 years. There are no provisions for recapturing the abated taxes.

For fiscal year ended September 30, 2024, Escambia County abated property taxes totaling \$3,352,786 under this program including the following tax abatement agreements that each exceeded \$100,000 of the total amount abated:

- A 100% property tax abatement to a provider of financial services for business expansion, which includes construction of office buildings, multi-level parking deck and central energy plant. The abatement amounted to \$2,925,277.
- A 100% property tax abatement to a new business located in an area designated enterprise zone. The abatement amounted to \$427,508.

NOTE 12 – COMMITMENTS AND CONTINGENCY

A. Litigation

The County is contingently liable with respects to lawsuits and other claims incidental to the ordinary course of operations. Claims covered by the risk management self-insurance program are reviewed and losses are accrued as required in the judgment of management. The County is a defendant in various lawsuits. Claims pending, which are reasonably possible for an unfavorable outcome, will be budgeted and appropriated from the General Fund reserves. In the opinion of management, based on the advice of legal counsel, the ultimate disposition of lawsuits and claims will not have a material adverse effect on the financial position of the county.

B. Grants

Amounts received or receivable from grantor agencies are subject to audit and adjustment by grantor agencies. If expenditures are disallowed as a result of these audits, the claim for reimbursement to the grantor agency would become a liability of the County. In the opinion of management, any such adjustments would not be significant, and therefore do not have a material adverse effect on the financial position of the County.

C. Deficit Fund Equity

At September 30, 2024, the Disaster Recovery Fund, a major fund, has a deficit fund balance of \$14,875,641. The deficit is due to expenditures related to damages from Hurricane Sally that have not been reimbursed by FEMA. The RESTORE Special Revenue Fund, a non-major fund, has a deficit fund balance of \$4,044. The deficit is due to expenditures related to various projects to improve the physical environment that have not been reimbursed by the granting agencies. A portion of this deficit is funded by advances from the LOST Fund and will be repaid in the future from grant reimbursements. The CDBG-DR Rebuild Florida Special Revenue Fund, a non-major fund, has a deficit fund balance of \$311. The deficit is due to expenditures related to various projects in disaster recovery from Hurricane Salley that have not been reimbursed by the granting agencies. The MSBU Assessment Program Special Revenue Fund, a non-major fund, has a deficit fund balance of \$2,890,500. The deficit is due to expenditures related to MSBU improvements. A portion of this deficit is funded by advances from the LOST Fund and will be repaid in the future from MSBU assessments.

NOTE 13 – UNEARNED REVENUE

At the end of the current fiscal year, approximately \$35 million of unearned revenue was related to advanced funding from the American Rescue Plan Act. The American Rescue Plan does not require the County to hold unspent funds in a separate bank account. The unspent money is not earned, so it is not a component of net position at the fund or government wide level. Since the terms of the grants require the funds to be expended within a set number of years and unspent funds are not considered restricted assets of the government unit, the County does not consider presentation of the unspent monies as restricted assets necessary as of September 30, 2024.

REQUIRED SUPPLEMENTARY INFORMATION

Other Post Employment Benefits:

- Schedule of changes in the County's total OPEB liability and related ratios

Retirement System Benefits:

- Schedule of the County's proportionate share of the net pension liability
- Schedule of the County's contributions

Budgetary Comparison Schedules:

- General Fund- County Wide
- Disaster Recovery Fund
- Covid Escambia Fund

**ESCAMBIA COUNTY, FLORIDA
REQUIRED SUPPLEMENTARY INFORMATION**

**SCHEDULE OF CHANGES IN THE COUNTY'S TOTAL OPEB LIABILITY AND RELATED RATIOS
Last 10 Fiscal Years***

Total OPEB liability	2024	2023	2022
Service cost	\$ 619,937	\$ 894,235	\$ 820,872
Interest	775,006	468,993	467,598
Changes of benefit terms	256,072	-	-
Difference between expected & actual experience	(2,717,978)	-	(723,345)
Changes in assumptions & other inputs	(2,840,174)	(3,686,200)	2,524,873
Benefit payments	(1,213,437)	(1,194,853)	(1,106,313)
Net change in total OPEB liability	(5,120,574)	(3,517,825)	1,983,685
Total OPEB liability - Beginning	17,600,567	21,118,392	19,134,707
Total OPEB liability - Ending	<u>\$ 12,479,993</u>	<u>\$ 17,600,567</u>	<u>\$ 21,118,392</u>
Covered-Employee payroll	\$ 162,121,993	\$ 148,390,189	\$ 135,630,382
Total OPEB liability as a percentage of covered-Employee Payroll	7.70%	11.86%	15.57%

Continued on next page

*This Schedule is presented to illustrate the requirement to show information for 10 years. However until a full 10-year trend is compiled, governments should present information for those years which information is available. There are no assets accumulated in a trust that meets the criteria of GASB codification P22.101 or P52.101 to pay related benefits for OPEB.

<u>2021</u>	<u>2020</u>	<u>2019</u>	<u>2018</u>
\$ 769,681	\$ 935,763	\$ 953,064	\$ 984,332
518,387	792,241	725,595	647,293
-	-	-	-
-	(743,090)	-	-
290,584	(1,558,334)	(600,829)	(743,489)
(1,049,397)	(1,141,018)	(1,072,304)	(939,695)
<u>529,255</u>	<u>(1,714,438)</u>	<u>5,526</u>	<u>(51,559)</u>
18,605,452	20,319,890	20,314,364	20,365,923
<u><u>\$ 19,134,707</u></u>	<u><u>\$ 18,605,452</u></u>	<u><u>\$ 20,319,890</u></u>	<u><u>\$ 20,314,364</u></u>
\$ 131,230,852	\$ 129,546,501	\$ 125,844,115	\$ 116,565,931
14.58%	14.36%	16.15%	17.43%

**ESCAMBIA COUNTY, FLORIDA
REQUIRED SUPPLEMENTARY INFORMATION**

SCHEDULE OF THE COUNTY'S PROPORTIONATE SHARE OF THE NET PENSION LIABILITY
Last 10 Fiscal Years*

Florida Retirement System (FRS)	2024	2023	2022	2021
County's proportion of the net pension liability (asset)	0.53846240%	0.52871728%	0.50151835%	0.49859737%
County's proportion of the net pension liability (asset)	\$ 208,302,580	\$ 210,677,102	\$ 186,605,129	\$ 37,663,367
County's covered payroll	\$ 113,102,529	\$ 112,560,782	\$ 104,262,168	\$ 99,142,743
County's proportionate share of the net pension liability (asset) as a percentage of its covered payroll	184.17%	187.17%	178.98%	37.99%
FRS plan fiduciary net position as a percentage of the total pension liability	83.70%	82.38%	82.89%	96.40%

Health Insurance Subsidy (HIS)	2024	2023	2022	2021
County's proportion of the net pension liability (asset)	0.389144732%	0.390420059%	0.376746150%	0.369123350%
County's proportion of the net pension liability (asset)	\$ 58,375,512	\$ 62,003,912	\$ 39,903,435	\$ 45,278,528
County's covered payroll	\$ 155,651,182	\$ 124,804,838	\$ 135,671,732	\$ 129,638,946
County's proportionate share of the net pension liability (asset) as a percentage of its covered payroll	37.50%	49.68%	29.41%	34.93%
FRS plan fiduciary net position as a percentage of the total pension liability	4.80%	4.12%	4.81%	3.56%

* The amounts presented for each fiscal year were determined as of June 30.

Continued on next page

2020	2019	2018	2017	2016	2015
0.53815134%	0.54913427%	0.53661345%	0.55334444%	0.539069213%	0.491069200%
\$ 233,242,720	\$ 189,114,199	\$ 161,630,752	\$ 163,675,571	\$ 136,115,399	\$ 63,428,173
\$ 96,531,697	\$ 96,494,359	\$ 91,955,109	\$ 90,995,678	\$ 86,066,707	\$ 82,216,864
241.62%	195.98%	175.77%	179.87%	158.15%	77.15%
78.85%	82.61%	84.26%	83.89%	84.88%	92.00%

2020	2019	2018	2017	2016	2015
0.364231506%	0.374098816%	0.368148238%	0.368148238%	0.360521192%	0.352411204%
\$ 44,472,074	\$ 41,857,914	\$ 38,596,879	\$ 39,364,108	\$ 42,017,251	\$ 35,940,399
\$ 126,114,789	\$ 123,638,645	\$ 118,692,154	\$ 115,857,560	\$ 111,319,337	\$ 100,474,785
35.26%	33.86%	32.52%	33.98%	37.74%	35.77%
3.00%	2.63%	2.15%	1.64%	0.97%	0.50%

**ESCAMBIA COUNTY, FLORIDA
REQUIRED SUPPLEMENTARY INFORMATION**

**SCHEDULE OF THE COUNTY'S CONTRIBUTIONS
Last 10 Fiscal Years***

Florida Retirement System (FRS)	<u>2024</u>	<u>2023</u>	<u>2022</u>	<u>2021</u>
Contractually required contribution	\$ 30,491,151	\$ 25,434,702	\$ 21,400,700	\$ 18,994,406
Contributions in relation to the contractually required contribution	(30,491,151)	(25,434,702)	(21,400,700)	(18,994,406)
Contribution deficiency (excess)	<u><u>\$ -</u></u>	<u><u>\$ -</u></u>	<u><u>\$ -</u></u>	<u><u>\$ -</u></u>
County's covered payroll	\$ 113,214,074	\$ 112,366,005	\$ 111,560,026	\$ 99,377,199
Contributions as a percentage of covered payroll	26.93%	22.64%	19.18%	19.11%
Health Insurance Subsidy (HIS)	<u>2024</u>	<u>2023</u>	<u>2022</u>	<u>2021</u>
Contractually required contribution	\$ 3,294,614	\$ 2,568,252	\$ 2,279,631	\$ 2,169,710
Contributions in relation to the contractually required contribution	(3,294,614)	(2,568,252)	(2,279,631)	(2,169,710)
Contribution deficiency (excess)	<u><u>\$ -</u></u>	<u><u>\$ -</u></u>	<u><u>\$ -</u></u>	<u><u>\$ -</u></u>
County's covered payroll	\$ 164,730,709	\$ 128,412,600	\$ 137,327,169	\$ 130,705,422
Contributions as a percentage of covered payroll	2.00%	2.00%	1.66%	1.66%

* The amounts presented for each fiscal year were determined as of September 30.

Continued on next page

2020	2019	2018	2017	2016	2015
\$ 17,880,384	\$ 17,027,125	\$ 15,293,052	\$ 14,404,918	\$ 13,146,062	\$ 11,972,684
(17,880,384)	(17,027,125)	(15,293,052)	(14,404,918)	(13,146,062)	(11,972,684)
<u>\$ -</u>	<u>\$ -</u>	<u>\$ -</u>	<u>\$ -</u>	<u>\$ -</u>	<u>\$ -</u>
\$ 96,505,283	\$ 96,839,713	\$ 93,514,918	\$ 89,221,118	\$ 87,227,854	\$ 87,179,508
18.53%	17.58%	16.35%	16.15%	15.07%	13.73%

2020	2019	2018	2017	2016	2015
\$ 2,098,896	\$ 2,077,334	\$ 1,977,604	\$ 1,948,347	\$ 1,847,901	\$ 1,347,135
(2,098,896)	(2,077,334)	(1,977,604)	(1,948,347)	(1,847,901)	(1,347,135)
<u>\$ -</u>	<u>\$ -</u>	<u>\$ -</u>	<u>\$ -</u>	<u>\$ -</u>	<u>\$ -</u>
\$ 126,439,518	\$ 125,140,602	\$ 119,132,771	\$ 117,370,301	\$ 103,777,681	\$ 103,414,127
1.66%	1.66%	1.66%	1.66%	1.78%	1.30%

ESCAMBIA COUNTY, FLORIDA
REQUIRED SUPPLEMENTARY INFORMATION
BUDGETARY COMPARISON SCHEDULE
GENERAL FUND - COUNTY WIDE
For the Year Ended September 30, 2024

	Budgeted Amounts		Variance with Original Budget- Over(Under) Final Budget	Actual Amounts	Variance with Final Budget - Over(Under) Actual Amounts
	Original	Final			
REVENUES					
Taxes	\$ 191,872,695	\$ 191,872,695	\$ -	\$ 188,195,117	\$ (3,677,578)
Franchise Fees	13,371,440	13,371,440	-	14,169,955	798,515
Special Assessments	860,700	860,700	-	909,999	49,299
Intergovernmental	45,078,040	47,593,763	2,515,723	50,722,766	3,129,003
Charges for Services	14,020,181	14,172,089	151,908	14,162,049	(10,040)
Judgments and Fines	1,777,500	1,777,500	-	1,697,415	(80,085)
Investment Gain (Loss)	375,100	375,100	-	6,111,134	5,736,034
Miscellaneous	1,216,471	(798,435)	(2,014,906)	2,482,467	3,280,902
Total Revenues	268,572,127	269,224,852	652,725	278,450,902	9,226,050
EXPENDITURES					
Current:					
General Government	121,658,795	126,273,357	4,614,562	81,063,041	45,210,316
Public Safety	162,124,350	162,598,748	474,398	155,868,560	6,730,188
Physical Environment	2,220,890	3,711,232	1,490,342	2,575,748	1,135,484
Transportation	3,611,896	3,611,896	-	3,238,421	373,475
Human Services	4,544,761	14,955,714	10,410,953	4,111,887	10,843,827
Culture/Recreation	2,075,965	2,103,965	28,000	2,034,454	69,511
Court-Related	7,724,524	7,844,170	119,646	8,170,795	(326,625)
Debt Service:					
Principal Retirement	-	-	-	1,813,344	(1,813,344)
Interest and Fiscal Charges	-	-	-	99,750	(99,750)
Total Expenditures	303,961,181	321,099,082	17,137,901	258,976,000	62,123,082
Excess (Deficiency) of Revenues Over(Under) Expenditures	(35,389,054)	(51,874,230)	(16,485,176)	19,474,902	71,349,132
OTHER FINANCING SOURCES (USES)					
Transfers In	2,984,691	1,567,432	(1,417,259)	3,684,691	2,117,259
Transfers (Out)	(30,609,108)	(22,008,035)	8,601,073	(21,216,835)	791,200
Issuance of Notes/Bonds Payable	-	3,500,000	3,500,000	-	(3,500,000)
Total Other Financing Sources and (Uses)	(27,624,417)	(16,940,603)	10,683,814	(17,532,144)	(591,541)
Net Change in Fund Balance	(63,013,471)	(68,814,833)	(5,801,362)	1,942,758	70,757,591
Fund Balance - Beginning	63,013,471	68,814,833	5,801,362	73,457,596	4,642,763
Fund Balance - Ending	\$ -	\$ -	\$ -	\$ 75,400,354	\$ 75,400,354

ESCAMBIA COUNTY, FLORIDA
REQUIRED SUPPLEMENTARY INFORMATION
BUDGETARY COMPARISON SCHEDULE
DISASTER RECOVERY FUND
For the Year Ended September 30, 2024

	<u>Budgeted Amounts</u>		<u>Variance with Original Budget- Over(Under) Final Budget</u>	<u>Actual Amounts</u>	<u>Variance with Final Budget - Over(Under) Actual Amounts</u>
	<u>Original</u>	<u>Final</u>			
REVENUES					
Intergovernmental	\$ -	\$ 52,178,582	\$ 52,178,582	\$ 966,859	\$ (51,211,723)
Investment Gain (Loss)	-	-	-	1,118,798	1,118,798
Miscellaneous	-	-	-	647	647
Total Revenues	<u>-</u>	<u>52,178,582</u>	<u>52,178,582</u>	<u>2,086,304</u>	<u>(50,092,278)</u>
EXPENDITURES					
Current:					
Public Safety	-	66,401,429	66,401,429	10,575,430	55,825,999
Transportation	-	15,346,553	15,346,553	471	15,346,082
Total Expenditures	<u>-</u>	<u>81,747,982</u>	<u>81,747,982</u>	<u>10,575,901</u>	<u>71,172,081</u>
Excess (Deficiency) of Revenues Over(Under) Expenditures	<u>-</u>	<u>(29,569,400)</u>	<u>(29,569,400)</u>	<u>(8,489,597)</u>	<u>21,079,803</u>
Net Change in Fund Balance	<u>-</u>	<u>(29,569,400)</u>	<u>(29,569,400)</u>	<u>(8,489,597)</u>	<u>21,079,803</u>
Fund Balance - Beginning	<u>-</u>	<u>29,569,400</u>	<u>29,569,400</u>	<u>(6,386,044)</u>	<u>(35,955,444)</u>
Fund Balance - Ending	<u>\$ -</u>	<u>\$ -</u>	<u>\$ -</u>	<u>\$ (14,875,641)</u>	<u>\$ (14,875,641)</u>

ESCAMBIA COUNTY, FLORIDA
REQUIRED SUPPLEMENTARY INFORMATION
BUDGETARY COMPARISON SCHEDULE
COVID ESCAMBIA FUND
For the Year Ended September 30, 2024

	Budgeted Amounts		Variance with Original Budget- Over(Under) Final Budget	Actual Amounts	Variance with Final Budget - Over(Under) Actual Amounts
	Original	Final Budget			
REVENUES					
Intergovernmental	\$ -	\$ 53,377,210	\$ 53,377,210	\$ 17,734,616	\$ (35,642,594)
Investment Gain (Loss)	-	-	-	2,971,170	2,971,170
Total Revenues	-	53,377,210	53,377,210	20,705,786	(32,671,424)
EXPENDITURES					
Current:					
Human Services	-	56,029,087	56,029,087	17,763,010	38,266,077
Total Expenditures	-	56,029,087	56,029,087	17,763,010	38,266,077
Excess (Deficiency) of Revenues Over(Under) Expenditures	-	(2,651,877)	(2,651,877)	2,942,776	5,594,653
Net Change in Fund Balance	-	(2,651,877)	(2,651,877)	2,942,776	5,594,653
Fund Balance - Beginning	-	2,651,877	2,651,877	2,651,877	-
Fund Balance - Ending	\$ -	\$ -	\$ -	\$ 5,594,653	\$ 5,594,653

**ESCAMBIA COUNTY, FLORIDA
NOTES TO REQUIRED SUPPLEMENTARY INFORMATION**

The following changes in actuarial assumptions occurred in 2024:

PENSION RELATED NOTES TO SCHEDULE:

FRS: The Mortality assumption used is the PUB-2010 base table projected generationally with Scale MP-2021. The inflation rate assumption remained at 2.40%. Payroll growth, including inflation increased to 3.5%. The long-term expected rate of return remained at 6.7%.

HIS: The municipal rate used to determine total pension liability was increased from 3.65% to 3.93%.

OPEB RELATED NOTES TO SCHEDULE:

Changes of Benefit Terms. There were no benefit changes during the year.

Changes in Assumptions. Changes in assumptions and other inputs include the change in the discount rate from 4.4% to 4.63% as of September 30, 2024. The following are the discount rates used in each period:

2024	4.63%
2023	4.40%
2022	2.19%
2021	2.41%
2020	2.75%
2019	3.83%
2018	3.50%
2017	3.10%

Healthcare Cost Trend Rates. Based on the Getzen Model, with trending starting at 6.25% (0% for premiums to reflect actual increase) for 2024 followed by 6.00% for 2025 and gradually decreasing to an ultimate trend rate of 4.00%.

ESCAMBIA COUNTY, FLORIDA
NOTES TO REQUIRED SUPPLEMENTARY INFORMATION
BUDGETARY COMPARISON SCHEDULES

BUDGETARY INFORMATION

Annual budgets are adopted on a basis consistent with generally accepted accounting principles as required by Florida Statute 129 for all governmental funds. In fiscal year 2024, the Disaster Recovery Fund and Covid Escambia Fund adopted original budget appropriations of zero. These budgets were subsequently amended.

On or before May 1 of each year, the Clerk of the Circuit Court and Comptroller, Property Appraiser, Supervisor of Elections, Sheriff and Tax Collector each submit to the Board of County Commissioners a tentative budget for the ensuing fiscal year.

Within fifteen days after certification of the ad valorem tax roll by the Property Appraiser, the County's Office of Management and Budget submits to the Board of County Commissioners a proposed budget for the fiscal year commencing the following October 1st. Pursuant to the provisions of Section 129.01, Florida Statutes, the proposed budgets as submitted contain balanced statements of estimated revenue and proposed appropriations for each fund required to be presented by law or sound financial practice, including the general, special revenue, debt service, and capital projects funds.

The Board holds public hearings and a final budget must be prepared and adopted no later than September 30. The County's budget is legally enacted through passage of a resolution.

The appropriated budget is prepared by fund, function and department. The Office of Management and Budget is authorized to transfer budgeted amounts within departments of a fund and between departments of a fund; however, the Board of County Commissioners must approve any revisions that alter the total expenditures of any fund. The legal level of budgetary control (i.e., the level at which expenditures may not legally exceed appropriations) is the fund level. The Board of County Commissioners approved supplemental budget amendments during the year that increased the original budget.

All appropriations lapse at the end of each fiscal year, although the county expects to honor purchase orders and contracts in process, subject to authority provided in the subsequent year's budget.

OTHER SUPPLEMENTARY INFORMATION

ESCAMBIA COUNTY, FLORIDA
BUDGETARY COMPARISON SCHEDULE
LOCAL OPTION SALES TAX FUND
For the Year Ended September 30, 2024

	<u>Final Budget</u>	<u>Actual Amounts</u>	<u>Variance with Final Budget - Over(Under)</u>
REVENUES			
Taxes	\$ 58,900,000	\$ 69,180,748	\$ 10,280,748
Intergovernmental	38,372,390	6,596,277	(31,776,113)
Charges for Services	199,500	235,778	36,278
Investment Gain (Loss)	-	7,195,054	7,195,054
Miscellaneous	565,675	574,288	8,613
Total Revenues	<u>98,037,565</u>	<u>83,782,145</u>	<u>(14,255,420)</u>
EXPENDITURES			
Current:			
General Government	1,376,411	-	1,376,411
Public Safety	473,458	660,432	(186,974)
Physical Environment	77,036	32,615	44,421
Transportation	1,874,085	1,540,530	333,555
Economic Environment	2,626,698	2,155,850	470,848
Human Services	866,413	189,271	677,142
Culture/Recreation	2,856,808	2,590,984	265,824
Capital Outlay	264,846,733	80,716,941	184,129,792
Total Expenditures	<u>274,997,642</u>	<u>87,886,623</u>	<u>187,111,019</u>
Excess (Deficiency) of Revenues Over(Under) Expenditures	<u>(176,960,077)</u>	<u>(4,104,478)</u>	<u>172,855,599</u>
OTHER FINANCING SOURCES (USES)			
Transfers (Out)	(7,593,099)	(7,593,099)	-
Total Other Financing Sources and (Uses)	<u>(7,593,099)</u>	<u>(7,593,099)</u>	<u>-</u>
Net Change in Fund Balance	(184,553,176)	(11,697,577)	172,855,599
Fund Balance - Beginning	<u>184,553,176</u>	<u>178,193,111</u>	<u>(6,360,065)</u>
Fund Balance - Ending	<u>\$ -</u>	<u>\$ 166,495,534</u>	<u>\$ 166,495,534</u>

GOVERNMENTAL FUNDS

GENERAL FUND

The General Fund is the government's primary operating fund. It is used to account for and report all financial resources not accounted for and reported in another fund. The General Fund includes the Board of County Commissioners, Clerk of Circuit Court and Comptroller, Property Appraiser, Sheriff, Supervisor of Elections, and Tax Collector:

Board of County Commissioners

This fund is the primary operating fund of Escambia County. It is used to account for all financial resources of the general government except those required to be accounted for in other funds.

Clerk of the Circuit Court and Comptroller

This fund reflects the activities of the Office of the Clerk of Circuit Court. Services provided are in accordance with provisions of the Florida Statutes related primarily to the county and circuit court systems, recording operations, and various other services.

Property Appraiser

This fund reflects the operations of the Office of the Property Appraiser who provides independent appraisals of tangible and personal property for all taxing authorities within the County.

Sheriff

This fund reflects the operations of the Office of the Sheriff. Services provided are for all the law enforcement activities within the County.

Supervisor of Elections

This fund reflects the operations of the Office of the Supervisor of Elections in the performance of its duties in accordance with Florida Statutes.

Tax Collector

This fund reflects the operations of the Office of the Tax Collector who collects and remits ad valorem taxes, licenses, and other revenues, to the related taxing authorities.

ESCAMBIA COUNTY, FLORIDA
COMBINING BALANCE SHEET
GENERAL FUND BY CATEGORY
September 30, 2024

	Board Of County Commissioners	Clerk of the Circuit Court and Comptroller	Property Appraiser
ASSETS			
Cash and Cash Equivalents	\$ 58,538,157	\$ 5,647,968	\$ 582,084
Investments	14,179,852	-	-
Accounts Receivable	1,422,404	739	-
Accrued Interest Receivable	2,074,843	-	-
Due from Other Funds	3,163,675	-	-
Advances Receivable from Other Funds	2,000,000	-	-
Due from Other Governments	3,968,461	92,373	-
Inventories	617,238	-	-
Prepaid Items	-	-	1,305
Other Assets	4,058,853	-	-
Total Assets	\$ 90,023,483	\$ 5,741,080	\$ 583,389
LIABILITIES			
Accounts Payable	\$ 3,533,488	\$ 164,424	\$ 23,696
Contracts Payable-Retainage	45,166	-	-
Accrued Liabilities	4,549,514	203,791	193,618
Due to Other Funds	37,216	1,596,120	365,414
Advances Payable to Other Funds	2,800,000	-	-
Due to Other Governments	110,429	3,552,208	661
Deposits	553,773	-	-
Unearned Revenue	27,644	-	-
Other Current Liabilities	-	120,377	-
Total Liabilities	11,657,230	5,636,920	583,389
DEFERRED INFLOWS OF RESOURCES			
Leases	3,810,349	-	-
Total Deferred Inflow of Resources	3,810,349	-	-
FUND BALANCES			
Nonspendable:			
Inventories	617,238	-	-
Prepaid Items	-	-	1,305
Assigned to:			
Subsequent Year's Budget	32,553,984	104,160	-
Unassigned	41,384,682	-	(1,305)
Total Fund Balances	74,555,904	104,160	-
Total Liabilities, Deferred Inflow of Resources, and Fund Balances	\$ 90,023,483	\$ 5,741,080	\$ 583,389

Sheriff	Supervisor of Elections	Tax Collector	Eliminations	Total General Funds
\$ 2,252,388	\$ -	\$ 2,154,462	\$ -	\$ 69,175,059
-	-	-	-	14,179,852
-	-	-	-	1,423,143
832,384	-	-	(3,163,675)	2,074,843
-	-	-	-	832,384
106,020	164,141	213	-	2,000,000
740,290	-	-	-	4,331,208
-	-	-	-	1,357,528
-	-	-	-	1,305
-	-	-	-	4,058,853
\$ 3,931,082	\$ 164,141	\$ 2,154,675	\$ (3,163,675)	\$ 99,434,175
\$ 289,990	\$ 129,009	\$ 228,336	\$ -	\$ 4,368,943
-	-	-	-	45,166
2,623,172	35,132	143,156	-	7,748,383
228,571	-	1,539,008	(3,163,675)	602,654
-	-	-	-	2,800,000
49,059	-	52,997	-	3,765,354
-	-	-	-	553,773
-	-	191,178	-	218,822
-	-	-	-	120,377
3,190,792	164,141	2,154,675	(3,163,675)	20,223,472
-	-	-	-	3,810,349
-	-	-	-	3,810,349
740,290	-	-	-	1,357,528
-	-	-	-	1,305
-	-	-	-	32,658,144
-	-	-	-	41,383,377
740,290	-	-	-	75,400,354
\$ 3,931,082	\$ 164,141	\$ 2,154,675	\$ (3,163,675)	\$ 99,434,175

ESCAMBIA COUNTY, FLORIDA
COMBINING SCHEDULE OF REVENUES, EXPENDITURES, AND CHANGES
IN FUND BALANCE - GENERAL FUND BY CATEGORY
For the Year Ended September 30, 2024

	Board Of County Commissioners	Clerk of the Circuit Court and Comptroller	Property Appraiser
REVENUES			
Taxes	\$ 188,195,117	\$ -	\$ -
Franchise Fees	14,169,955	-	-
Special Assessments	909,999	-	-
Intergovernmental	49,293,371	1,429,395	-
Charges for Services	3,496,959	6,596,398	14,258
Judgments and Fines	45,265	1,652,150	-
Investment Gain (Loss)	5,803,418	307,716	-
Miscellaneous	5,697,274	255,430	3,677
Total Revenues	267,611,358	10,241,089	17,935
EXPENDITURES			
Current:			
General Government	60,224,841	5,793,498	7,238,302
Public Safety	70,876,716	-	-
Physical Environment	2,575,748	-	-
Transportation	3,238,421	-	-
Human Services	4,111,887	-	-
Culture/Recreation	2,034,454	-	-
Court-Related	-	8,170,795	-
Debt Service:			
Principal Retirement	1,083,884	-	-
Interest and Fiscal Charges	75,401	-	-
Total Expenditures	144,221,352	13,964,293	7,238,302
Excess (Deficiency) of Revenues Over(Under) Expenditures	123,390,006	(3,723,204)	(7,220,367)
OTHER FINANCING SOURCES (USES)			
Transfers In	6,819,140	4,862,829	7,585,781
Transfers (Out)	(128,520,955)	(1,139,625)	(365,414)
Total Other Financing Sources and (Uses)	(121,701,815)	3,723,204	7,220,367
Net Change in Fund Balances	1,688,191	-	-
Fund Balances - Beginning	72,867,713	104,160	-
Fund Balances - Ending	\$ 74,555,904	\$ 104,160	\$ -

Sheriff	Supervisor of Elections	Tax Collector	Eliminations	Total General Fund
\$ -	\$ -	\$ -	\$ -	\$ 188,195,117
-	-	-	-	14,169,955
-	-	-	-	909,999
-	-	-	-	50,722,766
-	9,172	4,045,262	-	14,162,049
-	-	-	-	1,697,415
-	-	-	-	6,111,134
-	-	334,840	(3,808,754)	2,482,467
-	9,172	4,380,102	(3,808,754)	278,450,902
-	3,058,583	8,556,571	(3,808,754)	81,063,041
84,991,844	-	-	-	155,868,560
-	-	-	-	2,575,748
-	-	-	-	3,238,421
-	-	-	-	4,111,887
-	-	-	-	2,034,454
-	-	-	-	8,170,795
108,059	-	621,401	-	1,813,344
16,941	-	7,408	-	99,750
85,116,844	3,058,583	9,185,380	(3,808,754)	258,976,000
(85,116,844)	(3,049,411)	(4,805,278)	-	19,474,902
85,461,813	3,049,411	6,344,286	(110,438,569)	3,684,691
(90,402)	-	(1,539,008)	110,438,569	(21,216,835)
85,371,411	3,049,411	4,805,278	-	(17,532,144)
254,567	-	-	-	1,942,758
485,723	-	-	-	73,457,596
\$ 740,290	\$ -	\$ -	\$ -	\$ 75,400,354

ESCAMBIA COUNTY, FLORIDA
COMBINING SCHEDULE OF REVENUES, EXPENDITURES,
AND CHANGES IN FUND BALANCE - BUDGET AND ACTUAL
GENERAL FUND

For the Year Ended September 30, 2024

Board Of County Commissioners

	Original Budget	Final Budget	Actual Amounts
REVENUES			
Taxes	\$ 191,872,695	\$ 191,872,695	\$ 188,195,117
Franchise Fees	13,371,440	13,371,440	14,169,955
Special Assessments	860,700	860,700	909,999
Intergovernmental	44,757,540	47,153,617	49,293,371
Charges for Services	3,136,796	3,288,704	3,496,959
Judgments and Fines	47,500	47,500	45,265
Investment Gain (Loss)	-	-	5,803,418
Miscellaneous	4,635,651	2,620,745	5,697,274
Total Revenues	258,682,322	259,215,401	267,611,358
EXPENDITURES			
Current:			
General Government	97,074,626	101,489,724	60,224,841
Public Safety	76,930,422	77,136,935	70,876,716
Physical Environment	2,220,890	3,711,232	2,575,748
Transportation	3,611,896	3,611,896	3,238,421
Human Services	4,544,761	14,955,714	4,111,887
Culture/Recreation	2,075,965	2,103,965	2,034,454
Court-Related	-	-	-
Debt Service:			
Principal Retirement	-	-	1,083,884
Interest and Fiscal Charges	-	-	75,401
Total Expenditures	186,458,560	203,009,466	144,221,352
Excess (Deficiency) of Revenues Over(Under) Expenditures	72,223,762	56,205,935	123,390,006
OTHER FINANCING SOURCES (USES)			
Transfers In	2,984,691	3,684,691	6,819,140
Transfers (Out)	(138,221,924)	(132,205,459)	(128,520,955)
Issuance of Notes/Bonds Payable	-	3,500,000	-
Total Other Financing Sources and (Uses)	(135,237,233)	(125,020,768)	(121,701,815)
Net Change in Fund Balances	(63,013,471)	(68,814,833)	1,688,191
Fund Balances - Beginning	63,013,471	68,814,833	72,867,713
Fund Balances - Ending	\$ -	\$ -	\$ 74,555,904

Continued

Clerk of the Circuit Court and Comptroller

Property Appraiser

<u>Original Budget</u>	<u>Final Budget</u>	<u>Actual Amounts</u>
\$ -	\$ -	\$ -
-	-	-
-	-	-
320,500	440,146	1,429,395
6,929,600	6,929,600	6,596,398
1,730,000	1,730,000	1,652,150
375,100	375,100	307,716
271,074	271,074	255,430
<u>9,626,274</u>	<u>9,745,920</u>	<u>10,241,089</u>
6,674,579	6,764,579	5,793,498
-	-	-
-	-	-
-	-	-
-	-	-
-	-	-
7,724,524	7,844,170	8,170,795
-	-	-
-	-	-
<u>14,399,103</u>	<u>14,608,749</u>	<u>13,964,293</u>
<u>(4,772,829)</u>	<u>(4,862,829)</u>	<u>(3,723,204)</u>
4,772,829	4,862,829	4,862,829
-	-	(1,139,625)
-	-	-
<u>4,772,829</u>	<u>4,862,829</u>	<u>3,723,204</u>
-	-	-
-	-	104,160
<u>\$ -</u>	<u>\$ -</u>	<u>\$ 104,160</u>

<u>Original Budget</u>	<u>Final Budget</u>	<u>Actual Amounts</u>
\$ -	\$ -	\$ -
-	-	-
-	-	-
-	-	-
-	-	-
-	-	14,258
-	-	-
-	-	-
-	-	-
-	-	3,677
<u>-</u>	<u>-</u>	<u>17,935</u>
7,583,817	7,599,502	7,238,302
-	-	-
-	-	-
-	-	-
-	-	-
-	-	-
-	-	-
<u>7,583,817</u>	<u>7,599,502</u>	<u>7,238,302</u>
<u>(7,583,817)</u>	<u>(7,599,502)</u>	<u>(7,220,367)</u>
7,583,817	7,599,502	7,585,781
-	-	(365,414)
-	-	-
<u>7,583,817</u>	<u>7,599,502</u>	<u>7,220,367</u>
-	-	-
-	-	-
<u>\$ -</u>	<u>\$ -</u>	<u>\$ -</u>

ESCAMBIA COUNTY, FLORIDA
COMBINING SCHEDULE OF REVENUES, EXPENDITURES,
AND CHANGES IN FUND BALANCE - BUDGET AND ACTUAL -Continued
GENERAL FUND

For the Year Ended September 30, 2024

	Sheriff		
	Original Budget	Final Budget	Actual Amounts
REVENUES			
Taxes	\$ -	\$ -	\$ -
Franchise Fees	-	-	-
Special Assessments	-	-	-
Intergovernmental	-	-	-
Charges for Services	-	-	-
Judgments and Fines	-	-	-
Investment Gain (Loss)	-	-	-
Miscellaneous	-	-	-
Total Revenues	-	-	-
EXPENDITURES			
Current:			
General Government	-	-	-
Public Safety	85,193,928	85,461,813	84,991,844
Physical Environment	-	-	-
Transportation	-	-	-
Human Services	-	-	-
Culture/Recreation	-	-	-
Court-Related	-	-	-
Debt Service:			
Principal Retirement	-	-	108,059
Interest and Fiscal Charges	-	-	16,941
Total Expenditures	85,193,928	85,461,813	85,116,844
Excess (Deficiency) of Revenues Over(Under) Expenditures	(85,193,928)	(85,461,813)	(85,116,844)
OTHER FINANCING SOURCES (USES)			
Transfers In	85,193,928	85,461,813	85,461,813
Transfers (Out)	-	-	(90,402)
Issuance of Notes/Bonds Payable	-	-	-
Total Other Financing Sources and (Uses)	85,193,928	85,461,813	85,371,411
Net Change in Fund Balances	-	-	254,567
Fund Balances - Beginning	-	-	485,723
Fund Balances - Ending	\$ -	\$ -	\$ 740,290

Continued

Supervisor of Elections			Tax Collector		
Original Budget	Final Budget	Actual Amounts	Original Budget	Final Budget	Actual Amounts
\$ -	\$ -	\$ -	\$ -	\$ -	\$ -
-	-	-	-	-	-
-	-	-	-	-	-
-	-	9,172	3,953,785	3,953,785	4,045,262
-	-	-	-	-	-
-	-	-	-	-	-
-	-	-	118,500	118,500	334,840
-	-	9,172	4,072,285	4,072,285	4,380,102
3,959,101	4,052,880	3,058,583	10,175,426	10,175,426	8,556,571
-	-	-	-	-	-
-	-	-	-	-	-
-	-	-	-	-	-
-	-	-	-	-	-
-	-	-	-	-	-
-	-	-	-	-	621,401
-	-	-	-	-	7,408
3,959,101	4,052,880	3,058,583	10,175,426	10,175,426	9,185,380
(3,959,101)	(4,052,880)	(3,049,411)	(6,103,141)	(6,103,141)	(4,805,278)
3,959,101	4,052,880	3,049,411	6,344,286	6,344,286	6,344,286
-	-	-	(241,145)	(241,145)	(1,539,008)
-	-	-	-	-	-
3,959,101	4,052,880	3,049,411	6,103,141	6,103,141	4,805,278
-	-	-	-	-	-
-	-	-	-	-	-
\$ -	\$ -	\$ -	\$ -	\$ -	\$ -

ESCAMBIA COUNTY, FLORIDA
COMBINING SCHEDULE OF REVENUES, EXPENDITURES,
AND CHANGES IN FUND BALANCE - BUDGET AND ACTUAL - Continued
GENERAL FUND

For the Year Ended September 30, 2024

	Eliminations		
	Original Budget	Final Budget	Actual Amounts
REVENUES			
Taxes	\$ -	\$ -	\$ -
Franchise Fees	-	-	-
Special Assessments	-	-	-
Intergovernmental	-	-	-
Charges for Services	-	-	-
Judgments and Fines	-	-	-
Investment Gain (Loss)	-	-	-
Miscellaneous	(3,808,754)	(3,808,754)	(3,808,754)
Total Revenues	(3,808,754)	(3,808,754)	(3,808,754)
EXPENDITURES			
Current:			
General Government	(3,808,754)	(3,808,754)	(3,808,754)
Public Safety	-	-	-
Physical Environment	-	-	-
Transportation	-	-	-
Human Services	-	-	-
Culture/Recreation	-	-	-
Court-Related	-	-	-
Debt Service:			
Principal Retirement	-	-	-
Interest and Fiscal Charges	-	-	-
Total Expenditures	(3,808,754)	(3,808,754)	(3,808,754)
Excess (Deficiency) of Revenues Over(Under) Expenditures	-	-	-
OTHER FINANCING SOURCES (USES)			
Transfers In	(107,853,961)	(110,438,569)	(110,438,569)
Transfers (Out)	107,853,961	110,438,569	110,438,569
Issuance of Notes/Bonds Payable	-	-	-
Total Other Financing Sources and (Uses)	-	-	-
Net Change in Fund Balances	-	-	-
Fund Balances - Beginning	-	-	-
Fund Balances - Ending	\$ -	\$ -	\$ -

TOTAL				
Original Budget	Final Budget	Variance with Original Budget- Over(Under) Final Budget	Actual Amounts	Variance with Final Budget - Over(Under) Actual Amounts
\$ 191,872,695	\$ 191,872,695	\$ -	\$ 188,195,117	\$ (3,677,578)
13,371,440	13,371,440	-	14,169,955	798,515
860,700	860,700	-	909,999	49,299
45,078,040	47,593,763	2,515,723	50,722,766	3,129,003
14,020,181	14,172,089	151,908	14,162,049	(10,040)
1,777,500	1,777,500	-	1,697,415	(80,085)
375,100	375,100	-	6,111,134	5,736,034
1,216,471	(798,435)	(2,014,906)	2,482,467	3,280,902
<u>268,572,127</u>	<u>269,224,852</u>	<u>652,725</u>	<u>278,450,902</u>	<u>9,226,050</u>
121,658,795	126,273,357	4,614,562	81,063,041	45,210,316
162,124,350	162,598,748	474,398	155,868,560	6,730,188
2,220,890	3,711,232	1,490,342	2,575,748	1,135,484
3,611,896	3,611,896	-	3,238,421	373,475
4,544,761	14,955,714	10,410,953	4,111,887	10,843,827
2,075,965	2,103,965	28,000	2,034,454	69,511
7,724,524	7,844,170	119,646	8,170,795	(326,625)
-	-	-	1,813,344	(1,813,344)
-	-	-	99,750	(99,750)
<u>303,961,181</u>	<u>321,099,082</u>	<u>17,137,901</u>	<u>258,976,000</u>	<u>62,123,082</u>
<u>(35,389,054)</u>	<u>(51,874,230)</u>	<u>(16,485,176)</u>	<u>19,474,902</u>	<u>71,349,132</u>
2,984,691	1,567,432	(1,417,259)	3,684,691	2,117,259
(30,609,108)	(22,008,035)	8,601,073	(21,216,835)	791,200
-	3,500,000	3,500,000	-	(3,500,000)
<u>(27,624,417)</u>	<u>(16,940,603)</u>	<u>10,683,814</u>	<u>(17,532,144)</u>	<u>(591,541)</u>
(63,013,471)	(68,814,833)	(5,801,362)	1,942,758	70,757,591
<u>63,013,471</u>	<u>68,814,833</u>	<u>5,801,362</u>	<u>73,457,596</u>	<u>4,642,763</u>
<u>\$ -</u>	<u>\$ -</u>	<u>\$ -</u>	<u>\$ 75,400,354</u>	<u>\$ 75,400,354</u>

NONMAJOR GOVERNMENTAL FUNDS

SPECIAL REVENUE FUNDS

Special Revenue Funds are used to account for and report the proceeds of specific revenue sources that are restricted or committed to expenditures for specified purposes other than debt service or capital projects. The County has the following Special Revenue Funds:

Escambia County Restricted Fund

Created to account for monies donated to the County for a specific purpose.

Economic Development Fund

Created pursuant to the Economic Development Incentive Program Ordinance to account for revenues associated with land sales at the various County commerce parks and other economic development related revenues. Expenditures will be used to promote economic development initiatives in Escambia County.

Code Enforcement Fund

Created to account for the enforcement of ordinances and statutes to enhance the quality of life for and protect citizens from environmentally unsafe conditions.

Mass Transit Fund

Created to account for the operations and maintenance of the Escambia County Area Transit System. The 1 to 5 Cents Local Option Fuel Tax (4 cents levied) is used to fund public transportation operations and maintenance pursuant to Sections 203 and 336, Florida Statutes. Funding is also by Federal Transit Administration operating grants, FTA apportioned Coronavirus Aid, Relief and Economic Security (CARES) act grants, user fees and reimbursements for non-transit activities. The Mass Transit Fund was a fund of the County until 2018, when Ordinance No. 2018-8 established the Escambia County Area Transit Authority. However, subsequent to the fiscal year ended 2019, the Board of County Commissioners adopted Ordinance 2019-28, repealing the ordinance establishing the Transit Authority.

M and A State Revenue Fund

Created to account for the cost of mosquito and other arthropod control. Financing is provided by State matching funds on a dollar for dollar basis.

Local Provider Plan Fund

Created to account for monies collected for Non-Ad Valorem special assessments on hospitals established by Ordinance 2021-20 and section 1(f). Article VIII of the Constitution of the State of Florida and Chapter 125 Florida Statutes. Funding raised by the County assessment will support through intergovernmental transfers (IGTs) will support additional funding for Medicaid payments to hospitals.

Tourist Promotion Fund

Created to account for revenues restricted for promotion, development and advertisement of Escambia County tourism. Financing is provided by a tourist development tax levied under Chapter 125.0104 Florida Statutes.

Other Grant Projects Fund

Created to account for financing provided from various State and Federal grants.

Detention/Jail Commissary Fund

Created to account for the cost of the inmate commissary and the inmate welfare fund; operated in the detention facility pursuant to Section 951.23, Florida Statutes. The fiscal management of the commissary is audited in conjunction with the audit of the County.

NONMAJOR GOVERNMENTAL FUNDS

SPECIAL REVENUE FUNDS - Continued

Library Fund

Created to account for the revenue and expenditures associated with administrative and operational functions of the West Florida Library System. A countywide Library MSTU assessment is imposed for the purpose of funding library services.

Misdemeanor Probation Fund

Created to account for the cost of supervision of the misdemeanor program. Financing is provided by a fee charged to a person on parole pursuant to Section 945.31, Florida Statutes.

Article V Fund

Created to account for revenues and costs for court related fees, charges, costs, fines and other monetary penalties.

Development Review Fund

Created to account for fees generated by the review of all development plans within the County and support of the Development Review Committee, the Planning Board, the Board of Adjustments, the Rezoning Hearing Examiner and the Board of County Commissioners.

Perdido Key Beach Mouse Fund

Created to account for the Perdido Key Beach Mouse Special Assessment revenue established by Ordinance 2006-1 and 2006-2 and by interlocal agreement with the US Fish and Wildlife Service and the Florida Fish and Wildlife Commission. This revenue will be utilized for the mitigation process for impacts to the Perdido Key Beach Mouse habitat.

RESTORE Fund

Created in accordance with the Resources and Ecosystem Sustainability, Tourist Opportunities, and Revived Economies of the Gulf Coast States Act of 2012 (RESTORE Act; Subtitle F of Public Law 112-141); to account for revenues and expenditures for programs, projects and activities that restore and protect the environment and economy of the Gulf Coast Region.

State Housing Initiative Partnership Fund (SHIP)

Created to account for the revenues and expenditures of the SHIP program, authorized pursuant to Section 420.907-420.9079, Florida Statutes. State revenue sharing proceeds received by the County for the SHIP program are used to create partnerships that produce and preserve affordable homeownership and multifamily housing.

Law Enforcement Trust Fund

Created pursuant to the provisions of Section 932.704, Florida Statutes, to account for the net proceeds from the sale or conversion of forfeited properties. Expenditures payable from this fund are legally restricted to nonrecurring obligations of the Sheriff's office, including equipment purchases. Although legally entitled as a trust fund, this fund is more properly accounted for as a special revenue fund due to the nature of the transactions recorded therein.

Opioid Abatement Fund

Created to account for revenues and expenditures from The Opioid Abatement Funds, provided by the State of Florida. These funds will be used to pilot a program that includes on-demand mobile treatment teams offering medication-assisted treatments.

NONMAJOR GOVERNMENTAL FUNDS

SPECIAL REVENUE FUNDS - Continued

Escambia County Affordable Housing Fund

Created to account for funding to assist with delivery of affordable housing assistance and support for low income families in Escambia County and the City of Pensacola, primarily in conjunction with the Escambia Consortium Home Program. The fund also provides a source for payment of up-front costs while awaiting reimbursement from the HOME program letter of credit.

CDBG-DR Rebuild Florida Fund

Created to account for Federal Block Grant revenues and the expenditures. The Grant program provides financial support primarily for low and moderate-income families in the County who have been impacted by Hurricane Sally in need of fair housing repair and replacement.

CDBG HUD Entitlement Fund

Created to account for Federal HUD Block Grant revenues and the expenditures. The HUD funded Community Block Grant program provides financial support primarily for low and moderate-income families in the County.

Handicapped Parking Fines Fund

Created to account for monies collected under Chapter 316, Florida Statutes, also known as the State Uniform Traffic Control, which authorizes counties to regulate the parking of vehicles and to enforce regulations relating to disabled persons parking.

Family Mediation Fund

Created to account for monies provided through a private grant and authorized under Chapters 44.102 and 44.108, Florida Statutes. These funds were used to assure each minor child frequent and continuing contact with both parents after separation or dissolved marriages and to encourage parents to share the rights and responsibilities of child rearing.

Fire Protection Fund

Created to account for monies assessed by the Board of County Commissioners to property owners in unincorporated areas of Escambia County to provide for fire protection.

Emergency 911 Operations Fund

Created in accordance with the provisions of the Florida Emergency Telephone Act (Sections 365.171 and 365.172, Florida Statutes) to account for the Enhanced 911 (E911) fees imposed and collected from local telephone exchange customers and subscribers of wireless telephone services. 911 service directs 911 calls to the appropriate public safety answering point and provides for automatic number and location identification. The E911 Board may adjust the allocation percentages or adjust the amount of the fee, or both, if necessary, to ensure full cost recovery or prevent over recovery of costs incurred in the provision of E911. Expenditures are restricted to the establishment and maintenance of an enhanced emergency telephone number 911 system or enhanced 911 service.

HUD-CDBG Housing Rehabilitation Loan Fund

Created to account for funding to provide assistance for low/moderate income families within the unincorporated county through the rehabilitation of several substandard homes.

HUD Home Fund

Created to account for the HUD Housing Assistance revenues and expenditures. This grant provides for the rehabilitation of severely substandard homes.

NONMAJOR GOVERNMENTAL FUNDS

SPECIAL REVENUE FUNDS - Continued

Community Redevelopment Agency Fund (CRA)

Established to account for the revenues and expenditures of the redevelopment areas established within the County. The CRA Fund is a blended component unit of Escambia County. Pursuant to Florida Statutes Section 163 Part III, the Community Redevelopment Act of 1969 authorized government to use tax increment financing as a means for community redevelopment.

Bob Sikes Toll Facilities Fund

Established by County Ordinance No. 93-23 which authorizes the collection of bridge tolls for uses of the Bob Sikes Toll Bridge by passage seekers. The Board of County Commissioners establish toll rates for the Bob Sikes Bridge in order to pay for the proper maintenance, administration, debt service of the bridge, and other expenses for parks and recreation on Santa Rosa Island as approved by the Board of County Commissioners. In addition to cash tolls, annual permits (transponder sales) may be purchased for access to the Bridge.

Transportation Trust Fund

Created pursuant to the provisions of Section 129.02 Florida Statutes, to account for transportation related revenues and expenditures. The primary revenue source is fuel taxes which are the Seventh-cent/1 cent County, Ninth-cent, Local Option fuel tax, and Constitutional fuel tax. Fuel tax revenues are used to fund transportation expenditures allowable pursuant to Sections 206 and Section 366, Florida Statutes.

MSBU Assessment Program Fund

Created to account for monies collected for Municipal Service Benefit Units (MSBU) pursuant to County Ordinance No. 94-24 and Chapter 125, Florida Statutes

Master Drainage Basin Fund

Created to account for monies to provide drainage within specific districts.

Clerk Programs

This fund reflects the activities of the Office of the Clerk of the Circuit Court and Comptroller Trust Funds. Services provided are in accordance with provisions of the Florida Statutes Chapter 28.24 for records modernization.

Sheriff Programs

This fund reflects the activities of the Escambia County Sheriff's Office; primarily to account for the collection and expenditures of US Treasury and US Justice forfeiture sharing programs, and for revenues and disbursements of various Federal and State Grants.

Supervisor Programs

This fund reflects the activities of the Escambia Supervisor of Elections Office; primarily to account for the revenues and disbursements of various Federal and State Grants.

NONMAJOR GOVERNMENTAL FUNDS

DEBT SERVICE FUND

Debt Service Funds are used to account for and report financial resources that are restricted, committed, or assigned to expenditure for principal and interest. Debt Service funds are also used to report resources of legally mandated and financial resources that are being accumulated for principal and interest maturing in the future. The County has the following Debt Service Fund:

Debt Service Fund

Created to account for the resources accumulated and payments made for principal and interest on long-term debt of governmental funds.

CAPITAL PROJECTS FUNDS

Capital Projects Funds are used to account for and report financial resources that are restricted, committed, or assigned to expenditure for capital outlays, including the acquisition or construction of capital facilities and other capital outlay. Capital Project funds exclude capital-related outflows financed by Proprietary Fund or for assets held in trust for individuals, private organizations, or other governments. The County has the following Capital Projects Funds:

Non-LOST Capital Projects Fund

Created to account for capital projects funded through grant dollars or any source other than local option sales tax.

Series 2017 Project Fund

Created pursuant to Resolution 2017-70 to account for the proceeds of the Sales Tax Revenue Bonds, Series 2017 which was issued June 22, 2017. This fund accounts for the expenditures associated with the acquisition, planning, design and construction of a new 1,500 rated bed correctional facility. The new correctional facility became operational in fiscal year 2021.

FTA Capital Projects Fund

Created to account for revenue received from the United States Department of Transportation and cost associated with federal transportation assistance. The Federal Transit Administration (FTA) provides capital assistance for mass transit projects including mass transit fixed route and ADA paratransit services for citizens through urban areas of Escambia County. FTA funding is provided by Grants, State matching funds, and Escambia County Area Transit matching funds.

ESCAMBIA COUNTY, FLORIDA
COMBINING BALANCE SHEET
ALL NONMAJOR GOVERNMENTAL FUNDS
September 30, 2024

	Total Nonmajor Special Revenue Funds	Total Nonmajor Debt Service Fund	Total Nonmajor Capital Projects Fund	Total Nonmajor Governmental Funds
ASSETS				
Cash and Cash Equivalents	\$ 110,904,572	\$ 726,851	\$ 445,235	\$ 112,076,658
Investments	23,612,676	176,070	107,853	23,896,599
Accounts Receivable	938,553	-	-	938,553
Due from Other Funds	254,907	-	-	254,907
Due from Other Governments	9,729,937	-	137,383	9,867,320
Inventories	706,155	-	-	706,155
Assets Held for Investment	315,072	-	-	315,072
Total Assets	\$ 146,461,872	\$ 902,921	\$ 690,471	\$ 148,055,264
LIABILITIES				
Accounts Payable	\$ 7,474,921	\$ -	\$ 14,950	\$ 7,489,871
Contracts Payable-Retainage	195,230	-	-	195,230
Accrued Liabilities	1,773,003	-	-	1,773,003
Due to Other Funds	123,034	-	-	123,034
Advances Payable to Other Funds	8,002,407	-	-	8,002,407
Due to Other Governments	277,688	-	132,407	410,095
Deposits	330,421	-	-	330,421
Unearned Revenue	455,692	-	-	455,692
Total Liabilities	18,632,396	-	147,357	18,779,753
FUND BALANCES (deficits)				
Nonspendable				
Inventories	706,155	-	-	706,155
Restricted for				
Court Related Functions	4,432,785	-	-	4,432,785
Community Services	316,765	-	-	316,765
Debt Service	-	902,921	-	902,921
Economic & Community Development	13,715,135	-	-	13,715,135
Fire & Rescue	7,497,487	-	-	7,497,487
Health Services	3,321,721	-	-	3,321,721
Inmate Welfare	10,793,005	-	-	10,793,005
Jail Facility	-	-	165,388	165,388
Law Enforcement	418,321	-	-	418,321
Library	7,771,456	-	-	7,771,456
Mass Transit System	4,631,523	-	365,752	4,997,275
Parks & Recreation	-	-	11,974	11,974
Public Safety	3,716,488	-	-	3,716,488
Public Records Modernization	5,447,357	-	-	5,447,357
Resource Conservation	2,311,075	-	-	2,311,075
Housing Assistance	12,448,026	-	-	12,448,026
Tourism	29,352,674	-	-	29,352,674
Transportation & Drainage Improvements	1,085,725	-	-	1,085,725
Committed to:				
Community Services	3,507,285	-	-	3,507,285
Infrastructure Maintenance	7,786,209	-	-	7,786,209
Public Safety	3,424,692	-	-	3,424,692
Transportation Maintenance	8,040,447	-	-	8,040,447
Unassigned:	(2,894,855)	-	-	(2,894,855)
Total Fund Balances	127,829,476	902,921	543,114	129,275,511
Total Liabilities, Deferred Inflow of Resources, and Fund Balances	\$ 146,461,872	\$ 902,921	\$ 690,471	\$ 148,055,264

ESCAMBIA COUNTY, FLORIDA
COMBINING STATEMENT OF REVENUES, EXPENDITURES, AND CHANGES IN FUND BALANCES
ALL NONMAJOR GOVERNMENTAL FUNDS
For the Year Ended September 30, 2024

	Total Nonmajor Special Revenue Funds	Total Nonmajor Debt Service Fund	Total Nonmajor Capital Projects Fund	Total Nonmajor Governmental Funds
REVENUES				
Taxes	\$ 53,169,427	\$ -	\$ -	\$ 53,169,427
Permits and Fees	593,622	-	-	593,622
Franchise Fees	2,300,597	-	-	2,300,597
Special Assessments	55,452,530	-	-	55,452,530
Intergovernmental	39,620,368	-	579,996	40,200,364
Charges for Services	12,178,288	-	-	12,178,288
Judgments and Fines	1,735,630	-	-	1,735,630
Investment Gain (Loss)	6,847,712	287,720	28,137	7,163,569
Miscellaneous	5,111,118	-	-	5,111,118
Total Revenues	177,009,292	287,720	608,133	177,905,145
EXPENDITURES				
Current:				
General Government	45,687,317	-	-	45,687,317
Public Safety	39,186,651	-	-	39,186,651
Physical Environment	10,027,428	-	-	10,027,428
Transportation	39,936,847	-	172,417	40,109,264
Economic Environment	22,476,771	-	-	22,476,771
Human Services	818,663	-	-	818,663
Culture/Recreation	9,422,373	-	-	9,422,373
Court-Related	6,310,515	-	-	6,310,515
Debt Service:				
Principal Retirement	401,040	6,230,000	-	6,631,040
Interest and Fiscal Charges	159,524	5,578,724	-	5,738,248
Capital Outlay	-	-	407,581	407,581
Total Expenditures	174,427,129	11,808,724	579,998	186,815,851
Excess (Deficiency) of Revenues Over(Under) Expenditures	2,582,163	(11,521,004)	28,135	(8,910,706)
OTHER FINANCING SOURCES (USES)				
Transfers In	18,856,675	11,808,759	-	30,665,434
Transfers (Out)	(8,257,475)	-	-	(8,257,475)
Total Other Financing Sources and (Uses)	10,599,200	11,808,759	-	22,407,959
Net Change in Fund Balances	13,181,363	287,755	28,135	13,497,253
Fund Balances - Beginning	114,648,113	615,166	514,979	115,778,258
Fund Balances - Ending	\$ 127,829,476	\$ 902,921	\$ 543,114	\$ 129,275,511



ESCAMBIA COUNTY, FLORIDA
COMBINING BALANCE SHEET
NONMAJOR GOVERNMENTAL FUNDS - SPECIAL REVENUE FUNDS
September 30, 2024

	Escambia County Restricted Fund	Economic Development Fund	Code Enforcement Fund	Mass Transit Fund	M&A State Revenue Fund	Local Provider Plan Fund
ASSETS						
Cash and Cash Equivalents	\$ 2,799,195	\$ 424,338	\$ 2,479,533	\$ 3,049,054	\$ 120,556	\$ 2,828,432
Investments	678,066	102,790	600,633	738,034	29,203	685,149
Accounts Receivable	975	-	325,343	133,042	-	-
Due from Other Funds	23,578	-	87,399	-	-	-
Due from Other Governments	60,000	-	-	1,406,112	-	-
Inventories	-	-	-	275,394	-	-
Assets Held for Investment	-	-	-	-	-	-
Total Assets	\$ 3,561,814	\$ 527,128	\$ 3,492,908	\$ 5,601,636	\$ 149,759	\$ 3,513,581
LIABILITIES						
Accounts Payable	\$ 21,586	\$ -	\$ 25,577	\$ 441,109	\$ 588	\$ -
Contracts Payable-Retainage	-	-	-	-	-	-
Accrued Liabilities	7,817	-	42,592	250,800	-	-
Due to Other Funds	-	-	-	-	-	-
Advances Payable to Other Funds	-	-	-	-	-	-
Due to Other Governments	23,751	-	47	2,810	-	-
Deposits	1,375	-	-	-	-	-
Unearned Revenue	-	-	-	-	-	-
Total Liabilities	54,529	-	68,216	694,719	588	-
FUND BALANCES						
Nonspendable:						
Inventories	-	-	-	275,394	-	-
Restricted for:						
Court Related Functions	-	-	-	-	-	-
Community Services	-	-	-	-	-	-
Economic & Community Development	-	527,128	-	-	-	-
Fire & Rescue	-	-	-	-	-	-
Health Services	-	-	-	-	149,171	-
Inmate Welfare	-	-	-	-	-	3,513,581
Law Enforcement	-	-	-	-	-	-
Library	-	-	-	-	-	-
Mass Transit System	-	-	-	4,631,523	-	-
Public Safety	-	-	-	-	-	-
Public Records Modernization	-	-	-	-	-	-
Resource Conservation	-	-	-	-	-	-
Housing Assistance	-	-	-	-	-	-
Tourism	-	-	-	-	-	-
Transportation & Drainage Improvements	-	-	-	-	-	-
Committed to:						
Community Services	3,507,285	-	-	-	-	-
Infrastructure Maintenance	-	-	-	-	-	-
Public Safety	-	-	3,424,692	-	-	-
Transportation Maintenance	-	-	-	-	-	-
Unassigned	-	-	-	-	-	-
Total Fund Balances	3,507,285	527,128	3,424,692	4,906,917	149,171	3,513,581
Total Liabilities and Fund Balances	\$ 3,561,814	\$ 527,128	\$ 3,492,908	\$ 5,601,636	\$ 149,759	\$ 3,513,581

Continued

Tourist Promotion Fund	Other Grant Projects Fund	Detention/Jail Commissary Fund	Library Fund	Misdemeanor Probation Fund	Article V Fund	Development Review Fund
\$ 26,994,540	\$ 292,438	\$ 5,682,682	\$ 6,452,669	\$ 464,321	\$ 3,345,888	\$ 1,677,643
6,539,056	70,839	1,376,552	1,561,995	112,476	810,495	406,386
44	-	321,808	54,311	-	333	-
173	3,318	-	-	-	138,592	-
-	1,665,867	-	-	49	269,954	-
-	-	180,358	-	-	-	-
-	-	-	-	-	-	-
<u>\$ 33,533,813</u>	<u>\$ 2,032,462</u>	<u>\$ 7,561,400</u>	<u>\$ 8,068,975</u>	<u>\$ 576,846</u>	<u>\$ 4,565,262</u>	<u>\$ 2,084,029</u>
\$ 4,174,028	\$ 141,058	\$ 60,112	\$ 133,841	\$ 7,680	\$ 132,543	\$ 60,156
3,093	-	-	-	-	-	-
4,018	7,012	32,589	156,513	40,977	42,180	19,308
-	-	-	-	-	94,638	-
-	-	-	-	-	-	-
-	13,127	8,917	7,165	206	77,363	-
-	-	-	-	1,060	327,986	-
-	176,497	-	-	-	-	-
<u>4,181,139</u>	<u>337,694</u>	<u>101,618</u>	<u>297,519</u>	<u>49,923</u>	<u>674,710</u>	<u>79,464</u>
-	-	180,358	-	-	-	-
-	438,105	-	-	-	3,890,552	-
-	-	-	-	-	-	-
-	-	-	-	-	-	-
-	-	-	-	-	-	-
-	-	7,279,424	-	-	-	-
-	-	-	-	-	-	-
-	-	-	7,771,456	-	-	-
-	-	-	-	-	-	-
-	1,185,000	-	-	526,923	-	2,004,565
-	70,450	-	-	-	-	-
-	-	-	-	-	-	-
29,352,674	-	-	-	-	-	-
-	1,213	-	-	-	-	-
-	-	-	-	-	-	-
-	-	-	-	-	-	-
-	-	-	-	-	-	-
-	-	-	-	-	-	-
<u>29,352,674</u>	<u>1,694,768</u>	<u>7,459,782</u>	<u>7,771,456</u>	<u>526,923</u>	<u>3,890,552</u>	<u>2,004,565</u>
<u>\$ 33,533,813</u>	<u>\$ 2,032,462</u>	<u>\$ 7,561,400</u>	<u>\$ 8,068,975</u>	<u>\$ 576,846</u>	<u>\$ 4,565,262</u>	<u>\$ 2,084,029</u>

ESCAMBIA COUNTY, FLORIDA
COMBINING BALANCE SHEET
NONMAJOR GOVERNMENTAL FUNDS - SPECIAL REVENUE FUNDS
September 30, 2024

	Perdido Key Beach Mouse Fund	RESTORE Fund	State Housing Initiative Partnership (SHIP) Fund	Law Enforcement Trust Fund	Opioid Abatement Fund
ASSETS					
Cash and Cash Equivalents	\$ 1,811,778	\$ 129,165	\$ 7,828,302	\$ 356,982	\$ 2,561,562
Investments	438,878	31,288	-	86,474	620,503
Accounts Receivable	-	-	7,480	-	-
Due from Other Funds	-	-	-	-	-
Due from Other Governments	-	3,824,065	-	3,261	-
Inventories	-	-	-	-	-
Assets Held for Investment	-	-	-	-	-
Total Assets	\$ 2,250,656	\$ 3,984,518	\$ 7,835,782	\$ 446,717	\$ 3,182,065
LIABILITIES					
Accounts Payable	\$ 5,907	\$ 515,220	\$ 212,328	\$ -	\$ -
Contracts Payable-Retainage	-	168,857	-	-	-
Accrued Liabilities	4,124	4,485	6,987	-	9,515
Due to Other Funds	-	-	-	28,396	-
Advances Payable to Other Funds	-	3,300,000	-	-	-
Due to Other Governments	-	-	5,243	-	-
Deposits	-	-	-	-	-
Unearned Revenue	-	-	-	-	-
Total Liabilities	10,031	3,988,562	224,558	28,396	9,515
FUND BALANCES					
Nonspendable:					
Inventories	-	-	-	-	-
Restricted for:					
Court Related Functions	-	-	-	-	-
Community Services	-	-	-	-	-
Economic & Community Development	-	-	-	-	-
Fire & Rescue	-	-	-	-	-
Health Services	-	-	-	-	3,172,550
Inmate Welfare	-	-	-	-	-
Law Enforcement	-	-	-	418,321	-
Library	-	-	-	-	-
Mass Transit System	-	-	-	-	-
Public Safety	-	-	-	-	-
Public Records Modernization	-	-	-	-	-
Resource Conservation	2,240,625	-	-	-	-
Housing Assistance	-	-	7,611,224	-	-
Tourism	-	-	-	-	-
Transportation & Drainage Improvements	-	-	-	-	-
Committed to:					
Community Services	-	-	-	-	-
Infrastructure Maintenance	-	-	-	-	-
Public Safety	-	-	-	-	-
Transportation Maintenance	-	-	-	-	-
Unassigned	-	(4,044)	-	-	-
Total Fund Balances	2,240,625	(4,044)	7,611,224	418,321	3,172,550
Total Liabilities and Fund Balances	\$ 2,250,656	\$ 3,984,518	\$ 7,835,782	\$ 446,717	\$ 3,182,065

Continued

Escambia County Affordable Housing Fund	CDBG-DR Rebuild Florida Fund	CDBG - HUD Entitlement Fund	Handicapped Parking Fines Fund	Family Mediation Fund	Fire Protection Fund	Emergency 911 Operations Fund
\$ 2,008,739	\$ -	\$ 721,708	\$ 254,235	\$ 83,823	\$ 5,285,416	\$ 1,176,705
486,589	-	174,824	61,585	20,305	1,280,320	285,041
-	-	-	-	-	-	-
-	-	-	1,001	-	846	-
300	-	9,877	-	-	9,220	398,213
-	-	-	-	-	14,100	-
-	-	-	-	-	-	-
<u>\$ 2,495,628</u>	<u>\$ -</u>	<u>\$ 906,409</u>	<u>\$ 316,821</u>	<u>\$ 104,128</u>	<u>\$ 6,589,902</u>	<u>\$ 1,859,959</u>
\$ 6,197	-	\$ 18,448	\$ -	\$ -	\$ 178,616	\$ 19,288
-	-	11,568	-	-	716,872	-
-	-	-	-	-	-	-
-	311	-	-	-	-	-
70	-	-	56	-	4,540	18,958
-	-	-	-	-	-	-
-	-	-	-	-	-	-
<u>6,267</u>	<u>311</u>	<u>30,016</u>	<u>56</u>	<u>-</u>	<u>900,028</u>	<u>38,246</u>
-	-	-	-	-	14,100	-
-	-	-	-	104,128	-	-
-	-	-	316,765	-	-	-
-	-	-	-	-	5,675,774	1,821,713
-	-	-	-	-	-	-
-	-	-	-	-	-	-
-	-	-	-	-	-	-
-	-	-	-	-	-	-
-	-	-	-	-	-	-
-	-	-	-	-	-	-
-	-	-	-	-	-	-
-	-	-	-	-	-	-
2,489,361	-	876,393	-	-	-	-
-	-	-	-	-	-	-
-	-	-	-	-	-	-
-	-	-	-	-	-	-
-	-	-	-	-	-	-
-	(311)	-	-	-	-	-
<u>2,489,361</u>	<u>(311)</u>	<u>876,393</u>	<u>316,765</u>	<u>104,128</u>	<u>5,689,874</u>	<u>1,821,713</u>
<u>\$ 2,495,628</u>	<u>\$ -</u>	<u>\$ 906,409</u>	<u>\$ 316,821</u>	<u>\$ 104,128</u>	<u>\$ 6,589,902</u>	<u>\$ 1,859,959</u>

ESCAMBIA COUNTY, FLORIDA
COMBINING BALANCE SHEET
NONMAJOR GOVERNMENTAL FUNDS - SPECIAL REVENUE FUNDS
September 30, 2024

	HUD-CDBG Housing Rehabilitation Loan Fund	HUD Home Fund	Community Redevelopment Agency Fund	Bob Sikes Toll Facilities Fund	Transportation Trust Fund
ASSETS					
Cash and Cash Equivalents	\$ 22,005	\$ 1,255,787	\$ 10,503,587	\$ 6,240,618	\$ 6,293,931
Investments	5,330	304,197	2,544,349	1,511,704	1,524,601
Accounts Receivable	-	-	-	85,441	9,776
Due from Other Funds	-	-	-	-	-
Due from Other Governments	-	-	443,341	-	1,376,923
Inventories	-	-	-	-	236,303
Assets Held for Investment	-	-	-	-	-
Total Assets	\$ 27,335	\$ 1,559,984	\$ 13,491,277	\$ 7,837,763	\$ 9,441,534
LIABILITIES					
Accounts Payable	\$ -	\$ 113,337	\$ 285,160	\$ 42,691	\$ 761,192
Contracts Payable-Retainage	-	-	1,996	-	21,284
Accrued Liabilities	-	1,080	15,701	3,972	380,126
Due to Other Funds	-	-	-	-	-
Advances Payable to Other Funds	-	-	-	-	-
Due to Other Governments	-	1,854	413	4,891	2,182
Deposits	-	-	-	-	-
Unearned Revenue	-	-	-	-	-
Total Liabilities	-	116,271	303,270	51,554	1,164,784
FUND BALANCES					
Nonspendable:					
Inventories	-	-	-	-	236,303
Restricted for:					
Court Related Functions	-	-	-	-	-
Community Services	-	-	-	-	-
Economic & Community Development	-	-	13,188,007	-	-
Fire & Rescue	-	-	-	-	-
Health Services	-	-	-	-	-
Inmate Welfare	-	-	-	-	-
Law Enforcement	-	-	-	-	-
Library	-	-	-	-	-
Mass Transit System	-	-	-	-	-
Public Safety	-	-	-	-	-
Public Records Modernization	-	-	-	-	-
Resource Conservation	-	-	-	-	-
Housing Assistance	27,335	1,443,713	-	-	-
Tourism	-	-	-	-	-
Transportation & Drainage Improvements	-	-	-	-	-
Committed to:					
Community Services	-	-	-	-	-
Infrastructure Maintenance	-	-	-	7,786,209	-
Public Safety	-	-	-	-	-
Transportation Maintenance	-	-	-	-	8,040,447
Unassigned	-	-	-	-	-
Total Fund Balances	27,335	1,443,713	13,188,007	7,786,209	8,276,750
Total Liabilities and Fund Balances	\$ 27,335	\$ 1,559,984	\$ 13,491,277	\$ 7,837,763	\$ 9,441,534

Continued

MSBU Assessment Program Fund	Master Drainage Basin Fund	Clerk Programs	Sheriff Programs	Supervisor of Elections Programs	Total Nonmajor Special Revenue Funds
\$ 1,273,826	\$ 893,536	\$ 5,361,442	\$ 230,136	\$ -	\$ 110,904,572
308,567	216,447	-	-	-	23,612,676
-	-	-	-	-	938,553
-	-	-	-	-	254,907
-	-	107,676	155,079	-	9,729,937
-	-	-	-	-	706,155
315,072	-	-	-	-	315,072
<u>\$ 1,897,465</u>	<u>\$ 1,109,983</u>	<u>\$ 5,469,118</u>	<u>\$ 385,215</u>	<u>\$ -</u>	<u>\$ 146,461,872</u>
\$ 85,794	\$ 25,471	\$ 6,994	\$ -	\$ -	7,474,921
-	-	-	-	-	195,230
-	-	14,767	-	-	1,773,003
-	-	-	-	-	123,034
4,702,096	-	-	-	-	8,002,407
75	-	-	106,020	-	277,688
-	-	-	-	-	330,421
-	-	-	279,195	-	455,692
<u>4,787,965</u>	<u>25,471</u>	<u>21,761</u>	<u>385,215</u>	<u>-</u>	<u>18,632,396</u>
-	-	-	-	-	706,155
-	-	-	-	-	4,432,785
-	-	-	-	-	316,765
-	-	-	-	-	13,715,135
-	-	-	-	-	7,497,487
-	-	-	-	-	3,321,721
-	-	-	-	-	10,793,005
-	-	-	-	-	418,321
-	-	-	-	-	7,771,456
-	-	-	-	-	4,631,523
-	-	-	-	-	3,716,488
-	-	5,447,357	-	-	5,447,357
-	-	-	-	-	2,311,075
-	-	-	-	-	12,448,026
-	-	-	-	-	29,352,674
-	1,084,512	-	-	-	1,085,725
-	-	-	-	-	3,507,285
-	-	-	-	-	7,786,209
-	-	-	-	-	3,424,692
-	-	-	-	-	8,040,447
(2,890,500)	-	-	-	-	(2,894,855)
<u>(2,890,500)</u>	<u>1,084,512</u>	<u>5,447,357</u>	<u>-</u>	<u>-</u>	<u>127,829,476</u>
<u>\$ 1,897,465</u>	<u>\$ 1,109,983</u>	<u>\$ 5,469,118</u>	<u>\$ 385,215</u>	<u>\$ -</u>	<u>\$ 146,461,872</u>

ESCAMBIA COUNTY, FLORIDA
COMBINING STATEMENT OF REVENUES, EXPENDITURES, AND CHANGES IN FUND BALANCES
NONMAJOR GOVERNMENTAL FUNDS - SPECIAL REVENUE FUNDS
For the Year Ended September 30, 2024

	Escambia County Restricted Fund	Economic Development Fund	Code Enforcement Fund	Mass Transit Fund	M&A State Revenue Fund	Local Provider Plan Fund
REVENUES						
Taxes	\$ -	\$ -	\$ -	\$ 5,118,414	\$ -	\$ -
Permits and Fees	-	-	-	-	-	-
Franchise Fees	-	-	2,300,597	-	-	-
Special Assessments	-	-	-	-	-	34,877,018
Intergovernmental	139,400	-	-	9,204,744	37,749	-
Charges for Services	496,841	-	-	981,019	-	-
Judgments and Fines	-	-	1,126,723	-	-	-
Investment Gain (Loss)	185,593	29,116	178,891	108,398	7,241	422,778
Miscellaneous	112,633	-	225	36,319	-	-
Total Revenues	<u>934,467</u>	<u>29,116</u>	<u>3,606,436</u>	<u>15,448,894</u>	<u>44,990</u>	<u>35,299,796</u>
EXPENDITURES						
Current:						
General Government	26,198	-	-	-	-	39,601,782
Public Safety	304,780	-	2,948,043	-	-	-
Physical Environment	244,356	-	-	-	-	-
Transportation	-	-	-	14,356,581	-	-
Economic Environment	-	-	-	-	-	-
Human Services	24,034	-	-	-	17,977	-
Culture/Recreation	15,159	-	-	-	-	-
Court-Related	-	-	-	-	-	-
Debt Service:						
Principal Retirement	-	-	-	-	-	-
Interest and Fiscal Charges	-	-	-	-	-	-
Total Expenditures	<u>614,527</u>	<u>-</u>	<u>2,948,043</u>	<u>14,356,581</u>	<u>17,977</u>	<u>39,601,782</u>
Excess (Deficiency) of Revenues Over(Under) Expenditures	<u>319,940</u>	<u>29,116</u>	<u>658,393</u>	<u>1,092,313</u>	<u>27,013</u>	<u>(4,301,986)</u>
OTHER FINANCING SOURCES (USES)						
Transfers In	-	-	-	-	-	-
Transfers (Out)	-	-	(550,000)	-	-	-
Total Other Financing Sources and (Uses)	<u>-</u>	<u>-</u>	<u>(550,000)</u>	<u>-</u>	<u>-</u>	<u>-</u>
Net Change in Fund Balances	319,940	29,116	108,393	1,092,313	27,013	(4,301,986)
Fund Balances - Beginning	<u>3,187,345</u>	<u>498,012</u>	<u>3,316,299</u>	<u>3,814,604</u>	<u>122,158</u>	<u>7,815,567</u>
Fund Balances - Ending	<u>\$ 3,507,285</u>	<u>\$ 527,128</u>	<u>\$ 3,424,692</u>	<u>\$ 4,906,917</u>	<u>\$ 149,171</u>	<u>\$ 3,513,581</u>

Continued

Tourist Promotion Fund	Other Grant Projects Fund	Detention/Jail Commissary Fund	Library Fund	Misdemeanor Probation Fund	Article V Fund	Development Review Fund
\$ 22,014,490	\$ -	\$ -	\$ 9,706,058	\$ -	\$ -	\$ -
-	269,484	-	-	-	-	323,687
-	-	-	-	-	-	-
-	-	-	-	-	-	-
-	2,009,830	-	95,796	-	1,094,555	-
-	11,256	2,504,164	34,669	709,098	2,007,187	683,009
-	50	-	41,642	10,200	-	-
1,565,031	25,250	414,744	472,119	50,544	236,661	113,203
30	17,188	621	98,328	-	28,064	-
<u>23,579,551</u>	<u>2,333,058</u>	<u>2,919,529</u>	<u>10,448,612</u>	<u>769,842</u>	<u>3,366,467</u>	<u>1,119,899</u>
-	-	-	-	-	-	935,067
-	1,522,238	3,088,718	-	1,624,963	49,030	-
171,539	303,887	-	-	-	-	-
-	-	-	-	-	-	-
16,246,238	262,843	-	-	-	-	-
-	-	-	-	-	-	-
-	339,578	-	8,087,267	-	-	-
-	2,555	-	-	-	5,170,712	-
-	-	-	-	-	-	-
-	-	-	-	-	-	-
<u>16,417,777</u>	<u>2,431,101</u>	<u>3,088,718</u>	<u>8,087,267</u>	<u>1,624,963</u>	<u>5,219,742</u>	<u>935,067</u>
<u>7,161,774</u>	<u>(98,043)</u>	<u>(169,189)</u>	<u>2,361,345</u>	<u>(855,121)</u>	<u>(1,853,275)</u>	<u>184,832</u>
-	-	-	-	400,000	2,431,337	-
<u>(4,877,373)</u>	<u>-</u>	<u>-</u>	<u>-</u>	<u>-</u>	<u>(380,000)</u>	<u>(150,000)</u>
<u>(4,877,373)</u>	<u>-</u>	<u>-</u>	<u>-</u>	<u>400,000</u>	<u>2,051,337</u>	<u>(150,000)</u>
2,284,401	(98,043)	(169,189)	2,361,345	(455,121)	198,062	34,832
<u>27,068,273</u>	<u>1,792,811</u>	<u>7,628,971</u>	<u>5,410,111</u>	<u>982,044</u>	<u>3,692,490</u>	<u>1,969,733</u>
<u>\$ 29,352,674</u>	<u>\$ 1,694,768</u>	<u>\$ 7,459,782</u>	<u>\$ 7,771,456</u>	<u>\$ 526,923</u>	<u>\$ 3,890,552</u>	<u>\$ 2,004,565</u>

ESCAMBIA COUNTY, FLORIDA
COMBINING STATEMENT OF REVENUES, EXPENDITURES, AND CHANGES IN FUND BALANCES
NONMAJOR GOVERNMENTAL FUNDS - SPECIAL REVENUE FUNDS
For the Year Ended September 30, 2024

	Perdido Key Beach Mouse Fund	RESTORE Fund	State Housing Initiative Partnership (SHIP) Fund	Law Enforcement Trust Fund	Opioid Abatement Fund
REVENUES					
Taxes	\$ -	\$ -	\$ -	\$ -	\$ -
Permits and Fees	-	-	-	-	-
Franchise Fees	-	-	-	-	-
Special Assessments	628,472	-	-	-	-
Intergovernmental	-	9,904,435	2,748,596	-	507,924
Charges for Services	-	-	-	-	-
Judgments and Fines	-	-	-	407,211	-
Investment Gain (Loss)	108,173	-	261,046	18,773	181,424
Miscellaneous	-	-	300,980	-	1,546,005
Total Revenues	<u>736,645</u>	<u>9,904,435</u>	<u>3,310,622</u>	<u>425,984</u>	<u>2,235,353</u>
EXPENDITURES					
Current:					
General Government	-	-	-	-	-
Public Safety	-	-	-	359,444	491,616
Physical Environment	158,110	9,149,521	-	-	-
Transportation	-	-	-	-	-
Economic Environment	-	-	3,379,630	-	-
Human Services	-	-	-	-	768,015
Culture/Recreation	-	980,369	-	-	-
Court-Related	-	-	-	-	-
Debt Service:					
Principal Retirement	-	-	-	-	-
Interest and Fiscal Charges	-	-	-	-	-
Total Expenditures	<u>158,110</u>	<u>10,129,890</u>	<u>3,379,630</u>	<u>359,444</u>	<u>1,259,631</u>
Excess (Deficiency) of Revenues Over(Under) Expenditures	<u>578,535</u>	<u>(225,455)</u>	<u>(69,008)</u>	<u>66,540</u>	<u>975,722</u>
OTHER FINANCING SOURCES (USES)					
Transfers In	-	126,350	-	-	-
Transfers (Out)	-	-	-	-	-
Total Other Financing Sources and (Uses)	<u>-</u>	<u>126,350</u>	<u>-</u>	<u>-</u>	<u>-</u>
Net Change in Fund Balances	578,535	(99,105)	(69,008)	66,540	975,722
Fund Balances - Beginning	<u>1,662,090</u>	<u>95,061</u>	<u>7,680,232</u>	<u>351,781</u>	<u>2,196,828</u>
Fund Balances - Ending	<u>\$ 2,240,625</u>	<u>\$ (4,044)</u>	<u>\$ 7,611,224</u>	<u>\$ 418,321</u>	<u>\$ 3,172,550</u>

Continued

Escambia County Affordable Housing Fund	CDBG-DR Rebuild Florida Fund	CDBG - HUD Entitlement Fund	Handicapped Parking Fines Fund	Family Mediation Fund	Fire Protection Fund	Emergency 911 Operations Fund
\$ -	\$ -	\$ -	\$ -	\$ -	\$ -	\$ -
-	-	-	-	-	-	-
-	-	-	-	-	-	-
-	-	-	-	-	18,127,572	-
-	-	1,703,954	-	-	36,305	1,663,904
-	-	-	11,017	-	206,000	-
-	-	-	-	-	-	-
137,469	-	45,572	17,226	5,764	447,775	69,824
146,116	-	163,883	-	-	487,332	-
<u>283,585</u>	<u>-</u>	<u>1,913,409</u>	<u>28,243</u>	<u>5,764</u>	<u>19,304,984</u>	<u>1,733,728</u>
-	74	-	-	-	-	-
-	-	-	-	-	26,146,158	819,601
-	15	-	-	-	-	-
-	222	-	-	-	-	-
148,126	-	1,567,824	-	-	-	-
-	-	-	8,637	-	-	-
-	-	-	-	756	-	-
-	-	-	-	-	-	-
-	-	-	-	-	-	-
<u>148,126</u>	<u>311</u>	<u>1,567,824</u>	<u>8,637</u>	<u>756</u>	<u>26,146,158</u>	<u>819,601</u>
135,459	(311)	345,585	19,606	5,008	(6,841,174)	914,127
-	-	-	-	-	10,359,704	-
-	-	(35,000)	-	-	(286,380)	(658,222)
-	-	(35,000)	-	-	10,073,324	(658,222)
135,459	(311)	310,585	19,606	5,008	3,232,150	255,905
2,353,902	-	565,808	297,159	99,120	2,457,724	1,565,808
<u>\$ 2,489,361</u>	<u>\$ (311)</u>	<u>\$ 876,393</u>	<u>\$ 316,765</u>	<u>\$ 104,128</u>	<u>\$ 5,689,874</u>	<u>\$ 1,821,713</u>

ESCAMBIA COUNTY, FLORIDA
COMBINING STATEMENT OF REVENUES, EXPENDITURES, AND CHANGES IN FUND BALANCES
NONMAJOR GOVERNMENTAL FUNDS - SPECIAL REVENUE FUNDS
For the Year Ended September 30, 2024

	HUD-CDBG Housing Rehabilitation Loan Fund	HUD Home Fund	Community Redevelopment Agency Fund	Bob Sikes Toll Facilities Fund	Transportation Trust Fund
REVENUES					
Taxes	\$ -	\$ -	\$ 6,720,193	\$ -	\$ 9,610,272
Permits and Fees	-	-	-	-	451
Franchise Fees	-	-	-	-	-
Special Assessments	-	-	-	-	-
Intergovernmental	-	752,796	443,341	-	6,683,604
Charges for Services	-	-	-	3,141,016	683,103
Judgments and Fines	-	-	-	-	-
Investment Gain (Loss)	1,510	79,918	727,848	386,247	362,638
Miscellaneous	-	137,603	-	16,735	2,018,992
Total Revenues	<u>1,510</u>	<u>970,317</u>	<u>7,891,382</u>	<u>3,543,998</u>	<u>19,359,060</u>
EXPENDITURES					
Current:					
General Government	-	-	4,074,836	1,030,308	-
Public Safety	-	-	-	-	-
Physical Environment	-	-	-	-	-
Transportation	-	-	-	-	23,562,146
Economic Environment	-	872,110	-	-	-
Human Services	-	-	-	-	-
Culture/Recreation	-	-	-	-	-
Court-Related	-	-	-	-	-
Debt Service:					
Principal Retirement	-	-	-	-	-
Interest and Fiscal Charges	-	-	-	-	-
Total Expenditures	<u>-</u>	<u>872,110</u>	<u>4,074,836</u>	<u>1,030,308</u>	<u>23,562,146</u>
Excess (Deficiency) of Revenues Over(Under) Expenditures	<u>1,510</u>	<u>98,207</u>	<u>3,816,546</u>	<u>2,513,690</u>	<u>(4,203,086)</u>
OTHER FINANCING SOURCES (USES)					
Transfers In	-	-	35,000	-	5,504,284
Transfers (Out)	-	-	-	(1,320,500)	-
Total Other Financing Sources and (Uses)	<u>-</u>	<u>-</u>	<u>35,000</u>	<u>(1,320,500)</u>	<u>5,504,284</u>
Net Change in Fund Balances	1,510	98,207	3,851,546	1,193,190	1,301,198
Fund Balances - Beginning	<u>25,825</u>	<u>1,345,506</u>	<u>9,336,461</u>	<u>6,593,019</u>	<u>6,975,552</u>
Fund Balances - Ending	<u>\$ 27,335</u>	<u>\$ 1,443,713</u>	<u>\$ 13,188,007</u>	<u>\$ 7,786,209</u>	<u>\$ 8,276,750</u>

Continued

MSBU Assessment Program Fund	Master Drainage Basin Fund	Clerk Programs	Sheriff Programs	Supervisor of Elections Programs	Total Nonmajor Special Revenue Funds
\$ -	\$ -	\$ -	\$ -	\$ -	\$ 53,169,427
-	-	-	-	-	593,622
-	-	-	-	-	2,300,597
1,680,415	139,053	-	-	-	55,452,530
-	-	472,127	2,102,256	19,052	39,620,368
-	-	709,909	-	-	12,178,288
-	-	-	149,804	-	1,735,630
118,825	68,111	-	-	-	6,847,712
-	-	64	-	-	5,111,118
<u>1,799,240</u>	<u>207,164</u>	<u>1,182,100</u>	<u>2,252,060</u>	<u>19,052</u>	<u>177,009,292</u>
-	-	-	-	19,052	45,687,317
-	-	-	1,832,060	-	39,186,651
-	-	-	-	-	10,027,428
1,496,531	521,367	-	-	-	39,936,847
-	-	-	-	-	22,476,771
-	-	-	-	-	818,663
-	-	-	-	-	9,422,373
-	-	1,136,492	-	-	6,310,515
-	-	-	401,040	-	401,040
140,564	-	-	18,960	-	159,524
<u>1,637,095</u>	<u>521,367</u>	<u>1,136,492</u>	<u>2,252,060</u>	<u>19,052</u>	<u>174,427,129</u>
<u>162,145</u>	<u>(314,203)</u>	<u>45,608</u>	<u>-</u>	<u>-</u>	<u>2,582,163</u>
-	-	-	-	-	18,856,675
-	-	-	-	-	(8,257,475)
-	-	-	-	-	10,599,200
162,145	(314,203)	45,608	-	-	13,181,363
(3,052,645)	1,398,715	5,401,749	-	-	114,648,113
<u>\$ (2,890,500)</u>	<u>\$ 1,084,512</u>	<u>\$ 5,447,357</u>	<u>\$ -</u>	<u>\$ -</u>	<u>\$ 127,829,476</u>

ESCAMBIA COUNTY, FLORIDA
BUDGETARY COMPARISON SCHEDULE
ESCAMBIA COUNTY RESTRICTED FUND
For the Year Ended September 30, 2024

	<u>Budget</u>	<u>Actual Amounts</u>	<u>Variance with Budget - Over(Under)</u>
REVENUES			
Intergovernmental	\$ 141,930	\$ 139,400	\$ (2,530)
Charges for Services	359,467	496,841	137,374
Investment Gain (Loss)	-	185,593	185,593
Miscellaneous	80,795	112,633	31,838
Total Revenues	<u>582,192</u>	<u>934,467</u>	<u>352,275</u>
EXPENDITURES			
Current:			
General Government	260,145	26,198	233,947
Public Safety	537,881	304,780	233,101
Physical Environment	2,340,857	244,356	2,096,501
Transportation	20,661	-	20,661
Human Services	101,807	24,034	77,773
Culture and Recreation	535,262	15,159	520,103
Total Expenditures	<u>3,796,613</u>	<u>614,527</u>	<u>3,182,086</u>
Excess (Deficiency) of Revenues Over(Under) Expenditures	<u>(3,214,421)</u>	<u>319,940</u>	<u>3,534,361</u>
Net Change in Fund Balance	(3,214,421)	319,940	3,534,361
Fund Balance - Beginning	<u>3,214,421</u>	<u>3,187,345</u>	<u>(27,076)</u>
Fund Balance - Ending	<u>\$ -</u>	<u>\$ 3,507,285</u>	<u>\$ 3,507,285</u>

ESCAMBIA COUNTY, FLORIDA
BUDGETARY COMPARISON SCHEDULE
ECONOMIC DEVELOPMENT FUND
For the Year Ended September 30, 2024

	<u>Budget</u>	<u>Actual Amounts</u>	<u>Variance with Budget - Over(Under)</u>
REVENUES			
Investment Gain (Loss)	\$ -	\$ 29,116	\$ 29,116
Total Revenues	<u>-</u>	<u>29,116</u>	<u>29,116</u>
EXPENDITURES			
Current:			
Economic Environment	498,012	-	498,012
Total Expenditures	<u>498,012</u>	<u>-</u>	<u>498,012</u>
Excess (Deficiency) of Revenues Over(Under) Expenditures	<u>(498,012)</u>	<u>29,116</u>	<u>527,128</u>
Net Change in Fund Balance	(498,012)	29,116	527,128
Fund Balance - Beginning	<u>498,012</u>	<u>498,012</u>	<u>-</u>
Fund Balance - Ending	<u>\$ -</u>	<u>\$ 527,128</u>	<u>\$ 527,128</u>

ESCAMBIA COUNTY, FLORIDA
BUDGETARY COMPARISON SCHEDULE
CODE ENFORCEMENT FUND
For the Year Ended September 30, 2024

	<u>Budget</u>	<u>Actual Amounts</u>	<u>Variance with Budget - Over(Under)</u>
REVENUES			
Franchise Fees	\$ 1,947,500	\$ 2,300,597	\$ 353,097
Judgments and Fines	404,772	1,126,723	721,951
Investment Gain (Loss)	-	178,891	178,891
Miscellaneous	-	225	225
Total Revenues	<u>2,352,272</u>	<u>3,606,436</u>	<u>1,254,164</u>
EXPENDITURES			
Current:			
Public Safety	5,118,571	2,948,043	2,170,528
Human Services	-	-	-
Total Expenditures	<u>5,118,571</u>	<u>2,948,043</u>	<u>2,170,528</u>
Excess (Deficiency) of Revenues Over(Under) Expenditures	<u>(2,766,299)</u>	<u>658,393</u>	<u>3,424,692</u>
OTHER FINANCING SOURCES (USES)			
Transfers (Out)	(550,000)	(550,000)	-
Total Other Financing Sources and (Uses)	<u>(550,000)</u>	<u>(550,000)</u>	<u>-</u>
Net Change in Fund Balance	(3,316,299)	108,393	3,424,692
Fund Balance - Beginning	<u>3,316,299</u>	<u>3,316,299</u>	<u>-</u>
Fund Balance - Ending	<u>\$ -</u>	<u>\$ 3,424,692</u>	<u>\$ 3,424,692</u>

ESCAMBIA COUNTY, FLORIDA
BUDGETARY COMPARISON SCHEDULE
MASS TRANSIT FUND
For the Year Ended September 30, 2024

	<u>Budget</u>	<u>Actual Amounts</u>	<u>Variance with Budget - Over(Under)</u>
REVENUES			
Taxes	\$ 4,655,000	\$ 5,118,414	\$ 463,414
Intergovernmental	10,638,723	9,204,744	(1,433,979)
Charges for Service	871,340	981,019	109,679
Investment Gain (Loss)	-	108,398	108,398
Miscellaneous	28,533	36,319	7,786
Total Revenues	<u>16,193,596</u>	<u>15,448,894</u>	<u>(744,702)</u>
EXPENDITURES			
Current:			
Transportation	20,008,200	14,356,581	5,651,619
Total Expenditures	<u>20,008,200</u>	<u>14,356,581</u>	<u>5,651,619</u>
Excess (Deficiency) of Revenues Over(Under) Expenditures	<u>(3,814,604)</u>	<u>1,092,313</u>	<u>4,906,917</u>
Net Change in Fund Balance	(3,814,604)	1,092,313	4,906,917
Fund Balance - Beginning	<u>3,814,604</u>	<u>3,814,604</u>	<u>-</u>
Fund Balance - Ending	<u>\$ -</u>	<u>\$ 4,906,917</u>	<u>\$ 4,906,917</u>

ESCAMBIA COUNTY, FLORIDA
BUDGETARY COMPARISON SCHEDULE
M & A STATE REVENUE FUND
For the Year Ended September 30, 2024

	<u>Budget</u>	<u>Actual Amounts</u>	<u>Variance with Budget - Over(Under)</u>
REVENUES			
Intergovernmental	\$ 37,748	\$ 37,749	\$ 1
Investment Gain (Loss)	-	7,241	7,241
Total Revenues	<u>37,748</u>	<u>44,990</u>	<u>7,242</u>
EXPENDITURES			
Current:			
Human Services	159,906	17,977	141,929
Total Expenditures	<u>159,906</u>	<u>17,977</u>	<u>141,929</u>
Excess (Deficiency) of Revenues Over(Under) Expenditures	<u>(122,158)</u>	<u>27,013</u>	<u>149,171</u>
Net Change in Fund Balance	(122,158)	27,013	149,171
Fund Balance - Beginning	<u>122,158</u>	<u>122,158</u>	<u>-</u>
Fund Balance - Ending	<u>\$ -</u>	<u>\$ 149,171</u>	<u>\$ 149,171</u>

ESCAMBIA COUNTY, FLORIDA
STATEMENT OF REVENUES, EXPENDITURES, AND CHANGES IN FUND BALANCES
BUDGETARY COMPARISON SCHEDULE
LOCAL PROVIDER PLAN
For the Year Ended September 30, 2024

	<u>Budget</u>	<u>Actual Amounts</u>	<u>Variance with Budget - Over(Under)</u>
REVENUES			
Special Assessments	\$ 34,877,018	\$ 34,877,018	\$ -
Investment Gain (Loss)	-	422,778	422,778
Total Revenues	<u>34,877,018</u>	<u>35,299,796</u>	<u>422,778</u>
EXPENDITURES			
Current:			
General Government	42,692,585	39,601,782	3,090,803
Total Expenditures	<u>42,692,585</u>	<u>39,601,782</u>	<u>3,090,803</u>
Excess (Deficiency) of Revenues Over(Under) Expenditures	<u>(7,815,567)</u>	<u>(4,301,986)</u>	<u>3,513,581</u>
Net Change in Fund Balance	(7,815,567)	(4,301,986)	3,513,581
Fund Balance - Beginning	<u>7,815,567</u>	<u>7,815,567</u>	<u>-</u>
Fund Balance - Ending	<u>\$ -</u>	<u>\$ 3,513,581</u>	<u>\$ 3,513,581</u>

ESCAMBIA COUNTY, FLORIDA
BUDGETARY COMPARISON SCHEDULE
TOURIST PROMOTION FUND
For the Year Ended September 30, 2024

	<u>Budget</u>	<u>Actual Amounts</u>	<u>Variance with Budget - Over(Under)</u>
REVENUES			
Taxes	\$ 19,000,000	\$ 22,014,490	\$ 3,014,490
Investment Gain (Loss)	-	1,565,031	1,565,031
Miscellaneous	-	30	30
Total Revenues	<u>19,000,000</u>	<u>23,579,551</u>	<u>4,579,551</u>
EXPENDITURES			
Current:			
Physical Environment	375,895	171,539	204,356
Economic Environment	40,960,674	16,246,238	24,714,436
Total Expenditures	<u>41,336,569</u>	<u>16,417,777</u>	<u>24,918,792</u>
Excess (Deficiency) of Revenues Over(Under) Expenditures	<u>(22,336,569)</u>	<u>7,161,774</u>	<u>29,498,343</u>
OTHER FINANCING SOURCES (USES)			
Transfer In	180,934	-	(180,934)
Transfers (Out)	(4,877,373)	(4,877,373)	-
Total Other Financing Sources and (Uses)	<u>(4,696,439)</u>	<u>(4,877,373)</u>	<u>(180,934)</u>
Net Change in Fund Balance	(27,033,008)	2,284,401	29,317,409
Fund Balance - Beginning	<u>27,033,008</u>	<u>27,068,273</u>	<u>35,265</u>
Fund Balance - Ending	<u>\$ -</u>	<u>\$ 29,352,674</u>	<u>\$ 29,352,674</u>

ESCAMBIA COUNTY, FLORIDA
BUDGETARY COMPARISON SCHEDULE
OTHER GRANT PROJECTS FUND
For the Year Ended September 30, 2024

	<u>Budget</u>	<u>Actual Amounts</u>	<u>Variance with Budget - Over(Under)</u>
REVENUES			
Permits and Fees	\$ 342,043	\$ 269,484	\$ (72,559)
Intergovernmental	15,739,576	2,009,830	(13,729,746)
Charges for Services	18,702	11,256	(7,446)
Judgments and Fines	-	50	50
Investment Gain (Loss)	-	25,250	25,250
Miscellaneous	289,990	17,188	(272,802)
Total Revenues	<u>16,390,311</u>	<u>2,333,058</u>	<u>(14,057,253)</u>
EXPENDITURES			
Current:			
Public Safety	10,704,505	1,522,238	9,182,267
Physical Environment	4,825,773	303,887	4,521,886
Economic Environment	262,844	262,843	1
Culture and Recreation	562,487	339,578	222,909
Court-Related	34,702	2,555	32,147
Total Expenditures	<u>16,390,311</u>	<u>2,431,101</u>	<u>13,959,210</u>
Excess (Deficiency) of Revenues Over(Under) Expenditures	<u>-</u>	<u>(98,043)</u>	<u>(98,043)</u>
Net Change in Fund Balance	-	(98,043)	(98,043)
Fund Balance - Beginning	<u>-</u>	<u>1,792,811</u>	<u>1,792,811</u>
Fund Balance - Ending	<u>\$ -</u>	<u>\$ 1,694,768</u>	<u>\$ 1,694,768</u>

ESCAMBIA COUNTY, FLORIDA
BUDGETARY COMPARISON SCHEDULE
DETENTION/JAIL COMMISSARY FUND
For the Year Ended September 30, 2024

	<u>Budget</u>	<u>Actual Amounts</u>	<u>Variance with Budget - Over(Under)</u>
REVENUES			
Charges for Services	\$ 1,757,500	\$ 2,504,164	\$ 746,664
Investment Gain (Loss)	-	414,744	414,744
Miscellaneous	-	621	621
Total Revenues	<u>1,757,500</u>	<u>2,919,529</u>	<u>1,162,029</u>
EXPENDITURES			
Current:			
Public Safety	9,386,471	3,088,718	6,297,753
Total Expenditures	<u>9,386,471</u>	<u>3,088,718</u>	<u>6,297,753</u>
Excess (Deficiency) of Revenues Over(Under) Expenditures	<u>(7,628,971)</u>	<u>(169,189)</u>	<u>7,459,782</u>
Net Change in Fund Balance	(7,628,971)	(169,189)	7,459,782
Fund Balance - Beginning	<u>7,628,971</u>	<u>7,628,971</u>	<u>-</u>
Fund Balance - Ending	<u>\$ -</u>	<u>\$ 7,459,782</u>	<u>\$ 7,459,782</u>

ESCAMBIA COUNTY, FLORIDA
BUDGETARY COMPARISON SCHEDULE
LIBRARY FUND
For the Year Ended September 30, 2024

	<u>Budget</u>	<u>Actual Amounts</u>	<u>Variance with Budget - Over(Under)</u>
REVENUES			
Taxes	\$ 9,562,933	\$ 9,706,058	\$ 143,125
Intergovernmental	82,000	95,796	13,796
Charges for Services	21,850	34,669	12,819
Judgments and Fines	26,600	41,642	15,042
Investment Gain (Loss)	-	472,119	472,119
Miscellaneous	95,816	98,328	2,512
Total Revenues	<u>9,789,199</u>	<u>10,448,612</u>	<u>659,413</u>
EXPENDITURES			
Current:			
Culture and Recreation	15,165,040	8,087,267	7,077,773
Total Expenditures	<u>15,165,040</u>	<u>8,087,267</u>	<u>7,077,773</u>
Excess (Deficiency) of Revenues Over(Under) Expenditures	<u>(5,375,841)</u>	<u>2,361,345</u>	<u>7,737,186</u>
Net Change in Fund Balance	<u>(5,375,841)</u>	<u>2,361,345</u>	<u>7,737,186</u>
Fund Balance - Beginning	<u>5,375,841</u>	<u>5,410,111</u>	<u>34,270</u>
Fund Balance - Ending	<u>\$ -</u>	<u>\$ 7,771,456</u>	<u>\$ 7,771,456</u>

ESCAMBIA COUNTY, FLORIDA
BUDGETARY COMPARISON SCHEDULE
MISDEMEANOR PROBATION FUND
For the Year Ended September 30, 2024

	<u>Budget</u>	<u>Actual Amounts</u>	<u>Variance with Budget - Over(Under)</u>
REVENUES			
Charges for Services	\$ 748,125	\$ 709,098	\$ (39,027)
Judgements and Fines	8,550	10,200	1,650
Investment Gain (Loss)	-	50,544	50,544
Miscellaneous Revenue	22,800	-	(22,800)
Total Revenues	<u>779,475</u>	<u>769,842</u>	<u>(9,633)</u>
EXPENDITURES			
Current:			
Public Safety	2,161,519	1,624,963	536,556
Total Expenditures	<u>2,161,519</u>	<u>1,624,963</u>	<u>536,556</u>
Excess (Deficiency) of Revenues Over(Under) Expenditures	<u>(1,382,044)</u>	<u>(855,121)</u>	<u>526,923</u>
OTHER FINANCING SOURCES (USES)			
Transfers In	400,000	400,000	-
Total Other Financing Sources and (Uses)	<u>400,000</u>	<u>400,000</u>	<u>-</u>
Net Change in Fund Balance	(982,044)	(455,121)	526,923
Fund Balance - Beginning	<u>982,044</u>	<u>982,044</u>	<u>-</u>
Fund Balance - Ending	<u>\$ -</u>	<u>\$ 526,923</u>	<u>\$ 526,923</u>

ESCAMBIA COUNTY, FLORIDA
BUDGETARY COMPARISON SCHEDULE
ARTICLE V FUND
For the Year Ended September 30, 2024

	<u>Budget</u>	<u>Actual Amounts</u>	<u>Variance with Budget - Over(Under)</u>
REVENUES			
Intergovernmental	\$ 1,304,632	\$ 1,094,555	\$ (210,077)
Charges for Services	1,505,758	2,007,187	501,429
Investment Gain (Loss)	-	236,661	236,661
Miscellaneous	-	28,064	28,064
Total Revenues	<u>2,810,390</u>	<u>3,366,467</u>	<u>556,077</u>
EXPENDITURES			
Current:			
Public Safety	553,995	49,030	504,965
Court-Related	9,062,918	5,170,712	3,892,206
Total Expenditures	<u>9,616,913</u>	<u>5,219,742</u>	<u>4,397,171</u>
Excess (Deficiency) of Revenues Over(Under) Expenditures	<u>(6,806,523)</u>	<u>(1,853,275)</u>	<u>4,953,248</u>
OTHER FINANCING SOURCES (USES)			
Transfers In	2,431,337	2,431,337	-
Transfers (Out)	(380,000)	(380,000)	-
Total Other Financing Sources and (Uses)	<u>2,051,337</u>	<u>2,051,337</u>	<u>-</u>
Net Change in Fund Balance	(4,755,186)	198,062	4,953,248
Fund Balance - Beginning	<u>4,755,186</u>	<u>3,692,490</u>	<u>(1,062,696)</u>
Fund Balance - Ending	<u>\$ -</u>	<u>\$ 3,890,552</u>	<u>\$ 3,890,552</u>

ESCAMBIA COUNTY, FLORIDA
BUDGETARY COMPARISON SCHEDULE
DEVELOPMENT REVIEW FUND
For the Year Ended September 30, 2024

	<u>Budget</u>	<u>Actual Amounts</u>	<u>Variance with Budget - Over(Under)</u>
REVENUES			
Permits and Fees	\$ 315,400	\$ 323,687	\$ 8,287
Charges for Services	579,500	683,009	103,509
Investment Gain (Loss)	-	113,203	113,203
Total Revenues	<u>894,900</u>	<u>1,119,899</u>	<u>224,999</u>
EXPENDITURES			
Current:			
General Government	<u>2,714,633</u>	<u>935,067</u>	<u>1,779,566</u>
Total Expenditures	<u>2,714,633</u>	<u>935,067</u>	<u>1,779,566</u>
Excess (Deficiency) of Revenues Over(Under) Expenditures	<u>(1,819,733)</u>	<u>184,832</u>	<u>2,004,565</u>
OTHER FINANCING SOURCES (USES)			
Transfers (Out)	<u>(150,000)</u>	<u>(150,000)</u>	<u>-</u>
Total Other Financing Sources and (Uses)	<u>(150,000)</u>	<u>(150,000)</u>	<u>-</u>
Net Change in Fund Balance	(1,969,733)	34,832	2,004,565
Fund Balance - Beginning	<u>1,969,733</u>	<u>1,969,733</u>	<u>-</u>
Fund Balance - Ending	<u>\$ -</u>	<u>\$ 2,004,565</u>	<u>\$ 2,004,565</u>

ESCAMBIA COUNTY, FLORIDA
BUDGETARY COMPARISON SCHEDULE
PERDIDO KEY BEACH MOUSE FUND
For the Year Ended September 30, 2024

	<u>Budget</u>	<u>Actual Amounts</u>	<u>Variance with Budget - Over(Under)</u>
REVENUES			
Special Assessments	\$ 123,500	\$ 628,472	\$ 504,972
Investment Gain (Loss)	-	108,173	108,173
Total Revenues	<u>123,500</u>	<u>736,645</u>	<u>613,145</u>
EXPENDITURES			
Current:			
Physical Environment	<u>1,785,590</u>	<u>158,110</u>	<u>1,627,480</u>
Total Expenditures	<u>1,785,590</u>	<u>158,110</u>	<u>1,627,480</u>
Excess (Deficiency) of Revenues Over(Under) Expenditures	<u>(1,662,090)</u>	<u>578,535</u>	<u>2,240,625</u>
Net Change in Fund Balance	(1,662,090)	578,535	2,240,625
Fund Balance - Beginning	<u>1,662,090</u>	<u>1,662,090</u>	<u>-</u>
Fund Balance - Ending	<u>\$ -</u>	<u>\$ 2,240,625</u>	<u>\$ 2,240,625</u>

ESCAMBIA COUNTY, FLORIDA
BUDGETARY COMPARISON SCHEDULE
RESTORE FUND
For the Year Ended September 30, 2024

	<u>Budget</u>	<u>Actual Amounts</u>	<u>Variance with Budget - Over(Under)</u>
REVENUES			
Intergovernmental	\$ 51,585,602	\$ 9,904,435	\$ (41,681,167)
Total Revenues	<u>51,585,602</u>	<u>9,904,435</u>	<u>(41,681,167)</u>
EXPENDITURES			
Current:			
Physical Environment	48,741,010	9,149,521	39,591,489
Culture/Recreation	3,131,877	980,369	2,151,508
Total Expenditures	<u>51,872,887</u>	<u>10,129,890</u>	<u>41,742,997</u>
Excess (Deficiency) of Revenues Over(Under) Expenditures	<u>(287,285)</u>	<u>(225,455)</u>	<u>61,830</u>
OTHER FINANCING SOURCES (USES)			
Transfers In	126,350	126,350	-
Total Other Financing Sources and (Uses)	<u>126,350</u>	<u>126,350</u>	<u>-</u>
Net Change in Fund Balance	(160,935)	(99,105)	61,830
Fund Balance - Beginning	<u>160,935</u>	<u>95,061</u>	<u>(65,874)</u>
Fund Balance - Ending	<u>\$ -</u>	<u>\$ (4,044)</u>	<u>\$ (4,044)</u>

ESCAMBIA COUNTY, FLORIDA
BUDGETARY COMPARISON SCHEDULE
STATE HOUSING INITIATIVE PARTNERSHIP FUND (SHIP)
For the Year Ended September 30, 2024

	<u>Budget</u>	<u>Actual Amounts</u>	<u>Variance with Budget - Over(Under)</u>
REVENUES			
Intergovernmental	\$ 8,855,266	\$ 2,748,596	\$ (6,106,670)
Investment Gain (Loss)	-	261,046	261,046
Miscellaneous	1,565,923	300,980	(1,264,943)
Total Revenues	<u>10,421,189</u>	<u>3,310,622</u>	<u>(7,110,567)</u>
EXPENDITURES			
Current:			
Economic Environment	<u>10,421,189</u>	<u>3,379,630</u>	<u>7,041,559</u>
Total Expenditures	<u>10,421,189</u>	<u>3,379,630</u>	<u>7,041,559</u>
Excess (Deficiency) of Revenues Over(Under) Expenditures	<u>-</u>	<u>(69,008)</u>	<u>(69,008)</u>
Net Change in Fund Balance	-	(69,008)	(69,008)
Fund Balance - Beginning	<u>-</u>	<u>7,680,232</u>	<u>7,680,232</u>
Fund Balance - Ending	<u>\$ -</u>	<u>\$ 7,611,224</u>	<u>\$ 7,611,224</u>

ESCAMBIA COUNTY, FLORIDA
BUDGETARY COMPARISON SCHEDULE
LAW ENFORCEMENT TRUST FUND
For the Year Ended September 30, 2024

	<u>Budget</u>	<u>Actual Amounts</u>	<u>Variance with Budget - Over(Under)</u>
REVENUES			
Judgments and Fines	\$ 7,663	\$ 407,211	\$ 399,548
Investment Gain (Loss)	-	18,773	18,773
Total Revenues	<u>7,663</u>	<u>425,984</u>	<u>418,321</u>
EXPENDITURES			
Current:			
Public Safety	359,444	359,444	-
Total Expenditures	<u>359,444</u>	<u>359,444</u>	<u>-</u>
Excess (Deficiency) of Revenues Over(Under) Expenditures	<u>(351,781)</u>	<u>66,540</u>	<u>418,321</u>
Net Change in Fund Balance	(351,781)	66,540	418,321
Fund Balance - Beginning	<u>351,781</u>	<u>351,781</u>	<u>-</u>
Fund Balance - Ending	<u>\$ -</u>	<u>\$ 418,321</u>	<u>\$ 418,321</u>

ESCAMBIA COUNTY, FLORIDA
BUDGETARY COMPARISON SCHEDULE
OPIOID ABATEMENT FUND
For the Year Ended September 30, 2024

	<u>Budget</u>	<u>Actual Amounts</u>	<u>Variance with Budget - Over(Under)</u>
REVENUES			
Intergovernmental	\$ 719,425	\$ 507,924	\$ (211,501)
Investment Gain (Loss)	-	181,424	181,424
Miscellaneous	1,659,679	1,546,005	(113,674)
Total Revenues	<u>2,379,104</u>	<u>2,235,353</u>	<u>(143,751)</u>
EXPENDITURES			
Current:			
Public Safety	492,247	491,616	631
Human Services	4,083,685	768,015	3,315,670
Total Expenditures	<u>4,575,932</u>	<u>1,259,631</u>	<u>3,316,301</u>
Excess (Deficiency) of Revenues Over(Under) Expenditures	<u>(2,196,828)</u>	<u>975,722</u>	<u>3,172,550</u>
Net Change in Fund Balance	(2,196,828)	975,722	3,172,550
Fund Balance - Beginning	<u>2,196,828</u>	<u>2,196,828</u>	<u>-</u>
Fund Balance - Ending	<u>\$ -</u>	<u>\$ 3,172,550</u>	<u>\$ 3,172,550</u>

ESCAMBIA COUNTY, FLORIDA
BUDGETARY COMPARISON SCHEDULE
ESCAMBIA COUNTY AFFORDABLE HOUSING FUND
For the Year Ended September 30, 2024

	<u>Budget</u>	<u>Actual Amounts</u>	<u>Variance with Budget - Over(Under)</u>
REVENUES			
Investment Gain (Loss)	\$ -	\$ 137,469	\$ 137,469
Miscellaneous	82,100	146,116	64,016
Total Revenues	<u>82,100</u>	<u>283,585</u>	<u>201,485</u>
EXPENDITURES			
Current:			
Economic Environment	2,436,002	148,126	2,287,876
Total Expenditures	<u>2,436,002</u>	<u>148,126</u>	<u>2,287,876</u>
Excess (Deficiency) of Revenues Over(Under) Expenditures	<u>(2,353,902)</u>	<u>135,459</u>	<u>2,489,361</u>
Net Change in Fund Balance	(2,353,902)	135,459	2,489,361
Fund Balance - Beginning	<u>2,353,902</u>	<u>2,353,902</u>	<u>-</u>
Fund Balance - Ending	<u>\$ -</u>	<u>\$ 2,489,361</u>	<u>\$ 2,489,361</u>

ESCAMBIA COUNTY, FLORIDA
BUDGETARY COMPARISON SCHEDULE
CDBG-DR REBUILD FLORIDA FUND
For the Year Ended September 30, 2024

	<u>Budget</u>	<u>Actual Amounts</u>	<u>Variance with Budget - Over(Under)</u>
REVENUES			
Intergovernmental	\$ 82,994,020	\$ -	\$ (82,994,020)
Total Revenues	<u>82,994,020</u>	<u>-</u>	<u>(82,994,020)</u>
EXPENDITURES			
Current:			
General Government	9,000,000	74	8,999,926
Public Safety	10,015,000	-	10,015,000
Physical Environment	3,170,115	15	3,170,100
Transportation	60,808,905	222	60,808,683
Total Expenditures	<u>82,994,020</u>	<u>311</u>	<u>82,993,709</u>
Excess (Deficiency) of Revenues Over(Under) Expenditures	<u>-</u>	<u>(311)</u>	<u>(311)</u>
Net Change in Fund Balance	-	(311)	(311)
Fund Balance - Beginning	<u>-</u>	<u>-</u>	<u>-</u>
Fund Balance - Ending	<u>\$ -</u>	<u>\$ (311)</u>	<u>\$ (311)</u>

ESCAMBIA COUNTY, FLORIDA
BUDGETARY COMPARISON SCHEDULE
CDBG - HUD ENTITLEMENT FUND
For the Year Ended September 30, 2024

	<u>Budget</u>	<u>Actual Amounts</u>	<u>Variance with Budget - Over(Under)</u>
REVENUES			
Intergovernmental	\$ 8,281,270	\$ 1,703,954	\$ (6,577,316)
Investment Gain (Loss)	-	45,572	45,572
Miscellaneous	352,664	163,883	(188,781)
Total Revenues	<u>8,633,934</u>	<u>1,913,409</u>	<u>(6,720,525)</u>
EXPENDITURES			
Current:			
Economic Environment	<u>8,598,934</u>	<u>1,567,824</u>	<u>7,031,110</u>
Total Expenditures	<u>8,598,934</u>	<u>1,567,824</u>	<u>7,031,110</u>
Excess (Deficiency) of Revenues Over(Under) Expenditures	<u>35,000</u>	<u>345,585</u>	<u>310,585</u>
OTHER FINANCING SOURCES (USES)			
Transfers (Out)	<u>(35,000)</u>	<u>(35,000)</u>	<u>-</u>
Total Other Financing Sources and (Uses)	<u>(35,000)</u>	<u>(35,000)</u>	<u>-</u>
Net Change in Fund Balance	-	310,585	310,585
Fund Balance - Beginning	-	565,808	565,808
Fund Balance - Ending	<u>\$ -</u>	<u>\$ 876,393</u>	<u>\$ 876,393</u>

ESCAMBIA COUNTY, FLORIDA
BUDGETARY COMPARISON SCHEDULE
HANDICAPPED PARKING FINES FUND
For the Year Ended September 30, 2024

	<u>Budget</u>	<u>Actual Amounts</u>	<u>Variance with Budget - Over(Under)</u>
REVENUES			
Charges for Services	\$ 6,650	\$ 11,017	\$ 4,367
Investment Gain (Loss)	-	17,226	17,226
Total Revenues	<u>6,650</u>	<u>28,243</u>	<u>21,593</u>
EXPENDITURES			
Current:			
Public Safety	95,784	-	95,784
Human Services	208,025	8,637	199,388
Total Expenditures	<u>303,809</u>	<u>8,637</u>	<u>295,172</u>
Excess (Deficiency) of Revenues Over(Under) Expenditures	<u>(297,159)</u>	<u>19,606</u>	<u>316,765</u>
Net Change in Fund Balance	(297,159)	19,606	316,765
Fund Balance - Beginning	<u>297,159</u>	<u>297,159</u>	<u>-</u>
Fund Balance - Ending	<u>\$ -</u>	<u>\$ 316,765</u>	<u>\$ 316,765</u>

ESCAMBIA COUNTY, FLORIDA
BUDGETARY COMPARISON SCHEDULE
FAMILY MEDIATION FUND
For the Year Ended September 30, 2024

	<u>Budget</u>	<u>Actual Amounts</u>	<u>Variance with Budget - Over(Under)</u>
REVENUES			
Investment Gain (Loss)	\$ -	\$ 5,764	\$ 5,764
Total Revenues	<u>-</u>	<u>5,764</u>	<u>5,764</u>
EXPENDITURES			
Current:			
Court-Related	99,120	756	98,364
Total Expenditures	<u>99,120</u>	<u>756</u>	<u>98,364</u>
Excess (Deficiency) of Revenues Over(Under) Expenditures	<u>(99,120)</u>	<u>5,008</u>	<u>104,128</u>
Net Change in Fund Balance	(99,120)	5,008	104,128
Fund Balance - Beginning	<u>99,120</u>	<u>99,120</u>	<u>-</u>
Fund Balance - Ending	<u>\$ -</u>	<u>\$ 104,128</u>	<u>\$ 104,128</u>

ESCAMBIA COUNTY, FLORIDA
BUDGETARY COMPARISON SCHEDULE
FIRE PROTECTION FUND
For the Year Ended September 30, 2024

	<u>Budget</u>	<u>Actual Amounts</u>	<u>Variance with Budget - Over(Under)</u>
REVENUES			
Special Assessments	\$ 17,750,750	\$ 18,127,572	\$ 376,822
Intergovernmental	-	36,305	36,305
Charges for Services	195,700	206,000	10,300
Investment Gain (Loss)	-	447,775	447,775
Miscellaneous	475	487,332	486,857
Total Revenues	<u>17,946,925</u>	<u>19,304,984</u>	<u>1,358,059</u>
EXPENDITURES			
Current:			
Public Safety	<u>30,477,973</u>	<u>26,146,158</u>	<u>4,331,815</u>
Total Expenditures	<u>30,477,973</u>	<u>26,146,158</u>	<u>4,331,815</u>
Excess (Deficiency) of Revenues Over(Under) Expenditures	<u>(12,531,048)</u>	<u>(6,841,174)</u>	<u>5,689,874</u>
OTHER FINANCING SOURCES (USES)			
Transfers In	10,359,704	10,359,704	-
Transfers (Out)	<u>(286,380)</u>	<u>(286,380)</u>	<u>-</u>
Total Other Financing Sources and (Uses)	<u>10,073,324</u>	<u>10,073,324</u>	<u>-</u>
Net Change in Fund Balance	(2,457,724)	3,232,150	5,689,874
Fund Balance - Beginning	<u>2,457,724</u>	<u>2,457,724</u>	<u>-</u>
Fund Balance - Ending	<u>\$ -</u>	<u>\$ 5,689,874</u>	<u>\$ 5,689,874</u>

ESCAMBIA COUNTY, FLORIDA
BUDGETARY COMPARISON SCHEDULE
EMERGENCY 911 OPERATIONS FUND
For the Year Ended September 30, 2024

	<u>Budget</u>	<u>Actual Amounts</u>	<u>Variance with Budget - Over(Under)</u>
REVENUES			
Intergovernmental	\$ 1,396,500	\$ 1,663,904	\$ 267,404
Investment Gain (Loss)	-	69,824	69,824
Total Revenues	<u>1,396,500</u>	<u>1,733,728</u>	<u>337,228</u>
EXPENDITURES			
Current:			
Public Safety	2,304,086	819,601	1,484,485
Total Expenditures	<u>2,304,086</u>	<u>819,601</u>	<u>1,484,485</u>
Excess (Deficiency) of Revenues Over(Under) Expenditures	<u>(907,586)</u>	<u>914,127</u>	<u>1,821,713</u>
OTHER FINANCING SOURCES (USES)			
Transfers (Out)	(658,222)	(658,222)	-
Total Other Financing Sources and (Uses)	<u>(658,222)</u>	<u>(658,222)</u>	<u>-</u>
Net Change in Fund Balance	(1,565,808)	255,905	1,821,713
Fund Balance - Beginning	<u>1,565,808</u>	<u>1,565,808</u>	<u>-</u>
Fund Balance - Ending	<u>\$ -</u>	<u>\$ 1,821,713</u>	<u>\$ 1,821,713</u>

ESCAMBIA COUNTY, FLORIDA
BUDGETARY COMPARISON SCHEDULE
HUD-CDBG HOUSING REHABILITATION LOAN FUND
For the Year Ended September 30, 2024

	<u>Budget</u>	<u>Actual Amounts</u>	<u>Variance with Budget - Over(Under)</u>
REVENUES			
Investment Gain (Loss)	\$ -	\$ 1,510	\$ 1,510
Total Revenues	<u>-</u>	<u>1,510</u>	<u>1,510</u>
EXPENDITURES			
Current:			
Economic Environment	25,825	-	25,825
Total Expenditures	<u>25,825</u>	<u>-</u>	<u>25,825</u>
Excess (Deficiency) of Revenues Over(Under) Expenditures	<u>(25,825)</u>	<u>1,510</u>	<u>27,335</u>
Net Change in Fund Balance	(25,825)	1,510	27,335
Fund Balance - Beginning	<u>25,825</u>	<u>25,825</u>	<u>-</u>
Fund Balance - Ending	<u>\$ -</u>	<u>\$ 27,335</u>	<u>\$ 27,335</u>

ESCAMBIA COUNTY, FLORIDA
BUDGETARY COMPARISON SCHEDULE
HUD HOME FUND
For the Year Ended September 30, 2024

	<u>Budget</u>	<u>Actual Amounts</u>	<u>Variance with Budget - Over(Under)</u>
REVENUES			
Intergovernmental	\$ 12,130,581	\$ 752,796	\$ (11,377,785)
Investment Gain (Loss)	-	79,918	79,918
Miscellaneous	777,941	137,603	(640,338)
Total Revenues	<u>12,908,522</u>	<u>970,317</u>	<u>(11,938,205)</u>
EXPENDITURES			
Current:			
Economic Environment	12,908,522	872,110	12,036,412
Total Expenditures	<u>12,908,522</u>	<u>872,110</u>	<u>12,036,412</u>
Excess (Deficiency) of Revenues Over(Under) Expenditures	<u>-</u>	<u>98,207</u>	<u>98,207</u>
Net Change in Fund Balance	-	98,207	98,207
Fund Balance - Beginning	<u>-</u>	<u>1,345,506</u>	<u>1,345,506</u>
Fund Balance - Ending	<u>\$ -</u>	<u>\$ 1,443,713</u>	<u>\$ 1,443,713</u>

ESCAMBIA COUNTY, FLORIDA
BUDGETARY COMPARISON SCHEDULE
COMMUNITY REDEVELOPMENT AGENCY FUND
For the Year Ended September 30, 2024

	<u>Budget</u>	<u>Actual Amounts</u>	<u>Variance with Budget - Over(Under)</u>
REVENUES			
Taxes	\$ 6,720,193	\$ 6,720,193	\$ -
Intergovernmental	-	443,341	443,341
Investment Gain (Loss)	-	727,848	727,848
Total Revenues	<u>6,720,193</u>	<u>7,891,382</u>	<u>1,171,189</u>
EXPENDITURES			
Current:			
General Government	16,091,654	4,074,836	12,016,818
Total Expenditures	<u>16,091,654</u>	<u>4,074,836</u>	<u>12,016,818</u>
Excess (Deficiency) of Revenues Over(Under) Expenditures	<u>(9,371,461)</u>	<u>3,816,546</u>	<u>13,188,007</u>
OTHER FINANCING SOURCES (USES)			
Transfers In	35,000	35,000	-
Total Other Financing Sources and (Uses)	<u>35,000</u>	<u>35,000</u>	<u>-</u>
Net Change in Fund Balance	(9,336,461)	3,851,546	13,188,007
Fund Balance - Beginning	<u>9,336,461</u>	<u>9,336,461</u>	<u>-</u>
Fund Balance - Ending	<u>\$ -</u>	<u>\$ 13,188,007</u>	<u>\$ 13,188,007</u>

ESCAMBIA COUNTY, FLORIDA
BUDGETARY COMPARISON SCHEDULE
BOB SIKES TOLL FACILITIES FUND
For the Year Ended September 30, 2024

	<u>Budget</u>	<u>Actual Amounts</u>	<u>Variance with Budget - Over(Under)</u>
REVENUES			
Charges for Services	\$ 2,244,375	\$ 3,141,016	\$ 896,641
Investment Gain (Loss)	-	386,247	386,247
Miscellaneous	-	16,735	16,735
Total Revenues	<u>2,244,375</u>	<u>3,543,998</u>	<u>1,299,623</u>
EXPENDITURES			
Current:			
General Government	7,516,894	1,030,308	6,486,586
Total Expenditures	<u>7,516,894</u>	<u>1,030,308</u>	<u>6,486,586</u>
Excess (Deficiency) of Revenues Over(Under) Expenditures	<u>(5,272,519)</u>	<u>2,513,690</u>	<u>7,786,209</u>
OTHER FINANCING SOURCES			
Transfers (Out)	(1,320,500)	(1,320,500)	-
Total Other Financing Sources	<u>(1,320,500)</u>	<u>(1,320,500)</u>	<u>-</u>
Net Change in Fund Balance	(6,593,019)	1,193,190	7,786,209
Fund Balance - Beginning	6,593,019	6,593,019	-
Fund Balance - Ending	<u>\$ -</u>	<u>\$ 7,786,209</u>	<u>\$ 7,786,209</u>

ESCAMBIA COUNTY, FLORIDA
BUDGETARY COMPARISON SCHEDULE
TRANSPORTATION TRUST FUND
For the Year Ended September 30, 2024

	<u>Budget</u>	<u>Actual Amounts</u>	<u>Variance with Budget - Over(Under)</u>
REVENUES			
Taxes	\$ 8,763,750	\$ 9,610,272	\$ 846,522
Permits and Fees	-	451	451
Intergovernmental	5,872,363	6,683,604	811,241
Charges for Services	470,345	683,103	212,758
Investment Gain (Loss)	-	362,638	362,638
Miscellaneous	1,655,787	2,018,992	363,205
Total Revenues	<u>16,762,245</u>	<u>19,359,060</u>	<u>2,596,815</u>
EXPENDITURES			
Current:			
Transportation	29,011,673	23,562,146	5,449,527
Total Expenditures	<u>29,011,673</u>	<u>23,562,146</u>	<u>5,449,527</u>
Excess (Deficiency) of Revenues Over(Under) Expenditures	<u>(12,249,428)</u>	<u>(4,203,086)</u>	<u>8,046,342</u>
OTHER FINANCING SOURCES			
Transfers In	5,504,284	5,504,284	-
Total Other Financing Sources	<u>5,504,284</u>	<u>5,504,284</u>	<u>-</u>
Net Change in Fund Balance	(6,745,144)	1,301,198	8,046,342
Fund Balance - Beginning	<u>6,745,144</u>	<u>6,975,552</u>	<u>230,408</u>
Fund Balance - Ending	<u>\$ -</u>	<u>\$ 8,276,750</u>	<u>\$ 8,276,750</u>

ESCAMBIA COUNTY, FLORIDA
BUDGETARY COMPARISON SCHEDULE
MSBU ASSESSMENT PROGRAM FUND
For the Year Ended September 30, 2024

	<u>Budget</u>	<u>Actual Amounts</u>	<u>Variance with Budget - Over(Under)</u>
REVENUES			
Special Assessments	\$ 1,485,091	\$ 1,680,415	\$ 195,324
Investment Gain (Loss)	-	118,825	118,825
Total Revenues	<u>1,485,091</u>	<u>1,799,240</u>	<u>314,149</u>
EXPENDITURES			
Current:			
Transportation	3,767,881	1,496,531	2,271,350
Debt Service			
Principal Retirement	20,716	-	20,716
Interest and Fiscal Charges	153,778	140,564	13,214
Total Expenditures	<u>3,942,375</u>	<u>1,637,095</u>	<u>2,305,280</u>
Excess (Deficiency) of Revenues Over(Under) Expenditures	<u>(2,457,284)</u>	<u>162,145</u>	<u>2,619,429</u>
Net Change in Fund Balance	(2,457,284)	162,145	2,619,429
Fund Balance - Beginning	<u>2,457,284</u>	<u>(3,052,645)</u>	<u>(5,509,929)</u>
Fund Balance - Ending	<u>\$ -</u>	<u>\$ (2,890,500)</u>	<u>\$ (2,890,500)</u>

ESCAMBIA COUNTY, FLORIDA
BUDGETARY COMPARISON SCHEDULE
MASTER DRAINAGE BASIN FUND
For the Year Ended September 30, 2024

	<u>Budget</u>	<u>Actual Amounts</u>	<u>Variance with Budget - Over(Under)</u>
REVENUES			
Special Assessments	\$ 158,271	\$ 139,053	\$ (19,218)
Investment Gain (Loss)	-	68,111	68,111
Total Revenues	<u>158,271</u>	<u>207,164</u>	<u>48,893</u>
EXPENDITURES			
Current:			
Transportation	1,556,986	521,367	1,035,619
Total Expenditures	<u>1,556,986</u>	<u>521,367</u>	<u>1,035,619</u>
Excess (Deficiency) of Revenues Over(Under) Expenditures	<u>(1,398,715)</u>	<u>(314,203)</u>	<u>1,084,512</u>
Net Change in Fund Balance	(1,398,715)	(314,203)	1,084,512
Fund Balance - Beginning	<u>1,398,715</u>	<u>1,398,715</u>	<u>-</u>
Fund Balance - Ending	<u>\$ -</u>	<u>\$ 1,084,512</u>	<u>\$ 1,084,512</u>

ESCAMBIA COUNTY, FLORIDA
BUDGETARY COMPARISON SCHEDULE
CLERK PROGRAMS
For the Year Ended September 30, 2024

	<u>Budget</u>	<u>Actual Amounts</u>	<u>Variance with Budget - Over(Under)</u>
REVENUES			
Intergovernmental	\$ 465,000	\$ 472,127	\$ 7,127
Charges for Services	950,000	709,909	(240,091)
Miscellaneous	-	64	64
Total Revenues	<u>1,415,000</u>	<u>1,182,100</u>	<u>(232,900)</u>
EXPENDITURES			
Current:			
Court-Related	1,415,000	1,136,492	278,508
Total Expenditures	<u>1,415,000</u>	<u>1,136,492</u>	<u>278,508</u>
Excess (Deficiency) of Revenues Over(Under) Expenditures	<u>-</u>	<u>45,608</u>	<u>45,608</u>
Net Change in Fund Balance	-	45,608	45,608
Fund Balance - Beginning	<u>-</u>	<u>5,401,749</u>	<u>5,401,749</u>
Fund Balance - Ending	<u>\$ -</u>	<u>\$ 5,447,357</u>	<u>\$ 5,447,357</u>

ESCAMBIA COUNTY, FLORIDA
BUDGETARY COMPARISON SCHEDULE
SHERIFF PROGRAMS
For the Year Ended September 30, 2024

	<u>Budget</u>	<u>Actual Amounts</u>	<u>Variance with Budget - Over(Under)</u>
REVENUES			
Intergovernmental	\$ 2,882,199	\$ 2,102,256	\$ (779,943)
Judgments and Fines	-	149,804	149,804
Total Revenues	<u>2,882,199</u>	<u>2,252,060</u>	<u>(630,139)</u>
EXPENDITURES			
Current:			
Public Safety	2,882,199	1,832,060	1,050,139
Debt Service:			
Principal Retirement	-	401,040	(401,040)
Interest and Fiscal Charges	-	18,960	(18,960)
Total Expenditures	<u>2,882,199</u>	<u>2,252,060</u>	<u>630,139</u>
Excess (Deficiency) of Revenues Over(Under) Expenditures	<u>-</u>	<u>-</u>	<u>-</u>
OTHER FINANCING SOURCES (USES)			
Issuance of Leases/SBITAs	-	-	-
Total Other Financing Sources and (Uses)	<u>-</u>	<u>-</u>	<u>-</u>
Net Change in Fund Balance	<u>-</u>	<u>-</u>	<u>-</u>
Fund Balance - Beginning	<u>-</u>	<u>-</u>	<u>-</u>
Fund Balance - Ending	<u>\$ -</u>	<u>\$ -</u>	<u>\$ -</u>

ESCAMBIA COUNTY, FLORIDA
BUDGETARY COMPARISON SCHEDULE
SUPERVISOR OF ELECTIONS PROGRAMS
For the Year Ended September 30, 2024

	<u>Budget</u>	<u>Actual Amounts</u>	<u>Variance with Budget - Over(Under)</u>
REVENUES			
Intergovernmental	\$ 35,779	\$ 19,052	\$ (16,727)
Total Revenues	<u>35,779</u>	<u>19,052</u>	<u>(16,727)</u>
EXPENDITURES			
Current:			
General Government	35,779	19,052	16,727
Total Expenditures	<u>35,779</u>	<u>19,052</u>	<u>16,727</u>
Excess (Deficiency) of Revenues Over(Under) Expenditures	<u>-</u>	<u>-</u>	<u>-</u>
Net Change in Fund Balance	-	-	-
Fund Balance - Beginning	<u>-</u>	<u>-</u>	<u>-</u>
Fund Balance - Ending	<u>\$ -</u>	<u>\$ -</u>	<u>\$ -</u>

ESCAMBIA COUNTY, FLORIDA
BUDGETARY COMPARISON SCHEDULE
DEBT SERVICE FUND
For the Year Ended September 30, 2024

	<u>Budget</u>	<u>Actual Amounts</u>	<u>Variance with Budget - Over(Under)</u>
REVENUES			
Investment Gain (Loss)	\$ 16,000	\$ 287,720	\$ 271,720
Total Revenues	<u>16,000</u>	<u>287,720</u>	<u>271,720</u>
EXPENDITURES			
Current:			
Debt Service			
Principal Retirement	6,230,000	6,230,000	-
Interest and Fiscal Charges	5,594,759	5,578,724	16,035
Total Expenditures	<u>11,824,759</u>	<u>11,808,724</u>	<u>16,035</u>
Excess (Deficiency) of Revenues Over(Under) Expenditures	<u>(11,808,759)</u>	<u>(11,521,004)</u>	<u>287,755</u>
OTHER FINANCING SOURCES (USES)			
Transfers In	11,808,759	11,808,759	-
Total Other Financing Sources and (Uses)	<u>11,808,759</u>	<u>11,808,759</u>	<u>-</u>
Net Change in Fund Balance	-	287,755	287,755
Fund Balance - Beginning	-	615,166	615,166
Fund Balance - Ending	<u>\$ -</u>	<u>\$ 902,921</u>	<u>\$ 902,921</u>

ESCAMBIA COUNTY, FLORIDA
COMBINING BALANCE SHEET
NONMAJOR GOVERNMENTAL FUNDS - CAPITAL PROJECTS FUNDS
September 30, 2024

	Non-LOST Capital Project	Series 2017 Capital Project	FTA Capital Projects Fund	Nonmajor Capital Projects Funds
ASSETS				
Cash and Cash Equivalents	\$ 9,639	\$ 133,137	\$ 302,459	\$ 445,235
Restricted Assets Available for Investments	2,335	32,251	73,267	107,853
Due from Other Governments	-	-	137,383	137,383
Total Assets	<u>11,974</u>	<u>165,388</u>	<u>513,109</u>	<u>690,471</u>
LIABILITIES				
Accounts Payable	-	-	14,950	14,950
Due to Other Governments	-	-	132,407	132,407
Total Liabilities	<u>-</u>	<u>-</u>	<u>147,357</u>	<u>147,357</u>
FUND BALANCES				
Restricted for:				
Jail Facility	-	165,388		165,388
Mass Transit Capital	-	-	365,752	365,752
Parks and Recreation	11,974	-	-	11,974
Total Fund Balances	<u>11,974</u>	<u>165,388</u>	<u>365,752</u>	<u>543,114</u>
Total Liabilities, Deferred Inflow of Resources, and Fund Balances	<u>\$ 11,974</u>	<u>\$ 165,388</u>	<u>\$ 513,109</u>	<u>\$ 690,471</u>

ESCAMBIA COUNTY, FLORIDA
COMBINING STATEMENT OF REVENUES, EXPENDITURES, AND CHANGES IN FUND BALANCES
NONMAJOR GOVERNMENTAL FUNDS - CAPITAL PROJECTS FUNDS
For the Year Ended September 30, 2024

	Non-LOST Capital Projects	Series 2017 Capital Project	FTA Capital Projects Fund	Total Nonmajor Capital Projects Funds
REVENUES				
Intergovernmental	\$ 81,930	\$ -	\$ 498,066	\$ 579,996
Investment Gain (Loss)	301	9,204	18,632	28,137
Total Revenues	82,231	9,204	516,698	608,133
EXPENDITURES				
Current:				
Transportation	-	-	172,417	172,417
Capital Outlay	81,930	-	325,651	407,581
Total Expenditures	81,930	-	498,068	579,998
Excess (Deficiency) of Revenues Over(Under) Expenditures	301	9,204	18,630	28,135
Net Change in Fund Balances	301	9,204	18,630	28,135
Fund Balances - Beginning	11,673	156,184	347,122	514,979
Fund Balances - Ending	\$ 11,974	\$ 165,388	\$ 365,752	\$ 543,114

ESCAMBIA COUNTY, FLORIDA
BUDGETARY COMPARISON SCHEDULE
NON-LOST CAPITAL PROJECTS
For the Year Ended September 30, 2024

	<u>Budget</u>	<u>Actual Amounts</u>	<u>Variance with Budget - Over(Under)</u>
REVENUES			
Intergovernmental	\$ 81,930	\$ 81,930	\$ -
Investment Gain (Loss)	-	301	301
Total Revenues	<u>81,930</u>	<u>82,231</u>	<u>301</u>
EXPENDITURES			
Current:			
Transportation	102,305	-	102,305
Capital Outlay	81,930	81,930	-
Total Expenditures	<u>184,235</u>	<u>81,930</u>	<u>102,305</u>
Excess (Deficiency) of Revenues Over(Under) Expenditures	<u>(102,305)</u>	<u>301</u>	<u>102,606</u>
Net Change in Fund Balance	(102,305)	301	102,606
Fund Balance - Beginning	<u>102,305</u>	<u>11,673</u>	<u>(90,632)</u>
Fund Balance - Ending	<u>\$ -</u>	<u>\$ 11,974</u>	<u>\$ 11,974</u>

ESCAMBIA COUNTY, FLORIDA
BUDGETARY COMPARISON SCHEDULE
SERIES 2017 CAPITAL PROJECT FUND
For the Year Ended September 30, 2024

	<u>Final Budget</u>	<u>Actual Amounts</u>	<u>Variance with Final Budget - Over(Under)</u>
REVENUES			
Investment Gain (Loss)	\$ -	\$ 9,204	\$ 9,204
Total Revenues	<u>-</u>	<u>9,204</u>	<u>9,204</u>
EXPENDITURES			
Capital Outlay	11	-	11
Total Expenditures	<u>11</u>	<u>-</u>	<u>11</u>
Excess (Deficiency) of Revenues Over(Under) Expenditures	<u>(11)</u>	<u>9,204</u>	<u>9,215</u>
Net Change in Fund Balance	(11)	9,204	9,215
Fund Balance - Beginning	<u>11</u>	<u>156,184</u>	<u>156,173</u>
Fund Balance - Ending	<u>\$ -</u>	<u>\$ 165,388</u>	<u>\$ 165,388</u>

ESCAMBIA COUNTY, FLORIDA
BUDGETARY COMPARISON SCHEDULE
FTA CAPITAL PROJECT FUND
For the Year Ended September 30, 2024

	<u>Budget</u>	<u>Actual Amounts</u>	<u>Variance with Budget - Over(Under)</u>
REVENUES			
Intergovernmental	6,796,803	\$ 498,066	\$ (6,298,737)
Investment Gain (Loss)	-	18,632	18,632
Total Revenues	<u>6,796,803</u>	<u>516,698</u>	<u>(6,280,105)</u>
EXPENDITURES			
Current:			
Transportation	342,195	172,417	169,778
Capital Outlay	6,454,608	325,651	6,128,957
Total Expenditures	<u>6,796,803</u>	<u>498,068</u>	<u>6,298,735</u>
Excess (Deficiency) of Revenues			
Over(Under) Expenditures	<u>-</u>	<u>18,630</u>	<u>18,630</u>
Net Change in Fund Balance	-	18,630	18,630
Fund Balance - Beginning	<u>-</u>	<u>347,122</u>	<u>347,122</u>
Fund Balance - Ending	<u>\$ -</u>	<u>\$ 365,752</u>	<u>\$ 365,752</u>

NONMAJOR PROPRIETARY FUNDS

ENTERPRISE FUNDS

Proprietary funds are used to account for Business-Type activities. The focus is on the determination of operating income, changes in net position (or cost recovery), financial position and cash flows.

Inspection Fund

Used to account for building inspection services provided to the residents of Escambia County.

Bay Center Fund

Used to account for the operation, maintenance and improvements of the Pensacola Bay Center.

ESCAMBIA COUNTY, FLORIDA
COMBINING STATEMENT OF NET POSITION
NONMAJOR PROPRIETARY FUNDS
September 30, 2024

	Business-type Activities - Enterprise Funds		
	Inspection Fund	Bay Center Fund	Totals
ASSETS			
Current Assets:			
Cash and Cash Equivalents	\$ 11,349,143	\$ 7,054,847	\$ 18,403,990
Investments	2,748,980	860,029	3,609,009
Accounts Receivable, Net of Allowance for Uncollectable Accounts	276	355,553	355,829
Inventories	-	91,050	91,050
Prepaid Items & Assets Held By Others	-	75,019	75,019
Total Current Assets	14,098,399	8,436,498	22,534,897
Noncurrent Assets:			
Capital Assets:			
Buildings	-	27,133,827	27,133,827
Improvements Other than Buildings	-	3,094,463	3,094,463
Machinery, Equipment and Vehicles	1,219,246	1,693,725	2,912,971
Less: Accumulated Depreciation	(397,027)	(30,616,078)	(31,013,105)
Total Capital Assets (Net)	822,219	1,305,937	2,128,156
Total Noncurrent Assets	822,219	1,305,937	2,128,156
Total Assets	14,920,618	9,742,435	24,663,053
DEFERRED OUTFLOW OF RESOURCES			
Pension Cost and Subsequent Contributions	621,878	-	621,878
OPEB Cost and Subsequent Contributions	7,675	-	7,675
Total deferred outflow of resources	629,553	-	629,553

Continued

ESCAMBIA COUNTY, FLORIDA
COMBINING STATEMENT OF NET POSITION - Continued
NONMAJOR PROPRIETARY FUNDS
September 30, 2024

	Business-type Activities - Enterprise Funds		
	Inspection	Bay Center	
	Fund	Fund	Totals
LIABILITIES			
Current Liabilities:			
Accounts Payable	26,116	931,589	957,705
Accrued Liabilities	107,769	18,438	126,207
Compensated Absences Payable	60,043	-	60,043
Due to Other Governments	142	-	142
Deposits	42,382	-	42,382
Other Current liabilities	-	1,686,242	1,686,242
Total Current Liabilities	236,452	2,636,269	2,872,721
Noncurrent Liabilities:			
Compensated Absences Payable	540,390	-	540,390
Other Post Employment Benefits	92,143	-	92,143
Net Pension Liability Proportionate Share	2,004,371	-	2,004,371
Total Noncurrent Liabilities	2,636,904	-	2,636,904
Total Liabilities	2,873,356	2,636,269	5,509,625
DEFERRED INFLOW OF RESOURCES			
Unamortized Pension Costs	264,174	-	264,174
Unamortized OPEB Costs	98,058	-	98,058
Total deferred inflow of resources	362,232	-	362,232
NET POSITION			
Net Investment in Capital Assets	822,219	1,305,937	2,128,156
Unrestricted	11,492,364	5,800,229	17,292,593
Total Net Position	\$ 12,314,583	\$ 7,106,166	\$ 19,420,749

ESCAMBIA COUNTY, FLORIDA
COMBINING STATEMENT OF REVENUES, EXPENSES AND CHANGES IN NET POSITION
NONMAJOR PROPRIETARY FUNDS
For the Year Ended September 30, 2024

	Business-type Activities - Enterprise Funds		
	Inspection	Bay Center	
	Fund	Fund	Total
Operating Revenues:			
Charges for Services	\$ 4,770,212	\$ 7,471,534	\$ 12,241,746
Miscellaneous Revenues	108,552	9,017	117,569
Total Operating Revenues	4,878,764	7,480,551	12,359,315
Operating Expenses:			
Personal Services	3,746,578		3,746,578
Contracted Services	183,180	8,408,566	8,591,746
Supplies and Materials	10,523	-	10,523
Repairs and Maintenance	51,543	23,951	75,494
Other Services and Charges	486,946	-	486,946
Depreciation	95,363	728,940	824,303
Premiums/Claims Expense	10,890	202,885	213,775
Total Operating Expenses	4,585,023	9,364,342	13,949,365
Operating Income (Loss)	293,741	(1,883,791)	(1,590,050)
Nonoperating Revenues (Expenses):			
Investment Gain (Loss)	766,667	110,687	877,354
Total Nonoperating Revenues (Expenses)	766,667	110,687	877,354
Income Before Transfers and Contributions	1,060,408	(1,773,104)	(712,696)
Transfer In	-	4,877,373	4,877,373
Capital Contributions	-	25,000	25,000
Change in Net Position	1,060,408	3,129,269	4,189,677
Net Position - Beginning	11,254,175	3,976,897	15,231,072
Net Position - Ending	\$ 12,314,583	\$ 7,106,166	\$ 19,420,749

ESCAMBIA COUNTY, FLORIDA
COMBINING STATEMENT OF CASH FLOWS
NONMAJOR PROPRIETARY FUNDS
For the Year Ended September 30, 2024

	Business-type Activities - Enterprise Funds		
	Inspection Fund	Bay Center Fund	Total
Cash Flows from Operating Activities			
Receipts from customers and users	\$ 4,874,177	\$ 8,017,393	\$ 12,891,570
Payments to suppliers	(947,345)	(8,467,058)	(9,414,403)
Payments to employees	(3,588,459)	(3,452)	(3,591,911)
Net Cash Provided (Used) by Operating Activities	<u>338,373</u>	<u>(453,117)</u>	<u>(114,744)</u>
Cash Flows from Noncapital Financing Activities			
Transfers from other funds	-	4,877,373	4,877,373
Net Cash Provided (Used) by Noncapital Financing Activities	<u>-</u>	<u>4,877,373</u>	<u>4,877,373</u>
Cash Flows from Capital and Related Financing Activities			
Acquisition/construction of capital assets	(415,501)	25,001	(390,500)
Net Cash (Used) by Capital and Related Financing Activities	<u>(415,501)</u>	<u>25,001</u>	<u>(390,500)</u>
Cash Flows from Investing Activities			
Sale (purchase) of investments	(325,257)	(670,629)	(995,886)
Interest received (loss)	766,667	110,687	877,354
Net Cash Provided (Used) by Investing Activities	<u>441,410</u>	<u>(559,942)</u>	<u>(118,532)</u>
Net Increase (Decrease) in Cash and Cash Equivalents	364,282	3,889,315	4,253,597
Cash and cash equivalents at beginning of year	10,984,861	3,165,532	14,150,393
Cash and cash equivalents at end of year	<u>\$ 11,349,143</u>	<u>\$ 7,054,847</u>	<u>\$ 18,403,990</u>
Cash and Cash Equivalents Classified As:			
Current assets	\$ 11,349,143	\$ 7,054,847	\$ 18,403,990
Total Cash and Cash Equivalents	<u>\$ 11,349,143</u>	<u>\$ 7,054,847</u>	<u>\$ 18,403,990</u>

Continued

ESCAMBIA COUNTY, FLORIDA
COMBINING STATEMENT OF CASH FLOWS - Continued
NONMAJOR PROPRIETARY FUNDS
For the Year Ended September 30, 2024

	Business-type Activities - Enterprise Funds		
	Inspection Fund	Bay Center Fund	Total
Reconciliation of operating income (loss) to net Cash Provided by (used for) operating activities			
Operating income (loss)	\$ 293,741	\$ (1,883,791)	\$ (1,590,050)
Depreciation expense	95,363	728,940	824,303
Change in Assets and Liabilities:			
(Increase) Decrease in accounts receivable	(276)	(147,152)	(147,428)
(Increase) Decrease in inventories	-	(7,431)	(7,431)
(Increase) Decrease in prepaids	-	(27,230)	(27,230)
Increase (Decrease) in accounts payable	(204,240)	203,005	(1,235)
Increase (Decrease) in accrued liabilities	22,705	(3,452)	19,253
Increase (Decrease) in due to other governments	(23)	-	(23)
Increase (Decrease) in customer deposits	(4,311)	-	(4,311)
Increase (Decrease) in other current liabilities	-	683,994	683,994
Increase (Decrease) in compensated absences	144,263	-	144,263
Increase (Decrease) in post employment benefits related deferred outflows/inflows of resources	(7,745)	-	(7,745)
Increase (Decrease) in net pension liability and related deferred outflows/inflows of resources	(1,104)	-	(1,104)
Total Adjustments	44,632	1,430,674	1,475,306
Net Cash Provided by (Used for) Operating Activities	\$ 338,373	\$ (453,117)	\$ (114,744)
Schedule of non-cash capital activities:			
Contributions of capital assets	\$ -	\$ 25,000	\$ 25,000

BUSINESS -TYPE FUNDS

INTERNAL SERVICE FUNDS

Internal service funds are used to report any activity that provides goods or services to other funds, departments, or agencies of the primary government and its component unit, or to other governments, on a cost-reimbursement basis.

Board of County Commissioners - ISF

Used to account for risk management services, garage and fuel services provided to County departments, and for the administration of employee benefits.

Clerk of Circuit Court and Comptroller - ISF

Used to account for annual costs related to compensated absence policy and activities for the Court Related employees of the Clerk of the Circuit Court and Comptroller's Office.

Sheriff - ISF

Used to account for employee medical insurance coverage for employees of the Sheriff and for risks from medical benefit claims of the self-funded health insurance plan.

ESCAMBIA COUNTY, FLORIDA
COMBINING STATEMENT OF NET POSITION
INTERNAL SERVICE FUNDS
September 30, 2024

	Governmental Activities- Internal Service Funds			
	BCC Internal Service Fund	Clerk Internal Service Fund	Sheriff Internal Service Fund	Totals
ASSETS				
Current Assets:				
Cash and Cash Equivalents	\$ 24,501,193	\$ 555,300	\$ -	\$ 25,056,493
Investments	5,891,135	-	-	5,891,135
Accounts Receivable, Net of Allowance for Uncollectible Accounts	1,441,903	-	-	1,441,903
Due from Other Funds	310,531	-	-	310,531
Due from Other Governments	174,535	-	-	174,535
Inventories	362,794	-	-	362,794
Prepaid Items & Assets Held By Others	-	-	4,824,324	4,824,324
Total Current Assets	32,682,091	555,300	4,824,324	38,061,715
Noncurrent Assets:				
Advances Receivable from Other Funds	4,000,000	-	-	4,000,000
Capital Assets:				
Buildings	399,564	-	-	399,564
Improvements Other than Buildings	1,235,455	-	-	1,235,455
Machinery, Equipment and Vehicles	145,115	-	-	145,115
Less: Accumulated Depreciation	(1,270,654)	-	-	(1,270,654)
Total Capital Assets (Net)	509,480	-	-	509,480
Total Noncurrent Assets	4,509,480	-	-	4,509,480
Total Assets	37,191,571	555,300	4,824,324	42,571,195
DEFERRED OUTFLOW OF RESOURCES				
Unamortized Pension Cost and Subsequent Contributions	227,366	-	-	227,366
Unamortized OPEB Cost and Subsequent Contributions	3,657	-	-	3,657
Total deferred outflow of resources	231,023	-	-	231,023

Continued

ESCAMBIA COUNTY, FLORIDA
COMBINING STATEMENT OF NET POSITION - Continued
INTERNAL SERVICE FUNDS
September 30, 2024

Governmental Activities- Internal Service funds

	<u>BCC Internal</u> <u>Service Fund</u>	<u>Clerk Internal</u> <u>Service Fund</u>	<u>Sheriff Internal</u> <u>Service Fund</u>	<u>Totals</u>
LIABILITIES				
Current Liabilities:				
Accounts Payable	\$ 5,980,642	\$ -	\$ -	5,980,642
Accrued Liabilities	43,980	-	-	43,980
Compensated Absences Payable	15,154	55,530	-	70,684
Estimated Claims Payable	2,596,000	-	743,164	3,339,164
Due to Other Governments	114	-	-	114
Deposits	3,731	-	-	3,731
Total Current Liabilities	<u>8,639,621</u>	<u>55,530</u>	<u>743,164</u>	<u>9,438,315</u>
Noncurrent Liabilities:				
Compensated Absences Payable	136,390	499,770	-	636,160
Other Post Employment Benefits	43,906	-	-	43,906
Net Pension Liability	804,257	-	-	804,257
Estimated Claims Payable	4,863,000	-	-	4,863,000
Total Noncurrent Liabilities	<u>5,847,553</u>	<u>499,770</u>	<u>-</u>	<u>6,347,323</u>
Total Liabilities	<u>14,487,174</u>	<u>555,300</u>	<u>743,164</u>	<u>15,785,638</u>
DEFERRED INFLOW OF RESOURCES				
Unamortized Pension Costs	194,894	-	-	194,894
Unamortized OPEB Costs	46,725	-	-	46,725
Total deferred inflow of resources	<u>241,619</u>	<u>-</u>	<u>-</u>	<u>241,619</u>
NET POSITION				
Net Investment in Capital Assets	509,480	-	-	509,480
Unrestricted	22,184,321	-	4,081,160	26,265,481
Total Net Position	<u>\$ 22,693,801</u>	<u>\$ -</u>	<u>\$ 4,081,160</u>	<u>\$ 26,774,961</u>

ESCAMBIA COUNTY, FLORIDA
COMBINING STATEMENT OF REVENUES, EXPENSES AND CHANGES IN NET POSITION
INTERNAL SERVICE FUNDS
For the Year Ended September 30, 2024

	Governmental Activities- Internal Service Funds			Total
	BCC Internal Service Fund	Clerk Internal Service Fund	Sheriff Internal Service Fund	
Operating Revenues:				
Charges for Services	\$ 51,720,951	\$ 159,993	\$ 13,243,450	\$ 65,124,394
Total Operating Revenues	<u>51,720,951</u>	<u>159,993</u>	<u>13,243,450</u>	<u>65,124,394</u>
Operating Expenses:				
Personal Services	1,359,046	159,993		1,519,039
Claims Incurred and Changes in Estimate	20,881	-	(866,443)	(845,562)
Repairs and Maintenance	30,373	-	-	30,373
Other Services and Charges	7,999,682	-	727,947	8,727,629
Depreciation	71,878	-	-	71,878
Premiums/Claims Expense	36,656,988	-	10,963,926	47,620,914
Total Operating Expenses	<u>46,138,848</u>	<u>159,993</u>	<u>10,825,430</u>	<u>57,124,271</u>
Operating Income (Loss)	<u>5,582,103</u>	<u>-</u>	<u>2,418,020</u>	<u>8,000,123</u>
Nonoperating Revenues (Expenses):				
Investment Gain (Loss)	1,072,225	-	-	1,072,225
Total Nonoperating Revenues (Expenses)	<u>1,072,225</u>	<u>-</u>	<u>-</u>	<u>1,072,225</u>
Income Before Transfers and Contributions	<u>6,654,328</u>	<u>-</u>	<u>2,418,020</u>	<u>9,072,348</u>
Change in Net Position	6,654,328	-	2,418,020	9,072,348
Net Position - Beginning	<u>16,039,473</u>	<u>-</u>	<u>1,663,140</u>	<u>17,702,613</u>
Net Position - Ending	<u>\$ 22,693,801</u>	<u>\$ -</u>	<u>\$ 4,081,160</u>	<u>\$ 26,774,961</u>

ESCAMBIA COUNTY, FLORIDA
COMBINING STATEMENT OF CASH FLOWS
INTERNAL SERVICE FUNDS
For the Year Ended September 30, 2024

Governmental Activities- Internal Service Funds				
	BCC Internal Service Fund	Clerk Internal Service Fund	Sheriff Internal Service Fund	Total
Cash Flows from Operating Activities				
Receipts from customers and users	\$ 1,194,875	\$ -	-	\$ 1,194,875
Receipts from interfund risk/benefits management	43,664,717	(57,091)	13,243,450	56,851,076
Receipts from interfund fleet/fuel management	5,925,515	-	-	5,925,515
Payments to suppliers	(41,822,480)	-	(11,691,873)	(53,514,353)
Payments to employees	(1,432,062)	-	-	(1,432,062)
Transfers to others for benefit	-	-	(1,551,577)	(1,551,577)
Net Cash Provided (Used) by Operating Activities	7,530,565	(57,091)	-	7,473,474
Cash Flows from Noncapital Financing Activities				
Advances due to/from other funds	(3,978,108)	-	-	(3,978,108)
Net Cash Provided (Used) by Noncapital Financing Activities	(3,978,108)	-	-	(3,978,108)
Cash Flows from Capital and Related Financing Activities				
Acquisition/construction of capital assets	(298,082)	-	-	(298,082)
Net Cash (Used) by Capital and Related Financing Activities	(298,082)	-	-	(298,082)
Cash Flows from Investing Activities				
Sale (purchase) of investments	(1,215,882)	-	-	(1,215,882)
Interest received (loss)	1,072,225	-	-	1,072,225
Net Cash Provided (Used) by Investing Activities	(143,657)	-	-	(143,657)
Net Increase (Decrease) in Cash and Cash Equivalents	3,110,718	(57,091)	-	3,053,627
Cash and cash equivalents at beginning of year	21,390,475	612,391	-	22,002,866
Cash and Cash Equivalents at End of Year	\$ 24,501,193	\$ 555,300	\$ -	\$ 25,056,493
Cash and Cash Equivalents Classified As:				
Current assets	\$ 24,501,193	\$ 555,300	\$ -	\$ 25,056,493
Total Cash and Cash Equivalents	\$ 24,501,193	\$ 555,300	\$ -	\$ 25,056,493

Continued

ESCAMBIA COUNTY, FLORIDA
COMBINING STATEMENT OF CASH FLOWS - Continued
INTERNAL SERVICE FUNDS
For the Year Ended September 30, 2024

	Governmental Activities - Internal Service Funds			
	BCC Internal Service Fund	Clerk Internal Service Fund	Sheriff Internal Service Fund	Total
Reconciliation of operating Income (loss) to net Cash Provided by (used for) operating activities				
Operating Income (loss)	\$ 5,582,103	\$ -	\$ 2,418,020	\$ 8,000,123
Depreciation expense	71,878	-	-	71,878
Change in Assets and Liabilities:				
(Increase) Decrease in accounts receivable	(930,246)	-	-	(930,246)
(Increase) Decrease in inventories	34,058	-	-	34,058
Increase (Decrease) in accounts payable	3,306,375	-	-	3,306,375
Increase (Decrease) in accrued liabilities	4,473	-	-	4,473
Increase (Decrease) in due to other governments	11	-	-	11
Increase (Decrease) in customer deposits	(45,452)	-	-	(45,452)
Increase (Decrease) in amounts held by others	-	-	(1,551,577)	(1,551,577)
Increase (Decrease) in compensated absences	(38,351)	(57,091)	-	(95,442)
Increase (Decrease) in post employment benefits related deferred outflows/inflows of resources	1,046	-	-	1,046
Increase (Decrease) in net pension liability and related deferred outflows/inflows of resources	(330)	-	-	(330)
Increase (Decrease) in claims payable	(455,000)	-	(866,443)	(1,321,443)
Total Adjustments	<u>1,948,462</u>	<u>(57,091)</u>	<u>(2,418,020)</u>	<u>(526,649)</u>
Net Cash Provided by (Used for) Operating Activities	<u>\$ 7,530,565</u>	<u>\$ (57,091)</u>	<u>\$ -</u>	<u>\$ 7,473,474</u>

FIDUCIARY FUNDS

CUSTODIAL FUNDS

Custodial funds are used to account for assets held by the County as custodian for individuals, private organizations, and other governments.

Clerk of the Circuit Court and Comptroller

Used to account for resources received and held by the Clerk in a fiduciary capacity. These resources represent fines, forfeitures and filing fees collected for other governmental agencies and support payments, jury and witness services and posted bonds collected for individuals.

Sheriff

Used to account for the assets held by the Sheriff for individuals such as prisoner's funds, confiscated monies held as evidence, and prepayments of the Sheriff's fees for serving papers.

Tax Collector

Used to account for property taxes and fees for licenses.

Escambia County Inmate Trust

Used to account for the assets held by the Escambia County Board of County Commissioners for prisoner's funds, held for use by the individual inmates.

ESCAMBIA COUNTY, FLORIDA
COMBINING STATEMENT OF FIDUCIARY NET POSITION
CUSTODIAL FUNDS
September 30, 2024

	Clerk General Custodial	Sheriff General Custodial	Tax Collector General Custodial	County Inmate Trust Custodial	Totals
ASSETS					
Cash and cash equivalents	\$ 10,471,539	\$ 269,125	\$ 6,156,964	\$ 348,782	\$ 17,246,410
Accounts Receivable	-	-	674,212	-	674,212
Total Assets	10,471,539	269,125	6,831,176	348,782	17,920,622
LIABILITIES					
Accounts Payable:					
Cash bond payable	16,339	-	-	-	16,339
Court registry payable	500,096	-	-	-	500,096
Real auction payable	68,983	-	-	-	68,983
Due to defendants	-	14,146	-	-	14,146
Due to individuals	6,224	-	903,019	-	909,243
Due to other governments	-	12,056	5,928,157	-	5,940,213
Other liabilities	964	-	-	-	964
Total Liabilities	592,606	26,202	6,831,176	-	7,449,984
NET POSITION					
Restricted for:					
Cash bonds	1,877,893	-	-	-	1,877,893
Court registry	7,913,272	-	-	-	7,913,272
Witness/Jury	67,801	-	-	-	67,801
Restitution	18,408	-	-	-	18,408
General trust	1,559	-	-	-	1,559
Employee events	-	8,417	-	-	8,417
Evidence	-	234,506	-	-	234,506
Inmate trust	-	-	-	348,782	348,782
Total Net Fiduciary Position	\$ 9,878,933	\$ 242,923	\$ -	\$ 348,782	\$ 10,470,638

ESCAMBIA COUNTY, FLORIDA
COMBINING STATEMENT OF CHANGES IN FIDUCIARY NET POSITION
CUSTODIAL FUNDS
For the Year Ended September 30, 2024

	Clerk General Custodial	Sheriff General Custodial	Tax Collector General Custodial	County Inmate Trust Custodial	Totals
ADDITIONS					
Deposits in court registry	\$ 19,624,631	\$ -	\$ -	\$ -	\$ 19,624,631
Deposits for real auction	4,032,804	-	-	-	4,032,804
Deposits for tax deeds	12,660	-	-	-	12,660
Deposits for restitution	391,266	-	-	-	391,266
Payments from State	56,117	-	-	-	56,117
Deposits for bonds	1,573,704	-	-	-	1,573,704
Deposits for overpayments	225,402	-	-	-	225,402
Evidence collected	-	502,968	-	-	502,968
Civil process fees	-	381,884	-	-	381,884
Contributions from employees	-	11,083	-	-	11,083
Collections of taxes on behalf of other entities	-	-	436,094,157	-	436,094,157
Collections of fees on behalf of other entities	-	-	31,533,052	-	31,533,052
Deposits from inmates	-	-	-	4,271,536	4,271,536
Total Additions	25,916,584	895,935	467,627,209	4,271,536	498,711,264
DEDUCTIONS					
Release of bonds	1,430,022	-	-	-	1,430,022
Refunds of overpayments	217,557	-	-	-	217,557
Payment for jurors and witnesses	81,433	-	-	-	81,433
Payments to victims	385,243	-	-	-	385,243
Auction refunds	4,360,251	-	-	-	4,360,251
Court ordered disbursements	20,848,235	-	-	-	20,848,235
Evidence returned to defendant	-	192,608	-	-	192,608
Payment to BOCC for law enforcement trust	-	407,211	-	-	407,211
Payment to BOCC per statutes	-	299,831	-	-	299,831
Payments of taxes to other entities	-	-	436,300,773	-	436,300,773
Payments of fees to other entities	-	-	30,986,554	-	30,986,554
Other payments	-	102,585	339,882	-	442,467
Payments to or on behalf of inmates	-	-	-	2,457,652	2,457,652
Disbursements to commissary vendor	-	-	-	1,730,895	1,730,895
Total Deductions	27,322,741	1,002,235	467,627,209	4,188,547	500,140,732
Changes in net position	(1,406,157)	(106,300)	-	82,989	(1,429,468)
Net position-beginning	11,285,090	349,223	-	265,793	11,900,106
Net position- ending	\$ 9,878,933	\$ 242,923	\$ -	\$ 348,782	\$ 10,470,638



Statistical Section

This part of the Escambia County, Florida's annual comprehensive financial report presents detailed information as a context for understanding what the information in the financial statements, note disclosures, and required supplementary information says about the County's overall financial health.

Financial Trends

These schedules contain trend information to help the reader understand how the County's financial performance and well-being have changed over time.

Revenue Capacity

These schedules contain information to help the reader assess the County's most significant local revenue source, the property tax.

Debt Capacity

These schedules present information to help the reader assess the affordability of the County's current levels of outstanding debt and the County's ability to issue additional debt in the future.

Demographic and Economic Information

These schedules offer demographic and economic indicators to help the reader understand the environment within which the County's financial activities take place.

Operating Information

These schedules contain service and infrastructure data to help the reader understand how the information in the County's financial report relates to the services the County provides and the activities it performs.

Sources: Unless otherwise noted, the information in these schedules is derived from the annual comprehensive financial reports for the relevant years.





Schedule 1
Escambia County, Florida

NET POSITION BY COMPONENT

Last Ten Fiscal Years
(Accrual Basis of Accounting)
(Amounts Expressed in Thousands)

	<u>2024</u>	<u>2023</u>	<u>2022</u>	<u>2021</u>
Governmental activities				
Net investment in capital assets	\$ 730,599	\$ 653,391	\$ 603,173	\$ 581,076
Restricted	282,242	280,321	264,879	205,956
Unrestricted	(147,034)	(153,727)	(118,429)	(174,697)
Total governmental activities net position	<u>865,808</u>	<u>779,985</u>	<u>749,623</u>	<u>612,335</u>
Business-type activities				
Net investment in capital assets	63,912	62,175	50,281	47,457
Unrestricted	52,873	41,734	55,127	47,872
Total business-type activities net position	<u>116,785</u>	<u>103,909</u>	<u>105,408</u>	<u>95,329</u>
Primary government				
Net investment in capital assets	794,512	715,566	653,454	628,533
Restricted	282,242	280,321	264,879	205,956
Unrestricted	(94,161)	(111,993)	(63,302)	(126,825)
Total primary government net position	<u>\$ 982,593</u>	<u>\$ 883,894</u>	<u>\$ 855,031</u>	<u>\$ 707,664</u>

* As restated for change in Accounting Principle

Continued next page

<u>2020</u>	<u>2019</u>	<u>2018</u>	<u>2017*</u>	<u>2016</u>	<u>2015</u>
\$ 564,809	\$ 535,721	\$ 482,496	\$ 463,840	\$ 437,792	\$ 436,375
176,898	163,964	162,236	164,972	155,972	128,529
(148,494)	(135,138)	(107,680)	(110,792)	(68,495)	(58,603)
<u>593,213</u>	<u>564,547</u>	<u>537,052</u>	<u>518,020</u>	<u>525,269</u>	<u>506,301</u>
48,423	51,369	50,808	49,735	47,463	51,827
30,023	21,648	22,482	25,238	26,377	17,218
<u>78,446</u>	<u>73,017</u>	<u>73,290</u>	<u>74,973</u>	<u>73,840</u>	<u>69,045</u>
613,232	587,090	533,304	513,575	485,255	488,202
176,898	163,964	162,236	164,972	155,972	128,529
(118,471)	(113,490)	(85,198)	(85,554)	(42,118)	(41,384)
<u>\$ 671,659</u>	<u>\$ 637,564</u>	<u>\$ 610,342</u>	<u>\$ 592,993</u>	<u>\$ 599,109</u>	<u>\$ 575,347</u>

Schedule 2
Escambia County, Florida

CHANGES IN NET POSITION

Last Ten Fiscal Years
(Accrual Basis of Accounting)
(Amounts Expressed in Thousands)

Expenses	Fiscal Year			
	2024	2023	2022	2021
Governmental activities:				
General government	\$ 122,727	\$ 109,556	\$ 82,812	\$ 59,152
Public Safety	221,821	238,577	199,495	195,543
Physical environment	5,821	7,790	6,098	7,567
Transportation	61,836	62,259	53,726	59,548
Economic environment	23,894	32,694	20,995	13,307
Human services	8,203	6,203	6,576	38,122
Culture and recreation	15,448	13,799	10,955	12,738
Court related	15,497	16,524	14,651	17,750
Interest	5,213	5,460	5,677	5,813
Total governmental activities expenses	<u>480,459</u>	<u>492,862</u>	<u>400,985</u>	<u>409,540</u>
Business-type activities:				
Solid waste	16,128	22,275	13,763	10,906
Emergency medical services	23,536	23,171	19,256	14,526
Inspection fund	4,585	3,940	3,572	2,929
Bay Center	9,364	9,021	7,438	4,858
Total business-type activities expenses	<u>53,614</u>	<u>58,407</u>	<u>44,029</u>	<u>33,219</u>
Total primary government expenses	<u>\$ 534,072</u>	<u>\$ 551,269</u>	<u>\$ 445,014</u>	<u>\$ 442,759</u>
Program Revenues				
Governmental activities:				
Charges for services				
General government	45,150	36,808	42,620	6,936
Public safety	21,890	21,644	21,626	21,510
Physical environment	19,039	19,237	18,654	18,421
Transportation	7,132	7,838	7,357	6,380
Economic environment	284	986	1,862	1,062
Human Services	299	-	-	-
Culture/recreation	395	380	380	442
Court related	9,711	9,585	10,232	13,122
Operating grants and contributions	46,533	32,358	97,828	59,844
Capital grants and contributions	19,756	24,726	13,978	8,062
Total governmental activities program revenue	<u>170,189</u>	<u>153,562</u>	<u>214,537</u>	<u>135,779</u>
Business-type activities:				
Charges for services				
Solid waste	18,523	19,215	19,994	23,266
Emergency medical services	25,205	20,470	20,343	16,502
Inspection fund	4,770	5,415	5,445	5,833
Bay Center	7,472	7,281	5,972	2,643
Operating grants and contributions	-	-	-	454
Capital grants and contributions	2,629	654	2,224	936
Total business-type activities program revenue	<u>58,599</u>	<u>53,035</u>	<u>53,978</u>	<u>49,634</u>
Total primary government program revenues	<u>\$ 228,788</u>	<u>\$ 206,597</u>	<u>\$ 268,515</u>	<u>\$ 185,413</u>
Net (Expense)/Revenue				
Governmental activities	\$ (310,270)	\$ (339,300)	\$ (186,448)	\$ (273,761)
Business-type activities	4,985	(5,372)	9,949	16,415
Total primary government net expense	<u>\$ (305,284)</u>	<u>\$ (344,672)</u>	<u>\$ (176,499)</u>	<u>\$ (257,346)</u>

Continued next page

<u>2020</u>	<u>2019</u>	<u>2018</u>	<u>2017</u>	<u>2016</u>	<u>2015</u>
\$ 75,101	\$ 74,074	\$ 69,239	\$ 71,637	\$ 59,270	\$ 52,406
163,052	170,752	154,065	148,553	146,708	127,345
4,389	6,048	5,831	2,855	2,736	2,423
50,658	50,356	49,239	48,569	56,118	51,235
12,744	14,642	15,180	14,088	12,461	11,486
29,335	4,086	3,011	2,679	2,602	2,689
11,078	11,408	14,177	9,957	10,248	9,140
12,314	12,530	11,426	12,583	11,686	12,955
6,029	6,621	6,491	4,574	3,277	3,441
<u>364,700</u>	<u>350,517</u>	<u>328,659</u>	<u>315,495</u>	<u>305,106</u>	<u>273,120</u>
11,679	11,556	10,443	10,110	10,143	9,956
14,031	16,207	15,099	13,616	12,678	10,978
2,778	2,619	2,594	2,500	2,435	2,187
5,686	7,562	7,153	7,006	6,837	6,685
<u>34,174</u>	<u>37,944</u>	<u>35,289</u>	<u>33,232</u>	<u>32,093</u>	<u>29,806</u>
<u>\$ 398,874</u>	<u>\$ 388,461</u>	<u>\$ 363,948</u>	<u>\$ 348,727</u>	<u>\$ 337,199</u>	<u>\$ 302,926</u>
5,655	5,821	5,551	5,378	4,933	4,471
21,785	21,952	21,538	22,684	19,472	17,998
17,273	17,006	16,897	15,806	15,707	17,732
5,271	6,952	6,747	7,053	6,854	6,746
693	643	766	382	581	270
-	-	-	-	-	-
380	457	435	514	520	522
10,461	11,718	11,449	12,316	11,559	11,543
41,265	17,244	27,145	19,187	24,286	18,434
17,429	37,113	16,103	9,856	8,255	8,104
<u>120,212</u>	<u>118,906</u>	<u>106,631</u>	<u>93,176</u>	<u>92,167</u>	<u>85,820</u>
17,069	16,075	14,998	15,373	15,141	13,485
15,010	11,863	12,773	10,963	12,832	12,013
3,851	2,977	2,890	2,622	2,581	2,262
3,245	5,489	5,101	4,564	4,975	4,409
114	-	-	-	-	-
592	305	125	155	161	735
<u>39,881</u>	<u>36,709</u>	<u>35,887</u>	<u>33,677</u>	<u>35,690</u>	<u>32,904</u>
<u>\$ 160,093</u>	<u>\$ 155,615</u>	<u>\$ 142,518</u>	<u>\$ 126,853</u>	<u>\$ 127,857</u>	<u>\$ 118,724</u>
\$ (244,488)	\$ (231,611)	\$ (222,028)	\$ (222,319)	\$ (212,939)	\$ (187,300)
5,707	(1,235)	598	445	3,597	3,098
<u>\$ (238,781)</u>	<u>\$ (232,846)</u>	<u>\$ (221,430)</u>	<u>\$ (221,874)</u>	<u>\$ (209,342)</u>	<u>\$ (184,202)</u>

Schedule 2
Escambia County, Florida

CHANGES IN NET POSITION (Continued)

Last Ten Fiscal Years
(Accrual Basis of Accounting)
(Amounts Expressed in Thousands)

	Fiscal Year			
	<u>2024</u>	<u>2023</u>	<u>2022</u>	<u>2021</u>
General Revenues and Other Changes in Net Position				
Governmental activities:				
Taxes				
Property taxes	\$ 202,044	\$ 175,988	\$ 151,003	\$ 142,198
Sales tax	104,490	104,048	103,511	91,118
Gasoline taxes	19,842	20,275	19,534	19,343
Tourist development tax	22,014	21,582	21,816	17,672
Other taxes and payments in lieu of taxes	5,076	5,028	4,605	4,702
Intergovernmental-unrestricted	13,096	13,823	13,170	10,274
Investment income	25,632	19,987	(1,764)	1,541
Miscellaneous	6,616	9,105	10,449	6,228
Gain (loss) on sale of capital assets	-	-	-	-
Transfers - internal activities	(2,717)	(174)	(494)	(193)
Special Item	-	-	-	-
Total general revenues and transfers	<u>396,093</u>	<u>369,662</u>	<u>321,830</u>	<u>292,883</u>
Business-type activities:				
Investment income	5,038	3,521	(548)	111
Gain (loss) on sale of capital assets	-	-	-	-
Miscellaneous	135	178	184	164
Capital contributions	-	-	-	-
Transfers - internal activities	2,717	174	494	193
Total business-type activities	<u>7,891</u>	<u>3,873</u>	<u>130</u>	<u>468</u>
Total primary government	<u>\$ 403,984</u>	<u>\$ 373,535</u>	<u>\$ 321,960</u>	<u>\$ 293,351</u>
Change in Net Position				
Governmental activities	\$ 85,823	\$ 30,362	\$ 135,382	\$ 19,122
Business-type activities	12,876	(1,499)	10,079	16,883
Total change in net position	<u>\$ 98,699</u>	<u>\$ 28,863</u>	<u>\$ 145,461</u>	<u>\$ 36,005</u>

Continued next page

	<u>2020</u>	<u>2019</u>	<u>2018</u>	<u>2017</u>	<u>2016</u>	<u>2015</u>
\$	133,240	\$ 124,916	\$ 116,325	\$ 110,051	\$ 109,691	\$ 108,848
	74,176	75,533	72,004	66,762	64,634	62,074
	17,898	19,040	18,890	18,797	18,178	17,507
	9,759	12,333	11,361	10,598	9,956	9,160
	4,636	4,734	4,849	4,789	4,759	5,961
	8,819	9,414	8,889	8,522	8,216	7,987
	6,648	9,525	3,421	2,135	2,805	2,659
	16,370	2,987	2,645	2,908	4,677	6,528
	-	-	-	-	-	(11,481)
	1,608	624	2,677	(744)	(697)	(715)
	-	-	-	-	9,689	-
	<u>273,154</u>	<u>259,106</u>	<u>241,061</u>	<u>223,818</u>	<u>231,908</u>	<u>208,528</u>
	1,168	1,417	322	258	416	386
	-	-	-	-	-	-
	162	169	75	43	83	79
	-	-	-	-	-	-
	(1,608)	(624)	(2,678)	744	697	715
	<u>(278)</u>	<u>962</u>	<u>(2,281)</u>	<u>1,045</u>	<u>1,196</u>	<u>1,180</u>
\$	<u>272,876</u>	<u>260,068</u>	<u>238,780</u>	<u>224,863</u>	<u>233,104</u>	<u>209,708</u>
\$	28,666	\$ 27,495	\$ 19,033	\$ 1,499	\$ 18,969	\$ 21,228
	5,429	(273)	(1,683)	1,490	4,793	4,278
\$	<u>34,095</u>	<u>27,222</u>	<u>17,350</u>	<u>2,989</u>	<u>23,762</u>	<u>25,506</u>

Schedule 3
Escambia County, Florida

FUND BALANCES OF GOVERNMENTAL FUNDS

Last Ten Fiscal Years
(Modified Accrual Basis of Accounting)
(Amounts Expressed in Thousands)

	Fiscal Year			
	<u>2024</u>	<u>2023</u>	<u>2022</u>	<u>2021</u>
General Fund:				
Nonspendable	\$ 1,359	\$ 946	\$ 934	\$ 962
Restricted	-	-	-	-
Committed	-	-	-	-
Assigned	32,658	40,994	51,671	40,687
Unassigned	41,383	31,518	25,711	40,526
Total general fund	<u>75,400</u>	<u>73,458</u>	<u>78,316</u>	<u>82,175</u>
All Other Governmental Funds:				
Nonspendable	\$ 706	\$ 761	\$ 640	\$ 579
Restricted	280,796	279,074	263,730	204,839
Committed	22,759	19,841	15,149	17,546
Assigned	-	-	-	-
Unassigned	(17,770)	(9,439)	(3,425)	(62,564)
Total all other governmental funds	<u>286,490</u>	<u>290,237</u>	<u>276,094</u>	<u>160,400</u>
Total all governmental funds	<u>\$ 361,890</u>	<u>\$ 363,695</u>	<u>\$ 354,410</u>	<u>\$ 242,575</u>

Continued next page

<u>2020</u>	<u>2019</u>	<u>2018</u>	<u>2017</u>	<u>2016</u>	<u>2015</u>
\$ 888	\$ 727	\$ 753	\$ 694	\$ 644	\$ 4,292
-	-	-	-	-	-
-	-	-	-	-	-
20,268	18,484	15,268	16,297	18,952	17,911
58,390	29,037	34,190	30,149	27,682	25,536
<u>79,546</u>	<u>48,248</u>	<u>50,211</u>	<u>47,140</u>	<u>47,278</u>	<u>47,739</u>
\$ 542	\$ 334	\$ 501	\$ 563	\$ 17,954	\$ 10,118
177,139	208,757	239,658	244,779	138,898	124,568
15,452	17,393	17,377	17,115	14,916	16,121
-	-	-	-	-	-
(16,548)	(6,585)	(9,546)	(9,820)	(8,204)	(6,240)
<u>176,585</u>	<u>219,899</u>	<u>247,990</u>	<u>252,637</u>	<u>163,564</u>	<u>144,567</u>
<u>\$ 256,131</u>	<u>\$ 268,147</u>	<u>\$ 298,201</u>	<u>\$ 299,777</u>	<u>\$ 210,842</u>	<u>\$ 192,306</u>

Schedule 4

CHANGES IN FUND BALANCES OF GOVERNMENTAL FUNDS

**Last Ten Fiscal Years
(Modified Accrual Basis of Accounting)
(Amounts Expressed in Thousands)**

	Fiscal Year			
	<u>2024</u>	<u>2023</u>	<u>2022</u>	<u>2021</u>
REVENUES				
Taxes	\$ 310,545	\$ 283,540	\$ 257,873	\$ 235,745
Permits, fees and special assessments	56,956	48,864	54,191	20,754
Franchise fees	16,471	16,675	16,596	16,058
Intergovernmental revenue	116,221	108,604	159,764	113,614
Charges for services	26,576	26,555	26,225	25,856
Fines and forfeits	3,433	3,036	2,901	2,844
Investment Gain (Loss)	24,560	19,389	(1,658)	1,525
Miscellaneous	8,169	11,733	13,931	12,773
Total revenues	<u>562,930</u>	<u>518,396</u>	<u>529,823</u>	<u>429,169</u>
EXPENDITURES				
General government	126,750	105,411	98,144	61,278
Public safety	206,291	201,778	173,232	207,659
Physical environment	12,636	11,813	6,379	4,960
Transportation	44,889	43,807	40,823	36,318
Economic environment	24,633	33,513	21,675	13,039
Human services	22,883	9,223	9,009	42,647
Culture and recreation	14,048	13,985	13,117	10,830
Court-related	14,481	14,185	12,164	11,367
Debt service:				
Principal	8,444	8,209	6,050	6,835
Interest	5,838	6,085	6,303	6,439
Bond issuance costs				-
Capital outlay	81,125	62,358	30,597	40,132
Total expenditures	<u>562,017</u>	<u>510,367</u>	<u>417,493</u>	<u>441,504</u>
Excess of revenues over (under) expenditures	<u>913</u>	<u>8,029</u>	<u>112,330</u>	<u>(12,335)</u>
OTHER FINANCING SOURCES (USES)				
Refunding bonds issued				-
Refunding notes issued				-
Bonds issued				-
Premium(Discount)Notes/Bonds				-
Notes issued				-
Payments made to bond escrow agents				-
Payments made to refunded bond holders				-
Insurance recoveries				-
Transfers in	34,350	42,784	33,641	40,088
Transfers out	(37,067)	(42,958)	(34,135)	(41,310)
Issuance of Leases/SBITAS	-	1,429		
Total other financing sources (uses)	<u>(2,717)</u>	<u>1,255</u>	<u>(494)</u>	<u>(1,222)</u>
Net change in fund balances	<u>\$ (1,804)</u>	<u>\$ 9,284</u>	<u>\$ 111,836</u>	<u>\$ (13,557)</u>
Debt service as a percentage of noncapital expenditures	3.20%	3.37%	3.34%	3.39%

Continued next page

<u>2020</u>	<u>2019</u>	<u>2018</u>	<u>2017</u>	<u>2016</u>	<u>2015</u>
\$ 206,601	\$ 202,217	\$ 190,782	\$ 180,220	\$ 177,312	\$ 173,928
20,017	19,392	19,127	19,048	15,966	16,027
15,597	15,464	15,461	14,747	14,883	15,140
98,485	94,857	83,736	67,034	70,451	62,617
20,731	24,949	23,908	25,441	23,968	23,618
2,441	2,516	2,376	2,900	2,529	2,606
6,362	9,083	3,337	2,059	2,620	2,504
19,386	6,054	5,794	5,615	6,492	9,820
<u>389,620</u>	<u>374,532</u>	<u>344,521</u>	<u>317,064</u>	<u>314,221</u>	<u>306,260</u>
68,649	65,321	57,291	55,134	55,544	53,032
131,028	141,880	136,213	132,449	132,149	124,781
3,527	4,338	8,486	3,385	2,110	4,173
37,383	35,437	33,702	33,724	34,398	30,601
12,589	14,323	14,959	14,635	12,322	11,227
28,769	3,805	2,793	2,449	2,549	2,686
9,135	11,287	9,221	8,320	7,677	7,450
10,069	10,841	11,180	11,286	10,541	11,693
6,625	7,765	8,024	7,343	7,160	6,812
6,654	6,847	6,706	3,961	3,127	3,290
-	310	-	552	-	-
88,816	103,365	60,203	42,054	27,418	34,970
<u>403,244</u>	<u>405,519</u>	<u>348,778</u>	<u>315,292</u>	<u>294,995</u>	<u>290,715</u>
(13,624)	(30,987)	(4,257)	1,772	19,226	15,545
-	41,545	-	-	-	-
-	-	-	-	-	-
-	-	-	78,060	-	-
-	5,319	-	10,682	-	-
-	-	-	-	-	-
-	-	-	-	-	-
-	(46,554)	-	-	-	-
-	-	-	-	-	-
30,247	26,862	36,849	24,865	22,053	21,251
(28,639)	(26,239)	(34,167)	(26,444)	(22,743)	(21,966)
<u>1,608</u>	<u>933</u>	<u>2,682</u>	<u>87,163</u>	<u>(690)</u>	<u>(715)</u>
<u>\$ (12,016)</u>	<u>\$ (30,054)</u>	<u>\$ (1,575)</u>	<u>\$ 88,935</u>	<u>\$ 18,536</u>	<u>\$ 14,830</u>
4.55%	5.01%	5.28%	4.27%	3.95%	4.09%

**Schedule 5
Escambia County, Florida**

ASSESSED VALUE AND ESTIMATED ACTUAL VALUE OF TAXABLE PROPERTY

**Last Ten Fiscal Years
(Amounts Expressed in Thousands)**

Fiscal Year	Net Assessed Value of Real Property (1)				Total	Total Direct Tax Rate
	Residential Property	Commercial and Industrial Property	Other Property	Personal Property (2)		
2015	9,796,441	2,754,003	382,271	1,857,164	14,789,879	7.6605
2016	10,289,657	2,879,091	385,920	1,830,128	15,384,796	7.6605
2017	10,935,245	2,980,222	361,561	1,872,431	16,149,459	7.6605
2018	11,727,822	3,150,769	384,934	2,036,817	17,300,342	7.6605
2019	12,381,210	3,526,119	398,812	2,158,624	18,464,765	7.6605
2020	13,369,134	3,739,508	414,784	2,162,687	19,686,113	7.6605
2021	14,263,224	3,796,214	430,651	2,409,028	20,899,117	7.6605
2022	16,829,891	4,114,991	476,516	2,914,812	24,336,210	7.6605
2023	19,281,253	4,485,761	499,504	3,689,451	27,955,969	7.6605
2024	21,541,311	4,691,420	521,789	3,923,097	30,677,617	7.6605

Source: Escambia County Property Appraiser

www.escpa.org

(1) Taxable value of property subject to direct tax rate.

(2) Personal property includes centrally assessed property, furniture, fixtures, tools, machinery, equipment, etc. and is taxed at various rates



Schedule 6
Escambia County, Florida

DIRECT AND OVERLAPPING PROPERTY TAX RATES

Last Ten Years
(Rates per \$1,000 of Assessed Value)
Millage rates levied for the fiscal year ending September 30

	Fiscal Year			
	<u>2024</u>	<u>2023</u>	<u>2022</u>	<u>2021</u>
Direct:				
Escambia County	6.6165	6.6165	6.6165	6.6165
Library	0.3590	0.3590	0.3590	0.3590
Escambia County Law Enforcement Service Taxing Unit	0.6850	0.6850	0.6850	0.6850
Total direct rate	<u>7.6605</u>	<u>7.6605</u>	<u>7.6605</u>	<u>7.6605</u>
Overlapping:				
Childrens Trust	0.4043	0.4365	0.4365	0.5000
Escambia County School Board	4.8470	5.1440	5.2740	5.6570
City of Pensacola	4.2895	4.2895	4.2895	4.2895
City of Pensacola Downtown Improvement Board	2.0000	2.0000	2.0000	2.0000
Northwest Florida Water Management	0.0218	0.0234	0.0261	0.0294
Town of Century	<u>0.9204</u>	<u>0.9204</u>	<u>0.9204</u>	<u>0.9204</u>
Total overlapping rates	<u>12.4830</u>	<u>12.8138</u>	<u>12.9465</u>	<u>13.3963</u>

Source: Escambia County Property Appraiser
www.escpa.org

Continued next page

<u>2020</u>	<u>2019</u>	<u>2018</u>	<u>2017</u>	<u>2016</u>	<u>2015</u>
6.6165	6.6165	6.6165	6.6165	6.6165	6.6165
0.3590	0.3590	0.3590	0.3590	0.3590	0.3590
0.6850	0.6850	0.6850	0.6850	0.6850	0.6850
<u>7.6605</u>	<u>7.6605</u>	<u>7.6605</u>	<u>7.6605</u>	<u>7.6605</u>	<u>7.6605</u>
-	-	-	-	-	-
5.9280	6.0430	6.3250	6.6310	6.8760	7.1130
4.2895	4.2895	4.2895	4.2895	4.2895	4.2895
2.0000	2.0000	2.0000	2.0000	2.0000	2.0000
0.0311	0.0327	0.0338	0.0353	0.0366	0.0378
<u>0.9204</u>	<u>0.9204</u>	<u>0.9204</u>	<u>0.9204</u>	<u>0.9732</u>	<u>0.9006</u>
<u>13.1690</u>	<u>13.2856</u>	<u>13.5687</u>	<u>13.8762</u>	<u>14.1753</u>	<u>14.3409</u>

**Schedule 7
Escambia County, Florida**

PRINCIPAL PROPERTY TAX PAYERS

**Current and Nine Years Ago
(Amounts Expressed in Thousands)**

<u>Taxpayer</u>	<u>Fiscal Year 2024</u>			<u>Fiscal Year 2015</u>		
	<u>Assessed Value</u>	<u>Rank</u>	<u>Percentage of Total County Assessed Value</u>	<u>Assessed Value</u>	<u>Rank</u>	<u>Percentage of Total County Assessed Value</u>
Florida Power & Light / Gulf Power	\$ 2,088,284	1	6.81%	\$ 630,508	1	4.43%
Navy Federal Credit Union	526,150	2	1.72%	81,279	9	0.57%
City of Pensacola	338,731	3	1.10%	78,436	6	0.55%
International Paper Corp	271,605	4	0.89%	315,960	2	2.22%
Ascend Performance Material*	177,772	5	0.58%	117,125	3	0.82%
West Florida Regional Medical	155,932	6	0.51%	99,914	4	0.70%
West Dale Parkside/Westdale Pensacola	137,007	7	0.45%			
Walmart/Sams	87,833	8	0.29%	60,525	7	0.42%
Lurin Realestate Holdings	85,236	9	0.28%			
SPIDEV/SPIGOV II/SPICLIFF/SPITOWN	78,156	10	0.25%			
Simon Debartolo Group				57,416	5	0.40%
Bellsouth Telecommunication				53,490	8	0.38%
CoxCom Inc (formerly Cox Cable)				37,174	10	0.26%
Total	<u>\$ 3,946,706</u>		<u>12.87%</u>	<u>\$ 1,531,827</u>		<u>10.75%</u>
	(1) <u>\$ 30,677,617</u>			(1) <u>\$ 14,246,068</u>		

Sources:

Escambia County Tax Roll compiled by the Escambia County Property Appraiser

www.escpa.org

Tangible personal property records on file in the Escambia County Tax Collector's office.

www.escambiataxcollector.com

(1) Total Estimated Assessed Value Countywide per Schedule 5

*Formerly Solutia, Inc.

**Schedule 8
Escambia County, Florida**

PROPERTY TAX LEVIES AND COLLECTIONS

Last Ten Fiscal Years

Fiscal Year Ended Sept. 30	Taxes Levied for the Fiscal Year	Collected within the Fiscal Year of the Levy		Collections Received from Prior Year Levies	Total Collections to Date	
		Amount	Percentage of Original Levy		Amount	Percentage of Levy
2015	106,013,064	103,697,542	97.82%	5,150,838 (1)	108,848,380	102.67%
2016	110,249,860	106,512,637	96.61%	3,178,435 (2)	109,691,072	99.49%
2017	114,962,306	109,851,250	95.55%	199,525	110,050,775	95.73%
2018	120,238,390	115,369,234	95.95%	955,642	116,324,876	96.75%
2019	128,396,943	124,720,215	97.14%	195,569	124,915,784	97.29%
2020	138,147,371	133,151,541	96.38%	88,500	133,240,041	96.45%
2021	147,932,403	142,005,969	95.99%	192,040	142,198,009	96.12%
2022	156,098,325	150,639,708	96.50%	363,780	151,003,488	96.74%
2023	182,049,608	175,525,482	96.42%	462,264	175,987,746	96.67%
2024	209,437,504	201,824,642	96.37%	219,802	202,044,444	96.47%

Note: Property Tax data includes County wide and Municipal Services Taxing Units only.
Data does not include the Escambia County School Board.

(1) 2015 Collections received from prior year levies include \$4,463,110 for collections held in reserve pending the outcome of court litigation.

(2) 2016 Collections received from prior year levies include \$2,938,543 for collections held in reserve pending the outcome of court litigation.

Schedule 9
Escambia County, Florida

SCHEDULE OF OUTSTANDING DEBT BY TYPE

Last Ten Fiscal Years

Fiscal Year	Governmental Activities					Business Activities		
	Bonds	Unamortized Bond Issue Premiums (2)	Leases	Subscriptions	Notes	Bonds	Leases	Notes
2015	44,820,000	-	-	-	65,676,000	-	-	-
2016	42,610,000	-	-	-	60,726,000	-	-	-
2017	118,395,000	10,593,411	-	-	55,658,000	-	-	-
2018	115,545,000	10,228,121	-	-	50,484,000	-	-	-
2019	115,890,000	14,854,399	-	-	37,365,000	-	-	-
2020	112,620,000	14,073,145	-	-	34,010,000	-	-	-
2021	109,215,000	13,291,891	-	-	30,580,000	-	-	-
2022	105,660,000	12,510,637	732,056	8,756,739	28,350,000	-	-	-
2023	101,945,000	11,729,383	442,913	8,271,654	26,060,000	-	9,605,756	-
2024	98,070,000	10,948,129	146,071	6,354,112	23,705,000	-	10,705,522	-

Note: Details regarding the county's outstanding debt can be found in the notes to the financial statements

(1) See Schedule 16 for more Demographic and Economic Statistics. Population and Personal income data can be found in the Schedule of Demographic and Economic Statistics on Schedule 16.

(2) Unamortized Bond Issue Premium associated with the Sales Tax Revenue Bonds, Series 2017; and Capital Improvement Refunding Revenue Bond, Series 2018.

Continued next page

Total Outstanding Debt	Percentage of Personal Income (1)	Population (1)	Debt Per Capita (1)	Percentage of Per Capita Income (1)
110,496,000	913.43%	311,003	355	0.035%
103,336,000	830.59%	311,711	332	0.039%
184,646,411	1411.36%	313,512	589	0.023%
176,257,121	1306.85%	315,534	559	0.024%
168,109,399	1190.08%	318,316	528	0.026%
160,703,145	1104.47%	307,090	523	0.029%
153,086,891	1020.14%	316,719	483	0.031%
156,009,432	913.74%	322,699	483	0.034%
158,054,706	878.21%	324,768	487	0.035%
149,928,834	825.24%	327,846	457	0.037%

Schedule 10
Escambia County, Florida

Direct and Overlapping Governmental Activities Debt and Computation of Legal Debt Margin
As of September 30, 2024

Computation of Direct and Overlapping Debt (1)

Governmental Unit	Debt Outstanding	Percentage Applicable to This Governmental Unit
Direct Debt:		
Escambia County - Revenue Bonds	\$ 98,070,000	100.00%
Escambia County - Revenue Notes	23,705,000	100.00%
Escambia County - Unamortized Bond Issue Premiums (3)	<u>10,948,129</u>	100.00%
Bonds and Notes Payable	132,723,129	
Leases Payable	146,071	100.00%
Subscriptions Payable	<u>6,354,112</u>	100.00%
Total Direct Debt	<u><u>\$ 139,223,312</u></u>	

Overlapping:

County Governments are encouraged, but not required to present information about Direct or Overlapping Debt. Overlapping debt is not presented.

Computation of Legal Debt Margin (2)

The Constitution of the State of Florida, Florida Statute 200.181 and Escambia County set no legal debt limit.

Note: Escambia County has no general obligation debt as of September 30, 2024.

(1) Source: Escambia County Government

(2) Source: Florida Statutes

(3) Unamortized Bond Issue Premiums associated with the Sales Tax Revenue Bonds, Series 2017; and the Capital Improvement Refunding Revenue Bonds, Series 2018.

**Schedule 11
Escambia County, Florida**

PLEDGED REVENUE COVERAGE

Last Ten Fiscal Years

Fiscal Year	Sales Tax Bond/Note				Capital Improvement Bond/Note			
	Half-Cent Sales Tax Revenues	Debt Service Requirements		Coverage	Covenant to Budget (1)	Debt Service Requirements		Coverage
		Principal	Interest			Principal	Interest	
2015	22,513,589	3,005,000	2,177,244	4.34	3,616,947	2,606,000	1,010,186	1.00
2016	23,418,049	3,280,000	2,092,212	4.36	3,616,913	2,667,000	948,587	1.00
2017	24,173,396	3,380,000	3,008,930	3.78	3,615,062	2,728,000	885,732	1.00
2018	25,920,787	3,980,000	3,687,105	3.38	3,738,275	2,795,000	942,774	1.00
2019	27,392,846	2,560,000	4,883,072	3.68	6,206,861	3,935,000	1,935,203	1.06
2020	26,703,051	2,630,000	4,670,850	3.66	5,982,459	3,995,000	1,976,959	1.00
2021	32,604,337	2,710,000	4,586,934	4.47	5,958,604	4,125,000	1,822,334	1.00
2022	35,608,618	2,805,000	4,497,783	4.88	4,651,750	2,980,000	1,661,750	1.00
2023	35,968,282	2,895,000	4,306,672	4.99	4,632,750	3,110,000	1,512,750	1.00
2024	35,309,173	2,990,000	4,221,509	4.90	4,607,250	3,240,000	1,357,250	1.00

(1) Covenant to budget and appropriate from available Non-ad valorem revenues.

**Schedule 12
Escambia County, Florida**

HISTORICAL SALES TAX REVENUE (1)

Last Ten Fiscal Years

Fiscal Year	Half-Cent Sales Tax Revenues (2)	Percentage Change
2015	22,513,589	3.6%
2016	23,418,049	4.0%
2017	24,173,396	3.2%
2018	25,920,787	7.2%
2019	27,392,846	5.7%
2020	26,703,051	-2.5%
2021	32,604,337	22.1%
2022	35,608,618	9.2%
2023	35,968,282	1.0%
2024	35,309,173	-1.8%

(1) The table sets forth the historical Sales Tax Revenues received by the county (net of amounts distributed to municipalities within the County) for the Fiscal Years Ending September 30, 2015 through 2024 (audited).

(2) The Amount of Sales Tax Revenues distributed to the County is subject to increase or decrease due to (i) more or less favorable economic conditions, (ii) increases or decreases in the dollar volume of taxable sales within the County, (iii) legislative changes relating to the sales tax, which may include changes in the scope of taxable sales, changes in tax rate and changes in the amount of Sales Tax Revenues deposited into the Trust Fund, and (iv) other factors which may be beyond the control of the County or the Series 2017 Bondholders, including but not limited to the potential for increased use of electronic commerce and other internet-related sales activity that could have a material adverse impact upon the amount of sales tax collected by the State, deposited into the Trust Fund and then distributed to the County.

(2) In particular, the share of the Sales Tax Revenues deposited in the Trust Fund which is to be distributed to the County will be affected by changes in the relative populations of the incorporated and unincorporated areas within the County. Such relative populations are subject to change through normal increases and decreases in population within the existing unincorporated and incorporated areas of the County and are also subject to change by the annexation of previously unincorporated areas of the County by the municipalities within the County. Such annexations would not only increase the population of the incorporated areas but also would, in equal amount, decrease the population of the unincorporated areas.



**Schedule 13
Escambia County, Florida**

PRO FORMA DEBT SERVICE COVERAGE FROM SALES TAX REVENUES

Last Ten Fiscal Years

	Fiscal Year Ended September 30, 2024				
	<u>2024</u>	<u>2023</u>	<u>2022</u>	<u>2021</u>	<u>2020</u>
Sales Tax Revenue	\$ 35,309,173	\$ 35,968,282	\$ 35,608,618	\$ 32,604,337	\$ 26,703,051
Maximum Annual Debt Service on the Series 2012 Note and Series 2017 Bonds (1)	9,553,440	9,553,440	9,553,440	9,571,501	9,571,501
Sales Tax Revenue coverage of Maximum Annual Debt Service on the Series 2012 Note and Series 2017 Bonds (1)	3.70 x	3.76 x	3.73 x	3.41 x	2.79 x

(1) The coverage table compares the historical Sales Tax Revenues to the pro forma aggregate maximum annual debt service on the Series 2012 Note and the Series 2017 Bonds. The pro forma aggregate maximum annual debt service would occur in Fiscal Year 2032, based on the assumptions set forth below.

(1) Prior to fiscal year 2022, assumes that the 2012 Sales Tax Refunding Revenue Note matures on October 1, 2032 with no change in the interest rate of 2.82%, subject to adjustment as set forth in the original resolution authorizing the same; however, the entire unpaid principal and interest accrued thereon may be subject to mandatory prepayment at the option of the owner of the Note on October 1, 2027 or any date thereafter through but not including October 1, 2028. The maximum annual debt service above assumes the owner of the Note does not exercise the mandatory prepayment option. The Series 2012 Note was modified on April 22, 2022, pursuant to Resolution R22-43, to lower the interest rate to 2.48% effective October 1, 2022 and to eliminate the mandatory prepayment option. Beginning fiscal year 2022, assumes modified debt service for the Series 2012 Note that matures October 1, 2032.

Continued next page

<u>2019</u>	<u>2018</u>	<u>2017</u>	<u>2016</u>	<u>2015</u>
\$27,392,846	\$25,920,787	\$24,173,396	\$23,418,049	\$22,513,589
9,571,501	9,572,824	9,572,824	9,572,824	9,572,824
2.86 x	2.71 x	2.53 x	2.45 x	2.35 x

**Schedule 14
Escambia County, Florida**

HISTORICAL NON-AD VALOREM REVENUE (1)

Last Ten Fiscal Years

Fiscal Year Ended September 30, 2024

	<u>2024</u>	<u>2023</u>	<u>2022</u>	<u>2021</u>
Charges for Other Services	\$ 26,576,115	\$ 26,555,104	\$ 26,225,386	\$ 25,855,966
Half-Cent Sales Tax	35,309,173	35,968,282	35,608,618	32,604,337
Electric Franchise Fee	12,621,281	12,794,927	12,550,831	12,303,490
Communication Services Tax	2,096,511	2,154,192	2,149,654	2,092,536
State Revenue Sharing	13,095,679	13,871,012	13,127,395	10,248,190
Reimbursement of Indirect Costs	3,808,754	3,697,227	3,537,166	3,906,165
Investment Gain (Loss)	24,559,725	19,389,230	(1,658,554)	1,525,175
Miscellaneous	8,168,520	11,732,984	13,930,732	12,773,050
Permits & Fees	593,622	774,569	517,381	502,964
Judgements & Fines	3,433,045	3,036,406	2,900,623	2,843,753
Excess Fees - Constitutional Officers	3,134,449	1,966,821	2,640,923	2,698,702
Other Non-enterprise, Non-Ad Valorem	<u>227,488,964</u>	<u>210,468,440</u>	<u>267,289,466</u>	<u>179,616,179</u>
TOTALS	<u><u>\$ 360,885,838</u></u>	<u><u>\$ 342,409,194</u></u>	<u><u>\$ 378,819,621</u></u>	<u><u>\$ 286,970,507</u></u>

(1) The table sets forth the sources and total amounts of Non-Ad Valorem Revenue of the county for the Fiscal Years ended September 30, 2015 through 2024 (audited).

Continued next page

<u>2020</u>	<u>2019</u>	<u>2018</u>	<u>2017</u>	<u>2016</u>	<u>2015</u>
\$ 20,731,300	\$ 24,949,395	\$ 23,908,299	\$ 25,441,094	\$ 23,968,246	\$ 23,617,512
26,703,051	27,392,846	25,920,787	24,173,396	23,418,049	22,513,589
11,998,983	11,813,944	11,877,215	11,353,718	11,540,341	11,830,914
2,181,677	2,225,150	2,467,712	2,461,336	2,659,111	2,737,529
8,785,697	9,343,600	8,883,539	8,477,607	8,168,290	7,949,431
3,581,655	2,342,595	3,259,281	3,355,784	2,866,294	2,727,676
6,361,536	9,082,990	3,336,558	2,058,847	2,619,591	2,503,613
19,385,667	6,054,107	5,794,200	5,607,165	6,492,126	9,819,968
418,900	362,347	381,468	327,086	331,995	259,021
2,440,998	2,515,765	2,376,467	2,900,280	2,528,843	2,605,545
1,847,515	2,691,540	1,837,347	1,954,195	1,146,715	1,663,774
<u>151,942,832</u>	<u>150,841,604</u>	<u>138,153,148</u>	<u>118,902,982</u>	<u>118,790,108</u>	<u>109,182,868</u>
<u>\$ 256,379,811</u>	<u>\$ 249,615,883</u>	<u>\$ 228,196,021</u>	<u>\$ 207,013,490</u>	<u>\$ 204,529,709</u>	<u>\$ 197,411,440</u>

**Schedule 15
Escambia County, Florida**

DEBT SERVICE REQUIREMENTS FROM NON-AD VALOREM REVENUES (1)

Last Ten Fiscal Years

Fiscal Year Ended September 30, 2024

	<u>2024</u>	<u>2023</u>	<u>2022</u>	<u>2021</u>
Total Governmental Fund Revenues	562,930,282	518,396,939	529,823,109	429,168,516
Less Ad Valorem Revenues	<u>(202,044,444)</u>	<u>(175,987,745)</u>	<u>(151,003,488)</u>	<u>(142,198,009)</u>
Non-Ad Valorem Revenues	360,885,838	342,409,194	378,819,621	286,970,507
Essential Expenditures				
General Government	(126,750,358)	(105,410,633)	(98,143,886)	(61,278,256)
Public Safety	<u>(206,291,073)</u>	<u>(201,777,622)</u>	<u>(173,232,355)</u>	<u>(207,659,439)</u>
Total Essential Expenditures	(333,041,431)	(307,188,255)	(271,376,241)	(268,937,695)
Allocable Portion of Essential Expenditures	(213,507,675)	(202,902,592)	(194,032,014)	(179,829,563)
Revenues for Coverage	147,378,163	139,506,602	184,787,607	107,140,944
Total Maximum Annual Debt Service (2)	14,150,690	14,176,190	14,195,190	15,518,835
Coverage	10.41 x	9.84 x	13.02 x	6.90 x

(1) The coverage table sets forth the debt service requirements on the Bonds and other outstanding County indebtedness secured by a pledge of a portion or a covenant to budget and appropriate Non-Advalorem Revenues.

(2) The Total Maximum Annual Debt Services for 2018 and 2017 includes the refunded obligations on November 28, 2018, as described in Note 6 of the notes to financial statements of the 2018 ACFR.

Continued next page

<u>2020</u>	<u>2019</u>	<u>2018 (2)</u>	<u>2017 (2)</u>	<u>2016</u>	<u>2015</u>
389,619,852	374,531,667	344,520,897	317,064,265	314,220,781	306,259,820
<u>(133,240,041)</u>	<u>(124,915,784)</u>	<u>(116,324,876)</u>	<u>(110,050,775)</u>	<u>(109,691,072)</u>	<u>(108,848,380)</u>
256,379,811	249,615,883	228,196,021	207,013,490	204,529,709	197,411,440
(68,648,653)	(65,320,610)	(57,290,782)	(55,134,177)	(55,543,552)	(53,031,820)
<u>(131,027,987)</u>	<u>(141,879,522)</u>	<u>(136,212,623)</u>	<u>(132,448,931)</u>	<u>(132,149,155)</u>	<u>(124,781,265)</u>
(199,676,640)	(207,200,132)	(193,503,405)	(187,583,108)	(187,692,707)	(177,813,085)
(131,392,328)	(138,093,647)	(128,168,443)	(122,474,331)	(122,171,215)	(114,616,201)
124,987,483	111,522,236	100,027,578	84,539,159	82,358,494	82,795,239
15,543,460	15,543,460	14,780,583	14,477,293	10,285,572	10,285,572
8.04 x	7.17 x	6.77 x	5.84 x	8.01 x	8.05 x

**Schedule 16
Escambia County, Florida**

DEMOGRAPHIC AND ECONOMIC STATISTICS

Last Ten Fiscal Years

Year	Population (1) (7)	Median Age (2) (7)	Per Capita Personal Income (6)	Personal Income (thousands of dollars) (3)	School Enrollment (4)	Unemployment Rate (1) (5)
2015	311,003	37.3	38,440	11,954,955	40,156	5.2%
2016	311,711	36.9	39,526	12,320,689	40,110	5.1%
2017	313,512	37.2	41,339	12,960,273	39,359	4.0%
2018	315,534	37.1	42,355	13,364,443	39,807	3.0%
2019	318,316	38.1	44,276	14,093,759	39,620	3.0%
2020	307,090	38.2	47,629	14,626,390	36,643	5.1%
2021	316,719	38.2	51,712	16,378,173	38,181	4.2%
2022	322,699	38.4	52,909	17,073,681	38,955	2.7%
2023	324,768	36.7	55,416	17,997,343	39,066	3.3%
2024	327,846	37.2	55,416	18,167,914	39,047	3.5%

Sources:

- (1) Florida Research and Economic Information Database (FRIEDA) <http://freida.labormarketinfo.com>
For years 2020 and prior.
- (2) University of West Florida HAAS Center www.haas.uwf.edu
For years 2020 and prior.
- (3) Personal income is a calculated amount based on population and per capita personal income.
- (4) Escambia County School District - School Board Budget Department www.escambia.k12.fl.us
- (5) U.S. Department of Labor, Bureau of Statistics <https://floridajobs.org/workforce-statistics/>
- (6) Office of Economic and Demographic research <https://apps.bea.gov/>
2024 data was unavailable at time of issue, and is based on 2023 data
- (7) Florida West - Demographics <http://www.floridawestsites.com>

**Schedule 17
Escambia County, Florida**

PRINCIPAL EMPLOYERS

Current and Nine Years Ago

<u>Employer</u>	2024 (1)			2015 (2)		
	Number of Employees	Rank	Percentage of Total County Employment	Number of Employees	Rank	Percentage of Total County Employment
Local government	15,200	1	27.46%	16,000	1	32.56%
Navy Federal Credit Union	9,188	2	16.60%	4,707	6	9.58%
Federal government	7,500	3	13.55%	6,500	3	13.23%
State government	6,700	4	12.10%	5,900	4	12.01%
Baptist Health Care	5,434	5	9.82%	6,612	2	13.45%
Sacred Heart Health Systems	4,820	6	8.71%	4,820	5	9.81%
University of West Florida	2,447	7	4.42%			
Pensacola Christian College	1,584	8	2.86%			
Ascend Performance Materials**	1,288	9	2.33%	830	9	1.69%
West Florida Healthcare*	1,200	10	2.17%	1,200	8	2.44%
Florida Power & Light/Gulf Power				1,774	7	3.61%
West Corporation				800	10	1.63%
Total Employees	55,361			49,143		

Source:

(1) Florida West Economic Development Alliance www.FloridaWestEDA.com and Florida Department of Economic Opportunity (Total Government) www.floridajobs.org/workforce-statistics/data-center/statistical-program/current-employment-statistics

(2) Escambia County Annual Comprehensive Fiscal Report for the year ending 2015.

*Formerly West Florida Hospital

**Formerly Solutia, Inc.

**Schedule 18
Escambia County, Florida**

ESCAMBIA COUNTY GOVERNMENT EMPLOYEES BY FUNCTION/PROGRAM

Last Ten Fiscal Years

<u>Function/Program</u>	<u>Number of Full Time Equivalent Employees as of September 30</u>			
	<u>2024</u>	<u>2023</u>	<u>2022</u>	<u>2021</u>
<u>General government</u>				
Board of County Commissioners	204	205	168	227
Clerk of Circuit Court & Comptroller	49	45	32	46
Property Appraiser	71	71	71	71
Supervisor of Elections	16	16	15	15
Tax Collector	108	108	108	105
<u>Public safety</u>				
Board of County Commissioners	926	975	862	1,009
Sheriff	710	693	686	704
<u>Physical environment</u>				
Board of County Commissioners	77	70	65	66
<u>Transportation</u>				
Board of County Commissioners	288	299	246	186
<u>Economic environment</u>				
Board of County Commissioners	8	6	6	5
<u>Human services</u>				
Board of County Commissioners	31	28	21	24
<u>Culture and recreation</u>				
Board of County Commissioners	104	99	89	89
<u>Court related</u>				
Board of County Commissioners	19	20	18	16
Clerk of Circuit Court & Comptroller	97	101	111	118
Total	<u>2,708</u>	<u>2,736</u>	<u>2,498</u>	<u>2,681</u>

Source: Escambia County Government

Continued next page

<u>2020</u>	<u>2019</u>	<u>2018</u>	<u>2017</u>	<u>2016</u>	<u>2015</u>
213	193	200	215	177	197
46	42	42	41	41	53
71	71	70	70	70	70
15	15	15	15	13	13
105	103	103	100	100	100
984	924	925	918	862	841
693	693	704	652	652	670
67	70	63	67	65	66
310	326	324	225	229	197
5	5	6	6	6	5
44	30	30	29	43	43
94	93	85	26	26	24
15	15	14	14	13	7
109	112	108	119	118	117
<u>2,771</u>	<u>2,692</u>	<u>2,689</u>	<u>2,497</u>	<u>2,415</u>	<u>2,403</u>

Schedule 19
Escambia County, Florida

OPERATING INDICATORS BY FUNCTION/PROGRAM

Last Ten Fiscal Years

Function/Program	Fiscal Year			
	<u>2024</u>	<u>2023</u>	<u>2022</u>	<u>2021</u>
General Government				
County residents per employee (1)	121	119	129	111
Public Safety				
Building permits -total value	\$ 957,626,194	\$13,253,119,802	\$ 3,988,983,016	\$ 1,213,847,376
Building permits - single & multi-family units	1,615	2,055	3,017	2,154
Building permits - single family units	unavailable	unavailable	unavailable	unavailable
Building permits - multi-family units	unavailable	unavailable	unavailable	unavailable
Total fire responses	20,268	18,862	18,558	16,862
Total permits issued	33,487	38,616	42,868	50,212
Total inspections performed	80,425	83,096	81,100	73,750
Code enforcement complaints	6,596	6,073	5,296	6,679
Emergency calls (ambulance)	75,826	72,347	71,631	68,939
Non-emergency calls (ambulance)	7,991	6,388	4,698	3,254
Total ambulance transports	53,227	50,908	44,454	45,272
911 calls - City	13,227	13,672	75,250	86,234
Arrests - City	3,014	2,883	2,786	4,683
Traffic violations - City	5,362	4,305	4,783	5,713
911 calls - County	62,640	66,038	52,529	67,447
Arrests - County	9,803	10,203	11,467	7,719
Traffic violations - County	20,539	22,556	3,939	4,425
Physical environment				
Solid waste managed at Perdido Landfill (tons)	439,839	471,189	480,778	569,261
Waste disposed of in the class I landfill (tons)	396,735	421,882	435,230	512,632
Tons of yard trash recycled	12,765	13,680	13,689	16,633
Tons of various recycled materials	29,885	35,039	31,411	39,548
Hazardous material disposed of (tons)	37	42	51	58
Transportation				
Passenger trips - fixed route services	801,840	781,415	733,141	678,427
Passenger trips - paratransit/demand services	105,335	113,454	107,481	94,589
Bob Sikes toll receipts	3,141,016	3,112,260	2,762,018	2,244,988
Culture and recreation				
Bay Center operating revenues	7,480,549	7,295,112	5,974,029	2,656,384
Parks & recreation park uses	112	129	141	149
Equestrian Center events	50	50	51	42
Lake Stone rentals	515	518	570	714
Naval Air Museum visitors	611,294	439,875	229,815	163,462
Students enrolled - University of West Florida	14,343	13,502	13,265	13,317
Students enrolled - Pensacola State College	9,107	8,187	8,425	9,233

N/A: Information not available

Sources: Various county departments, Pensacola Police Department, University of West Florida, Pensacola State College, and the Pensacola Naval Air Museum.

(1) General Government - County residents per employee is derived from total county population on Schedule 16 and total County government employees on Schedule 18.

Continued next page

<u>2020</u>	<u>2019</u>	<u>2018</u>	<u>2017</u>	<u>2016</u>	<u>2015</u>
111	117	117	126	129	129
\$559,743,918	unavailable	unavailable	\$ 228,500,135	\$ 202,881,216	\$ 160,326,832
1,702	1,138	1,371	928	923	771
unavailable	unavailable	unavailable	836	816	761
unavailable	unavailable	unavailable	92	107	10
15,580	21,137	18,440	16,683	14,317	15,320
29,526	24,831	26,110	20,881	20,200	18,786
52,361	46,043	51,120	38,848	34,461	33,628
5,925	6,479	6,753	6,471	6,431	7,579
67,964	67,866	58,653	51,464	46,881	41,537
2,292	3,369	4,400	2,760	2,435	534
39,481	42,727	40,288	36,595	36,442	35,225
79,586	70,347	45,962	49,636	51,159	56,602
4,266	3,959	3,697	3,301	3,039	3,176
5,215	8,391	7,315	8,009	6,804	6,859
62,465	48,410	50,468	50,661	50,536	42,402
9,149	12,015	20,107	15,953	14,137	11,306
6,913	14,435	23,255	32,381	22,559	12,014
452,789	428,933	396,444	411,452	334,027	257,778
391,404	361,620	339,170	362,882	318,320	234,031
11,656	10,198	9,170	7,609	8,033	20,262
49,150	56,496	47,520	40,053	4,924	3,380
52	44	42	43	76	34
848,756	1,398,149	1,445,102	1,578,305	1,443,463	1,490,282
96,822	105,879	101,579	92,820	87,558	87,355
2,173,387	3,277,699	3,403,058	3,540,583	3,452,765	3,537,142
3,304,233	5,514,304	5,148,240	4,573,010	4,989,232	4,434,520
86	118	127	78	73	69
28	37	53	66	56	56
693	531	447	473	426	391
169,734	720,951	738,043	772,997	842,639	872,082
13,044	12,850	13,033	12,979	12,798	12,602
11,921	7,054	8,824	8,651	8,229	9,022

Schedule 20
Escambia County, Florida

CAPITAL ASSET STATISTICS BY FUNCTION/PROGRAM

Last Ten Fiscal Years

Function/Program	Fiscal Year			
	<u>2024</u>	<u>2023</u>	<u>2022</u>	<u>2021</u>
General government				
Facilities - number	239	237	234	229
Facilities - square footage	2,774,000	2,780,240	2,771,232	2,727,222
Public Safety				
Jail capacity	2,071	2,071		
Road prison capacity	236	234	236	236
Work release facility capacity	n/a	n/a	n/a	n/a
Fire stations	21	21	21	21
Rescue vehicles (fire trucks, etc)	57	53	54	51
Ambulances	43	36	35	32
Mass transit bus/trolley	76	59	87	70
Sheriffs vehicles (marked/unmarked)	749	422	743	397
Sheriff substations	6	6	7	7
Physical environment				
Landfills in operation (accepting waste)	1	1	1	1
Beaches (miles)				
Pensacola (1)*	24	24	24	17
Perdido Key (2)*	13	13	13	13
Transportation				
Centerline miles of county roads				
Paved mileage	1,533	1,527	1,520	1,512
Unpaved mileage	61	61	61	62
Traffic control devices	464	464	464	464
Bridges	164	157	150	155
Culture and recreation				
Athletic parks	16	16	16	16
Campgrounds	2	2	2	2
Community centers	17	16	16	16
Equestrian center	1	1	1	1
Neighborhood parks	87	84	84	84
Undeveloped parks	11	11	11	11
Beach access/boat ramps	22	21	21	21
Libraries (locations)	7	7	8	7

N/A: Information not available

Sources: Individual County departments

(1) Source: Santa Rosa Island Authority and Community & Environment Bureau

(2) Source: Community & Environment Bureau

* The number of miles were obtained according to a GIS based measurement and 2006 aerial photographs. This measurement is just an approximation and is subject to significant error. Barring disaster or land acquisition/creation, the miles of beach within the County should not change significantly from year-to-year.

Continued next page

<u>2020</u>	<u>2019</u>	<u>2018</u>	<u>2017</u>	<u>2016</u>	<u>2015</u>
228	224	223	219	219	213
2,422,575	2,416,378	2,410,929	2,344,323	2,357,518	2,515,675
236	236	256	256	252	236
n/a	438	438	412	380	380
21	21	21	22	22	22
51	52	52	52	53	53
32	32	29	33	30	29
80	82	83	71	70	83
435	420	420	425	400	400
7	7	4	4	6	6
1	1	1	1	1	1
17	17	17	17	17	17
13	13	13	13	13	13
1,505	1,499	1,496	1,493	1,486	1,479
66	67	69	70	75	80
462	455	435	414	361	356
148	148	148	150	150	165
16	16	16	16	16	16
2	2	2	2	2	2
16	16	16	16	16	16
1	1	1	1	1	1
84	82	82	82	82	82
11	11	11	11	11	11
21	21	21	21	21	21
7	7	7	7	7	6



Compliance Section

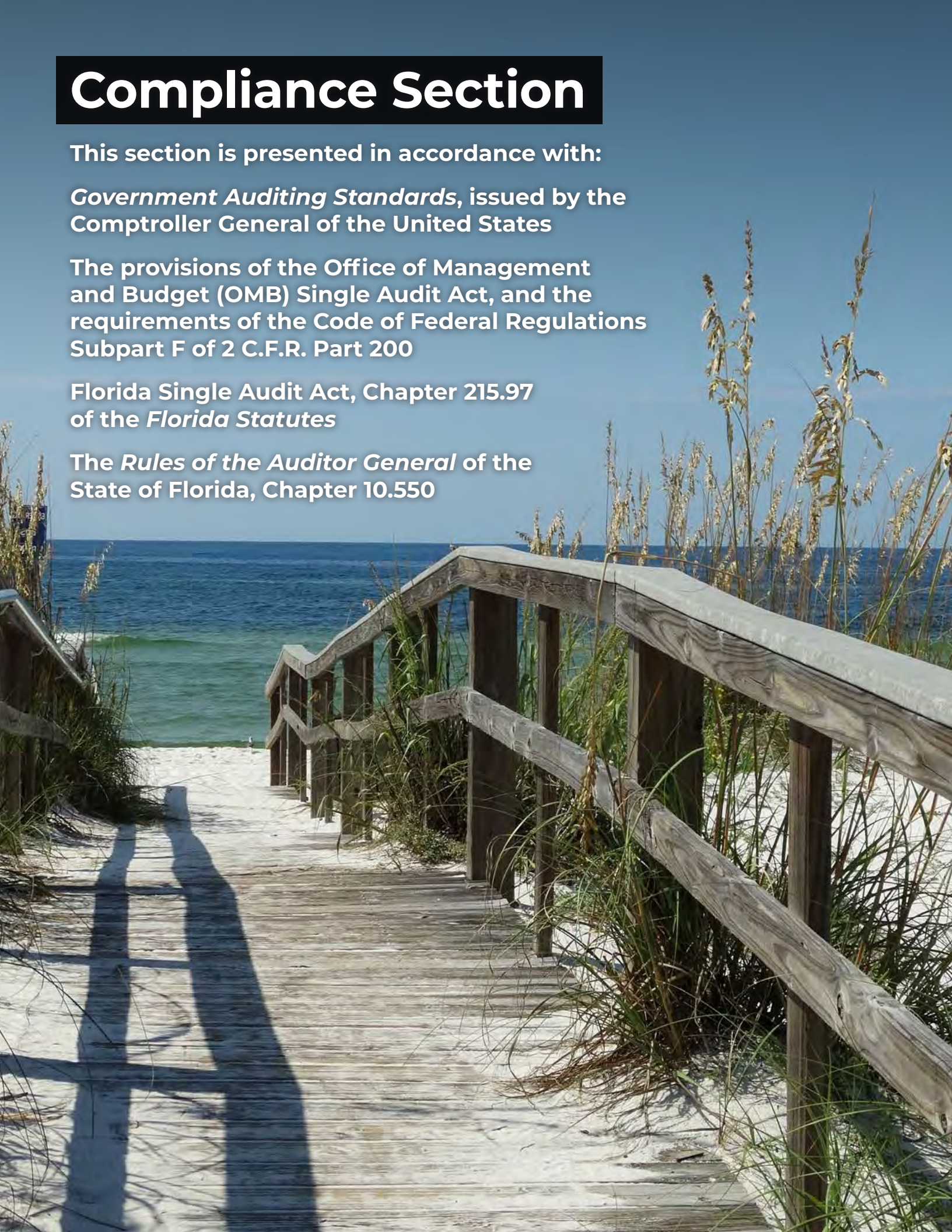
This section is presented in accordance with:

Government Auditing Standards, issued by the
Comptroller General of the United States

The provisions of the Office of Management
and Budget (OMB) Single Audit Act, and the
requirements of the Code of Federal Regulations
Subpart F of 2 C.F.R. Part 200

Florida Single Audit Act, Chapter 215.97
of the *Florida Statutes*

The *Rules of the Auditor General of the
State of Florida*, Chapter 10.550



**INDEPENDENT AUDITORS' REPORT ON INTERNAL CONTROL OVER FINANCIAL
REPORTING AND ON COMPLIANCE AND OTHER MATTERS BASED ON AN
AUDIT OF FINANCIAL STATEMENTS PERFORMED IN ACCORDANCE WITH
GOVERNMENT AUDITING STANDARDS**

The Honorable Board of County Commissioners
Escambia County, Florida

We have audited, in accordance with auditing standards generally accepted in the United States of America and the standards applicable to financial audits contained in *Government Auditing Standards* issued by the Comptroller General of the United States, the financial statements of the governmental activities, the business-type activities, the aggregate discretely presented component units, each major fund and the aggregate remaining fund information of Escambia County, Florida, (hereinafter referred to as "County"), as of and for the year ended September 30, 2024, and the related notes to the financial statements, which collectively comprise the County's basic financial statements, and have issued our report thereon dated February 12, 2025. Our report includes a reference to another auditor who audited the financial statements of the Santa Rosa Island Authority, as described in our report on the County's basic financial statements. This report does not include the results of the other auditors' testing of internal control over financial reporting or compliance and other matters that are reported on separately by the other auditor.

Report on Internal Control Over Financial Reporting

In planning and performing our audit of the financial statements, we considered the County's internal control over financial reporting (internal control) as a basis for designing the audit procedures that are appropriate in the circumstances for the purpose of expressing our opinions on the financial statements, but not for the purpose of expressing an opinion on the effectiveness of the County's internal control. Accordingly, we do not express an opinion on the effectiveness of the County's internal control.

A deficiency in internal control exists when the design or operation of a control does not allow management or employees, in the normal course of performing their assigned functions, to prevent or detect and correct misstatements on a timely basis. A *material weakness* is a deficiency, or a combination of deficiencies, in internal control, such that there is a reasonable possibility that a material misstatement of the entity's financial statements will not be prevented or detected and corrected on a timely basis. A *significant deficiency* is a deficiency or a combination of deficiencies in internal control that is less severe than a material weakness, yet important enough to merit attention by those charged with governance.

Our consideration of internal control was for the limited purpose described in the first paragraph of this section and was not designed to identify all deficiencies in internal control that might be material weaknesses or significant deficiencies. Given these limitations, during our audit we did not identify any deficiencies in internal control that we consider to be material weaknesses or significant deficiencies. However, material weaknesses or significant deficiencies may exist that have not been identified.

Report on Compliance and Other Matters

As part of obtaining reasonable assurance about whether the County's financial statements are free of material misstatement, we performed tests of compliance with certain provisions of laws, regulations, contracts and grant agreements, noncompliance with which could have a direct and material effect on the financial statements. However, providing an opinion on compliance with those provisions was not an objective of our audit, and accordingly, we do not express such an opinion. The results of our tests disclosed no instances of noncompliance or other matters that are required to be reported under *Government Auditing Standards*.

Purpose of this Report

The purpose of this report is solely to describe the scope of our testing of internal control and compliance and the results of that testing, and not to provide an opinion on the effectiveness of the entity's internal control or on compliance. This report is an integral part of an audit performed in accordance with *Government Auditing Standards* in considering the entity's internal control and compliance. Accordingly, this report is not suitable for any other purpose.

A handwritten signature in cursive script that reads "Warren Averett, LLC".

Pensacola, Florida
February 12, 2025

**INDEPENDENT ACCOUNTANTS' REPORT ON EXAMINATION OF
COMPLIANCE REQUIREMENTS IN ACCORDANCE WITH CHAPTER 10.550,
RULES OF THE AUDITOR GENERAL**

The Honorable Board of County Commissioners
Escambia County, Florida

We have examined Escambia County, Florida's, (hereinafter referred to as the "the County") compliance with the following requirements for the year ended September 30, 2024:

- (1) Florida Statute 218.415 in regard to investments.
- (2) Florida Statute 288.8018 in regard to the Deepwater Horizon Oil Spill receipts and expenditures.
- (3) Florida Statutes 365.172 and 365.173 in regard to use of E-911 revenues and expenditures.

Management is responsible for the County's compliance with those requirements. Our responsibility is to express an opinion on the County's compliance based on our examination.

Our examination was conducted in accordance with attestation standards established by the American Institute of Certified Public Accountants. Those standards require that we plan and perform the examination to obtain reasonable assurance about whether the County complied, in all material respects, with the specified requirements referenced above. An examination involves performing procedures to obtain evidence about whether the County complied with the specified requirements. The nature, timing and extent of the procedures selected depend on our judgment, including an assessment of the risks of material noncompliance, whether due to fraud or error. We believe that the evidence we obtained is sufficient and appropriate to provide a reasonable basis for our opinion.

We are required to be independent and to meet our other ethical responsibilities in accordance with relevant ethical requirements relating to the examination engagement.

In our opinion, the County has complied, in all material respects, with the aforementioned requirements for the year ended September 30, 2024.

This report is intended solely for the information and use of the County and the Auditor General, State of Florida, and is not intended to be and should not be used by anyone other than these specified parties.

Warren Averett, LLC

Pensacola, Florida
February 12, 2025

MANAGEMENT LETTER

The Honorable Board of County Commissioners
Escambia County, Florida

Report on the Financial Statements

We have audited the financial statements Escambia County, Florida (hereinafter referred to as the "County"), as of and for the year ended September 30, 2025, and have issued our report thereon dated February 12, 2025.

Auditors' Responsibility

We conducted our audit in accordance with auditing standards generally accepted in the United States of America; the standards applicable to financial audits contained in *Government Auditing Standards*, issued by the Comptroller General of the United States; the audit requirements of Title 2 U.S. *Code of Federal Regulations* Part 200, *Uniform Administrative Requirements, Cost Principles, and Audit Requirements for Federal Awards* (Uniform Guidance); and Chapter 10.550 *Rules of the Florida Auditor General*.

Other Reports Requirements

We have issued our Independent Auditors' Report on Internal Control Over Financial Reporting and Compliance and Other Matters Based on an Audit of Financial Statements Performed in Accordance with *Government Auditing Standards*; Independent Auditor's Report on Compliance for Each Major Federal Program and State Project and Report on Internal Control over Compliance; Schedule of Findings and Questioned Costs; and Independent Accountants' Report on Examination of Compliance Requirements in Accordance with Chapter 10.550, *Rules of the Auditor General*. Disclosures in those reports and schedules, which are dated February 12, 2025, should be considered in conjunction with this management letter.

Prior Audit Findings

Section 10.554(1)(i)1., *Rules of the Auditor General*, requires that we determine whether or not corrective actions have been taken to address findings and recommendations made in the preceding annual financial audit report. No findings were reported in the prior year.

Financial Condition and Management

Sections 10.554(1)(i)5.a. and 10.556(7), *Rules of the Auditor General*, require that we apply appropriate procedures and report the results of our determination as to whether the County has met one or more of the conditions described in Section 218.503(1), Florida Statutes, and identification of the specific condition(s) met. In connection with our audit, we determined that the County did not meet any of the conditions described in Section 218.503(1), Florida Statutes.

Pursuant to Sections 10.554(1)(i)5.b. and 10.556(8), *Rules of the Auditor General*, we applied financial condition assessment procedures. It is management's responsibility to monitor the County's financial condition, and our financial condition assessment was based in part on representations made by management and the review of financial information provided by same.

Section 10.554(1)(i)2., *Rules of the Auditor General*, requires that we communicate in the management letter any recommendations to improve financial management. In connection with our audit, we did not have any such recommendations.

Property Assessed Clean Energy (PACE) Programs

As required by Section 10.554(1)(i)6.a., *Rules of the Auditor General*, the County did not operate a PACE program authorized pursuant to Section 163.081 or Section 163.082, Florida Statutes, within the County's geographical boundaries during the fiscal year under audit

Special District Component Units

Section 10.554(1)(i)5.c., *Rules of the Auditor General*, requires, if appropriate, that we communicate the failure of a special district that is a component unit of a county, municipality, or special district, to provide the financial information necessary for proper reporting of the component unit within the audited financial statements of the county, municipality, or special district in accordance with Section 218.39(3)(b), Florida Statutes. In connection with our audit, we did not note any special district component units that failed to provide the necessary information for proper reporting in accordance with Section 218.39(3)(b), Florida Statutes.

Property Assessed Clean Energy (PACE) Programs

As required by Section 10.554(1)(i)6.a., *Rules of the Auditor General*, a PACE program authorized pursuant to Section 163.081 or Section 163.082, Florida Statutes, did operate within the County's boundaries during the fiscal year under audit.

As required by Section 10.554(1)(i)6.b. and Section 10.554(1)(i)6.c, *Rules of the Auditor General*, a list of all program administrators and third-party administrators that administered the program along with the full names and contact information of each such program administrator and third-party administrator is provided below.

Florida Resiliency and Energy District "FRED"
William "Bill" F. Spivey Jr. - Executive Director
Chris Bryan – Program Analyst
Phone – 407-624-5797
Email – cbryan@fdcbonds.com
Florida Development Finance Corp.
156 Tuskawilla Road, Suite 2340
Winter Springs, FL 32708
Administrator for the Florida Resiliency and Energy District

Florida Green Finance Authority
James Candela – Special District Services
Phone – 561-630-4922 ext: 240
Fax – 561-630-4923
2501 A Burns Road
Palm Beach Gardens, FL 33410

Florida PACE Funding Agency (FPFA)
Michael Moran – Executive Director
Wendy Leach – Director of Operations
Will Saba – SR. Vice President
Phone – 800-969-4382
18201 Von Karman Avenue, Suite 220
Irvine, CA 92612
dta – www.financedta.com

Green Corridor
Beatrice Medina – Assistant Director, PACE Group
Willdan Financial Services
Phone – 951-587-3500
Fax – 951-587-3510
27368 Via Industria, Suite 200
Temecula, CA 92590

Specific Information

As required by Section 218.39(3)(c), Florida Statutes, and Section 10.554(1)(i)6., Rules of the Auditor General, the Santa Rosa Island Authority (the Authority) reported:

- a. The total number of authority employees compensated in the last pay period of the authority's fiscal year as 13.
- b. The total number of independent contractors to whom nonemployee compensation was paid in the last month of the authority's fiscal year as 50.
- c. All compensation earned by or awarded to employees, whether paid or accrued, regardless of contingency as \$937,381.
- d. All compensation earned by or awarded to nonemployee independent contractors, whether paid or accrued, regardless of contingency as \$45,247
- e. Each construction project with a total cost of at least \$65,000 approved by the Authority that is scheduled to begin on or after October 1 of the fiscal year being reported, together with the total expenditures for such project as:
Dune Walkover -\$231,135.
- f. The Authority did not amend its final adopted budget under Section 189.016(6), Florida Statutes.

We did not audit the financial statements of the Santa Rosa Island Authority, a business type activities-discrete component unit, as of and for the year ended September 30, 2025. This component unit was audited by another auditor whose report has been furnished to us, and as it relates to the items above for the Santa Rosa Island Authority, is based solely on the report of the other auditor.

Additional Matters

Section 10.554 (1)(i)3., *Rules of the Auditor General*, requires us to communicate noncompliance with provisions of contracts or grant agreements or abuse that have occurred or are likely to have occurred that have an effect on the financial statements that is less than material, but which warrants the attention of those charged with governance. In connection with our audit, we did not note any such findings.

Purpose of this Letter

Our management letter is intended solely for the information and use of the Legislative Auditing Committee, members of the Florida Senate and Florida House of Representatives, the Florida Auditor General, Federal and other granting agencies, and applicable management and is not intended to be and should not be used by anyone other than these specified parties.

Warren Averett, LLC

Pensacola, Florida
February 12, 2025

**INDEPENDENT AUDITORS' REPORT ON THE SCHEDULE OF RECEIPTS AND
EXPENDITURES OF FUNDS RELATED TO THE DEEPWATER HORIZON OIL SPILL**

The Honorable Board of County Commissioners
Escambia County, Florida

We have audited the financial statements of Escambia County, Florida as of and for the year ended September 30, 2024, and have issued our report thereon dated February 12, 2025, which contained an unmodified opinion on those financial statements. Our audit was performed for the purpose of forming an opinion on the financial statements as a whole.

The Schedule of Receipts and Expenditures of Funds related to the Deepwater Horizon Oil Spill on page 232 is presented for the purpose of additional analysis as required by Florida Statute 288.8018 and the Rules of the Auditor General Chapter 10.557(3)(f) and is not a required part of the financial statements. Such information is the responsibility of management and was derived from and relates directly to the underlying accounting and other records used to prepare the financial statements. The information has been subjected to the auditing procedures applied in the audit of the financial statements and certain additional procedures, including comparing and reconciling such information directly to the underlying accounting and other records used to prepare the financial statements or to the financial statements themselves, and other additional procedures in accordance with auditing standards generally accepted in the United States of America.

In our opinion, the information is fairly stated in all material respects in relation to the financial statements as a whole.

Warren Averett, LLC

Pensacola, Florida
February 12, 2025

Escambia County, Florida

**SCHEDULE OF RECEIPTS AND EXPENDITURES OF
FUNDS RELATED TO THE DEEPWATER HORIZON OIL SPILL
For the Fiscal Year Ended September 30, 2024**

Source	Amount Received in the 2023-2024 Fiscal Year	Amount Expended in the 2023-2024 Fiscal Year
Office of Gulf Coast Ecosystem Restoration:		
RESTORE MYIP ELEVEN MILE PONDS PLAN 1 RDCGR080049-01-00	\$ 506,475	\$ 189,858
RESTORE MYIP 11 MILE CREEK STREAM RESTORATION DESIGN 1 RDCGR080135-01-00	189,698	188,984
RESTORE MYIP SOAR WITH RESTORE WORKFORCE DEV 1 RDCGR080136-01-00	1,847	2,233
RESTORE MYIP BEULAH MASTER PLAN 1 RDCGR080139-01-00	502,829	479,529
RESTORE MYIP CONSTR OF PERDIDO BAY BOAT RAMP 1 RDCGR080161-01-00	1,896,349	1,468,287
RESTORE MYIP CONSTR OF PERDIDO KEY MULTI-USE PATH 1 RDCGR080164-01-00	3,930,453	3,899,075
RESTORE MYIP BROWNSVILLE INCUBATOR 1 RDCGR080410-01-00	175,435	176,135
RESTORE MYIP PERDIDO KEY ACCESS 1 RDCGR080411-01-00	2,175	2,846
RESTORE MYIP CRA COMPLETE STREET 1 RDCGR080412-01-00	412,762	414,012
RESTORE MYIP CRA COMMUNITY CENTER 1 RDCGR080413-01-00	1,642	2,922
RESTORE MYIP LITTLE SABINE BAY RESTORE PROGRAM 1 RDCGR080414-01-00	2,626	2,841
RESTORE MYIP CANTONMENT COM CENTER 1 RDCGR080415-01-00	77,238	77,754
GULF CONSORTIUM-BAYOU CHICO SEDIMENT 210025011.01	348,287	358,327
Florida Department of Environmental Protection:		
NRDA ERP DEP BOAT RAMPS S0779	54,888	75,960
NRDA ERP DEP CARPENTER CREEK DH006	423,014	125,703
NRDA PERDIDO PADDLE DH004	-	175,265
NRDA CARP CRK PARK DH012	51,317	33,488
NRDA INNERARTITY PARK OGC114	-	37,004
NRDA FT PICKENS RD LIGHTING F22AC00490	66,836	66,836
USDA Grant Funds:		
USDA NRCS MAM PENS BAY/PERDIDO RIVER N1220CPT0010979	9,308	6,739
	<u>\$ 8,653,179</u>	<u>\$ 7,783,798</u>

Note: This includes funds related to the Deepwater Horizon Oil Spill that are considered Federal Awards not audited as a major program or State financial assistance not audited as a major project. These expenditures are reported on the Schedule of Expenditures of Federal Awards and State Financial Assistance under Assistance Listing #21.015, #37.081, #15.658, and #87.052.

This does not include funds related to the Deepwater Horizon Oil Spill that are Federal awards audited as a major program or State financial assistance audited as a major project. The Schedule of Expenditures of Federal Awards and State Financial Assistance includes \$2,846,099 of Federal award expenditures (included for Federal Assistance Listing #87.051) that are audited as a major program and related to the Deepwater Horizon Oil Spill.

This schedule is prepared on the cash basis of accounting.

**INDEPENDENT AUDITORS' REPORT ON COMPLIANCE FOR EACH
MAJOR FEDERAL PROGRAM AND STATE PROJECT AND ON INTERNAL CONTROL
OVER COMPLIANCE REQUIRED BY THE UNIFORM GUIDANCE AND CHAPTER 10.550,
RULES OF THE AUDITOR GENERAL**

Honorable Board of County Commissioners
Escambia County, Florida

Report on Compliance for Each Major Federal Program and State Project

Opinion on Each Major Federal Program and State Project

We have audited Escambia County, Florida's (hereinafter referred to as "County") compliance with the types of compliance requirements identified as subject to audit in the OMB *Compliance Supplement*, and the requirements described in the State of Florida Department of Financial Services' *State Projects Compliance Supplement* that could have a direct and material effect on each of the County's major federal programs and state projects for the year ended September 30, 2024. The County's major federal programs and state projects are identified in the summary of auditor results section of the accompanying schedule of findings and questioned costs.

In our opinion, the County complied, in all material respects, with the types of compliance requirements referred to above that could have a direct and material effect on each of its major federal programs and state projects for the year ended September 30, 2024.

Basis for Opinion on Each Major Federal Program and State Project

We conducted our audit of compliance in accordance with auditing standards generally accepted in the United States of America; the standards applicable to financial audits contained in *Government Auditing Standards*, issued by the Comptroller General of the United States; the audit requirements of Title 2 U.S. *Code of Federal Regulations* Part 200, *Uniform Administrative Requirements, Cost Principles, and Audit Requirements for Federal Awards* (Uniform Guidance); and Chapter 10.550, *Rules of the Auditor General*. Our responsibilities under those standards, the Uniform Guidance and Chapter 10.550, *Rules of the Auditor General*, are further described in the Auditors' Responsibilities for the Audit of Compliance section of our report.

We are required to be independent of the County and to meet our other ethical responsibilities, in accordance with relevant ethical requirements relating to our audit. We believe that the audit evidence we have obtained is sufficient and appropriate to provide a basis for our opinion on compliance for each major federal program and state project. Our audit does not provide a legal determination of the County's compliance with the compliance requirements referred to above.

Responsibilities of Management for Compliance

Management is responsible for compliance with the requirements referred to above and for the design, implementation and maintenance of effective internal control over compliance with the requirements of laws, statutes, regulations, rules and provisions of contracts or grant agreements applicable to the County's federal programs and state projects.

Auditors' Responsibilities for the Audit of Compliance

Our objectives are to obtain reasonable assurance about whether material noncompliance with the compliance requirements referred to above occurred, whether due to fraud or error, and express an opinion on the County's compliance based on our audit. Reasonable assurance is a high level of assurance but is not absolute assurance and therefore is not a guarantee that an audit conducted in accordance with generally accepted auditing standards, *Government Auditing Standards*, the Uniform Guidance and Chapter 10.550, *Rules of the Auditor General*, will always detect material noncompliance when it exists. The risk of not detecting material noncompliance resulting from fraud is higher than for that resulting from error, as fraud may involve collusion, forgery, intentional omissions, misrepresentations or the override of internal control. Noncompliance with the compliance requirements referred to above is considered material if there is a substantial likelihood that, individually or in the aggregate, it would influence the judgment made by a reasonable user of the report on compliance about the County's compliance with the requirements of each major federal program and state project as a whole.

In performing an audit in accordance with generally accepted auditing standards, *Government Auditing Standards*, the Uniform Guidance and Chapter 10.550, *Rules of the Auditor General*, we:

- Exercise professional judgment and maintain professional skepticism throughout the audit.
- Identify and assess the risks of material noncompliance, whether due to fraud or error, and design and perform audit procedures responsive to those risks. Such procedures include examining, on a test basis, evidence regarding the County's compliance with the compliance requirements referred to above and performing such other procedures as we considered necessary in the circumstances.
- Obtain an understanding of the County's internal control over compliance relevant to the audit in order to design audit procedures that are appropriate in the circumstances and to test and report on internal control over compliance in accordance with the Uniform Guidance and the Florida Department of Financial Services *State Projects Compliance Supplement*, but not for the purpose of expressing an opinion on the effectiveness of the County's internal control over compliance. Accordingly, no such opinion is expressed.

We are required to communicate with those charged with governance regarding, among other matters, the planned scope and timing of the audit and any significant deficiencies and material weaknesses in internal control over compliance that we identified during the audit.

Report on Internal Control over Compliance

A deficiency in internal control over compliance exists when the design or operation of a control over compliance does not allow management or employees, in the normal course of performing their assigned functions, to prevent, or detect and correct, noncompliance with a type of compliance requirement of a federal program or state project on a timely basis. *A material weakness in internal control over compliance* is a deficiency, or a combination of deficiencies, in internal control over compliance, such that there is a reasonable possibility that material noncompliance with a type of compliance requirement of a federal program or state project will not be prevented, or detected and corrected, on a timely basis. *A significant deficiency in internal control over compliance* is a deficiency, or a combination of deficiencies, in internal control over compliance with a type of compliance requirement of a federal program or state project that is less severe than a material weakness in internal control over compliance, yet important enough to merit attention by those charged with governance.

Our consideration of internal control over compliance was for the limited purpose described in the Auditors' Responsibilities for the Audit of Compliance section above and was not designed to identify all deficiencies in internal control over compliance that might be material weaknesses or significant deficiencies in internal control over compliance. Given these limitations, during our audit we did not identify any deficiencies in internal control over compliance that we consider to be material weaknesses, as defined above. However, material weaknesses or significant deficiencies in internal control over compliance may exist that were not identified.

Our audit was not designed for the purpose of expressing an opinion on the effectiveness of internal control over compliance. Accordingly, no such opinion is expressed.

Report on Schedule of Expenditures of Federal Awards Required by the Uniform Guidance and Chapter 10.550, *Rules of the Auditor General*

We have audited the financial statements of the governmental activities, the business-type activities, each major fund and the aggregate remaining fund information of Escambia County, Florida, as of and for the year ended September 30, 2024, and the related notes to the financial statements, which collectively comprise the County's basic financial statements. We issued our report thereon dated February 12, 2025, which contained unmodified opinions on those financial statements. Our audit was performed for the purpose of forming opinions on the financial statements that collectively comprise the basic financial statements. The accompanying Schedule of Expenditures of Federal Awards and State Financial Assistance is presented for the purposes of additional analysis as required by the Uniform Guidance and Chapter 10.550, *Rules of the Auditor General*, and is not a required part of the basic financial statements.

Such information is the responsibility of management and was derived from and relates directly to the underlying accounting and other records used to prepare the basic financial statements. The information has been subjected to the auditing procedures applied in the audit of the financial statements and certain additional procedures, including comparing and reconciling such information directly to the underlying accounting and other records used to prepare the basic financial statements or to the basic financial statements themselves, and other additional procedures in accordance with auditing standards generally accepted in the United States of America. In our opinion, the Schedule of Expenditures of Federal Awards and State Financial Assistance is fairly stated in all material respects in relation to the basic financial statements as a whole.

The purpose of this report on internal control over compliance is solely to describe the scope of our testing of internal control over compliance and the results of that testing based on the requirements of the Uniform Guidance and Chapter 10.550, *Rules of the Auditor General*. Accordingly, this report is not suitable for any other purpose.

Warren Averett, LLC

Pensacola, Florida
February 12, 2025

**ESCAMBIA COUNTY, FLORIDA
SCHEDULE OF EXPENDITURES OF FEDERAL AWARDS
AND STATE FINANCIAL ASSISTANCE
FOR THE YEAR ENDED SEPTEMBER 30, 2024**

Federal and State Grantor/ Program Title	Pass-Through/ Direct	Assistance Listing Number	Contract / Grant Number	Expenditures	Expenditures to Subrecipients
FEDERAL AWARDS					
GULF COAST ECOSYSTEM RESTORATION COUNCIL					
GULF COAST ECOSYSTEM RESTORATION COUNCIL COMPREHENSIVE PLAN COMPONENT PROGRAM	FLORIDA DEPARTMENT OF ENVIRONMENTAL PROTECTION	87.051	RES09	\$ 33,494	\$ -
GULF COAST ECOSYSTEM RESTORATION COUNCIL COMPREHENSIVE PLAN COMPONENT PROGRAM	FLORIDA DEPARTMENT OF ENVIRONMENTAL PROTECTION	87.051	G0448	12,248	-
GULF COAST ECOSYSTEM RESTORATION COUNCIL COMPREHENSIVE PLAN COMPONENT PROGRAM	FLORIDA DEPARTMENT OF ENVIRONMENTAL PROTECTION	87.051	RES04	2,800,357	-
SUBTOTAL				2,846,099	-
GULF COAST ECOSYSTEM RESTORATION COUNCIL OIL SPILL IMPACT PROGRAM	GULF CONSORTIUM	87.052	210025011.01	310,174	-
U.S. DEPARTMENT OF AGRICULTURE					
COOPERATIVE FORESTRY ASSISTANCE	FLORIDA DEPARTMENT OF AGRICULTURE AND CONSUMER SERVICES	10.664	29555	28,300	-
COOPERATIVE FORESTRY ASSISTANCE	FLORIDA DEPARTMENT OF AGRICULTURE AND CONSUMER SERVICES	10.664	29919	31,683	-
COOPERATIVE FORESTRY ASSISTANCE	FLORIDA DEPARTMENT OF AGRICULTURE AND CONSUMER SERVICES	10.664	31099	849	-
SUBTOTAL				60,832	-
U.S. DEPARTMENT OF COMMERCE					
NOAA MISSION-RELATED EDUCATION AWARDS	DIRECT	11.008	NA22NMF0080234	6,103	-
SEA GRANT SUPPORT	THE UNIVERSITY OF SOUTHERN MISSISSIPPI	11.417	8006105-01.01-R/MG/COP-47 PPBEP	14,178	-
U.S. DEPARTMENT OF HEALTH AND HUMAN SERVICES					
CHILD SUPPORT SERVICES	FLORIDA DEPARTMENT OF REVENUE	93.563	CSU17	29,581	-
CHILD SUPPORT SERVICES	FLORIDA DEPARTMENT OF REVENUE	93.563	COC17	472,127	-
SUBTOTAL				501,708	-
U.S. DEPARTMENT OF HOMELAND SECURITY					
DISASTER GRANTS - PUBLIC ASSISTANCE	FLORIDA DIVISION OF EMERGENCY MANAGEMENT	97.036	15-SP-8Z-01-27-02-514	117,087	-
DISASTER GRANTS - PUBLIC ASSISTANCE	FLORIDA DIVISION OF EMERGENCY MANAGEMENT	97.036	Z2564	863,668	-
COVID-19 DISASTER GRANTS - PUBLIC ASSISTANCE	FLORIDA DIVISION OF EMERGENCY MANAGEMENT	97.036	Z1785	6,582	-
DISASTER GRANTS - PUBLIC ASSISTANCE	FLORIDA DIVISION OF EMERGENCY MANAGEMENT	97.036	D1479	8,815	-
DISASTER GRANTS - PUBLIC ASSISTANCE	FLORIDA DIVISION OF EMERGENCY MANAGEMENT	97.036	A0503	27,077	-
SUBTOTAL				1,023,229	-
HAZARD MITIGATION GRANT	FLORIDA DIVISION OF EMERGENCY MANAGEMENT	97.039	19HM-H4-01-27-01-201	21,267	-
HAZARD MITIGATION GRANT	FLORIDA DIVISION OF EMERGENCY MANAGEMENT	97.039	H0773	3,373,269	-
HAZARD MITIGATION GRANT	FLORIDA DIVISION OF EMERGENCY MANAGEMENT	97.039	H0869	118	-
HAZARD MITIGATION GRANT	FLORIDA DIVISION OF EMERGENCY MANAGEMENT	97.039	H0870	118	-
HAZARD MITIGATION GRANT	FLORIDA DIVISION OF EMERGENCY MANAGEMENT	97.039	H0846	118	-
HAZARD MITIGATION GRANT	FLORIDA DIVISION OF EMERGENCY MANAGEMENT	97.039	H0955	118	-
SUBTOTAL				3,395,008	-
EMERGENCY MANAGEMENT PERFORMANCE GRANTS	FLORIDA DIVISION OF EMERGENCY MANAGEMENT	97.042	G0504	97,533	-
EMERGENCY MANAGEMENT PERFORMANCE GRANTS	FLORIDA DIVISION OF EMERGENCY MANAGEMENT	97.042	23-06	9,971	-
SUBTOTAL				107,504	-
PORT SECURITY GRANT PROGRAM	DIRECT	97.056	EMW-2024-PU-05621	788,514	-
HOMELAND SECURITY GRANT PROGRAM	FLORIDA DIVISION OF EMERGENCY MANAGEMENT	97.067	R0577	16,402	-
HOMELAND SECURITY GRANT PROGRAM	FLORIDA DIVISION OF EMERGENCY MANAGEMENT	97.067	R0909	106,272	-
SUBTOTAL				122,674	-

See accompanying notes to the schedule of expenditures of federal awards and state financial assistance.

**ESCAMBIA COUNTY, FLORIDA
SCHEDULE OF EXPENDITURES OF FEDERAL AWARDS
AND STATE FINANCIAL ASSISTANCE
FOR THE YEAR ENDED SEPTEMBER 30, 2024**

U.S. DEPARTMENT OF HOUSING AND URBAN DEVELOPMENT

COMMUNITY DEVELOPMENT BLOCK GRANTS/ENTITLEMENT GRANTS	DIRECT	14.218	B-19-UC-12-0012	\$ 127,534	\$ -
COMMUNITY DEVELOPMENT BLOCK GRANTS/ENTITLEMENT GRANTS	DIRECT	14.218	B-20-UC-12-0012	4,342	-
COMMUNITY DEVELOPMENT BLOCK GRANTS/ENTITLEMENT GRANTS	DIRECT	14.218	B-20-UW-12-0012	616,650	-
COMMUNITY DEVELOPMENT BLOCK GRANTS/ENTITLEMENT GRANTS	DIRECT	14.218	B-21-UC-12-0012	366,127	-
COMMUNITY DEVELOPMENT BLOCK GRANTS/ENTITLEMENT GRANTS	DIRECT	14.218	B-22-UC-12-0012	30,739	-
COMMUNITY DEVELOPMENT BLOCK GRANTS/ENTITLEMENT GRANTS	DIRECT	14.218	B-23-UC-12-0012	457,428	-
CDBG ENTITLEMENT GRANTS CLUSTER SUBTOTAL				1,602,820	-
COMMUNITY DEVELOPMENT BLOCK GRANTS/STATE'S PROGRAM AND NON-ENTITLEMENT GRANTS IN HAWAII	FLORIDA DEPARTMENT OF COMMERCE	14.228	HS004	74	-
COMMUNITY DEVELOPMENT BLOCK GRANTS/STATE'S PROGRAM AND NON-ENTITLEMENT GRANTS IN HAWAII	FLORIDA DEPARTMENT OF COMMERCE	14.228	HS005	74	-
COMMUNITY DEVELOPMENT BLOCK GRANTS/STATE'S PROGRAM AND NON-ENTITLEMENT GRANTS IN HAWAII	FLORIDA DEPARTMENT OF COMMERCE	14.228	HS009	74	-
COMMUNITY DEVELOPMENT BLOCK GRANTS/STATE'S PROGRAM AND NON-ENTITLEMENT GRANTS IN HAWAII	FLORIDA DEPARTMENT OF COMMERCE	14.228	HS011	15	-
COMMUNITY DEVELOPMENT BLOCK GRANTS/STATE'S PROGRAM AND NON-ENTITLEMENT GRANTS IN HAWAII	FLORIDA DEPARTMENT OF COMMERCE	14.228	HS018	74	-
SUBTOTAL				311	-
HOME INVESTMENT PARTNERSHIPS PROGRAM	DIRECT	14.239	M-16-DC-12-0225	283,884	-
HOME INVESTMENT PARTNERSHIPS PROGRAM	DIRECT	14.239	M-17-DC-12-0225	249,883	-
HOME INVESTMENT PARTNERSHIPS PROGRAM	DIRECT	14.239	M-18-DC-12-0225	138,584	-
HOME INVESTMENT PARTNERSHIPS PROGRAM	DIRECT	14.239	M-22-DC-12-0225	22,590	22,590
HOME INVESTMENT PARTNERSHIPS PROGRAM	DIRECT	14.239	M-23-DC-12-0225	60,832	22,248
SUBTOTAL				755,773	44,838

U.S. DEPARTMENT OF THE INTERIOR

NATURAL RESOURCE DAMAGE ASSESSMENT AND RESTORATION	DIRECT	15.658	F22AC00490	66,836	-
NATURAL RESOURCE DAMAGE ASSESSMENT AND RESTORATION	DIRECT	15.658	N1220CPT0010979	6,789	-
SUBTOTAL				73,625	-

U.S. DEPARTMENT OF JUSTICE

NATIONAL CRIMINAL HISTORY IMPROVEMENT PROGRAM (NCHIP)	FLORIDA DEPARTMENT OF LAW ENFORCEMENT	16.554	CF001/LIV23	20,480	-
CRIME VICTIM ASSISTANCE/DISCRETIONARY GRANTS	NATIONAL ASSOCIATION OF VOCA ASSISTANCE ADMINISTRATORS	16.582	24-1461	3,213	-
PREA PROGRAM: STRATEGIC SUPPORT FOR PREA IMPLEMENTATION	DIRECT	16.735	2019-RP-BX-0008	19,856	-
EDWARD BYRNE MEMORIAL JUSTICE ASSISTANCE GRANT PROGRAM	DIRECT	16.738	15PBJA-21-GG-01339-JAGX	1,700	-
EDWARD BYRNE MEMORIAL JUSTICE ASSISTANCE GRANT PROGRAM	DIRECT	16.738	15PBJA-22-GG-02120-JAGX	118,078	-
EDWARD BYRNE MEMORIAL JUSTICE ASSISTANCE GRANT PROGRAM	DIRECT	16.738	15PBJA-23-GG-03302-JAGX	41,255	-
EDWARD BYRNE MEMORIAL JUSTICE ASSISTANCE GRANT PROGRAM	FLORIDA DEPARTMENT OF LAW ENFORCEMENT	16.738	R7146	15,000	-
EDWARD BYRNE MEMORIAL JUSTICE ASSISTANCE GRANT PROGRAM	FLORIDA DEPARTMENT OF LAW ENFORCEMENT	16.738	R7135	35,780	-
EDWARD BYRNE MEMORIAL JUSTICE ASSISTANCE GRANT PROGRAM	FLORIDA DEPARTMENT OF LAW ENFORCEMENT	16.738	R7191	19,052	-
SUBTOTAL				230,865	-

U.S. DEPARTMENT OF TRANSPORTATION

HIGHWAY PLANNING AND CONSTRUCTION	FLORIDA DEPARTMENT OF TRANSPORTATION	20.205	G2175	73,140	-
RECREATIONAL TRAILS PROGRAM	FLORIDA DEPARTMENT OF ENVIRONMENTAL PROTECTION	20.219	T1924	320,000	-
FEDERAL TRANSIT_FORMULA GRANTS	DIRECT	20.507	FL-90-X848-00	156,919	-
FEDERAL TRANSIT_FORMULA GRANTS	DIRECT	20.507	FL-90-X877-00	38,016	-
FEDERAL TRANSIT_FORMULA GRANTS	DIRECT	20.507	FL-90-X938-00	117,711	-
FEDERAL TRANSIT_FORMULA GRANTS	DIRECT	20.507	FL-90-X990-00	63,954	-
FEDERAL TRANSIT_FORMULA GRANTS	DIRECT	20.507	FL-2019-059-00	64,022	-
FEDERAL TRANSIT_FORMULA GRANTS	DIRECT	20.507	FL-2020-052-00	70,569	-
COVID-19 FEDERAL TRANSIT_FORMULA GRANTS	DIRECT	20.507	FL-2020-056-00	1,265,093	-
FEDERAL TRANSIT_FORMULA GRANTS	DIRECT	20.507	FL-2022-007-00	219,322	-
COVID-19 FEDERAL TRANSIT_FORMULA GRANTS	DIRECT	20.507	FL-2022-008-00	1,350,000	-
FEDERAL TRANSIT_FORMULA GRANTS	DIRECT	20.507	FL-2023-025-00	2,804,859	-
BUSES AND BUS FACILITIES FORMULA, COMPETITIVE, AND LOW OR NO EMISSIONS PROGRAMS.	DIRECT	20.526	FL-34-0030-00	9,974	-
BUSES AND BUS FACILITIES FORMULA, COMPETITIVE, AND LOW OR NO EMISSIONS PROGRAMS.	DIRECT	20.526	FL-2020-109-00	193,109	-
FEDERAL TRANSIT CLUSTER SUBTOTAL				6,353,548	-
FORMULA GRANTS FOR RURAL AREAS AND TRIBAL TRANSIT PROGRAM	FLORIDA DEPARTMENT OF TRANSPORTATION	20.509	G2S86	89,872	-
FORMULA GRANTS FOR RURAL AREAS AND TRIBAL TRANSIT PROGRAM	FLORIDA DEPARTMENT OF TRANSPORTATION	20.509	G2755	97,656	-
SUBTOTAL				187,528	-

See accompanying notes to the schedule of expenditures of federal awards and state financial assistance.

**ESCAMBIA COUNTY, FLORIDA
SCHEDULE OF EXPENDITURES OF FEDERAL AWARDS
AND STATE FINANCIAL ASSISTANCE
FOR THE YEAR ENDED SEPTEMBER 30, 2024**

U.S. DEPARTMENT OF THE TREASURY

RESOURCES AND ECOSYSTEMS SUSTAINABILITY, TOURIST OPPORTUNITIES, AND REVIVED ECONOMIES OF THE GULF COAST STATES	DIRECT	21.015	RDCGR080049	\$ 29,135	\$ -
RESOURCES AND ECOSYSTEMS SUSTAINABILITY, TOURIST OPPORTUNITIES, AND REVIVED ECONOMIES OF THE GULF COAST STATES	DIRECT	21.015	RDCGR080135	190,624	-
RESOURCES AND ECOSYSTEMS SUSTAINABILITY, TOURIST OPPORTUNITIES, AND REVIVED ECONOMIES OF THE GULF COAST STATES	DIRECT	21.015	RDCGR080136	1,956	-
RESOURCES AND ECOSYSTEMS SUSTAINABILITY, TOURIST OPPORTUNITIES, AND REVIVED ECONOMIES OF THE GULF COAST STATES	DIRECT	21.015	RDCGR080139	312,239	-
RESOURCES AND ECOSYSTEMS SUSTAINABILITY, TOURIST OPPORTUNITIES, AND REVIVED ECONOMIES OF THE GULF COAST STATES	DIRECT	21.015	RDCGR080161	823,734	-
RESOURCES AND ECOSYSTEMS SUSTAINABILITY, TOURIST OPPORTUNITIES, AND REVIVED ECONOMIES OF THE GULF COAST STATES	DIRECT	21.015	RDCGR080164	3,379,605	-
RESOURCES AND ECOSYSTEMS SUSTAINABILITY, TOURIST OPPORTUNITIES, AND REVIVED ECONOMIES OF THE GULF COAST STATES	DIRECT	21.015	RDCGR080410	235,111	-
RESOURCES AND ECOSYSTEMS SUSTAINABILITY, TOURIST OPPORTUNITIES, AND REVIVED ECONOMIES OF THE GULF COAST STATES	DIRECT	21.015	RDCGR080411	2,846	-
RESOURCES AND ECOSYSTEMS SUSTAINABILITY, TOURIST OPPORTUNITIES, AND REVIVED ECONOMIES OF THE GULF COAST STATES	DIRECT	21.015	RDCGR080412	453,635	-
RESOURCES AND ECOSYSTEMS SUSTAINABILITY, TOURIST OPPORTUNITIES, AND REVIVED ECONOMIES OF THE GULF COAST STATES	DIRECT	21.015	RDCGR080413	2,922	-
RESOURCES AND ECOSYSTEMS SUSTAINABILITY, TOURIST OPPORTUNITIES, AND REVIVED ECONOMIES OF THE GULF COAST STATES	DIRECT	21.015	RDCGR080414	2,841	-
RESOURCES AND ECOSYSTEMS SUSTAINABILITY, TOURIST OPPORTUNITIES, AND REVIVED ECONOMIES OF THE GULF COAST STATES	DIRECT	21.015	RDCGR080415	101,558	-
SUBTOTAL				5,536,206	-
COVID-19 EMERGENCY RENTAL ASSISTANCE PROGRAM	DIRECT	21.023	ERAE0242	262,843	-
COVID-19 CORONAVIRUS STATE AND LOCAL FISCAL RECOVERY FUNDS	DIRECT	21.027	SLFRP2107	17,727,086	1,302,546
COVID-19 CORONAVIRUS STATE AND LOCAL FISCAL RECOVERY FUNDS	FLORIDA DEPARTMENT OF ENVIRONMENTAL PROTECTION	21.027	22FRP85	281,406	-
SUBTOTAL				18,008,492	1,302,546
COVID-19 LOCAL ASSISTANCE AND TRIBAL CONSISTENCY FUND	DIRECT	21.032	LATCF00963	7,530	-
U.S. ENVIRONMENTAL PROTECTION AGENCY					
GEOPGRAPHIC PROGRAMS - GULF OF MEXICO PROGRAM	DIRECT	66.475	01D08220	75,449	-
BROWNFIELDS MULTIPURPOSE, ASSESSMENT, REVOLVING LOAN FUND, AND CLEANUP COOPERATIVE AGREEMENTS	DIRECT	66.818	02D09521	22,729	-
U.S. EXECUTIVE OFFICE OF THE PRESIDENT					
HIGH INTENSITY DRUG TRAFFICKING AREAS PROGRAM	SANTA ROSA COUNTY SHERIFF'S OFFICE	95.001	G24GC0007A	19,413	-
TOTAL FEDERAL FINANCIAL ASSISTANCE				42,749,844	1,347,384
STATE FINANCIAL ASSISTANCE					
EXECUTIVE OFFICE OF THE GOVERNOR					
EMERGENCY MANAGEMENT PROGRAMS	DIRECT	31.063	A0394	85,694	-
EMERGENCY MANAGEMENT PROJECTS	DIRECT	31.067	T0295	8,891	-
FLORIDA DEPARTMENT OF AGRICULTURE AND CONSUMER SERVICES					
MOSQUITO CONTROL	DIRECT	42.003	30634	37,749	-
FLORIDA DEPARTMENT OF ECONOMIC OPPORTUNITY					
ECONOMIC DEVELOPMENT PARTNERSHIPS	DIRECT	40.040	S0172	230,330	-
REGIONAL RURAL DEVELOPMENT AND RURAL INFRASTRUCTURE FUND	DIRECT	40.042	S0162	149,092	-

See accompanying notes to the schedule of expenditures of federal awards and state financial assistance.

**ESCAMBIA COUNTY, FLORIDA
SCHEDULE OF EXPENDITURES OF FEDERAL AWARDS
AND STATE FINANCIAL ASSISTANCE
FOR THE YEAR ENDED SEPTEMBER 30, 2024**

FLORIDA DEPARTMENT OF ENVIRONMENTAL PROTECTION					
EARLY RESTORATION DEEPWATER HORIZON OIL SPILL	DIRECT	37.081	S0779	\$ 75,199	\$ -
EARLY RESTORATION DEEPWATER HORIZON OIL SPILL	DIRECT	37.081	DH004	315,630	-
EARLY RESTORATION DEEPWATER HORIZON OIL SPILL	DIRECT	37.081	DH006	92,275	-
EARLY RESTORATION DEEPWATER HORIZON OIL SPILL	DIRECT	37.081	DH012	24,339	-
EARLY RESTORATION DEEPWATER HORIZON OIL SPILL	DIRECT	37.081	DH017	19,502	-
SUBTOTAL				<u>526,945</u>	-
RESILIENT FLORIDA PROGRAMS	DIRECT	37.098	22SRP15	1,284,223	-
RESILIENT FLORIDA PROGRAMS	DIRECT	37.098	22PLN34	41,314	-
SUBTOTAL				<u>1,325,537</u>	-
FLORIDA DEPARTMENT OF EDUCATION AND COMMISSIONER OF EDUCATION					
COACH AARON FEIS GUARDIAN PROGRAM	DIRECT	48.140	96Z-90210-4D001	210,859	-
FLORIDA DEPARTMENT OF HEALTH					
COUNTY GRANT AWARDS	DIRECT	64.005	C1017	21,841	-
FLORIDA DEPARTMENT OF LAW ENFORCEMENT					
ESCAMBIA COUNTY GUN VIOLENCE REDUCTION	DIRECT	71.090	L8017	420,000	-
FY2023-24 FDLE DRONE REPLACEMENT PROGRAM	DIRECT	71.092	3X012	16,916	-
LOCAL FIREARMS SAFETY TRAINING PROGRAM	DIRECT	71.103	9H028	30,211	-
FY23-24 STATE ASSISTANCE FOR FENTANYL ERADICATION (S.A.F.E.) IN FLORIDA PROGRAM	DIRECT	71.122	2023-SAFE-SF-009	201,700	-
FLORIDA DEPARTMENT OF MANAGEMENT SERVICES					
PREPAID NEXT GENERATION 911 (NG911) STATE GRANT PROGRAM	DIRECT	72.003	S21-22-05-14	294,575	-
PREPAID NEXT GENERATION 911 (NG911) STATE GRANT PROGRAM	DIRECT	72.003	S17-21-02-54	159,900	-
PREPAID NEXT GENERATION 911 (NG911) STATE GRANT PROGRAM	DIRECT	72.003	S17-21-02-55	109,074	-
SUBTOTAL				<u>563,549</u>	-
FLORIDA DEPARTMENT OF STATE AND SECRETARY OF STATE					
STATE AID TO LIBRARIES	DIRECT	45.030	24-ST-92	95,796	-
FLORIDA DEPARTMENT OF TRANSPORTATION					
COMMISSION FOR THE TRANSPORTATION DISADVANTAGED (CTD) TRIP AND EQUIPMENT GRANT PROGRAM	DIRECT	55.001	G2K40	561,402	-
COMMISSION FOR THE TRANSPORTATION DISADVANTAGED (CTD) TRIP AND EQUIPMENT GRANT PROGRAM	DIRECT	55.001	G2Z08	216,132	-
SUBTOTAL				<u>777,534</u>	-
PUBLIC TRANSIT BLOCK GRANT PROGRAM	DIRECT	55.010	G2R35	1,207,367	-
TRANSIT CORRIDOR PROGRAM	DIRECT	55.013	G2Q94	365,450	-
TRANSIT CORRIDOR PROGRAM	DIRECT	55.013	G2F63	155,176	-
SUBTOTAL				<u>520,626</u>	-
FLORIDA FISH AND WILDLIFE CONSERVATION COMMISSION					
DERELICT VESSEL REMOVAL PROGRAM	DIRECT	77.005	23134	13,757	-
DERELICT VESSEL REMOVAL PROGRAM	DIRECT	77.005	23139	8,215	-
DERELICT VESSEL REMOVAL PROGRAM	DIRECT	77.005	23146	6,616	-
DERELICT VESSEL REMOVAL PROGRAM	DIRECT	77.005	23226	19,456	-
DERELICT VESSEL REMOVAL PROGRAM	DIRECT	77.005	24009	8,959	-
DERELICT VESSEL REMOVAL PROGRAM	DIRECT	77.005	24026	5,211	-
DERELICT VESSEL REMOVAL PROGRAM	DIRECT	77.005	24027	9,124	-
DERELICT VESSEL REMOVAL PROGRAM	DIRECT	77.005	24044	9,381	-
DERELICT VESSEL REMOVAL PROGRAM	DIRECT	77.005	24105	39,453	-
SUBTOTAL				<u>120,172</u>	-
ARTIFICIAL REEF GRANTS PROGRAM	DIRECT	77.007	21216	19,629	-
ARTIFICIAL REEF GRANTS PROGRAM	DIRECT	77.007	22212	212	-
SUBTOTAL				<u>19,841</u>	-
FLORIDA HOUSING FINANCE CORPORATION					
STATE HOUSING INITIATIVES PARTNERSHIP PROGRAM (SHIP)	DIRECT	40.901	2022 SHIP	347,001	-
STATE HOUSING INITIATIVES PARTNERSHIP PROGRAM (SHIP)	DIRECT	40.901	2023 SHIP	1,487,067	-
STATE HOUSING INITIATIVES PARTNERSHIP PROGRAM (SHIP)	DIRECT	40.901	2024 SHIP	1,545,561	62,921
SUBTOTAL				<u>3,379,629</u>	<u>62,921</u>
TOTAL STATE FINANCIAL ASSISTANCE				<u>\$ 9,950,279</u>	<u>\$ 62,921</u>
TOTAL FEDERAL AWARDS AND STATE FINANCIAL ASSISTANCE				<u>\$ 52,700,123</u>	<u>\$ 1,410,305</u>

See accompanying notes to the schedule of expenditures of federal awards and state financial assistance.

**ESCAMBIA COUNTY FLORIDA
NOTES TO THE SCHEDULE OF EXPENDITURES OF FEDERAL AWARDS
AND STATE FINANCIAL ASSISTANCE
FOR THE YEAR ENDED SEPTEMBER 30, 2024**

NOTE A – BASIS OF PRESENTATION

The information in this schedule is presented in accordance with the requirements of Title 2 U.S. Code of Federal Regulations (CFR) Part 200, *Uniform Administrative Requirements, Cost Principles, and Audit Requirements for Federal Awards* (Uniform Guidance) and Chapter 10.550, *Rules of the Auditor General*. Therefore, some amounts presented in this schedule may differ from amounts presented in or used in the preparation of the basic financial statements.

NOTE B – SUMMARY OF SIGNIFICANT ACCOUNTING POLICIES

The accompanying Schedule of Expenditures of Federal Awards and State Financial Assistance includes the federal and state grant activity of Escambia County, Florida, under programs of the federal and state government for the year ended September 30, 2024. Expenditures reported on the schedule are reported on the modified accrual basis of accounting. Escambia County, Florida, did not elect to utilize the ten percent de minimis indirect cost rate allowed under the Uniform Guidance.

NOTE C – MATCH

The County's match on Federal Transit Administration grants is received from the State of Florida as a non-cash award via Florida Toll Road Credits.

NOTE D – EXPENDITURES INCURRED IN PRIOR FISCAL YEAR

Total Federal Assistance Listing No. 97.036 expenditures of \$498,301 were incurred in a prior fiscal year and obligated by FEMA in the current fiscal year.

**ESCAMBIA COUNTY FLORIDA
SCHEDULE OF FINDINGS AND QUESTIONED COSTS
FOR THE YEAR ENDED SEPTEMBER 30, 2024**

A. SUMMARY OF AUDITOR RESULTS

FINANCIAL STATEMENTS

Type of auditors' report issued: Unmodified Opinion
Internal control over financial reporting:
Material weakness(es) identified? _____ yes no
Significant deficiency (ies) identified that are
not considered to be material weakness(es)? _____ yes none reported
Noncompliance material to financial statements
noted? _____ yes no

FEDERAL AWARDS AND STATE FINANCIAL ASSISTANCE

Internal control over major programs:
Material weakness(es) identified? _____ yes no
Significant deficiency(ies) identified that are
not considered to be material weakness(es)? _____ yes none reported
Type of auditors' report issued on compliance
for major programs: Unmodified Opinion
Any audit findings disclosed that are required
to be reported in accordance with the Uniform
Guidance or Chapter 10.550, Rules of
the Auditor General? _____ yes no

IDENTIFICATION OF MAJOR PROGRAMS

Federal Programs

Federal Assistance Listing No. 21.027 Coronavirus State and local Fiscal Recovery Funds
Federal Assistance Listing No. 87.051 Gulf Coast Ecosystem Restoration Council
Comprehensive Plan Component Program

Dollar threshold used to distinguish
between type A and type B programs: \$ 1,282,495
Auditee qualified as low-risk auditee? yes _____ no

**ESCAMBIA COUNTY FLORIDA
SCHEDULE OF FINDINGS AND QUESTIONED COSTS – CONTINUED
FOR THE YEAR ENDED SEPTEMBER 30, 2024**

A. SUMMARY OF AUDITOR RESULTS – CONTINUED

State Projects

State Assistance Listing No. 37.098 Resilient Florida Program
State Assistance Listing No. 40.901 State Housing Initiatives Partnership Program
State Assistance Listing No. 55.001 Florida Commission for the Transportation
Disadvantaged (CTD) Trip and Equipment Grant Program

Dollar threshold used to distinguish
between type A and type B projects: \$ 750,000

B. FINANCIAL STATEMENT FINDINGS

There were no findings, which were required to be reported in accordance with government auditing standards generally accepted in the United States of America.

C. FINDINGS AND QUESTIONED COSTS – MAJOR FEDERAL PROGRAMS

There were no findings, which were required to be reported in accordance with the Uniform Guidance.

D. FINDINGS AND QUESTIONED COSTS – MAJOR STATE PROJECTS

There were no findings, which were required to be reported in accordance with Chapter 10.550, *Rules of the Auditor General*.

Supporting Financial Statements

The following Statements and Compliance Reports are presented to demonstrate compliance with the rules of the Auditor General of the State of Florida:

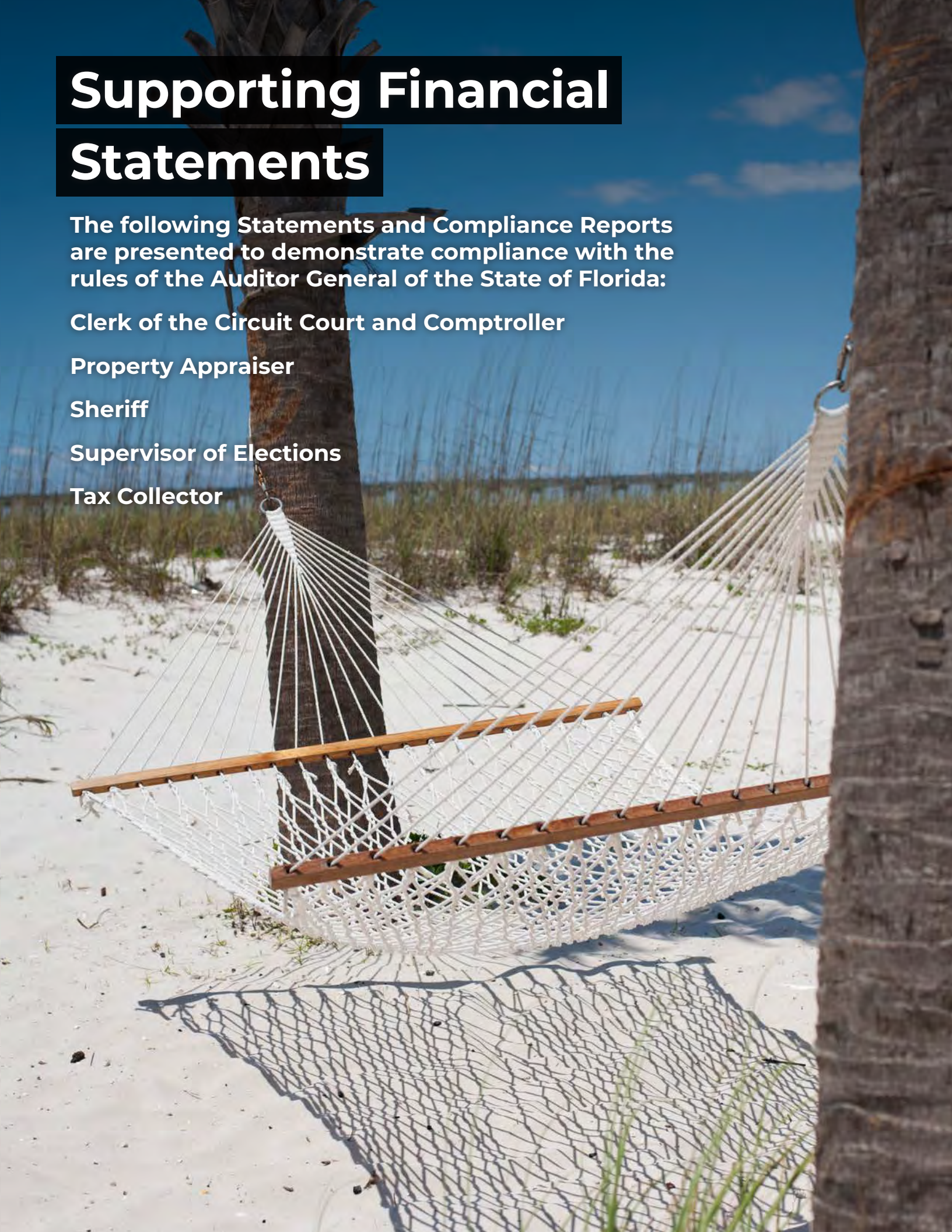
Clerk of the Circuit Court and Comptroller

Property Appraiser

Sheriff

Supervisor of Elections

Tax Collector



**FINANCIAL STATEMENTS AND
SUPPLEMENTAL REPORTS**

**ESCAMBIA COUNTY, FLORIDA
CLERK OF THE CIRCUIT COURT AND COMPTROLLER**

SEPTEMBER 30, 2024

**FINANCIAL STATEMENTS AND
SUPPLEMENTAL REPORTS**

**ESCAMBIA COUNTY, FLORIDA, CLERK OF THE CIRCUIT COURT AND COMPTROLLER
SEPTEMBER 30, 2024**

TABLE OF CONTENTS

Independent Auditors' Report	1
Financial Statements	
Balance Sheet – Governmental Funds.....	4
Statement of Revenues, Expenditures and Changes in Fund Balance – Governmental Funds.....	5
Internal Service Fund	
Statement of Net Position.....	6
Statement of Revenues, Expenses and Changes in Net Position	7
Statement of Cash Flows.....	8
Custodial Funds	
Statement of Fiduciary Net Position	9
Statement of Changes in Fiduciary Net Position.....	10
Notes to the Financial Statements.....	11
Required Supplementary Information	
Schedule of Revenues, Expenditures and Changes in Fund Balance – Budget and Actual – General Fund.....	19
Schedule of Revenues, Expenditures and Changes in Fund Balance – Budget and Actual – Public Records Modernization Fund.....	20
Notes to The Required Supplementary Information.....	21
Other Supplementary Information	
Combining and Individual Fund Financial Statements and Schedules	
Combining Balance Sheet – General Fund by Category.....	22
Combining Statement of Revenues, Expenditures and Changes in Fund Balance – General Fund by Category.....	23
Combining Schedule of Revenues, Expenditures and Changes in Fund Balance – Budget and Actual – General Fund by Category.....	24
Combining Statement of Fiduciary Net Position – Custodial Funds.....	27
Combining Statement of Changes in Fiduciary Net Position - Custodial Funds.....	28
Independent Auditors' Report on Internal Control Over Financial Reporting and on Compliance and Other Matters Based on an Audit of the Financial Statements Performed in Accordance with <i>Government Auditing Standards</i>	29
Independent Accountants' Report on Examination of Compliance Requirements Performed in Accordance with Chapter 10.550, Rules of the Auditor General	31
Management Letter	32
Schedule of Findings and Responses	34

INDEPENDENT AUDITORS' REPORT

Honorable Pam Childers
Escambia County, Florida, Clerk of the Circuit Court and Comptroller

Opinions

We have audited the accompanying financial statements of each major fund, and the aggregate remaining fund information of the Office of the Clerk of the Circuit Court and Comptroller of Escambia County, Florida (the Clerk), as of and for the year ended September 30, 2024, and the related notes to the financial statements, which collectively comprise the Clerk's financial statements as listed in the table of contents.

In our opinion, the financial statements referred to above present fairly, in all material respects, the respective financial position of each major fund and the aggregate remaining fund information of the Clerk, as of September 30, 2024, and the respective changes in financial position and, where applicable, cash flows thereof for the year then ended in accordance with accounting principles generally accepted in the United States of America.

Basis for Opinions

We conducted our audit in accordance with auditing standards generally accepted in the United States of America (GAAS) and the standards applicable to the financial audits contained in *Government Auditing Standards*, issued by the Comptroller General of the United States. Our responsibilities under those standards are further described in the Auditors' Responsibilities for the Audit of the Financial Statements section of our report. We are required to be independent of the Clerk, and to meet our other ethical responsibilities in accordance with the relevant ethical requirements relating to our audit. We believe that the audit evidence we have obtained is sufficient and appropriate to provide a basis for our audit opinions.

Emphasis of Matter

As discussed in Note 1 to the financial statements, the financial statements referred to above have been prepared for the purpose of complying with the Rules of the Auditor General, State of Florida (the Rules). In conformity with the Rules, the accompanying financial statements are intended to present the financial position and changes in financial position of each major fund and aggregate remaining fund information, only for that portion of the major funds, and the aggregate remaining fund information, of Escambia County, Florida, that are attributable to the Clerk. They do not purport to, and do not, present fairly the financial position of Escambia County, Florida, as of September 30, 2024, and the changes in its financial position for the fiscal year then ended in conformity with accounting principles generally accepted in the United States of America. Our opinion is not modified with respect to these matters.

Responsibilities of Management for the Financial Statements

Management is responsible for the preparation and fair presentation of the financial statements in accordance with accounting principles generally accepted in the United States of America, and for the design, implementation and maintenance of internal control relevant to the preparation and fair presentation of financial statements that are free from material misstatement, whether due to fraud or error.

In preparing the financial statements, management is required to evaluate whether there are conditions or events, considered in the aggregate, that raise substantial doubt about the Clerk's ability to continue as a going concern for twelve months beyond the financial statement date, including any currently known information that may raise substantial doubt shortly thereafter.

Auditors' Responsibilities for the Audit of the Financial Statements

Our objectives are to obtain reasonable assurance about whether the financial statements as a whole are free from material misstatement, whether due to fraud or error, and to issue an auditors' report that includes our opinion. Reasonable assurance is a high level of assurance but is not absolute assurance and therefore is not a guarantee that an audit conducted in accordance with GAAS and *Government Auditing Standards* will always detect a material misstatement when it exists. The risk of not detecting a material misstatement resulting from fraud is higher than for one resulting from error, as fraud may involve collusion, forgery, intentional omissions, misrepresentations or the override of internal control. Misstatements are considered material if, individually or in the aggregate, they could reasonably be expected to influence the judgment made by a reasonable user based on the financial statements.

In performing an audit in accordance with GAAS and *Government Auditing Standards*, we:

- Exercise professional judgment and maintain professional skepticism throughout the audit.
- Identify and assess the risks of material misstatement of the financial statements, whether due to fraud or error, and design and perform audit procedures responsive to those risks. Such procedures include examining, on a test basis, evidence regarding the amounts and disclosures in the financial statements.
- Obtain an understanding of internal control relevant to the audit in order to design audit procedures that are appropriate in the circumstances, but not for the purpose of expressing an opinion on the effectiveness of the Clerk's internal control. Accordingly, no such opinion is expressed.
- Evaluate the appropriateness of accounting policies used and the reasonableness of significant accounting estimates made by management, as well as evaluate the overall presentation of the financial statements.
- Conclude whether, in our judgment, there are conditions or events, considered in the aggregate, that raise substantial doubt about the Clerk's ability to continue as a going concern for a reasonable period of time.

We are required to communicate with those charged with governance regarding, among other matters, the planned scope and timing of the audit, significant audit findings and certain internal control related matters that we identified during the audit.

Required Supplementary Information

Accounting principles generally accepted in the United States of America require that the budgetary comparison information be presented to supplement the financial statements. Such information is the responsibility of management and, although not a part of the financial statements, is required by the Governmental Accounting Standards Board, who considers it to be an essential part of financial reporting for placing the financial statements in an appropriate operational, economic or historical context. We have applied certain limited procedures to the required supplementary information in accordance with GAAS, which consisted of inquiries of management about the methods of preparing the information and comparing the information for consistency with management's responses to our inquiries, the financial statements, and other knowledge we obtained during our audit of the financial statements. We do not express an opinion or provide any assurance on the information because the limited procedures do not provide us with sufficient evidence to express an opinion or provide any assurance.

Other Supplementary Information

Our audit was conducted for the purpose of forming opinions on the financial statements that collectively comprise the Clerk's financial statements. The combining and individual fund financial statements and the combining budget to actual schedule for the general fund by category are presented for purposes of additional analysis and are not a required part of the financial statements. Such information is the responsibility of management and was derived from and relates directly to the underlying accounting and other records used to prepare the financial statements. The information has been subjected to the auditing procedures applied in the audit of the financial statements and certain additional procedures, including comparing and reconciling such information directly to the underlying accounting and other records used to prepare the financial statements or to the financial statements themselves, and other additional procedures in accordance with GAAS. In our opinion, the combining and individual fund financial statements and combining budget to actual schedule for the general fund by category are fairly stated, in all material respects, in relation to the financial statements as a whole.

Other Reporting Required by Government Auditing Standards

In accordance with *Government Auditing Standards*, we have also issued a report on our consideration of the Clerk's internal control over financial reporting and on our tests of its compliance with certain provisions of laws, rules, regulations, contracts, grant agreements and other matters included under the heading: *Independent Auditors' Report on Internal Control Over Financial Reporting and on Compliance and Other Matters Based on an Audit of the Financial Statements Performed in Accordance with Government Auditing Standards*. The purpose of that report is to describe the scope of our testing of internal control over financial reporting and compliance and the results of that testing and not to provide an opinion on internal control over financial reporting or on compliance. That report is an integral part of an audit performed in accordance with *Government Auditing Standards* in considering the Clerk's internal control over financial reporting and compliance.

Warren Averett, LLC

Pensacola, Florida
January 22, 2025

Financial Statements

**ESCAMBIA COUNTY, FLORIDA
CLERK OF THE CIRCUIT COURT AND COMPTROLLER**

**BALANCE SHEET
GOVERNMENTAL FUNDS**

SEPTEMBER 30, 2024

	<u>Major Funds</u>		
	<u>General Fund</u>	<u>Public Records Modernization Fund</u>	<u>Total Governmental Funds</u>
ASSETS			
Cash and cash equivalents	\$ 5,647,968	\$ 5,361,442	\$ 11,009,410
Accounts receivable, net	739	-	739
Due from other governmental units	92,373	107,676	200,049
Total assets	<u>\$ 5,741,080</u>	<u>\$ 5,469,118</u>	<u>\$ 11,210,198</u>
LIABILITIES			
Accounts payable	\$ 164,424	\$ 6,994	\$ 171,418
Accrued liabilities	203,791	14,767	218,558
Due to BOCC	1,596,120	-	1,596,120
Due to other governmental units	3,552,208	-	3,552,208
Other current liabilities	120,377	-	120,377
Total liabilities	5,636,920	21,761	5,658,681
FUND BALANCES			
Restricted for:			
Records modernization technology	-	5,447,357	5,447,357
Assigned to:			
Subsequent year budget	104,160	-	104,160
Total fund balances	<u>104,160</u>	<u>5,447,357</u>	<u>5,551,517</u>
Total liabilities and fund balances	<u>\$ 5,741,080</u>	<u>\$ 5,469,118</u>	<u>\$ 11,210,198</u>

See notes to financial statements.

**ESCAMBIA COUNTY, FLORIDA
CLERK OF THE CIRCUIT COURT AND COMPTROLLER**

**STATEMENT OF REVENUES, EXPENDITURES AND
CHANGES IN FUND BALANCE – GOVERNMENTAL FUNDS**

YEAR ENDED SEPTEMBER 30, 2024

	<u>Major Funds</u>		<u>Total Governmental Funds</u>
	<u>General Fund</u>	<u>Public Records Modernization Fund</u>	
REVENUES			
Intergovernmental	\$ 1,429,395	\$ 472,127	\$ 1,901,522
Charges for services	6,596,398	709,909	7,306,307
Judgments, fines and forfeitures	1,652,150	-	1,652,150
Investment income	307,716	-	307,716
Miscellaneous revenue	255,430	64	255,494
Total revenues	<u>10,241,089</u>	<u>1,182,100</u>	<u>11,423,189</u>
EXPENDITURES			
Current:			
General government:			
Salaries and benefits	4,756,376	-	4,756,376
Operating expenditures	1,037,122	-	1,037,122
Court related:			
Salaries and benefits	5,624,948	718,548	6,343,496
Operating expenditures	607,857	410,231	1,018,088
Capital outlay	-	7,713	7,713
Payments to State	1,937,990	-	1,937,990
Total expenditures	<u>13,964,293</u>	<u>1,136,492</u>	<u>15,100,785</u>
EXCESS (DEFICIENCY) OF REVENUES OVER (UNDER) EXPENDITURES	<u>(3,723,204)</u>	<u>45,608</u>	<u>(3,677,596)</u>
OTHER FINANCING SOURCES (USES)			
Transfers in	4,862,829	-	4,862,829
Transfers out	(1,139,625)	-	(1,139,625)
Total other financing sources	<u>3,723,204</u>	<u>-</u>	<u>3,723,204</u>
NET CHANGE IN FUND BALANCES	-	45,608	45,608
FUND BALANCES, OCTOBER 1, 2023	<u>104,160</u>	<u>5,401,749</u>	<u>5,505,909</u>
FUND BALANCES, SEPTEMBER 30, 2024	<u>\$ 104,160</u>	<u>\$ 5,447,357</u>	<u>\$ 5,551,517</u>

See notes to financial statements.

**ESCAMBIA COUNTY, FLORIDA
CLERK OF THE CIRCUIT COURT AND COMPTROLLER**

**INTERNAL SERVICE FUND
STATEMENT OF NET POSITION**

SEPTEMBER 30, 2024

ASSETS

Current assets

Cash and cash equivalents

\$ 555,300

LIABILITIES

Current liabilities

Compensated absences payable

55,530

Noncurrent liabilities

Compensated absences payable

499,770

Total liabilities

555,300

NET POSITION

Unrestricted

-

Total net position

\$ -

See notes to financial statements.

**ESCAMBIA COUNTY, FLORIDA
CLERK OF THE CIRCUIT COURT AND COMPTROLLER**

**INTERNAL SERVICE FUND
STATEMENT OF REVENUES, EXPENSES AND CHANGES IN NET POSITION**

YEAR ENDED SEPTEMBER 30, 2024

OPERATING REVENUES

Charges for services	\$ 159,993
----------------------	------------

OPERATING EXPENSES

Personnel services	<u>159,993</u>
Operating income (loss)	<u>-</u>
Changes in net position	-
Net position – beginning	<u>-</u>
Net position – ending	<u><u>\$ -</u></u>

See notes to financial statements.

**ESCAMBIA COUNTY, FLORIDA
CLERK OF THE CIRCUIT COURT AND COMPTROLLER**

**INTERNAL SERVICE FUND
STATEMENT OF CASH FLOWS**

YEAR ENDED SEPTEMBER 30, 2024

CASH FLOWS FROM OPERATING ACTIVITIES

Net reimbursement for personal services paid by Court Fund	<u>\$ (57,091)</u>
Net decrease in cash and cash equivalents	(57,091)
Cash and cash equivalents, beginning of year	<u>612,391</u>
Cash and cash equivalents, end of year	<u><u>\$ 555,300</u></u>

**RECONCILIATION OF OPERATING INCOME (LOSS) TO NET CASH
USED IN OPERATING ACTIVITIES**

Decrease in compensated absences payable	<u>\$ (57,091)</u>
Net cash used in operating activities	<u><u>\$ (57,091)</u></u>

See notes to financial statements.

**ESCAMBIA COUNTY, FLORIDA
CLERK OF THE CIRCUIT COURT AND COMPTROLLER**

STATEMENT OF FIDUCIARY NET POSITION – CUSTODIAL FUNDS

SEPTEMBER 30, 2024

ASSETS

Cash and cash equivalents	<u>\$ 10,471,539</u>
Total assets	<u>10,471,539</u>

LIABILITIES

Cash bonds payable	16,339
Court registry payable	500,096
Real auction payable	68,983
Juror payable	1,455
Restitution payable	4,769
General trust payable	<u>964</u>
Total liabilities	<u>592,606</u>

NET POSITION

Restricted for:	
Cash bonds	1,877,893
Court registry	7,913,272
Witness/Jury	67,801
Restitution	18,408
General trust	<u>1,559</u>
Total net position	<u><u>\$ 9,878,933</u></u>

See notes to financial statements.

**ESCAMBIA COUNTY, FLORIDA
CLERK OF THE CIRCUIT COURT AND COMPTROLLER**

STATEMENT OF CHANGES IN FIDUCIARY NET POSITION – CUSTODIAL FUNDS

YEAR ENDED SEPTEMBER 30, 2024

ADDITIONS

Deposits in court registry	\$ 19,624,631
Deposits for real auction	4,032,804
Deposits for tax deeds	12,660
Deposits for restitution	391,266
Payments from State	56,117
Deposits for bonds	1,573,704
Deposits for overpayments	<u>225,402</u>
Total additions	<u>25,916,584</u>

DEDUCTIONS

Release of bonds	1,430,022
Refunds of overpayments	217,557
Payment for jurors	9,750
Payments for witnesses	71,683
Payments to victims	385,243
Auction refunds	4,360,251
Court-ordered disbursements	<u>20,848,235</u>
Total deductions	<u>27,322,741</u>
Changes in net position	(1,406,157)
Net position – beginning	<u>11,285,090</u>
Net position – ending	<u><u>\$ 9,878,933</u></u>

See notes to financial statements.

**ESCAMBIA COUNTY, FLORIDA
CLERK OF THE CIRCUIT COURT AND COMPTROLLER**

NOTES TO THE FINANCIAL STATEMENTS

1. Summary of Significant Accounting Policies

The following is a summary of the significant principles and policies used in the preparation of these financial statements.

A. Reporting entity

The Escambia County, Florida, Clerk of the Circuit Court and Comptroller (the Clerk) is an elected constitutional officer as provided by Article VIII, Section 1(d) of the Constitution of the State of Florida. The Clerk is part of the legal entity of Escambia County, Florida (the County), and is, therefore, reported as part of the primary government. The Clerk's individual financial statements do not purport to reflect the financial position or the results of operations of the primary government of Escambia County, Florida, taken as a whole. The combined financial statements of the primary government of Escambia County, Florida, include the individual statements of the following elected officials and those of separately administered organizations that are controlled by or are dependent upon the county:

Board of County Commissioners
Clerk of the Circuit Court and County Comptroller
Sheriff
Tax Collector
Property Appraiser
Supervisor of Elections

Financial activities of other component units that form the reporting entity of the primary government of Escambia County are not included in these financial statements.

B. Basis of presentation – fund financial statements

These financial statements have been prepared for the purpose of complying with the Rules of the Auditor General, State of Florida, which require presentation of *fund-level* only financial statements, and permit omission of entity-wide full accrual financial statements and management's discussion and analysis. Therefore, these financial statements are intended to present only the financial position and changes in financial position of that portion of Escambia County, Florida, that relate to transactions of the Clerk and are not intended to present the financial position and changes in financial position of Escambia County, Florida, taken as a whole.

The Clerk's financial records and accounts are maintained in accordance with the principles of "fund accounting," whereby resources are classified for accounting and reporting purposes into funds to ensure compliance with any special restrictions or limitations on the use of such resources. The Clerk's major funds are defined as follows:

The **General Fund** – a governmental fund, which is used to account for and report all financial resources of the Clerk not accounted for and reported in other funds.

**ESCAMBIA COUNTY, FLORIDA
CLERK OF THE CIRCUIT COURT AND COMPTROLLER**

NOTES TO THE FINANCIAL STATEMENTS

The ***Public Records Modernization Fund*** – a special revenue fund, which accounts for monies collected according to Chapter 28.24, Florida Statutes to be used exclusively for the purchase and maintenance of equipment, personnel training and technical assistance in modernizing the official records system, and for funding court-related technology needs of the Clerk as defined in Chapter 29.008, Florida Statutes. Also included in the special revenue fund are activities related to Title IV-D child support cases. Title IV-D funding provides assistance to the plaintiff and enforcement of collections through the Office of Child Support Enforcement.

Additionally, the Clerk reports the following fund types:

Custodial Funds – are used to account for assets received and held by the Clerk as an agent for individuals, private organizations and other governments.

Internal Service Fund – is a proprietary fund that accounts for the balances and activity related to the court-related personnel compensated absences policies.

C. Measurement focus and basis of accounting

Basis of accounting refers to when revenues and expenditures are recognized in the accounts and reported in the financial statements, and also refers to the timing of the measurements made, regardless of the measurement focus applied.

All governmental funds are accounted for using the modified accrual basis of accounting. Under the modified accrual basis of accounting, revenues are recognized when received in cash or when they become both measurable and available to finance expenditures of the current period.

The Clerk considers receivables collected within 60 days after year end to be available and recognizes them as revenues of the current year. Expenditures are recorded when the liability is incurred, except for compensated absences for non-court related activities, which are not recorded until paid by the General Fund. Court-related compensated absences are accrued when earned in the internal service fund.

The accounting and financial reporting treatment applied to the capital assets and long-term liabilities associated with a fund are determined by its measurement focus. All governmental funds are accounted for on a spending or “financial flow” measurement focus. This means that generally, only current assets, deferred outflows, current liabilities and deferred inflows are included in the balance sheet. Governmental fund operating statements present increases (revenues, inflows and other financing sources) and decreases (expenditures, outflows and other financing uses) in fund balance. Accordingly, they present a summary of sources and uses of “available spendable resources” during a period.

Proprietary funds (the internal service fund) are reported using the economic resources measurement focus and the accrual basis of accounting. Proprietary funds distinguish operating revenues and expenses from nonoperating items. The principal operating revenues of the internal service fund are charges related to the Clerk’s court-related compensated absences activity.

**ESCAMBIA COUNTY, FLORIDA
CLERK OF THE CIRCUIT COURT AND COMPTROLLER**

NOTES TO THE FINANCIAL STATEMENTS

Grants and similar items are recognized as revenue as soon as all eligibility requirements imposed by the provider have been met. Capital asset acquisitions are recorded as expenditures in governmental funds.

The preparation of financial statements in conformity with generally accepted accounting principles requires management to make use of estimates that affect the reported amounts in the financial statements and note disclosures. Actual results could differ from estimates.

D. Fund balance and flow assumptions

Fund balance at September 30, 2024, consists of the following:

Nonspendable fund balance – include amounts that cannot be spent because they are not in spendable form or are legally or contractually required to be maintained intact. Nonspendable in governmental fund types typically are for inventories and prepaid items. As of September 30, 2024, the Clerk had no nonspendable fund balances.

Restricted fund balance – include amounts that can be spent only for specific purposes which are externally imposed by creditors, grantors, contributors or laws or regulations, or are imposed by law through constitutional provisions or enabling legislation.

Committed fund balance – include amounts that can only be used for the specific purpose determined by a formal action of the Clerk's highest level of decision-making authority. Commitments may be changed or lifted only by the Clerk taking the same formal action that imposed the constraint originally. As of September 30, 2024, the Clerk had no committed fund balances.

Assigned fund balance – include amounts intended to be used by the Clerk for specific purposes, but which do not meet any of the criterion to be considered either restricted or committed. As of September 30, 2024, the Clerk had a fund balance of \$104,160 assigned to the subsequent year budget for a capital project to be completed during the year ended September 30, 2024.

Unassigned fund balance – is the residual classification of the general fund only and includes all amounts not contained in other classifications. Unassigned amounts are technically available for any purpose.

Periodically, the Clerk may fund outlays for a particular purpose from both restricted and unrestricted resources (the total of committed, assigned and unassigned fund balance). In order to calculate the amounts to report as restricted, committed, assigned and unassigned fund balance in the governmental fund financial statements, a flow assumption must be made about the order in which the resources are considered to be applied. It is the Clerk's policy to consider restricted fund balance to have been depleted before using any of the components of unrestricted fund balance. Further, when the components of unrestricted fund balance can be used for the same purpose, committed fund balance is depleted first, followed by assigned fund balance. Unassigned fund balance is applied last.

**ESCAMBIA COUNTY, FLORIDA
CLERK OF THE CIRCUIT COURT AND COMPTROLLER**

NOTES TO THE FINANCIAL STATEMENTS

E. Capital assets

Capital assets (vehicles, equipment and other property costing at least \$5,000 with a useful life of more than one year) and intangible assets costing at least \$5,000 are recorded as expenditures at the time of purchase. These assets are capitalized at cost and depreciated or amortized in Escambia County's government-wide financial statements. The Clerk maintains custodial responsibility for the capital assets used by the Clerk.

F. Accumulated compensated absences

Employees may accumulate, subject to limitations, amounts of earned, but unused sick leave, annual leave and compensatory time, which will be paid upon separation from service. The amount of vested accumulated compensated absences payable (related to governmental fund activities) based upon the Clerk's paid-time-off policy is reported as a liability in the statement of net position in the County's government-wide financial statements. That liability includes earned but unused vacation and sick time, as well as FICA taxes and retirement contributions related thereto.

The court-related portion of compensated absences are recorded in the internal service fund, which was established to accumulate resources for such payment in future years.

G. Funding provided by the State of Florida and Board of County Commissioners

The Clerk and Comptroller functions are funded by two primary sources, the State of Florida and the Board of County Commissioners (the BOCC).

The State provides operating funds for court-side activities of the Clerk through a State of Florida Clerk of Court Trust Fund. Clerks retain their revenues up to the budget amount appropriated from the trust fund. Also, any shortage of revenues up to the approved budget is funded by the trust fund. Excess revenues above the appropriation are returned to the State.

The Board of County Commissioners funds operating activities and capital expenditures for the comptroller functions. The Clerk submits a proposed budget to the Board for approval for each fiscal year. Funding by the Board is recorded as a "transfer out" in the financial statements of the County and as a "transfer in" on the financial statements of the Clerk.

Florida Statutes require that the excess of the Board's appropriations (and other revenues) over expenditures be returned to the Board at the end of the fiscal year.

2. Cash Deposits with Financial Institutions

Cash and cash equivalents are highly liquid investments with original maturities of three months or less when purchased. Investments are recorded at fair value.

**ESCAMBIA COUNTY, FLORIDA
CLERK OF THE CIRCUIT COURT AND COMPTROLLER**

NOTES TO THE FINANCIAL STATEMENTS

The investment of surplus funds is governed by the provisions of Florida Statute 218.415, as to the type of investments that can be made. Deposits may be exposed to custodial credit risk, which is the risk of loss in the event of a bank failure.

The Clerk manages custodial credit risk by maintaining its deposits in financial institutions designated as “Qualified Public Depositories” by the State Treasurer.

The Clerk's cash deposits are held by banks, which qualify as public depositories under the Florida Security for Public Deposits Act, as required by Chapter 280, Florida Statutes. All of the Clerk's deposits are fully insured by the Public Deposit Trust Fund.

At September 30, 2024, the reported amount of the Clerk's deposits was approximately \$22 million, and the bank balance was approximately \$22 million, consisting entirely of cash and deposit accounts.

3. Interfund Receivables, Payables and Transfers

Interfund receivables and payables consist of amounts due to or from funds during the normal course of business. At September 30, 2024, there were no interfund receivables or payables within the Clerk's funds. Transfers consist of \$4,862,829 of “Transfers in” from the Board of County Commissioners and “Transfers out” of excess budget and fees totaling \$1,139,625, which is included in “Due to BOCC” as of year end.

4. Due From/To Other Governments

Based on the legal opinion provided by Clerks of Court Operations Corporation, general counsel of the provisions of Section 28.37(3), Florida Statute, which was adopted as a policy by the CCOC Finance and Budget Committee, excess court-related funds of \$2,516,657 have been included in “Due to other governmental units”.

**ESCAMBIA COUNTY, FLORIDA
CLERK OF THE CIRCUIT COURT AND COMPTROLLER**

NOTES TO THE FINANCIAL STATEMENTS

5. Retirement Plan

The Clerk participates in the Florida Retirement System (FRS), administered by the Florida Department of Management Services. The FRS was established in 1970 by Chapter 121, Florida Statutes. Changes to the FRS can only be made by an act of the Florida Legislature. Rules governing the operation and administration of the system may be found in Chapter 60S of the Florida Administrative Code. The State of Florida issues a publicly available stand-alone financial report that includes financial statements and required supplementary information for FRS. The report may be obtained on the division's website at <http://www.dms.myflorida.com>. The report may also be obtained by contacting the State of Florida Division of Retirement, Department of Management Services, P.O. Box 9000, Tallahassee, FL 32315-9000.

Employees elect participation in either the defined benefit plan (Pension Plan), a multiple-employer, cost-sharing defined benefit retirement plan, or the defined contribution plan (Investment Plan). As a general rule, membership in the FRS is compulsory for all employees working in a regularly established position for a state agency, county government, district school board, state university community college or a participating city or special district within the State of Florida.

The FRS provides retirement and disability benefits, annual cost-of-living adjustments, and death benefits to plan members and beneficiaries. Retirement benefits are based upon age, average compensation and years-of-service credit where average compensation is computed as the average of the members' highest five or eight fiscal years of earnings, depending upon enrollment date. A post-employment health insurance subsidy is also provided to eligible retired members through the FRS in accordance with Florida Statutes.

For employees who were enrolled in the plan prior to July 1, 2011, normal retirement benefits are available at age 62 with six or more years of service, or to those employees who have at least 30 years of creditable service, regardless of age.

For employees who were enrolled in the plan after July 1, 2011, normal retirement benefits are available at age 65 with eight or more years of service, or to those employees who have at least 33 years of creditable service, regardless of age.

Early retirement is available for vested members with a 5% reduction of benefits for each year prior to the normal retirement age. Retirement age and years of service requirements also vary depending on membership class.

In addition to the above benefits, the Deferred Retirement Option Program (DROP) is available under the Pension Plan when the member first reaches eligibility for normal retirement. This program allows eligible members to defer receipt of monthly retirement benefit payments, while continuing employment with an FRS employer for a period not to exceed 96 months after electing to participate.

For those members who elect participation in the Investment Plan rather than the Pension Plan, vesting occurs at one year of service. The Investment Plan is a defined contribution plan funded monthly by employer and employee contributions based on salary and membership class.

**ESCAMBIA COUNTY, FLORIDA
CLERK OF THE CIRCUIT COURT AND COMPTROLLER**

NOTES TO THE FINANCIAL STATEMENTS

Members in the Investment Plan decide how their funds are allocated between various investment accounts and the vested funds are portable upon termination. The final retirement benefit is equal to the vested contributions plus investment earnings less expenses and losses allocated to the member's account. Members in the Investment Plan are not eligible for participation in DROP.

The contribution requirements of the Clerk and members are established and may be amended by FRS. Both plans are contributory for employees and require a 3% employee contribution. This is in addition to the contributions that are the obligation of the employer. The Clerk's contributions to FRS for the years ended September 30, 2024, 2023 and 2022, were \$1,206,605, \$1,111,206 and \$962,740, respectively, equal to the required contributions for each year.

The contribution rates in effect during the period ended September 30, 2024, 2023 and 2022, were as follows:

	<u>2024</u>	<u>2023</u>	<u>2022</u>
<u>Regular Class</u>	13.63%	13.57%	11.91%
Members not qualifying for other classes			
<u>Senior Management Class</u>	34.52%	34.52%	31.57%
Members of senior management who do not elect the optional annuity retirement program			
<u>Elected Officials Class</u>	58.68%	58.68%	57.00%
Certain elected county officials			
<u>Deferred Retirement Option Program (DROP)</u>	21.13%	21.13%	18.60%
Members are enrolled in DROP from FRS			

Net Pension Obligation – Proportionate Share

The Clerk has a net FRS pension liability determined in accordance with GASB Statement No. 68, *Accounting and Financial Reporting for Pensions*. This long-term liability is only reported in the County-wide financial statements and is not a current liability of the governmental funds. All required disclosures and schedules may be found in the Annual Comprehensive Financial Report of Escambia County, Florida.

**ESCAMBIA COUNTY, FLORIDA
CLERK OF THE CIRCUIT COURT AND COMPTROLLER**

NOTES TO THE FINANCIAL STATEMENTS

6. Other Post-Employment Benefits (OPEB), Other Than Pensions

The Board offers post-employment health care benefits (OPEB) to all retired employees of the Clerk's Office and their dependents. Participating retirees are required to reimburse the Board for 100% of the premium cost, which is netted against the premium payment, so that no net expense is initially recorded in the Board's financial statements. However, these retirees are receiving an "implicit subsidy" because the premium is a group rate, which includes active, lower-cost employees. This implicit subsidy has a cost; however, this annual cost, and the total OPEB liability, is measured as the portion of the actuarial present value of projected benefit payments that is attributed to past periods of employee service. The total OPEB liability and other required disclosures have been calculated for the County, as a whole and not separately for the Clerk's Office. Accordingly, these calculations and disclosures can be found in the County's Annual Comprehensive Financial Report.

7. Risk Management

The County has a risk management program to insure claims against the BOCC, Constitutional Officers, and Santa Rosa Island Authority for the following types of risks:

Workers' Compensation – The County is covered for workers' compensation claims through a policy with the Florida Municipal Insurance Trust. Coverage limits under the policy include statutory limits, as well as \$1,000,000 bodily injury for each accident and \$1,000,000 bodily injury by disease for each employee with an aggregate \$1,000,000 policy limit.

Casualty and Property – Casualty limits are self-insured for \$200,000 per claim with a \$300,000 aggregate limit. Property limits are \$50,000 - \$250,000 self-insured retentions per occurrence with excess limits of \$45 million including wind.

There also were no significant reductions in insurance coverage from the prior year and there have been no settlements which exceeded the Clerk's insurance coverage in any of the past three fiscal years.

8. Litigation

From time to time, the Clerk may be involved as a defendant in certain litigation and claims arising from the ordinary course of operations. In the opinion of legal counsel, there are no lawsuits or claims outstanding, which will have a material adverse effect on the financial position of the Clerk.

Required Supplementary Information

**ESCAMBIA COUNTY, FLORIDA
CLERK OF THE CIRCUIT COURT AND COMPTROLLER**

**SCHEDULE OF REVENUES, EXPENDITURES AND
CHANGES IN FUND BALANCE – BUDGET AND ACTUAL –
GENERAL FUND**

YEAR ENDED SEPTEMBER 30, 2024

	<u>Budgeted Amounts</u>		<u>Actual</u>	<u>Variance</u>
	<u>Original</u>	<u>Final</u>		<u>with Final Budget</u>
REVENUES				
Intergovernmental	\$ 320,500	\$ 440,146	\$ 1,429,395	\$ 989,249
Charges for services	6,929,600	6,929,600	6,596,398	(333,202)
Judgments, fines and forfeitures	1,730,000	1,730,000	1,652,150	(77,850)
Investment income	375,100	375,100	307,716	(67,384)
Miscellaneous	271,074	271,074	255,430	(15,644)
Total revenues	<u>9,626,274</u>	<u>9,745,920</u>	<u>10,241,089</u>	<u>495,169</u>
EXPENDITURES				
Current:				
General government:				
Salaries and benefits	5,548,375	5,548,375	4,756,376	791,999
Operating expenditures	1,126,204	1,216,204	1,037,122	179,082
Court related:				
Salaries and benefits	7,047,699	7,047,699	5,624,948	1,422,751
Operating expenditures	666,825	786,471	607,857	178,614
Capital outlay	10,000	10,000	-	10,000
Payments to State	-	-	1,937,990	(1,937,990)
Total expenditures	<u>14,399,103</u>	<u>14,608,749</u>	<u>13,964,293</u>	<u>644,456</u>
DEFICIENCY OF REVENUES UNDER EXPENDITURES				
	<u>(4,772,829)</u>	<u>(4,862,829)</u>	<u>(3,723,204)</u>	<u>1,139,625</u>
OTHER FINANCING SOURCES (USES)				
Transfers in	4,772,829	4,862,829	4,862,829	-
Transfers out	-	-	(1,139,625)	(1,139,625)
Total other financing sources (uses)	<u>4,772,829</u>	<u>4,862,829</u>	<u>3,723,204</u>	<u>(1,139,625)</u>
NET CHANGE IN FUND BALANCE				
	-	-	-	-
FUND BALANCE, OCTOBER 1, 2023				
	-	-	104,160	104,160
FUND BALANCE, SEPTEMBER 30, 2024				
	<u>\$ -</u>	<u>\$ -</u>	<u>\$ 104,160</u>	<u>\$ 104,160</u>

See notes to the required supplementary information.

**ESCAMBIA COUNTY, FLORIDA
CLERK OF THE CIRCUIT COURT AND COMPTROLLER**

**SCHEDULE OF REVENUES, EXPENDITURES AND
CHANGES IN FUND BALANCE – BUDGET AND ACTUAL –
PUBLIC RECORDS MODERNIZATION FUND**

YEAR ENDED SEPTEMBER 30, 2024

	<u>Budgeted Amounts</u>		<u>Actual</u>	<u>Variance with Final Budget</u>
	<u>Original</u>	<u>Final</u>		
REVENUES				
Intergovernmental	\$ 465,000	\$ 465,000	\$ 472,127	\$ 7,127
Charges for services	950,000	950,000	709,909	(240,091)
Miscellaneous revenue	-	-	64	64
Total revenues	<u>1,415,000</u>	<u>1,415,000</u>	<u>1,182,100</u>	<u>(232,900)</u>
EXPENDITURES				
Current:				
Court related:				
Salaries and benefits	1,130,000	1,130,000	718,548	411,452
Operating expenditures	275,000	275,000	410,231	(135,231)
Capital outlay	10,000	10,000	7,713	2,287
Total expenditures	<u>1,415,000</u>	<u>1,415,000</u>	<u>1,136,492</u>	<u>278,508</u>
EXCESS OF REVENUES OVER EXPENDITURES				
	-	-	45,608	45,608
FUND BALANCE, OCTOBER 1, 2023	<u>-</u>	<u>-</u>	<u>5,401,749</u>	<u>5,401,749</u>
FUND BALANCE, SEPTEMBER 30, 2024	<u>\$ -</u>	<u>\$ -</u>	<u>\$ 5,447,357</u>	<u>\$ 5,447,357</u>

See notes to required supplementary information.

**ESCAMBIA COUNTY, FLORIDA
CLERK OF THE CIRCUIT COURT AND COMPTROLLER**

NOTES TO THE REQUIRED SUPPLEMENTARY INFORMATION

The Clerk's Office operates under budget procedures pursuant to Florida Statutes. Annual budgets are legally adopted for the general fund and the public records modernization fund and are on a basis consistent with accounting principles generally accepted in the United States of America. The legal level of budgetary control (i.e., the level at which expenditures may not legally exceed appropriations) is at the fund level. Budgetary changes within the funds are made at the discretion of the Clerk.

The proposed budget is also prepared, summarized and submitted by the Clerk to the Florida Clerks of Court Operations Corporation. The proposed budget must provide detailed information on the anticipated revenues available and expenditures necessary for the performance of the court-related functions listed in Florida Statute 28.35(3)(a) of the Clerk's office.

Other Supplementary Information

**ESCAMBIA COUNTY, FLORIDA
CLERK OF THE CIRCUIT COURT AND COMPTROLLER**

**COMBINING BALANCE SHEET –
GENERAL FUND BY CATEGORY**

SEPTEMBER 30, 2024

	General Fund	General Fund Court Services	Total General Fund
ASSETS			
Cash and cash equivalents	\$ 2,303,380	\$ 3,344,588	\$ 5,647,968
Accounts receivable	489	250	739
Due from other governmental units	-	92,373	92,373
Total assets	<u>\$ 2,303,869</u>	<u>\$ 3,437,211</u>	<u>\$ 5,741,080</u>
LIABILITIES			
Accounts payable	\$ 96,635	\$ 67,789	\$ 164,424
Accrued liabilities	97,788	106,003	203,791
Due to BOCC	1,272,197	323,923	1,596,120
Due to other governmental units	681,333	2,870,875	3,552,208
Other current liabilities	51,756	68,621	120,377
Total liabilities	2,199,709	3,437,211	5,636,920
FUND BALANCES			
Assigned to:			
Subsequent year budget	104,160	-	104,160
Total fund balances	<u>104,160</u>	<u>-</u>	<u>104,160</u>
Total liabilities and fund balances	<u>\$ 2,303,869</u>	<u>\$ 3,437,211</u>	<u>\$ 5,741,080</u>

See independent auditors' report.

**ESCAMBIA COUNTY, FLORIDA
CLERK OF THE CIRCUIT COURT AND COMPTROLLER**

**COMBINING STATEMENT OF REVENUES, EXPENDITURES AND
CHANGES IN FUND BALANCE – GENERAL FUND BY CATEGORY**

YEAR ENDED SEPTEMBER 30, 2024

	General Fund	General Fund Court Services	Total General Fund
REVENUES			
Intergovernmental	\$ 7,239	\$ 1,422,156	\$ 1,429,395
Charges for services	2,063,055	4,533,343	6,596,398
Judgments, fines and forfeitures	-	1,652,150	1,652,150
Investment income	-	307,716	307,716
Miscellaneous revenue	-	255,430	255,430
	2,070,294	8,170,795	10,241,089
EXPENDITURES			
Current:			
General government:			
Salaries and benefits	4,756,376	-	4,756,376
Operating expenditures	1,037,122	-	1,037,122
Court related:			
Salaries and benefits	-	5,624,948	5,624,948
Operating expenditures	-	607,857	607,857
Payments to State	-	1,937,990	1,937,990
	5,793,498	8,170,795	13,964,293
Total revenues	2,070,294	8,170,795	10,241,089
Total expenditures	5,793,498	8,170,795	13,964,293
EXCESS (DEFICIENCY) OF REVENUES OVER (UNDER) EXPENDITURES	(3,723,204)	-	(3,723,204)
OTHER FINANCING SOURCES (USES)			
Transfers in	4,862,829	-	4,862,829
Transfers out	(1,139,625)	-	(1,139,625)
	3,723,204	-	3,723,204
Total other financing sources	3,723,204	-	3,723,204
NET CHANGE IN FUND BALANCE	-	-	-
FUND BALANCES, OCTOBER 1, 2023	104,160	-	104,160
FUND BALANCES, SEPTEMBER 30, 2024	\$ 104,160	\$ -	\$ 104,160

See independent auditors' report.

**ESCAMBIA COUNTY, FLORIDA
CLERK OF THE CIRCUIT COURT AND COMPTROLLER**

**COMBINING SCHEDULE OF REVENUES, EXPENDITURES AND
CHANGES IN FUND BALANCE – BUDGET AND ACTUAL –
GENERAL FUND BY CATEGORY**

YEAR ENDED SEPTEMBER 30, 2024

	General Fund		
	Budgeted Amounts		Actual
	Original	Final	
REVENUES			
Intergovernmental	\$ -	\$ -	\$ 7,239
Charges for services	1,901,750	1,901,750	2,063,055
Judgments, fines and forfeitures	-	-	-
Investment income	-	-	-
Miscellaneous revenue	-	-	-
Total revenues	1,901,750	1,901,750	2,070,294
EXPENDITURES			
Current:			
General government:			
Salaries and benefits	5,548,375	5,548,375	4,756,376
Operating expenditures	1,126,204	1,216,204	1,037,122
Court related:			
Salaries and benefits	-	-	-
Operating expenditures	-	-	-
Capital outlay	-	-	-
Payments to State	-	-	-
Total expenditures	6,674,579	6,764,579	5,793,498
DEFICIENCY OF REVENUES UNDER EXPENDITURES	(4,772,829)	(4,862,829)	(3,723,204)
OTHER FINANCING SOURCES (USES)			
Transfers in	4,772,829	4,862,829	4,862,829
Transfers out	-	-	(1,139,625)
Total other financing sources	4,772,829	4,862,829	3,723,204
NET CHANGE IN FUND BALANCE	-	-	-
FUND BALANCE, OCTOBER 1, 2023	-	-	104,160
FUND BALANCE, SEPTEMBER 30, 2024	\$ -	\$ -	\$ 104,160

See independent auditors' report.

**ESCAMBIA COUNTY, FLORIDA
CLERK OF THE CIRCUIT COURT AND COMPTROLLER**

**COMBINING SCHEDULE OF REVENUES, EXPENDITURES AND
CHANGES IN FUND BALANCE – BUDGET AND ACTUAL –
GENERAL FUND BY CATEGORY**

**YEAR ENDED SEPTEMBER 30, 2024
(Continued)**

	General Fund – Court Services		
	Budgeted Amounts		Actual
	Original	Final	
REVENUES			
Intergovernmental	\$ 320,500	\$ 440,146	\$ 1,422,156
Charges for services	5,027,850	5,027,850	4,533,343
Judgments, fines and forfeitures	1,730,000	1,730,000	1,652,150
Investment income	375,100	375,100	307,716
Miscellaneous revenue	271,074	271,074	255,430
Total revenues	<u>7,724,524</u>	<u>7,844,170</u>	<u>8,170,795</u>
EXPENDITURES			
Current:			
General government:			
Salaries and benefits	-	-	-
Operating expenditures	-	-	-
Court related:			
Salaries and benefits	7,047,699	7,047,699	5,624,948
Operating expenditures	666,825	786,471	607,857
Capital outlay	10,000	10,000	-
Payments to State	-	-	1,937,990
Total expenditures	<u>7,724,524</u>	<u>7,844,170</u>	<u>8,170,795</u>
EXCESS OF REVENUES OVER EXPENDITURES	<u>-</u>	<u>-</u>	<u>-</u>
OTHER FINANCING SOURCES (USES)			
Transfers in	-	-	-
Transfers out	-	-	-
Total other financing sources (uses)	<u>-</u>	<u>-</u>	<u>-</u>
NET CHANGE IN FUND BALANCE	<u>-</u>	<u>-</u>	<u>-</u>
FUND BALANCE, OCTOBER 1, 2023	<u>-</u>	<u>-</u>	<u>-</u>
FUND BALANCE, SEPTEMBER 30, 2024	<u><u>\$ -</u></u>	<u><u>\$ -</u></u>	<u><u>\$ -</u></u>

See independent auditors' report.

**ESCAMBIA COUNTY, FLORIDA
CLERK OF THE CIRCUIT COURT AND COMPTROLLER**

**COMBINING SCHEDULE OF REVENUES, EXPENDITURES AND
CHANGES IN FUND BALANCE – BUDGET AND ACTUAL –
GENERAL FUND BY CATEGORY**

**YEAR ENDED SEPTEMBER 30, 2024
(Continued)**

	Total General Fund			Variance with Final Budget Positive (Negative)
	Budgeted Amounts		Actual	
	Original	Final		
REVENUES				
Intergovernmental	\$ 320,500	\$ 440,146	\$ 1,429,395	\$ 989,249
Charges for services	6,929,600	6,929,600	6,596,398	(333,202)
Judgments, fines and forfeitures	1,730,000	1,730,000	1,652,150	(77,850)
Investment income	375,100	375,100	307,716	(67,384)
Miscellaneous revenue	271,074	271,074	255,430	(15,644)
Total revenues	9,626,274	9,745,920	10,241,089	495,169
EXPENDITURES				
Current:				
General government:				
Salaries and benefits	5,548,375	5,548,375	4,756,376	791,999
Operating expenditures	1,126,204	1,216,204	1,037,122	179,082
Court related:				
Salaries and benefits	7,047,699	7,047,699	5,624,948	1,422,751
Operating expenditures	666,825	786,471	607,857	178,614
Capital outlay	10,000	10,000	-	10,000
Payments to State	-	-	1,937,990	(1,937,990)
Total expenditures	14,399,103	14,608,749	13,964,293	644,456
EXCESS (DEFICIENCY) OF REVENUES OVER (UNDER) EXPENDITURES	(4,772,829)	(4,862,829)	(3,723,204)	1,139,625
OTHER FINANCING SOURCES (USES)				
Transfers in	4,772,829	4,862,829	4,862,829	-
Transfers out	-	-	(1,139,625)	(1,139,625)
Total other financing sources (uses)	4,772,829	4,862,829	3,723,204	(1,139,625)
NET CHANGE IN FUND BALANCE	-	-	-	-
FUND BALANCE, OCTOBER 1, 2023	-	-	104,160	104,160
FUND BALANCE, SEPTEMBER 30, 2024	\$ -	\$ -	\$ 104,160	\$ 104,160

See independent auditors' report.

**ESCAMBIA COUNTY, FLORIDA
CLERK OF THE CIRCUIT COURT AND COMPTROLLER**

**COMBINING STATEMENT OF FIDUCIARY NET POSITION –
CUSTODIAL FUNDS**

YEAR ENDED SEPTEMBER 30, 2024

	<u>Custodial Funds</u>				<u>Total</u>
	<u>Court Registry</u>	<u>Juror and Witness</u>	<u>Restitution</u>	<u>General Trust</u>	
ASSETS					
Cash and cash equivalents	\$ 8,482,351	\$ 69,256	\$ 23,177	\$ 1,896,755	\$ 10,471,539
Total assets	<u>8,482,351</u>	<u>69,256</u>	<u>23,177</u>	<u>1,896,755</u>	<u>10,471,539</u>
LIABILITIES					
Accounts payable					
Cash bonds payable	-	-	-	16,339	16,339
Court registry payable	500,096	-	-	-	500,096
Real auction payable	68,983	-	-	-	68,983
Other payables	-	1,455	4,769	964	7,188
Total liabilities	<u>569,079</u>	<u>1,455</u>	<u>4,769</u>	<u>17,303</u>	<u>592,606</u>
NET POSITION					
Restricted for:					
Cash bonds	-	-	-	1,877,893	1,877,893
Court registry	7,913,272	-	-	-	7,913,272
Witness/Jury	-	67,801	-	-	67,801
Restitution	-	-	18,408	-	18,408
General trust	-	-	-	1,559	1,559
Total net position	<u>\$ 7,913,272</u>	<u>\$ 67,801</u>	<u>\$ 18,408</u>	<u>\$ 1,879,452</u>	<u>\$ 9,878,933</u>

See independent auditors' report.

**ESCAMBIA COUNTY, FLORIDA
CLERK OF THE CIRCUIT COURT AND COMPTROLLER**

**COMBINING STATEMENT OF CHANGES IN FIDUCIARY NET POSITION –
CUSTODIAL FUNDS**

YEAR ENDED SEPTEMBER 30, 2024

	<u>Custodial Funds</u>				<u>Total</u>
	<u>Court Registry</u>	<u>Juror and Witness</u>	<u>Restitution</u>	<u>General Trust</u>	
ADDITIONS					
Deposits in court registry	\$ 19,624,631	\$ -	\$ -	\$ -	\$ 19,624,631
Deposits for real auction	4,032,804	-	-	-	4,032,804
Deposits for jurors	-	12,660	-	-	12,660
Deposits for restitution	-	-	391,266	-	391,266
Payments from State	-	56,117	-	-	56,117
Deposits for bonds	-	-	-	1,573,704	1,573,704
Deposits for overpayments	-	-	-	225,402	225,402
Total additions	<u>23,657,435</u>	<u>68,777</u>	<u>391,266</u>	<u>1,799,106</u>	<u>25,916,584</u>
DEDUCTIONS					
Release of bonds	-	-	-	1,430,022	1,430,022
Refunds of overpayments	-	-	-	217,557	217,557
Payments for jurors	-	9,750	-	-	9,750
Payments for witnesses	-	71,683	-	-	71,683
Payments to victims	-	-	385,243	-	385,243
Auction refunds	4,360,251	-	-	-	4,360,251
Court-ordered disbursements	20,848,235	-	-	-	20,848,235
Total deductions	<u>25,208,486</u>	<u>81,433</u>	<u>385,243</u>	<u>1,647,579</u>	<u>27,322,741</u>
Changes in net position	(1,551,051)	(12,656)	6,023	151,527	(1,406,157)
Net position – beginning	<u>9,464,323</u>	<u>80,457</u>	<u>12,385</u>	<u>1,727,925</u>	<u>11,285,090</u>
Net position – ending	<u>\$ 7,913,272</u>	<u>\$ 67,801</u>	<u>\$ 18,408</u>	<u>\$ 1,879,452</u>	<u>\$ 9,878,933</u>

See independent auditors' report.

INDEPENDENT AUDITORS' REPORT ON INTERNAL CONTROL OVER FINANCIAL REPORTING AND ON COMPLIANCE AND OTHER MATTERS BASED ON AN AUDIT OF THE FINANCIAL STATEMENTS PERFORMED IN ACCORDANCE WITH GOVERNMENT AUDITING STANDARDS

Honorable Pam Childers
Escambia County, Florida, Clerk of the Circuit Court and Comptroller

We have audited, in accordance with the auditing standards generally accepted in the United States of America and the standards applicable to financial audits contained in *Government Auditing Standards* issued by the Comptroller General of the United States, the financial statements of each major fund and the aggregate remaining fund information of the Office of the Clerk of the Circuit Court and Comptroller of Escambia County, Florida (the Clerk), as of and for the year ended September 30, 2024, and the related notes to the financial statements, which collectively comprise the Clerk's financial statements, and have issued our report thereon dated January 22, 2025.

Report on Internal Control Over Financial Reporting

In planning and performing our audit of the financial statements, we considered the Clerk's internal control over financial reporting (internal control) as a basis for designing audit procedures that are appropriate in the circumstances for the purpose of expressing our opinions on the financial statements, but not for the purpose of expressing an opinion on the effectiveness of the Clerk's internal control. Accordingly, we do not express an opinion on the effectiveness of the Clerk's internal control.

A deficiency in internal control exists when the design or operation of a control does not allow management or employees, in the normal course of performing their assigned functions, to prevent, or detect and correct, misstatements on a timely basis. A material weakness is a deficiency, or a combination of deficiencies, in internal control such that there is a reasonable possibility that a material misstatement of the entity's financial statements will not be prevented, or detected and corrected, on a timely basis. A significant deficiency is a deficiency, or a combination of deficiencies, in internal control that is less severe than a material weakness, yet important enough to merit attention by those charged with governance.

Our consideration of internal control was for the limited purpose described in the first paragraph of this section and was not designed to identify all deficiencies in internal control that might be material weaknesses or significant deficiencies. Given these limitations, during our audit we did not identify any deficiencies in internal control that we consider to be material weaknesses. However, material weaknesses or significant deficiencies may exist that were not identified.

Report on Compliance and Other Matters

As part of obtaining reasonable assurance about whether the Clerk's financial statements are free from material misstatement, we performed tests of its compliance with certain provisions of laws, regulations, contracts and grant agreements, noncompliance with which could have a direct and material effect on the financial statements. However, providing an opinion on compliance with those provisions was not an objective of our audit, and accordingly, we do not express such an opinion. The results of our tests disclosed no instances of noncompliance or other matters that are required to be reported under *Government Auditing Standards*.

Purpose of This Report

The purpose of this report is solely to describe the scope of our testing of internal control and compliance, and the results of that testing, and not to provide an opinion on the effectiveness of the entity's internal control or on compliance. This report is an integral part of an audit performed in accordance with *Government Auditing Standards* in considering the entity's internal control and compliance. Accordingly, this communication is not suitable for any other purpose.



Pensacola, Florida
January 22, 2025

**INDEPENDENT ACCOUNTANTS' REPORT ON EXAMINATION OF COMPLIANCE
REQUIREMENTS PERFORMED IN ACCORDANCE WITH CHAPTER 10.550,
RULES OF THE AUDITOR GENERAL**

Honorable Pam Childers
Escambia County, Florida, Clerk of the Circuit Court and Comptroller

We have examined the Office of the Clerk of the Circuit Court and Comptroller of Escambia County, Florida's (the Clerk), compliance with Florida Statute 218.415 in regard to investments; Florida Statutes 28.35 and 28.36 in regard to certain court-related functions; and Florida Statute 61.181 in regard to operation of a depository for alimony and child support, for the year ended September 30, 2024. Management is responsible for the Clerk's compliance with those requirements. Our responsibility is to express an opinion on the Clerk's compliance based on our examination.

Our examination was conducted in accordance with attestation standards established by the American Institute of Certified Public Accountants. Those standards require that we plan and perform the examination to obtain reasonable assurance about whether the Clerk complied, in all material respects, with the specified requirements. An examination involves performing procedures to obtain evidence about whether the Clerk complied with the specified requirements. The nature, timing and extent of the procedures selected depend on our judgment, including an assessment of the risks of material noncompliance, whether due to fraud or error. We believe that the evidence we obtained is sufficient and appropriate to provide a reasonable basis for our opinion.

We are required to be independent and to meet our ethical responsibilities in accordance with relevant ethical requirements relating to the examination engagement.

Our examination does not provide a legal determination on the Clerk's compliance with specified requirements.

In our opinion, the Clerk complied, in all material respects, with the aforementioned requirements for the year ended September 30, 2024.

Warren Averett, LLC

Pensacola, Florida
January 22, 2025

MANAGEMENT LETTER

Honorable Pam Childers
Escambia County, Florida, Clerk of the Circuit Court and Comptroller

Report on the Financial Statements

We have audited the financial statements of the Office of the Clerk of the Circuit Court and Comptroller of Escambia County, Florida (the Clerk), as of and for the year ended September 30, 2024, and have issued our report thereon dated January 22, 2025.

Auditors' Responsibility

We conducted our audit in accordance with auditing standards generally accepted in the United States of America; the standards applicable to financial audits contained in *Government Auditing Standards*, issued by the Comptroller General of the United States; and Chapter 10.550, Rules of the Auditor General.

Other Reporting Requirements

We have issued our Independent Auditors' Report on Internal Control Over Financial Reporting and on Compliance and Other Matters Based on an Audit of the Financial Statements Performed in Accordance with *Government Auditing Standards*; and Independent Accountants' Report on an examination conducted in accordance with *AICPA Professional Standards*, AT-C Section 315, regarding compliance requirements in accordance with Chapter 10.550, Rules of the Auditor General. Disclosures in those reports, which are dated January 22, 2025, should be considered in conjunction with this management letter.

Prior Audit Findings

Section 10.554(1)(i)1., Rules of the Auditor General, requires that we determine whether or not corrective actions have been taken to address findings and recommendations made in the preceding annual financial audit report. There were no recommendations made in the preceding audit report.

Official Title and Legal Authority

Section 10.554(1)(i)4., Rules of the Auditor General, requires that the name or official title and legal authority for the primary government and each component unit of the reporting entity be disclosed in this management letter, unless disclosed in the notes to the financial statements. The Clerk was established by Article VIII, Section 1(d) of the Constitution of the State of Florida. There are no component units related to the Clerk.

Financial Management

Section 10.554(1)(i)2., Rules of the Auditor General, requires that we communicate any recommendations to improve financial management. In connection with our audit, we did not have any such recommendations.

Additional Matters

Section 10.554(1)(i)3., Rules of the Auditor General, requires us to communicate noncompliance with provisions of contracts or grant agreements, or abuse, that has occurred, or is likely to have occurred, that has an effect on the financial statements that is less than material, but which warrants the attention of those charged with governance. In connection with our audit, we did not note any such findings.

Purpose of This Letter

Our management letter is intended solely for the information and use of the Legislative Auditing Committee, members of the Florida Senate and the Florida House of Representatives, the Florida Auditor General, and the Clerk and the Escambia County Board of County Commissioners, and is not intended to be, and should not be, used by anyone other than these specified parties.

Warren Averett, LLC

Pensacola, Florida
January 22, 2025

**ANNUAL AUDIT REPORT
CLERK OF THE CIRCUIT COURT AND COMPTROLLER
ESCAMBIA COUNTY, FLORIDA**

SCHEDULE OF FINDINGS AND RESPONSES

SEPTEMBER 30, 2024

There were no comments which required management's written response.

**ESCAMBIA COUNTY, FLORIDA
PROPERTY APPRAISER**

FINANCIAL STATEMENTS

SEPTEMBER 30, 2024

**ESCAMBIA COUNTY, FLORIDA
PROPERTY APPRAISER**

FINANCIAL STATEMENTS

SEPTEMBER 30, 2024

TABLE OF CONTENTS

INDEPENDENT AUDITORS' REPORT	1
FUND FINANCIAL STATEMENTS	
Balance Sheet – General Fund	4
Statement of Revenues, Expenditures and Changes in Fund Balance – General Fund	5
Notes to the Financial Statements	6
REQUIRED SUPPLEMENTARY INFORMATION	
Schedule of Revenues, Expenditures and Changes in Fund Balance – Budget and Actual – General Fund	12
Notes to the Required Supplementary Information	13
INDEPENDENT AUDITORS' REPORT ON INTERNAL CONTROL OVER FINANCIAL REPORTING AND ON COMPLIANCE AND OTHER MATTERS BASED ON AN AUDIT OF THE FINANCIAL STATEMENTS PERFORMED IN ACCORDANCE WITH <i>GOVERNMENT AUDITING STANDARDS</i>	14
INDEPENDENT ACCOUNTANTS' REPORT ON EXAMINATION OF COMPLIANCE REQUIREMENTS IN ACCORDANCE WITH CHAPTER 10.550, RULES OF THE AUDITOR GENERAL.....	16
MANAGEMENT LETTER.....	17
SCHEDULE OF FINDINGS AND RESPONSES	19

INDEPENDENT AUDITORS' REPORT

Honorable Chris Jones
Escambia County Property Appraiser

Opinion

We have audited the financial statements of the general fund of the Escambia County, Florida, Property Appraiser (the Property Appraiser), as of and for the fiscal year ended September 30, 2024, and the related notes to the financial statements, which collectively comprise the Property Appraiser's financial statements as listed in the table of contents.

In our opinion, the accompanying financial statements referred to above present fairly, in all material respects, the respective financial position of the general fund information for the Property Appraiser as of September 30, 2024, and the respective changes in financial position thereof for the fiscal year then ended, in accordance with accounting principles generally accepted in the United States of America.

Basis for Opinion

We conducted our audit in accordance with auditing standards generally accepted in the United States of America (GAAS) and the standards applicable to financial audits contained in *Government Auditing Standards*, issued by the Comptroller General of the United States. Our responsibilities under those standards are further described in the Auditors' Responsibilities for the Audit of the Financial Statements section of our report. We are required to be independent of the Property Appraiser and to meet our other ethical responsibilities in accordance with the relevant ethical requirements relating to our audit. We believe that the audit evidence we have obtained is sufficient and appropriate to provide a basis for our audit opinion.

Emphasis of Matter

As discussed in Note 1 to the financial statements, the financial statements referred to above were prepared solely for the purpose of complying with the Rules of the Auditor General of the State of Florida (the Rules). In conformity with the Rules, the accompanying financial statements are intended to present the financial position and changes in financial position of the general fund information, but only for that portion of the major funds and the aggregate remaining fund information of Escambia County, Florida, that is attributable to the Property Appraiser. They do not purport to, and do not, present fairly the financial position of Escambia County, Florida, as of September 30, 2024, and the changes in its financial position for the fiscal year then ended, in conformity with accounting principles generally accepted in the United States of America. Our opinion is not modified with respect to these matters.

Responsibilities of Management for the Financial Statements

Management is responsible for the preparation and fair presentation of these financial statements in accordance with accounting principles generally accepted in the United States of America; this includes the design, implementation and maintenance of internal control relevant to the preparation and fair presentation of financial statements that are free from material misstatement, whether due to fraud or error.

In preparing the financial statements, management is required to evaluate whether there are conditions or events, considered in the aggregate, that raise substantial doubt about the Property Appraiser's ability to continue as a going concern for twelve months beyond the financial statement date, including any known information that may raise substantial doubt shortly thereafter.

Auditors' Responsibilities for the Audit of the Financial Statements

Our objectives are to obtain reasonable assurance about whether the financial statements as a whole are free from material misstatement, whether due to fraud or error, and to issue an auditors' report that includes our opinion. Reasonable assurance is a high level of assurance but is not absolute assurance and therefore is not a guarantee that an audit conducted in accordance with GAAS and *Government Auditing Standards* will always detect a material misstatement when it exists. The risk of not detecting a material misstatement resulting from fraud is higher than for one resulting from error, as fraud may involve collusion, forgery, intentional omissions, misrepresentations or the override of internal control. Misstatements are considered material if, individually or in the aggregate, they could reasonably be expected to influence the judgment made by a reasonable user made on the basis of these financial statements.

In performing an audit in accordance with GAAS and *Government Auditing Standards*, we:

- Exercise professional judgment and maintain professional skepticism throughout the audit.
- Identify and assess the risks of material misstatement of the financial statements, whether due to fraud or error, and design and perform audit procedures responsive to those risks. Such procedures include examining, on a test basis, evidence regarding the amounts and disclosures in the financial statements.
- Obtain an understanding of internal control relevant to the audit in order to design audit procedures that are appropriate in the circumstances, but not for the purpose of expressing an opinion on the effectiveness of the Property Appraiser's internal control. Accordingly, no such opinion is expressed.
- Evaluate the appropriateness of accounting policies used and the reasonableness of significant accounting estimates made by management, as well as evaluate the overall presentation of the financial statements.
- Conclude whether, in our judgment, there are conditions or events, considered in the aggregate, that raise substantial doubt about the Property Appraiser's ability to continue as a going concern for a reasonable period of time.

We are required to communicate with those charged with governance regarding, among other matters, the planned scope and timing of the audit, significant audit findings and certain internal control related matters that we identified during the audit.

Required Supplementary Information

Accounting principles generally accepted in the United States of America require that the budgetary comparison schedule, as listed in the table of contents, be presented to supplement the basic financial statements. Such information is the responsibility of management and, although not a part of the basic financial statements, is required by the Governmental Accounting Standards Board who considers it to be an essential part of financial reporting for placing the basic financial statements in an appropriate operational, economic or historical context.

We have applied certain limited procedures to the required supplementary information in accordance with GAAS, which consisted of inquiries of management about the methods of preparing the information and comparing the information for consistency with management's responses to our inquiries, the basic financial statements, and other knowledge we obtained during our audit of the basic financial statements. We do not express an opinion or provide any assurance on the information because the limited procedures do not provide us with sufficient evidence to express an opinion or provide any assurance.

Other Reporting Required by *Government Auditing Standards*

In accordance with *Government Auditing Standards*, we have also issued our report dated December 3, 2024, on our consideration of the Property Appraiser's internal control over financial reporting and on our tests of its compliance with certain provisions of laws, rules, regulations, contracts, grant agreements and other matters. The purpose of that report is solely to describe the scope of our testing of internal control over financial reporting and compliance, and the results of that testing, and not to provide an opinion on internal control over financial reporting or on compliance. That report is an integral part of an audit performed in accordance with *Government Auditing Standards* in considering the Property Appraiser's internal control over financial reporting and compliance.

A handwritten signature in black ink that reads "Warren Averett, LLC". The signature is written in a cursive, flowing style.

Pensacola, Florida
December 3, 2024

FINANCIAL STATEMENTS

**ESCAMBIA COUNTY, FLORIDA
PROPERTY APPRAISER**

**BALANCE SHEET
GENERAL FUND**

SEPTEMBER 30, 2024

	General Fund
ASSETS	
Cash	\$ 582,084
Prepaid items	1,305
Total assets	<u>\$ 583,389</u>
LIABILITIES	
Accounts payable	\$ 23,696
Accrued liabilities	193,618
Due to Board of County Commissioners	365,414
Due to other governments	661
Total liabilities	<u>583,389</u>
FUND BALANCE	
Unassigned	<u>-</u>
Total fund balance	<u>-</u>
Total liabilities and fund balance	<u>\$ 583,389</u>

See notes to the financial statements.

**ESCAMBIA COUNTY, FLORIDA
PROPERTY APPRAISER**

**STATEMENT OF REVENUES, EXPENDITURES AND
CHANGES IN FUND BALANCE – GENERAL FUND**

YEAR ENDED SEPTEMBER 30, 2024

	General Fund
REVENUES	
Charges for services	\$ 14,258
Investment income:	
Miscellaneous revenue	3,677
	17,935
Total revenues	17,935
EXPENDITURES	
Current	
General government:	
Salaries and benefits	6,354,013
Operating expenditures	833,262
Capital outlay	51,027
	7,238,302
Total expenditures	7,238,302
DEFICIENCY OF REVENUES UNDER EXPENDITURES	(7,220,367)
OTHER FINANCING SOURCES AND (USES)	
Transfers in	7,585,781
Transfers out	(365,414)
	7,220,367
Total other financing sources	7,220,367
NET CHANGE IN FUND BALANCE	-
FUND BALANCE, OCTOBER 1, 2023	-
	-
FUND BALANCE, SEPTEMBER 30, 2024	\$ -

See notes to the financial statements.

**ESCAMBIA COUNTY, FLORIDA
PROPERTY APPRAISER**

NOTES TO THE FINANCIAL STATEMENTS

SEPTEMBER 30, 2024

1. SUMMARY OF SIGNIFICANT ACCOUNTING POLICIES

The following is a summary of the significant principles and policies used in the preparation of these financial statements.

A. Reporting Entity

The Escambia County, Florida, Property Appraiser (the Property Appraiser), is an elected constitutional officer as provided by Article VIII, Section 1(d) of the Constitution of the State of Florida. The Property Appraiser's budget is submitted to the Florida Department of Revenue (per Florida Statute 195.087) for approval. The Escambia County Board of County Commissioners (the Board) appropriates and distributes to the Property Appraiser on a quarterly basis the funds necessary to operate the Property Appraiser's office.

For financial reporting purposes, the Property Appraiser is deemed to be a part of the primary government of Escambia County, Florida (the County), and therefore, is included as such in the County's Comprehensive Annual Financial Report. The Property Appraiser's individual financial statements do not purport to reflect the financial position or the results of operations of the primary government of the County, taken as a whole. The combined financial statements of the primary government of the County include the individual statements of the following elected officials and those separately administered organizations that are controlled by or are dependent upon the County:

- Board of County Commissioners
- Clerk of the Circuit Court and Comptroller
- Sheriff
- Tax Collector
- Property Appraiser
- Supervisor of Elections

Financial activities of other component units that form the reporting entity of the primary government of the County are not included in these financial statements.

B. Basis of Presentation – Fund Financial Statements

These financial statements have been prepared for the purpose of complying with Rules of the Auditor General, State of Florida, which require presentation of *fund level* only financial statements and permit omission of entity-wide full accrual financial statements and management's discussion and analysis. Therefore, these financial statements are intended to present only the financial position and changes in financial position of that portion of the County, that relates to transactions of the Property Appraiser and are not intended to present the financial position and changes in financial position of the County, taken as a whole.

The Property Appraiser's financial records and accounts are maintained in accordance with the principles of fund accounting, whereby resources are classified for accounting and reporting purposes into funds to ensure compliance with any special restrictions or limitations

**ESCAMBIA COUNTY, FLORIDA
PROPERTY APPRAISER**

NOTES TO THE FINANCIAL STATEMENTS

SEPTEMBER 30, 2024

on the use of such resources. The Property Appraiser's general fund (a governmental fund type) is the sole operating fund of the Property Appraiser. No additional funds are required to be maintained.

Fund Balance – Fund balances are classified either as non-spendable or as restricted, committed, assigned and unassigned, based on the extent to which there are external and internal constraints on the spending.

C. Measurement Focus and Basis of Accounting

The general fund is accounted for using the *modified accrual basis of accounting*. Revenues are recognized when they become susceptible to accrual—that is when they are both measurable and available to finance expenditures of the current period. The Property Appraiser considers receivables collected within 60 days after year end to be available and recognizes them as revenues of the current year.

Expenditures generally are recognized under the *modified accrual basis of accounting* when the fund liability is incurred. However, expenditures for compensated absences are recognized when payments are made to employees.

D. Funding from the Board of County Commissioners

Appropriations from the Board are recorded as “transfers in” on the Statement of Revenues, Expenditures and Changes in Fund Balance.

In accordance with Florida Statutes, the general fund's excess of revenues and transfers over expenditures is returned to the Board at year end and is reported as a “transfer out” on the Statement of Revenues, Expenditures and Changes in Fund Balance.

E. Capital Assets

Capital assets (vehicles, equipment and other property costing at least \$5,000 with a useful life of more than one year) are recorded as expenditures at the time of purchase. These assets are capitalized at cost and depreciated in the County's government-wide financial statements.

F. Accumulated Compensated Absences

Employees may accumulate, subject to limitations, amounts of earned but unused sick leave, annual leave and compensatory time, which will be paid upon separation from service. The amount of vested accumulated compensated absences payable (related to governmental fund activities) based upon the Property Appraiser's paid-time-off (PTO) policy is reported as a liability in the Statement of Net Position in the County's basic financial statements. That liability includes earned but unused vacation, sick and comp time, as well as FICA taxes and retirement contributions related thereto.

**ESCAMBIA COUNTY, FLORIDA
PROPERTY APPRAISER**

NOTES TO THE FINANCIAL STATEMENTS

SEPTEMBER 30, 2024

2. CASH DEPOSITS WITH FINANCIAL INSTITUTIONS

The investment of surplus funds is governed by the provisions of Florida Statute 218.415 regarding the type of investments that can be made. Deposits may be exposed to custodial credit risk, which is the risk of loss in the event of a bank failure.

The Property Appraiser manages custodial credit risk by maintaining its deposits in a financial institution designated as a “Qualified Public Depository” by the State Treasurer. All deposits were fully insured through a combination of federal depository insurance and participation of the financial institution in the multiple financial institution collateral pool as specified in Chapter 280, Florida Statutes. Accordingly, risk of loss due to bank failure is not significant.

At September 30, 2024, the reported amount of the Property Appraiser’s deposits and the bank balance, consisting entirely of deposits in a checking account, was \$617,996.

3. TRANSFERS

“Transfers in” consists of \$7,585,781 from the Board, and “transfers out” represents excess appropriations and fees returned to the Board in the amount of \$366,075. Amounts due to the Board were \$365,414 at September 30, 2024.

4. DUE TO/FROM OTHER GOVERNMENTS

At September 30, 2024, the amounts due to other governments totaled \$661.

5. RETIREMENT PLAN

The Property Appraiser participates in the Florida Retirement System (FRS), administered by the Florida Department of Management Services. The FRS was established in 1970 by Chapter 121, Florida Statutes. Changes to the FRS can only be made by an act of the Florida Legislature. Rules governing the operation and administration of the system may be found in Chapter 60S of the Florida Administrative Code. The State of Florida issues a publicly available stand-alone financial report that includes financial statements and required supplementary information for FRS. The report may be obtained on the division’s website at <http://www.dms.myflorida.com>. The report may also be obtained by contacting the State of Florida Division of Retirement, Department of Management Services, P.O. Box 9000, Tallahassee, FL 32315-9000.

**ESCAMBIA COUNTY, FLORIDA
PROPERTY APPRAISER**

NOTES TO THE FINANCIAL STATEMENTS

SEPTEMBER 30, 2024

Employees elect participation in either the defined benefit plan (Pension Plan), a multiple-employer cost-sharing defined benefit retirement plan, or the defined contribution plan (Investment Plan). As a general rule, membership in the FRS is compulsory for all employees working in a regularly established position for a state agency, county government, district school board, state university, community college or a participating city or special district within the state of Florida.

The FRS provides retirement and disability benefits, annual cost-of-living adjustments and death benefits to plan members and beneficiaries. Retirement benefits are based upon age, average compensation and years-of-service credit, where average compensation is computed as the average of the members' highest five or eight fiscal years of earnings, depending upon enrollment date. A post-employment health insurance subsidy is also provided to eligible retired members through the FRS in accordance with Florida Statutes.

For employees who were enrolled in the plan prior to July 1, 2011, normal retirement benefits are available at age 62, with six or more years of service, or to those employees who have at least 30 years of creditable service, regardless of age.

For employees who were enrolled in the plan after July 1, 2011, normal retirement benefits are available at age 65, with eight or more years of service, or to those employees who have at least 33 years of creditable service, regardless of age.

Early retirement is available for vested members with a 5% reduction of benefits for each year prior to the normal retirement age. Retirement age and years of service requirements also vary depending on membership class.

In addition to the above benefits, the Deferred Retirement Option Program (DROP) is available under the Pension Plan when the member first reaches eligibility for normal retirement. This program allows eligible members to defer receipt of monthly retirement benefit payments while continuing employment with an FRS employer for a period not to exceed 96 months after electing to participate.

For those members who elect participation in the Investment Plan rather than the Pension Plan, vesting occurs at one year of service. The Investment Plan is a defined contribution plan funded monthly by employer and employee contributions based on salary and membership class. Members in the Investment Plan decide how their funds are allocated between various investment accounts, and the vested funds are portable upon termination. The final retirement benefit is equal to the vested contributions plus investment earnings less expenses and losses allocated to the member's account. Members in the Investment Plan are not eligible for participation in DROP.

The contribution requirements of the Property Appraiser and members are established and may be amended by FRS. Both plans are contributory for employees and require a 3% employee contribution. This is in addition to the contributions that are the obligation of the employer.

**ESCAMBIA COUNTY, FLORIDA
PROPERTY APPRAISER**

NOTES TO THE FINANCIAL STATEMENTS

SEPTEMBER 30, 2024

The Property Appraiser’s contributions to FRS for the years ended September 30, 2024, 2023 and 2022, were \$781,468, \$675,443 and \$551,666, respectively, equal to the required contributions for each year.

The contribution rates in effect during the years ended September 30, 2024, 2023 and 2022, were as follows:

	<u>2024</u>	<u>2023</u>	<u>2022</u>
<u>Regular Class:</u> Members not qualifying for other classes.	13.63%	13.57%	11.91%
<u>Senior Management Class:</u> Members of senior management who do not elect the optional annuity retirement program.	34.52%	34.52%	31.57%
<u>Elected Officials Class:</u> Certain elected county officials.	58.68%	58.68%	57.00%
<u>Deferred Retirement Option Program (DROP):</u> Members enrolled in DROP from FRS.	21.13%	21.13%	18.60%

Net Pension Liability – Proportionate Share

The Property Appraiser has a net FRS pension liability determined in accordance with Governmental Accounting Standards Board (GASB) Statement No. 68, *Accounting and Financial Reporting for Pensions*. This long-term liability is only reported in the county-wide financial statements and is not a current liability of the general fund. All required disclosures and schedules may be found in the Comprehensive Annual Financial Report of Escambia County, Florida.

6. POSTEMPLOYMENT BENEFITS (OPEB) OTHER THAN PENSIONS

The Board offers postemployment health care benefits (OPEB) to all retired employees of the Property Appraiser’s Office and their dependents. Participating retirees are required to reimburse the Board for 100% of the premium cost, which is netted against the premium payment, so that no net expense is initially recorded in the Board’s financial statements. However, these retirees are receiving an “implicit subsidy” because the premium is a group rate, which includes active, lower-cost employees. This implicit subsidy has a cost; however, this annual cost and the total OPEB liability is measured as the portion of the actuarial present value of projected benefit payments that are attributed to past periods of employee service. The total OPEB liability and other required disclosures have been calculated for the County as a whole and not separately for the Property Appraiser’s Office. Accordingly, these calculations and disclosures can be found in the County’s Comprehensive Annual Financial Report.

**ESCAMBA COUNTY, FLORIDA
PROPERTY APPRAISER**

NOTES TO THE FINANCIAL STATEMENTS

SEPTEMBER 30, 2024

7. RISK MANAGEMENT

The County has a risk management program to ensure claims against the Board, Constitutional Officers and Santa Rosa Island Authority for the following types of risks:

Workers Compensation – The County is covered for workers’ compensation claims through a policy with the Florida Municipal Insurance Trust. Coverage limits under the policy include statutory limits, as well as \$1 million bodily injury for each accident and \$1 million bodily injury by disease for each employee, with an aggregate \$1 million policy limit.

Casualty and Property – Casualty limits are self-insured for \$200,000 per claim with a \$300,000 aggregate limit. Property limits are \$50,000 to \$250,000 self-insured retentions per occurrence with excess limits of \$45 million, including wind damage.

The Property Appraiser participated in the County’s insurance program during the year at a cost of \$31,713. There were no significant reductions in insurance coverage from the prior year, and no settlements exceeded the Property Appraiser’s insurance coverage in any of the past three fiscal years.

8. LITIGATION

The Property Appraiser is contingently liable with respect to lawsuits and other claims, which might be filed incidental to the ordinary course of operations. In the opinion of management, based on the advice of legal counsel, there are no lawsuits or claims outstanding which will have a material adverse effect on the financial position of the Property Appraiser’s Office.

9. SUBSEQUENT EVENTS

The Property Appraiser has evaluated events and transactions for potential recognition or disclosure in the financial statements through December 3, 2024, the date the financial statements were available to be issued. No subsequent events have been recognized or disclosed.

REQUIRED SUPPLEMENTARY INFORMATION

**ESCAMBIA COUNTY, FLORIDA
PROPERTY APPRAISER**

**SCHEDULE OF REVENUES, EXPENDITURES AND
CHANGES IN FUND BALANCE – BUDGET AND ACTUAL
GENERAL FUND**

YEAR ENDED SEPTEMBER 30, 2024

	<u>Original Budget</u>	<u>Final Budget</u>	<u>Actual</u>	<u>Variance with Final Budget</u>
REVENUES				
Charges for services	\$ -	\$ -	\$ 14,258	\$ 14,258
Miscellaneous revenue	-	-	3,677	3,677
Total revenues	-	-	17,935	17,935
EXPENDITURES				
Current				
General government:				
Salaries and benefits	6,741,611	6,628,476	6,354,013	274,463
Operating expenditures	772,206	849,999	833,262	16,737
Capital outlay	-	51,027	51,027	-
Reserved for contingencies	70,000	70,000	-	70,000
Total expenditures	7,583,817	7,599,502	7,238,302	361,200
DEFICIENCY OF REVENUES UNDER EXPENDITURES	(7,583,817)	(7,599,502)	(7,220,367)	379,135
OTHER FINANCING SOURCES AND (USES)				
Transfers in	7,583,817	7,599,502	7,585,781	(13,721)
Transfers out	-	-	(365,414)	(365,414)
Total other financing sources	7,583,817	7,599,502	7,220,367	(379,135)
NET CHANGE IN FUND BALANCE	-	-	-	-
FUND BALANCE, OCTOBER 1, 2023	-	-	-	-
FUND BALANCE, SEPTEMBER 30, 2024	<u>\$ -</u>	<u>\$ -</u>	<u>\$ -</u>	<u>\$ -</u>

See notes to the required supplementary information.

**ESCAMBIA COUNTY, FLORIDA
PROPERTY APPRAISER**

NOTES TO THE REQUIRED SUPPLEMENTARY INFORMATION

SEPTEMBER 30, 2024

The Property Appraiser's Office operates under budget procedures pursuant to Florida Statutes. Annual budgets are legally adopted for the general fund on a basis consistent with accounting principles generally accepted in the United States of America. The legal level of budgetary control (i.e., the level at which expenditures may not legally exceed appropriations) is at the fund level.

**INDEPENDENT AUDITORS' REPORT ON INTERNAL CONTROL OVER FINANCIAL
REPORTING AND ON COMPLIANCE AND OTHER MATTERS BASED ON AN AUDIT OF
THE FINANCIAL STATEMENTS PERFORMED IN ACCORDANCE WITH
GOVERNMENT AUDITING STANDARDS**

Honorable Chris Jones
Escambia County Property Appraiser

We have audited, in accordance with the auditing standards generally accepted in the United States of America and the standards applicable to financial audits contained in *Government Auditing Standards* issued by the Comptroller General of the United States, the financial statements of the Escambia County, Florida, Property Appraiser (the Property Appraiser) as of and for the year ended September 30, 2024, and the related notes to the financial statements, and have issued our report thereon dated December 3, 2024.

Internal Control Over Financial Reporting

In planning and performing our audit of the financial statements, we considered the Property Appraiser's internal control over financial reporting (internal control) as a basis for designing the audit procedures that are appropriate in the circumstances for the purpose of expressing our opinion on the financial statements, but not for the purpose of expressing an opinion on the effectiveness of the Property Appraiser's internal control. Accordingly, we do not express an opinion on the effectiveness of the Property Appraiser's internal control.

A deficiency in internal control exists when the design or operation of a control does not allow management or employees, in the normal course of performing their assigned functions, to prevent, or detect and correct, misstatements on a timely basis. A material weakness is a deficiency or a combination of deficiencies in internal control, such that there is a reasonable possibility that a material misstatement of the entity's financial statements will not be prevented, or detected and corrected, on a timely basis. A significant deficiency is a deficiency or a combination of deficiencies in internal control that is less severe than a material weakness, yet important enough to merit attention by those charged with governance.

Our consideration of internal control was for the limited purpose described in the first paragraph of this section and was not designed to identify all deficiencies in internal control that might be material weaknesses or significant deficiencies. Given these limitations, during our audit we did not identify any deficiencies in internal control that we consider to be material weaknesses. However, material weaknesses or significant deficiencies may exist that have not been identified.

Compliance and Other Matters

As part of obtaining reasonable assurance about whether the Property Appraiser's financial statements are free from material misstatement, we performed tests of its compliance with certain provisions of laws, regulations, contracts and grant agreements, noncompliance with which could have a direct and material effect on the financial statements. However, providing an opinion on compliance with those provisions was not an objective of our audit, and accordingly, we do not express such an opinion. The results of our tests disclosed no instances of noncompliance or other matters that are required to be reported under *Government Auditing Standards*.

Purpose of This Report

The purpose of this report is solely to describe the scope of our testing of internal control and compliance and the results of that testing and not to provide an opinion on the effectiveness of the Property Appraiser's internal control or on compliance. This report is an integral part of an audit performed in accordance with *Government Auditing Standards* in considering the Property Appraiser's internal control and compliance. Accordingly, this report is not suitable for any other purpose.



Pensacola, Florida
December 3, 2024

**INDEPENDENT ACCOUNTANTS' REPORT ON EXAMINATION OF
COMPLIANCE REQUIREMENTS IN ACCORDANCE WITH CHAPTER 10.550,
RULES OF THE AUDITOR GENERAL**

Honorable Chris Jones
Escambia County Property Appraiser

We have examined the Office of the Property Appraiser of Escambia County, Florida's (hereinafter referred to as Property Appraiser), compliance with Florida Statute 218.415 regarding investments for the year ended September 30, 2024.

Management is responsible for the Property Appraiser's compliance with those requirements. Our responsibility is to express an opinion on the Property Appraiser's compliance based on our examination.

Our examination was conducted in accordance with attestation standards established by the American Institute of Certified Public Accountants. Those standards require that we plan and perform the examination to obtain reasonable assurance about whether the Property Appraiser complied, in all material respects, with the specified requirements referenced above. An examination involves performing procedures to obtain evidence about whether the Property Appraiser complied with the specified requirements. The nature, timing and extent of the procedures selected depend on our judgment, including an assessment of the risks of material noncompliance, whether due to fraud or error. We believe that the evidence that we obtained is sufficient and appropriate to provide a reasonable basis for our opinion.

We are required to be independent and to meet our ethical responsibilities in accordance with relevant ethical requirements related to the examination engagement.

Our examination does not provide a legal determination on the Property Appraiser's compliance with specified requirements.

In our opinion, the Property Appraiser complied, in all material respects, with the aforementioned requirements for the year ended September 30, 2024.



Pensacola, Florida
December 3, 2024

MANAGEMENT LETTER

Honorable Chris Jones
Escambia County Property Appraiser

Report on the Financial Statements

We have audited the financial statements of the general fund of the Office of the Property Appraiser of Escambia County, Florida, as of and for the fiscal year ended September 30, 2024, and the related notes to the financial statements, and have issued our report thereon dated December 3, 2024.

Auditors' Responsibility

We conducted our audit in accordance with auditing standards generally accepted in the United States of America; the standards applicable to financial audits contained in *Government Auditing Standards*, issued by the Comptroller General of the United States; and Chapter 10.550, Rules of the Auditor General.

Other Reporting Requirements

We have issued our Independent Auditors' Report on Internal Control over Financial Reporting and on Compliance and Other Matters Based on an Audit of the Financial Statements Performed in Accordance with *Government Auditing Standards*; and Independent Accountants' Report on an examination conducted in accordance with *AICPA Professional Standards*, AT-C Section 315, regarding compliance requirements in accordance with Chapter 10.550, Rules of the Auditor General. Disclosures in those reports which are dated December 3, 2024, should be considered in conjunction with this management letter.

Prior Audit Findings

Section 10.554(1)(i)1., Rules of the Auditor General, requires that we determine whether or not corrective actions have been taken to address findings and recommendations made in the preceding annual financial audit report. There were no recommendations made in the preceding audit report.

Official Title and Legal Authority

Section 10.554(1)(i)4., Rules of the Auditor General, requires that the name or official title and legal authority for the primary government and each component unit of the reporting entity be disclosed in this management letter, unless disclosed in the notes to the financial statements. The Property Appraiser was established by Article VIII, Section 1(d) of the Constitution of the State of Florida. There are no component units related to the Property Appraiser.

Financial Management

Section 10.554(1)(i)2., Rules of the Auditor General, requires that we communicate any recommendations to improve financial management. In connection with our audit, we did not have any such recommendations.

Additional Matters

Section 10.554(1)(i)3., Rules of the Auditor General, requires us to communicate noncompliance with provisions of contracts, grant agreements, or abuses that have occurred, or are likely to have occurred, that have an effect on the financial statements that is less than material but warrants the attention of those charged with governance. In connection with our audit, we did not note any such findings.

Purpose of This Letter

Our management letter is intended solely for the information and use of the Legislative Auditing Committee, members of the Florida Senate and the Florida House of Representatives, the Florida Auditor General, the Property Appraiser, the Escambia County Board of County Commissioners and applicable management, and is not intended to be, and should not be, used by anyone other than these specified parties.

Warren Averett, LLC

Pensacola, Florida
December 3, 2024

**ESCAMBIA COUNTY, FLORIDA
PROPERTY APPRAISER**

SCHEDULE OF FINDINGS AND RESPONSES

SEPTEMBER 30, 2024

There were no comments which require management's written response.

**FINANCIAL STATEMENTS AND
SUPPLEMENTAL REPORTS**

**ESCAMBIA COUNTY, FLORIDA
SHERIFF**

SEPTEMBER 30, 2024

**FINANCIAL STATEMENTS AND
SUPPLEMENTAL REPORTS**

**ESCAMBIA COUNTY, FLORIDA
SHERIFF**

SEPTEMBER 30, 2024

TABLE OF CONTENTS

Independent Auditors' Report	1
Financial Statements	
Balance Sheet – Governmental Funds	4
Statement of Revenues, Expenditures and Changes in Fund Balance – Governmental Funds	5
Statement of Net Position – Internal Service Fund	6
Statement of Revenues, Expenses and Changes in Net Position – Internal Service Fund	7
Statement of Cash Flows – Internal Service Fund	8
Statement of Fiduciary Net Position – Custodial Funds	9
Statement of Changes in Fiduciary Net Position – Custodial Funds	10
Notes to the Financial Statements	11
Required Supplementary Information	
Schedule of Revenues, Expenditures and Changes in Fund Balance – Budget and Actual – General Fund	21
Notes to the Required Supplementary Information	22
Other Supplementary Information	
Combining Financial Statements and Budgetary Comparison Schedule:	
Schedule of Revenues, Expenditures and Changes in Fund Balance – Budget and Actual – Sheriff's Programs Fund	23
Combining Statement of Fiduciary Net Position – All Custodial Funds	24
Combining Statement of Changes in Fiduciary Net Position – All Custodial Funds	25

**FINANCIAL STATEMENTS AND
SUPPLEMENTAL REPORTS**

**ESCAMBIA COUNTY, FLORIDA
SHERIFF**

SEPTEMBER 30, 2024

TABLE OF CONTENTS (Continued)

Independent Auditors' Report on Internal Control Over Financial Reporting and on Compliance and Other Matters Based on an Audit of Financial Statements Performed in Accordance with <i>Government Auditing Standards</i>	26
Independent Accountants' Report on Examination of Compliance Requirements in Accordance with Chapter 10.550, <i>Rules of the Auditor General</i>	28
Management Letter	29
Schedule of Findings and Responses	31

INDEPENDENT AUDITORS' REPORT

Honorable Chip Simmons, Sheriff
Escambia County, Florida

Opinions

We have audited the accompanying financial statements of each major fund and the aggregate remaining fund information of the Office of the Sheriff of Escambia County, Florida ("Sheriff"), as of and for the year ended September 30, 2024, and the related notes to the financial statements, which collectively comprise the Sheriff's financial statements, as listed in the table of contents.

In our opinion, the financial statements referred to above present fairly, in all material respects, the respective financial position of each major fund and the aggregate remaining fund information of the Sheriff as of September 30, 2024, and the respective changes in financial position and cash flows, where applicable for the year then ended in accordance with accounting principles generally accepted in the United States of America.

Basis for Opinions

We conducted our audit in accordance with auditing standards generally accepted in the United States of America (GAAS) and the standards applicable to financial audits contained in *Government Auditing Standards*, issued by the Comptroller General of the United States. Our responsibilities under those standards are further described in the Auditors' Responsibilities for the Audit of the Financial Statements section of our report. We are required to be independent of the Sheriff and to meet our other ethical responsibilities in accordance with the relevant ethical requirements relating to our audit. We believe that the audit evidence we have obtained is sufficient and appropriate to provide a basis for our audit opinions.

Emphasis of Matter

As discussed in Note 1 to the financial statements, the financial statements referred to above have been prepared for the purpose of complying with the Rules of the Auditor General, State of Florida. In conformity with the Rules, the accompanying financial statements are intended to present the financial position and changes in financial position of each major fund, and aggregate remaining fund information, only for that portion of the major funds, and the aggregate remaining fund information, of Escambia County, Florida, that are attributable to the Sheriff. They do not purport to, and do not, present fairly the financial position of Escambia County, Florida, as of September 30, 2024, and the changes in its financial position for the fiscal year then ended in conformity with accounting principles generally accepted in the United States of America. Our opinion is not modified with respect to these matters.

Responsibilities of Management for the Financial Statements

Management is responsible for the preparation and fair presentation of the financial statements in accordance with accounting principles generally accepted in the United States of America, and for the design, implementation and maintenance of internal control relevant to the preparation and fair presentation of financial statements that are free from material misstatement, whether due to fraud or error.

In preparing the financial statements, management is required to evaluate whether there are conditions or events, considered in the aggregate, that raise substantial doubt about the Sheriff's ability to continue as a going concern for twelve months beyond the financial statement date, including any currently known information that may raise substantial doubt shortly thereafter.

Auditors' Responsibilities for the Audit of the Financial Statements

Our objectives are to obtain reasonable assurance about whether the financial statements as a whole are free from material misstatement, whether due to fraud or error, and to issue an auditors' report that includes our opinions. Reasonable assurance is a high level of assurance but is not absolute assurance and therefore is not a guarantee that an audit conducted in accordance with GAAS and *Government Auditing Standards* will always detect a material misstatement when it exists. The risk of not detecting a material misstatement resulting from fraud is higher than for one resulting from error, as fraud may involve collusion, forgery, intentional omissions, misrepresentations or the override of internal control. Misstatements are considered material if there is a substantial likelihood that, individually or in the aggregate, they would influence the judgment made by a reasonable user based on the financial statements.

In performing an audit in accordance with GAAS and *Government Auditing Standards*, we:

- Exercise professional judgment and maintain professional skepticism throughout the audit.
- Identify and assess the risks of material misstatement of the financial statements, whether due to fraud or error, and design and perform audit procedures responsive to those risks. Such procedures include examining, on a test basis, evidence regarding the amounts and disclosures in the financial statements.
- Obtain an understanding of internal control relevant to the audit in order to design audit procedures that are appropriate in the circumstances, but not for the purpose of expressing an opinion on the effectiveness of the Sheriff's internal control. Accordingly, no such opinion is expressed.
- Evaluate the appropriateness of accounting policies used and the reasonableness of significant accounting estimates made by management, as well as evaluate the overall presentation of the financial statements.
- Conclude whether, in our judgment, there are conditions or events, considered in the aggregate, that raise substantial doubt about the Sheriff's ability to continue as a going concern for a reasonable period of time.

We are required to communicate with those charged with governance regarding, among other matters, the planned scope and timing of the audit, significant audit findings and certain internal control related matters that we identified during the audit.

Required Supplementary Information

Accounting principles generally accepted in the United States of America require that budgetary comparison information, as listed in the table of contents, be presented to supplement the basic financial statements. Such information is the responsibility of management and, although not a part of the basic financial statements, is required by the Governmental Accounting Standards Board, who considers it to be an essential part of financial reporting for placing the basic financial statements in an appropriate operational, economic or historical context. We have applied certain limited procedures to the required supplementary information in accordance with GAAS, which consisted of inquiries of management about the methods of preparing the information and comparing the information for consistency with management's responses to our inquiries, the basic financial statements, and other knowledge we obtained during our audit of the basic financial statements. We do not express an opinion nor provide any assurance on the information because the limited procedures do not provide us with sufficient evidence to express an opinion nor provide any assurance.

Supplementary Information

Our audit was conducted for the purpose of forming opinions on the financial statements that collectively comprise the Sheriff's basic financial statements. The accompanying budgetary comparison schedule and combining financial statements, as listed in the table of contents, are presented for purposes of additional analysis and are not a required part of the basic financial statements. Such information is the responsibility of management and was derived from and relates directly to the underlying accounting and other records used to prepare the basic financial statements. The information has been subjected to the auditing procedures applied in the audit of the basic financial statements and certain additional procedures, including comparing and reconciling such information directly to the underlying accounting and other records used to prepare the basic financial statements or to the basic financial statements themselves, and other additional procedures in accordance with GAAS. In our opinion, the information is fairly stated, in all material respects, in relation to the basic financial statements as a whole.

Other Reporting Required by *Government Auditing Standards*

In accordance with *Government Auditing Standards*, we have also issued our report dated January 27, 2025, on our consideration of the Sheriff's internal control over financial reporting and on our tests of its compliance with certain provisions of laws, regulations, contracts, grant agreements and other matters. The purpose of that report is solely to describe the scope of our testing of internal control over financial reporting and compliance and the results of that testing, and not to provide an opinion on the effectiveness of the Sheriff's internal control over financial reporting or on compliance. That report is an integral part of an audit performed in accordance with *Government Auditing Standards* in considering the Sheriff's internal control over financial reporting and compliance.



Pensacola, Florida
January 27, 2025

Financial Statements

**ESCAMBIA COUNTY, FLORIDA
SHERIFF**

**BALANCE SHEET
GOVERNMENTAL FUNDS**

SEPTEMBER 30, 2024

	General Fund	Sheriff's Programs Fund	Total Governmental Funds
ASSETS			
Cash and cash equivalents	\$ 2,252,388	\$ 230,136	\$ 2,482,524
Due from other funds	106,020	49,059	155,079
Due from Board of County Commissioners	832,384	-	832,384
Due from other governmental units	-	106,020	106,020
Inventory	740,290	-	740,290
Total assets	\$ 3,931,082	\$ 385,215	\$ 4,316,297
LIABILITIES			
Accounts payable	\$ 289,990	\$ -	\$ 289,990
Accrued liabilities	2,623,172	-	2,623,172
Due to other funds	49,059	106,020	155,079
Due to Board of County Commissioners	228,571	-	228,571
Unearned revenue	-	279,195	279,195
Total liabilities	3,190,792	385,215	3,576,007
FUND BALANCE			
Nonspendable:			
Inventory	740,290	-	740,290
Total fund balance	740,290	-	740,290
Total liabilities and fund balance	\$ 3,931,082	\$ 385,215	\$ 4,316,297

**ESCAMBIA COUNTY, FLORIDA
SHERIFF**

**STATEMENT OF REVENUES, EXPENDITURES AND
CHANGES IN FUND BALANCES – GOVERNMENTAL FUNDS**

YEAR ENDED SEPTEMBER 30, 2024

	<u>General Fund</u>	<u>Sheriff's Programs Fund</u>	<u>Total Governmental Funds</u>
REVENUES			
Grant revenue	\$ -	\$ 2,102,256	\$ 2,102,256
Judgments, fines and forfeitures	-	149,804	149,804
Total revenues	-	2,252,060	2,252,060
EXPENDITURES			
Public safety:			
Salaries and benefits	72,986,210	456,180	73,442,390
Operating expenditures	11,235,387	207,459	11,442,846
Debt service	125,000	420,000	545,000
Capital outlay	1,024,814	1,168,421	2,193,235
Total expenditures	85,371,411	2,252,060	87,623,471
Excess (Deficiency) of revenues over (under) expenditures	(85,371,411)	-	(85,371,411)
Other financing sources and uses:			
Transfers in	85,461,813	-	85,461,813
Transfers out	(90,402)	-	(90,402)
Total other financing sources and uses	85,371,411	-	85,371,411
Net change in fund balance	-	-	-
Fund balance, October 1, 2023	485,723	-	485,723
Change in inventory	254,567	-	254,567
Fund balance, September 30, 2024	<u>\$ 740,290</u>	<u>\$ -</u>	<u>\$ 740,290</u>

See accompanying notes to the financial statements.

**ESCAMBIA COUNTY, FLORIDA
SHERIFF**

STATEMENT OF NET POSITION – INTERNAL SERVICE FUND

SEPTEMBER 30, 2024

ASSETS

Current assets

Amounts held by others for benefits	\$ 4,824,324
-------------------------------------	--------------

Total current assets	4,824,324
----------------------	-----------

LIABILITIES

Current liabilities

Claims incurred but not reported	\$ 743,164
----------------------------------	------------

Total current liabilities	743,164
---------------------------	---------

NET POSITION

Unrestricted	4,081,160
--------------	-----------

Total net position	\$ 4,081,160
--------------------	--------------

**ESCAMBIA COUNTY, FLORIDA
SHERIFF**

**STATEMENT OF REVENUES, EXPENSES AND CHANGES IN NET POSITION –
INTERNAL SERVICE FUND**

YEAR ENDED SEPTEMBER 30, 2024

OPERATING REVENUES

Charges for services

Premium revenue – self insurance	\$ 11,181,795
Increase in premium reserves	963,497
Rebates and other	<u>1,098,158</u>
Total operating revenues	13,243,450

OPERATING EXPENSES

Change in incurred but not reported claims	(866,443)
Claims expense – self insurance	10,350,814
Stop-loss coverage	613,112
Administrative and operating expenses	<u>727,947</u>
Total operating expenses	<u>10,825,430</u>
Change in net position	2,418,020
Net position, October 1, 2023	<u>1,663,140</u>
Net position, September 30, 2024	<u><u>\$ 4,081,160</u></u>

**ESCAMBIA COUNTY, FLORIDA
SHERIFF**

STATEMENT OF CASH FLOWS – INTERNAL SERVICE FUND

YEAR ENDED SEPTEMBER 30, 2024

Cash flows from operating activities	
Receipts from benefits management	\$ 13,243,450
Payments to suppliers and for claims	(11,691,873)
Transfers to others for benefits	(1,551,577)
	<hr/>
Net cash provided by (used in) operating activities	-
Net change in cash and cash equivalents	-
Cash and cash equivalents at beginning of year	-
	<hr/>
Cash and cash equivalents at end of year	\$ -
	<hr/> <hr/>
Reconciliation of change in net position to net cash provided by (used in) operating activities	2,418,020
Changes in assets and liabilities:	
(Increase) decrease in amounts held by others for benefits	(1,551,577)
(Decrease) increase claims incurred but not reported	(866,443)
	<hr/>
Net cash provided by (used in) operating activities	\$ -
	<hr/> <hr/>

**ESCAMBIA COUNTY, FLORIDA
SHERIFF**

STATEMENT OF FIDUCIARY NET POSITION – CUSTODIAL FUNDS

SEPTEMBER 30, 2024

ASSETS

Cash and cash equivalents	\$ 269,125
Total assets	269,125

LIABILITIES

Due to defendant	14,146
Due to Clerk	12,056
Total liabilities	26,202

NET POSITION

Restricted for:	
Employee events	8,417
Evidence	234,506
Total net position	\$ 242,923

**ESCAMBIA COUNTY, FLORIDA
SHERIFF**

STATEMENT OF CHANGES IN FIDUCIARY NET POSTION – CUSTODIAL FUNDS

YEAR ENDED SEPTEMBER 30, 2024

ADDITIONS

Evidence collected	\$ 502,968
Civil process fees	381,884
Contributions from employees	<u>11,083</u>
Total additions	895,935

DEDUCTIONS

Evidence returned to defendant	192,608
Paid to BOCC LET	407,211
Paid to BOCC per F.S.	299,831
Paid to Clerk for contempt	78,640
Credit card fees	3,413
Payments for employee events	<u>20,532</u>
Total deductions	<u>1,002,235</u>

Net change in fiduciary net position	(106,300)
Net position, October 1, 2023	<u>349,223</u>
Net position, September 30, 2024	<u><u>\$ 242,923</u></u>

**ESCAMBIA COUNTY, FLORIDA
SHERIFF**

NOTES TO THE FINANCIAL STATEMENTS

1. Summary of Significant Accounting Policies

The following is a summary of the significant principles and policies used in the preparation of these financial statements.

A. Reporting Entity

The Escambia County, Florida, Sheriff (the "Sheriff") is an elected constitutional officer as provided by Article VIII, Section 1(d) of the Constitution of the State of Florida. The Sheriff's budget is submitted to the Escambia County Board of County Commissioners (the "Board") for approval. The Board appropriates and distributes to the Sheriff, on a monthly basis, funds necessary to operate the Sheriff's office.

For financial reporting purposes, the Sheriff is deemed to be a part of the primary government of Escambia County, Florida (the "County") and therefore, is included as such in the Escambia County, Florida, Annual Comprehensive Financial Report.

B. Basis of Presentation – Fund Financial Statements

These financial statements have been prepared for the purpose of complying with *Rules of the Auditor General, State of Florida*, which require presentation of fund-level-only financial statements and permit omission of entity-wide full accrual financial statements and management's discussion and analysis. Therefore, these financial statements are intended to present only the financial position and changes in financial position of that portion of Escambia County, Florida, that relate to transactions of the Sheriff and are not intended to present the financial position and changes in financial position of Escambia County, Florida, taken as a whole.

The Sheriff's financial records and accounts are maintained in accordance with the principles of fund accounting, whereby resources are classified for accounting and reporting purposes into funds to ensure compliance with any special restrictions or limitations on the use of such resources. The Sheriff's major funds are the General Fund and the Sheriff's Programs Fund.

The **General Fund** is the general operating fund of the Sheriff. It is used to account for all financial resources except those required to be accounted for in other funds.

Additionally, the Sheriff reports the following fund types:

The **Special Revenue Funds** are used to account for and report the proceeds of specific revenue sources that are restricted or committed to expenditure for specified purposes other than debt service or capital projects.

The **Sheriff's Programs Fund** is used to account for various grant and federal forfeiture activities.

**ESCAMBIA COUNTY, FLORIDA
SHERIFF**

NOTES TO THE FINANCIAL STATEMENTS

The ***Proprietary Fund – Internal Service Fund*** is used to account for employee medical insurance coverage for employees of the Sheriff and for risks from medical benefit claims of the self-funded health insurance plan.

The ***Custodial Funds*** are used to account for assets received and held by the Sheriff as a fiduciary for individuals, private organizations and other governments. The Sheriff has several custodial funds for varying purposes.

C. Capital Assets

Capital assets (vehicles, equipment and other property costing at least \$5,000, with a useful life of more than one year) are recorded as expenditures at the time of purchase. These assets are capitalized at cost and depreciated in the County's government-wide financial statements. It is not appropriate to report capital assets and the related depreciation in the governmental fund financial statements.

D. Fund Balance and Flow Assumptions

Government funds - Fund balance at September 30, 2024, consists of the following:

Nonspendable fund balances include amounts that cannot be spent because they are not in spendable form or are legally or contractually required to be maintained intact. Nonspendable fund balance at the Sheriff consists of \$740,290 for inventory.

Remaining fund balances are classified as following, depending upon the Sheriff's ability to control the spending of these balances:

Restricted fund balances can only be used for specific purposes, which are externally imposed by creditors, grantors, contributors or laws or regulations, or are imposed by law through constitutional provisions or enabling legislation. As of September 30, 2024, the restricted fund balance at the Sheriff consists of \$242,923 in Custodial Funds.

Committed fund balances can only be used for specific purposes imposed internally by the Sheriff's formal action of highest level of decision-making authority. As of September 30, 2024, the Sheriff had no committed fund balances.

Assigned fund balances are fund balances intended to be used for specific purposes, but do not meet the more formal criterion to be considered either restricted or committed. As of September 30, 2024, the Sheriff had no assigned fund balances.

Unassigned fund balances represent the residual positive fund balance within the General Fund, which has not been assigned to other funds and has not been restricted, committed or assigned. In funds other than the General Fund, unassigned fund balances are limited to negative residual balances. As of September 30, 2024, the Sheriff had no unassigned fund balances because all excess revenues within the General Fund are required to be remitted to the Board, and there were no negative residual balances in the Special Revenue Fund.

**ESCAMBIA COUNTY, FLORIDA
SHERIFF**

NOTES TO THE FINANCIAL STATEMENTS

Periodically, the Sheriff will fund outlays for a particular purpose from both restricted and unrestricted resources (the total of committed, assigned and unassigned fund balance). In order to calculate the amounts to report as restricted, committed, assigned and unassigned fund balance in the governmental fund financial statements, a flow assumption must be made about the order in which the resources are considered to be applied. It is the Sheriff's policy to consider restricted fund balance to have been depleted before using any of the components of unrestricted fund balance. Further, when the components of unrestricted fund balance can be used for the same purpose, committed fund balance is depleted first, followed by assigned fund balance. Unassigned fund balance is applied last.

E. Accumulated Compensated Absences

Employees may accumulate, subject to limitations, amounts of earned, but unused, sick leave, annual leave and compensatory time, which will be paid upon separation from service. The amount of vested, accumulated, compensated absences payable, based upon the Sheriff's paid-time-off (PTO) policy, is reported as a liability in the statement of net position in the County's government-wide financial statements. That liability also includes earned, but unused sick leave, annual leave and compensatory time, as well as FICA taxes and retirement contributions related thereto.

F. Measurement Focus and Basis of Accounting

Basis of accounting refers to when revenues and expenditures are recognized in the accounts and reported in the financial statements and also refers to the timing of the measurements made, regardless of the measurement focus applied.

Measurement Focus – The accounting and financial reporting treatment applied to the capital assets and long-term liabilities associated with a fund are determined by its measurement focus. All governmental funds are accounted for on a spending or "financial flow" measurement focus. This means that generally, only current assets, deferred outflows, current liabilities and deferred inflows are included in the balance sheet. Governmental fund operating statements present increases (revenues and other financing sources) and decreases (expenditures and other financing uses) in fund balance. Accordingly, they present a summary of sources and uses of "available spendable resources" during a period.

All governmental funds are accounted for using the modified accrual basis of accounting. Under the modified accrual basis of accounting, revenues are recognized when received in cash or when they become both measurable and available to finance expenditures of the current period. The Sheriff considers receivables collected within 60 days after year end to be available and recognizes them as revenues of the current year. Grants and similar items are recognized as revenue as soon as all eligibility requirements imposed by the provider have been met. Compensated absences are paid from the General Fund. Capital asset acquisitions are recorded as expenditures in the governmental funds.

**ESCAMBIA COUNTY, FLORIDA
SHERIFF**

NOTES TO THE FINANCIAL STATEMENTS

The proprietary fund financial statements are reported using the economic resources measurement focus. Under this measurement focus, all assets and all liabilities associated with the operation of the fund are included on the balance sheet. The statement of revenue, expenses and changes in net position reports revenues and expenses. The proprietary funds are reported using the accrual basis of accounting. Revenues are recorded when earned, and expenses are recorded at the time liabilities are incurred, regardless of when the related cash flows take place.

Proprietary funds distinguish operating revenues and expenses from nonoperating items. Operating revenues and expenses generally result from providing services and producing and delivering goods in connection with a proprietary fund's principal ongoing operations. All revenues and expenses not meeting this definition are reported as nonoperating revenues and expenses.

Proprietary fund operating revenues, such as charges for services, result from exchange transactions associated with the principal activity of the fund. The principal operating revenues for the proprietary funds are fees and charges for funding the self-insurance program. Operating expenses for the internal service fund include the cost of providing services and administrative expenses.

Nonoperating revenues, such as subsidies and investment earnings, result from non-exchange transactions or ancillary activities. On an accrual basis, revenue from interest is recorded when earned.

G. Funding Provided by the Board of County Commissioners

The Board funds the majority of the operating budget of the Sheriff. Payment by the Board to fund the operations of the Sheriff is recorded as a "transfer out" in the basic financial statements of the County and as an operating "transfer in" on the financial statements of the Sheriff.

In accordance with Florida Statutes, the General Fund's excess of revenues over expenditures is returned to the Board at the end of the fiscal year. Repayments to the Board are recorded as a "transfer out" in the financial statements of the Sheriff and the amount of undistributed excess appropriations at the end of the fiscal year is reported as amounts due the Board.

2. Deposits and Investments

Cash and cash equivalents are highly liquid investments with original maturities of three months or less when purchased. Investments, if any, are recorded at fair value. The Sheriff has an investment policy governed by the provisions of Florida Statute 218.415 as to the type of investments that can be made. Authorized investments include the Local Government Surplus Trust Fund or any intergovernmental investment pool authorized pursuant to the Florida Interlocal Cooperation Act of 1969; Security and Exchange registered money market funds with the highest credit quality rating from a recognized rating agency; savings accounts or certificates of deposit in state-certified depositories; notes, bonds or treasury bills or other direct obligations of the United States Treasury, federal agencies and instruments; and repurchase agreements.

**ESCAMBIA COUNTY, FLORIDA
SHERIFF**

NOTES TO THE FINANCIAL STATEMENTS

Deposits may be exposed to custodial credit risk, which is the risk of loss in the event of a bank failure. The Sheriff manages custodial credit risk by maintaining its deposits in financial institutions designated as “Qualified Public Depositories” by the State Treasurer.

The Sheriff’s cash deposits are held by a bank that qualifies as a public depository under the Florida Security for Public Deposits Act as required by Chapter 280, Florida Statutes. All of the Sheriff’s deposits are fully insured by the Public Deposit Trust Fund.

At September 30, 2024, the reported amount of the Sheriff’s deposits was approximately \$2.7 million, and the bank balance was approximately \$5.2 million, consisting entirely of cash and deposit accounts.

3. Interfund Receivables and Payables

Interfund receivables and payables consist of amounts due to or from funds during the normal course of business. Transfers consist of \$85,461,813 of “transfers in” from the Board and “transfers out” of unspent appropriations in the amount of \$90,402.

4. Inventory

Inventory is valued at cost using the first-in/first out (FIFO) method and consists of expendable supplies. The costs of such inventory are recorded as expenditures when purchased and also reported as inventory assets based on a physical inventory of supplies on hand at year end.

5. Retirement Plan

The Sheriff participates in the Florida Retirement System (FRS), administered by the Florida Department of Management Services. The FRS was established in 1970 by Chapter 121, Florida Statutes. Changes to the FRS can only be made by an act of the Florida Legislature. Rules governing the operation and administration of the system may be found in Chapter 60S of the Florida Administrative Code. The State of Florida issues a publicly available stand-alone financial report that includes financial statements and required supplementary information for FRS. The report may be obtained on the division’s website at <http://www.dms.myflorida.com>. The report may also be obtained by contacting the State of Florida Division of Retirement, Department of Management Services, P.O. Box 9000, Tallahassee, FL 32315-9000.

Employees elect participation in either the defined benefit plan (the “Pension Plan”), a multiple-employer, cost-sharing, defined benefit retirement plan, or the defined contribution plan (the “Investment Plan”). As a general rule, membership in the FRS is compulsory for all employees working in a regularly established position for a state agency, county government, district school board, state university, community college or a participating city or special district within the state of Florida.

**ESCAMBIA COUNTY, FLORIDA
SHERIFF**

NOTES TO THE FINANCIAL STATEMENTS

The FRS provides retirement and disability benefits, annual cost-of-living adjustments and death benefits to plan members and beneficiaries. Retirement benefits are based upon age, average compensation and years-of-service credit where average compensation is computed as the average of the members' highest five or eight fiscal years of earnings, depending upon enrollment date. A post-employment health insurance subsidy is also provided to eligible retired members through the FRS in accordance with Florida Statutes.

For employees who were enrolled in the plan prior to July 1, 2011, normal retirement benefits are available at age 62 with six or more years of service, or to those employees who have at least 30 years of creditable service, regardless of age.

For employees who were enrolled in the plan after July 1, 2011, normal retirement benefits are available at age 65 with eight or more years of service, or to those employees who have at least 33 years of creditable service, regardless of age.

Early retirement is available for vested members with a 5% reduction of benefits for each year prior to the normal retirement age. Retirement age and years of service requirements also vary depending on membership class.

In addition to the above benefits, the Deferred Retirement Option Program (DROP) is available under the Pension Plan when the member first reaches eligibility for normal retirement. This program allows eligible members to defer receipt of monthly retirement benefit payments while continuing employment with an FRS employer for a period not to exceed 96 months (120 months under certain circumstances) after electing to participate.

For those members who elect participation in the Investment Plan rather than the Pension Plan, vesting occurs at one year of service. The Investment Plan is a defined contribution plan funded monthly by employer and employee contributions based on salary and membership class.

Members in the Investment Plan decide how their funds are allocated between various investment accounts, and the vested funds are portable upon termination. The final retirement benefit is equal to the vested contributions plus investment earnings, less expenses and losses allocated to the member's account. Members in the Investment Plan are not eligible for participation in the Deferred Retirement Option Program.

The contribution requirements of the Sheriff and members are established and may be amended by FRS. Both plans are contributory for employees and require a 3% employee contribution. This is in addition to the contributions that are the obligation of the employer. The Sheriff's contributions to FRS for the years ended September 30, 2024, 2023 and 2022, were approximately \$12.0 million, \$10.5 million and \$8.9 million, respectively, equal to the required contributions for each year.

**ESCAMBIA COUNTY, FLORIDA
SHERIFF**

NOTES TO THE FINANCIAL STATEMENTS

The contribution rates in effect during the period ended September 30, 2024, 2023 and 2022, were as follows:

	<u>2024</u>	<u>2023</u>	<u>2022</u>
<u>Regular Class</u> Members not qualifying for other classes.	13.63%	13.57%	11.91%
<u>Senior Management Class</u> Members of senior management who do not elect the optional annuity retirement program.	34.52%	34.52%	31.57%
<u>Elected Officials Class</u> Certain elected county officials.	58.68%	58.68%	57.00%
<u>Deferred Retirement Option Program (DROP)</u> Members enrolled in DROP from FRS.	21.13%	21.13%	18.60%
<u>Special Risk Class</u> Members employed as law enforcement officers, firefighters or correctional officers that meet the criteria to qualify for this class.	32.79%	32.67%	27.83%

Net Pension Obligation – Proportionate Share

The Sheriff has a net FRS pension liability determined in accordance with GASB Statement No. 68, *Accounting and Financial Reporting for Pensions*. This long-term liability is only reported in the county-wide financial statements and is not a current liability of the governmental funds. All required disclosures and schedules may be found in the annual comprehensive financial report of the County.

6. Other Postemployment Benefit (OPEB) Obligations, Other Than Pensions

The Sheriff offers postemployment health care benefits to all retired employees and their dependents. Participating retirees are required to reimburse the Sheriff for 100% of the premium cost, which is netted against the premium payment, so that no net expenditure is initially recorded in the financial statements. However, these retirees are receiving an “implicit subsidy” because the premium is a group rate, which includes active, lower-cost employees. This implicit subsidy has a cost; however, this annual cost and the total OPEB liability is measured as the portion of the actuarial present value of projected benefit payments that is attributed to past periods of employee service. The total OPEB liability and other required disclosures have been calculated for the County as a whole, and not separately for the Sheriff. Accordingly, these calculations and disclosures can be found in the County’s annual comprehensive financial report.

**ESCAMBIA COUNTY, FLORIDA
SHERIFF**

NOTES TO THE FINANCIAL STATEMENTS

7. Risk Management

The Sheriff is exposed to risk of loss for claims and judgments for public liability, workers' compensation, and other special risks. Public liability and special risks are covered by commercial insurance policies which are accounted for in the Sheriff's general fund. The Sheriff bears no risk of loss under this type of coverage. There has been no significant reduction in insurance coverage from the prior fiscal year. Insurance coverage has been sufficient to cover all claims made in the prior three fiscal years. The Sheriff participates in the Florida Sheriffs Workers' Compensation Self Insurance Program. It is a fully insured, guaranteed cost program with a deductible trust fund and insurance with a commercial carrier that is managed by the Florida Sheriffs' Risk Management Fund. The Sheriff retains no risk.

The Sheriff utilizes a self-funded health plan to provide comprehensive medical benefits to the employees, retirees, and their dependents by participating in the Florida Sheriffs Employee Benefit Trust (FSEBT). The FSEBT was established in 1984 by several Florida Sheriffs for the main purpose of providing group health, life, and disability insurance benefits for all classes of employees of Florida Sheriffs' offices and associated governmental entities. The Sheriff's plan is self-funded coverage up to an agreed upon retention limit. Should a claim reach the retention limit, the Sheriff is covered through excess coverage and aggregate stop-loss reinsurance offered by the FSEBT. The limits are \$150,000 on an individual basis in a plan year and \$450,000 on an aggregate basis. The Sheriff's incurred but not reported health claims are separately calculated under the plan, however, all other financial information is pooled with the FSEBT. The amounts attributable to the Sheriff are reflected in the amounts held by the FSEBT for benefits at September 30, 2024. Participation in the FSEBT generally requires a 36-month commitment period. The commitment period ends in September 2024. The FSEBT provides annual audited financial statements to its members.

The Sheriff uses an internal service fund to account for risks from medical benefit claims. Claim expenditures and liabilities are reported when it is probable that a loss has occurred, and the amount of that loss can be reasonably estimated. On September 30, 2024, the amount of these liabilities was \$743,164. This liability has been determined based on an actuarial valuation of all claims reported and all claims incurred but not reported (IBNR) as of September 30, 2024. Claims liabilities are calculated considering the effects of inflation, recent claim settlement trends, including frequency and amount of payouts, and other economic and social factors.

	2024	2023
Claims liability at beginning of year	\$ 1,609,607	\$ 591,184
Current year claims and estimated changes	9,484,371	10,005,297
Claim payments	(10,350,814)	(8,986,874)
Claims liability at end of year	\$ 743,164	\$ 1,609,607

**ESCAMBIA COUNTY, FLORIDA
SHERIFF**

NOTES TO THE FINANCIAL STATEMENTS

8. Subscription-Based Information Technology Arrangements

SBITAs entered into by the Sheriff’s Office are included as other financing sources and capital outlay expenditures in the statement of revenues, expenditures and changes in fund balance in the year of inception. Payments made in accordance with the lease terms are reported as debt service expenditures in the statement of revenues, expenditures and changes in fund balance as they are incurred. Detailed information about the Sheriff’s SBITAs can be found in the Escambia County Annual Comprehensive Financial Report or County-wide financial statements.

9. Federal and State Financial Assistance

The following programs are presented in the schedules of expenditures of federal and state awards within the Escambia County financial report under the *Uniform Guidance*.

- Coach Aaron Feis Guardian Program
- Escambia County Gun Violence Reduction – Shot Spotter Grant Program
- Edward Byrne Memorial – Justice Assistance Grant Program
- FDLE Drone Replacement Program
- High Intensity Drug Trafficking Area Program
- Homeland Security Grant Program
- Local Firearms Safety Training Program
- Port Security Grant – Homeland Security
- State Assistance for Fentanyl Eradication (SAFE) In Florida Grant Program

10. Fund Expenditure Details

The following is a schedule of the General Fund’s expenditures for the year ended September 30, 2024:

Account Description	Law Enforcement	Court Security	Totals
Salary and benefits	\$ 68,512,023	\$ 4,474,187	\$ 72,986,210
Operating expenditures	11,228,591	6,796	11,235,387
Debt service	125,000	-	125,000
Capital outlay	1,024,814	-	1,024,814
Totals	<u>\$ 80,890,428</u>	<u>\$ 4,480,983</u>	<u>\$ 85,371,411</u>

11. Litigation

The Sheriff is contingently liable with respect to lawsuits and other claims, which might be filed incidental to the ordinary course of operations. In the opinion of management, based on the advice of legal counsel, there are no lawsuits or claims outstanding, which will have a material adverse effect on the financial position of the Sheriff’s Office.

**ESCAMBIA COUNTY, FLORIDA
SHERIFF**

NOTES TO THE FINANCIAL STATEMENTS

12. Commitments and Contingencies

The Sheriff receives financial assistance from federal and state agencies primarily in the form of operating grants. The disbursement of funds received under these programs generally requires compliance with terms and conditions specified in the grant agreements and are subject to audit by grantor agencies. Disallowed claims, if any, resulting from such audits, may become liabilities of the Sheriff.

13. Subsequent Events

The Sheriff has evaluated events and transactions that occurred between September 30, 2024, and January 27, 2025, which is the date that the financial statements were available to be issued, for possible recognition or disclosure in the financial statements.

Required Supplementary Information

**ESCAMBIA COUNTY, FLORIDA
SHERIFF**

**SCHEDULE OF REVENUES, EXPENDITURES AND
CHANGES IN FUND BALANCE – BUDGET AND ACTUAL –
GENERAL FUND**

YEAR ENDED SEPTEMBER 30, 2024

	<u>Budgeted Amounts</u>		<u>Actual</u>	<u>Variance with Final Budget</u>
	<u>Original</u>	<u>Final</u>		
REVENUES				
Total revenues	\$ -	\$ -	\$ -	\$ -
EXPENDITURES				
Public safety:				
Salaries and benefits	76,095,855	76,095,855	72,986,210	3,109,645
Operating expenditures	8,998,073	9,265,958	11,235,387	(1,969,429)
Capital outlay	100,000	100,000	1,024,814	(924,814)
Debt service	-	-	125,000	(125,000)
Total expenditures	<u>85,193,928</u>	<u>85,461,813</u>	<u>85,371,411</u>	<u>90,402</u>
Deficiency of revenues over expenditures	(85,193,928)	(85,461,813)	(85,371,411)	90,402
Other financing sources and uses:				
Transfers in	85,193,928	85,461,813	85,461,813	-
Transfers out	-	-	(90,402)	(90,402)
Total other financing sources and uses	<u>85,193,928</u>	<u>85,461,813</u>	<u>85,371,411</u>	<u>(90,402)</u>
Net change in fund balance	-	-	-	-
Fund balance, October 1, 2023	-	-	485,723	485,723
Change in inventory	-	-	254,567	254,567
Fund balance, September 30, 2024	<u>\$ -</u>	<u>\$ -</u>	<u>\$ 740,290</u>	<u>\$ 740,290</u>

**ESCAMBIA COUNTY, FLORIDA
SHERIFF**

NOTES TO THE REQUIRED SUPPLEMENTARY INFORMATION

The Sheriff's Office operates under budget procedures pursuant to Florida Statutes. The budget is adopted on a basis consistent with accounting principles generally accepted in the United States of America. The budget for the Sheriff's General Fund is a "legally adopted" budget, whereas the budget for the Sheriff's Programs Fund is prepared and used solely as an internal management tool and is not considered "legally adopted." The legal level of budgetary control is at the fund level.

Other Supplementary Information

**ESCAMBIA COUNTY, FLORIDA
SHERIFF**

**SCHEDULE OF REVENUES, EXPENDITURES AND
CHANGES IN FUND BALANCE – BUDGET AND ACTUAL –
SHERIFF’S PROGRAMS FUND**

YEAR ENDED SEPTEMBER 30, 2024

	<u>Budgeted Amounts</u>		<u>Actual</u>	<u>Variance with Final Budget</u>
	<u>Original</u>	<u>Final</u>		
REVENUES				
Grant revenue:				
FBI Cyber Crime	\$ 7,230	\$ 7,230	\$ 2,836	\$ (4,394)
US Marshall's	25,000	25,000	24,538	(462)
HIDTA	20,708	20,708	19,413	(1,295)
OCDETF	75,000	75,000	486	(74,514)
ATF	20,708	20,708	12,280	(8,428)
Guardian	213,670	213,670	210,859	(2,811)
PED Bike HVE	53,036	106,036	103,985	(2,051)
FED Jag 2021	1,700	1,700	1,700	-
Stone Garden	119,400	119,400	106,272	(13,128)
Shot Spotter	850,000	850,000	420,000	(430,000)
Port Security	881,259	881,259	788,514	(92,745)
FDLE Drone Grant	-	16,916	16,916	-
Firearm Safety Training	-	68,878	30,211	(38,667)
SAFE Fentanyl Grant	-	210,050	201,700	(8,350)
FED Jag 2023	-	137,684	41,255	(96,429)
FED Jag 2022	-	124,745	118,078	(6,667)
VOCA	-	3,215	3,213	(2)
Judgments, fines and forfeitures:				
Law Enforcement Trust Fund	-	-	149,804	149,804
Total revenues	2,267,711	2,882,199	2,252,060	(630,139)
EXPENDITURES				
Public safety:				
Salaries and benefits	2,267,711	770,673	456,180	314,493
Operating expenditures	-	997,804	207,459	790,345
Debt service	-	-	420,000	(420,000)
Capital outlay	-	1,113,722	1,168,421	(54,699)
Total expenditures	2,267,711	2,882,199	2,252,060	630,139
Excess (Deficiency) of revenues over (under) expenditures	-	-	-	-
Fund balance, October 1, 2023	-	-	-	-
Fund balance, September 30, 2024	<u>\$ -</u>	<u>\$ -</u>	<u>\$ -</u>	<u>\$ -</u>

**ESCAMBIA COUNTY, FLORIDA
SHERIFF**

**COMBINING STATEMENT OF FIDUCIARY NET POSITION –
ALL CUSTODIAL FUNDS**

SEPTEMBER 30, 2024

	Evidence Trust Fund	Civil Trust Fund	General Employee Events Fund	TOTAL
ASSETS				
Cash and cash equivalents	\$ 248,652	\$ 12,056	\$ 8,417	\$ 269,125
Total assets	248,652	12,056	8,417	269,125
LIABILITIES				
Due to defendant	14,146	-	-	14,146
Due to Clerk	-	12,056	-	12,056
Total liabilities	14,146	12,056	-	26,202
NET POSITION				
Restricted for:				
Employee events	-	-	8,417	8,417
Evidence	234,506	-	-	234,506
Total net position	\$ 234,506	\$ -	\$ 8,417	\$ 242,923

**ESCAMBIA COUNTY, FLORIDA
SHERIFF**

**COMBINING STATEMENT OF CHANGES IN FIDUCIARY NET POSITION –
ALL CUSTODIAL FUNDS**

YEAR ENDED SEPTEMBER 30, 2024

	Evidence Trust Fund	Civil Trust Fund	General Employee Events Fund	TOTAL
ADDITIONS				
Evidence collected	\$ 502,968	\$ -	\$ -	\$ 502,968
Civil process fees	-	381,884	-	381,884
Contributions from employees	-	-	11,083	11,083
Total additions	502,968	381,884	11,083	895,935
DEDUCTIONS				
Evidence returned to defendant	192,608	-	-	192,608
Paid to BOCC LET	407,211	-	-	407,211
Paid to BOCC per F.S.	-	299,831	-	299,831
Paid to Clerk for contempt	-	78,640	-	78,640
Credit card fees	-	3,413	-	3,413
Payments for employee events	-	-	20,532	20,532
Total deductions	599,819	381,884	20,532	1,002,235
Net change in fiduciary net position	(96,851)	-	(9,449)	(106,300)
Net position, October 1, 2023	331,357	-	17,866	349,223
Net position, September 30, 2024	<u>\$ 234,506</u>	<u>\$ -</u>	<u>\$ 8,417</u>	<u>\$ 242,923</u>

**INDEPENDENT AUDITORS' REPORT ON INTERNAL CONTROL OVER FINANCIAL
REPORTING AND ON COMPLIANCE AND OTHER MATTERS BASED ON AN
AUDIT OF FINANCIAL STATEMENTS PERFORMED IN ACCORDANCE WITH
GOVERNMENT AUDITING STANDARDS**

Honorable Chip Simmons, Sheriff
Escambia County, Florida

We have audited, in accordance with the auditing standards generally accepted in the United States of America and the standards applicable to financial audits contained in *Government Auditing Standards* issued by the Comptroller General of the United States, the financial statements (hereinafter referred to as "financial statements") of each major fund and the aggregate remaining fund information of the Office of the Sheriff of Escambia County, Florida (hereinafter referred to as "Sheriff"), as of and for the year ended September 30, 2024, and the related notes to the financial statements, which collectively comprise the Sheriff's financial statements, and have issued our report thereon dated January 27, 2025.

Report on Internal Control Over Financial Reporting

In planning and performing our audit of the financial statements, we considered the Sheriff's internal control over financial reporting (internal control) as a basis for designing audit procedures that are appropriate in the circumstances for the purpose of expressing our opinions on the financial statements, but not for the purpose of expressing an opinion on the effectiveness of the Sheriff's internal control. Accordingly, we do not express an opinion on the effectiveness of the Sheriff's internal control.

A deficiency in internal control exists when the design or operation of a control does not allow management or employees, in the normal course of performing their assigned functions, to prevent, or detect and correct, misstatements on a timely basis. A *material weakness* is a deficiency or a combination of deficiencies, in internal control, such that there is a reasonable possibility that a material misstatement of the entity's financial statements will not be prevented, or detected and corrected, on a timely basis. A *significant deficiency* is a deficiency or a combination of deficiencies, in internal control that is less severe than a material weakness, yet important enough to merit attention by those charged with governance.

Our consideration of internal control was for the limited purpose described in the first paragraph of this section and was not designed to identify all deficiencies in internal control that might be material weaknesses or significant deficiencies. Given these limitations, during our audit we did not identify any deficiencies in internal control that we consider to be material weaknesses. However, material weaknesses or significant deficiencies may exist that have not been identified.

Report on Compliance and Other Matters

As part of obtaining reasonable assurance about whether the Sheriff's financial statements are free of material misstatement, we performed tests of its compliance with certain provisions of laws, regulations, contracts and grant agreements, noncompliance with which could have a direct and material effect on the financial statements. However, providing an opinion on compliance with those provisions was not an objective of our audit, and accordingly, we do not express such an opinion. The results of our tests disclosed no instances of noncompliance or other matters that are required to be reported under *Government Auditing Standards*.

Purpose of This Report

The purpose of this report is solely to describe the scope of our testing of internal control and compliance, and the results of that testing, and not to provide an opinion on the effectiveness of the entity's internal control or on compliance. This report is an integral part of an audit performed in accordance with *Government Auditing Standards* in considering the entity's internal control and compliance. Accordingly, this report is not suitable for any other purpose.

A handwritten signature in black ink that reads "Warren Averett, LLC". The signature is written in a cursive, flowing style.

Pensacola, Florida
January 27, 2025

**INDEPENDENT ACCOUNTANTS' REPORT ON EXAMINATION OF
COMPLIANCE REQUIREMENTS IN ACCORDANCE WITH CHAPTER 10.550,
RULES OF THE AUDITOR GENERAL**

Honorable Chip Simmons, Sheriff
Escambia County, Florida

We have examined the Office of the Sheriff of Escambia County, Florida's (hereinafter referred to as "Sheriff"), compliance with Florida Statute 218.415 in regard to investments for the year ended September 30, 2024. Management is responsible for the Sheriff's compliance with those requirements. Our responsibility is to express an opinion on the Sheriff's compliance based on our examination.

Our examination was conducted in accordance with attestation standards established by the American Institute of Certified Public Accountants. Those standards require that we plan and perform the examination to obtain reasonable assurance about whether the Sheriff complied, in all material respects, with the specified requirements. An examination involves performing procedures to obtain evidence about whether the Sheriff complied with the specified requirements. The nature, timing and extent of the procedures selected depend on our judgment, including an assessment of the risks of material noncompliance, whether due to fraud or error. We believe that the evidence we obtained is sufficient and appropriate to provide a reasonable basis for our opinion.

We are required to be independent and to meet our other ethical responsibilities in accordance with relevant ethical requirements relating to the examination agreement.

Our examination does not provide a legal determination on the Sheriff's compliance with specified requirements.

In our opinion, the Sheriff complied, in all material respects, with the aforementioned requirements for the year ended September 30, 2024.

Warren Averett, LLC

Pensacola, Florida
January 27, 2025

MANAGEMENT LETTER

Honorable Chip Simmons, Sheriff
Escambia County, Florida

Report on the Financial Statements

We have audited the financial statements of the Office of the Sheriff of Escambia County, Florida (hereinafter referred to as “Sheriff”), as of and for the year ended September 30, 2024, and have issued our report thereon dated January 27, 2025.

Auditors’ Responsibility

We conducted our audit in accordance with auditing standards generally accepted in the United States of America; the standards applicable to financial audits contained in *Government Auditing Standards*, issued by the Comptroller General of the United States; and Chapter 10.550 Rules of the Florida Auditor General.

Other Reporting Requirements

We have issued our Independent Auditors’ Report on Internal Control Over Financial Reporting and on Compliance and Other Matters Based on an Audit of Financial Statements Performed in Accordance with Government Auditing Standards; and Independent Accountants’ Report on an examination conducted in accordance with AICPA Professional Standards, AT-C Section 315, regarding compliance requirements in accordance with Chapter 10.550, Rules of the Auditor General. Disclosures in those reports, which are dated January 27, 2025, should be considered in conjunction with this management letter.

Prior Audit Findings

Section 10.554(1)(i)1., *Rules of the Auditor General*, requires that we determine whether or not corrective actions have been taken to address findings and recommendations made in the preceding annual financial audit report. No recommendations were made in the preceding annual financial report.

Financial Management

Section 10.554(1)(i)2., *Rules of the Auditor General*, requires that we communicate any recommendations to improve financial management. In connection with our audit, we did not note any such findings.

Additional Matters

Section 10.554(1)(i)3., *Rules of the Auditor General*, requires us to communicate noncompliance with provisions of contracts or grant agreements, or abuse, that have occurred, or are likely to have occurred, that have an effect on the financial statements that is less than material, but which warrants the attention of those charged with governance. In connection with our audit, we did not note any such findings.

Purpose of This Letter

Our management letter is intended solely for the information and use of the Legislative Auditing Committee, members of the Florida Senate and the Florida House of Representatives, the Florida Auditor General, the Sheriff, and the Escambia County Board of County Commissioners, and is not intended to be, and should not be, used by anyone other than these specified parties.

Warren Averett, LLC

Pensacola, Florida
January 27, 2025

**ESCAMBIA COUNTY, FLORIDA
SHERIFF**

SCHEDULE OF FINDINGS AND RESPONSES

There were no comments which require management's written response.

**FINANCIAL STATEMENTS AND
SUPPLEMENTAL REPORTS**

**ESCAMBIA COUNTY, FLORIDA
SUPERVISOR OF ELECTIONS**

SEPTEMBER 30, 2024

**FINANCIAL STATEMENTS AND
SUPPLEMENTAL REPORTS**

**ESCAMBIA COUNTY, FLORIDA
SUPERVISOR OF ELECTIONS**

SEPTEMBER 30, 2024

TABLE OF CONTENTS

Independent Auditors' Report	1
Financial Statements	
Balance Sheet – Governmental Funds	4
Statement of Revenues, Expenditures and Changes In Fund Balance – Governmental Funds	5
Notes to the Financial Statements	6
Required Supplementary Information	
Schedule of Revenues, Expenditures and Changes in Fund Balance – Budget and Actual – General Fund	12
Schedule of Revenues, Expenditures and Changes in Fund Balance – Budget and Actual – Special Revenue Fund – Grant Fund	13
Notes to Required Supplementary Information	14
Independent Auditors' Report on Internal Control Over Financial Reporting and on Compliance and Other Matters Based on an Audit of Financial Statements Performed in Accordance with <i>Government Auditing Standards</i>	15
Independent Accountants' Report on Examination of Compliance Requirements in Accordance with Chapter 10.550, Rules of the Auditor General	17
Management Letter	18
Schedule of Findings and Responses	20

INDEPENDENT AUDITORS' REPORT

Honorable Robert Bender
Escambia County, Florida, Supervisor of Elections

Opinions

We have audited the accompanying financial statements of the general fund and the grant fund of the Escambia County, Florida, Supervisor of Elections, as of and for the year ended September 30, 2024, and the related notes to the financial statements, which collectively comprise the Supervisor of Elections' financial statements, as listed in the table of contents.

In our opinion, the financial statements referred to above present fairly, in all material respects, the financial position of the Supervisor of Elections as of September 30, 2024, and the changes in financial position and its cash flows for the year then ended in accordance with accounting principles generally accepted in the United States of America.

Basis for Opinions

We conducted our audit in accordance with auditing standards generally accepted in the United States of America (GAAS) and the standards applicable to the financial audits contained in *Government Auditing Standards*, issued by the Comptroller General of the United States. Our responsibilities under those standards are further described in the Auditors' Responsibilities for the Audit of the Financial Statements section of our report. We are required to be independent of the Supervisor of Elections, and to meet our other ethical responsibilities, in accordance with the relevant ethical requirements relating to our audit. We believe that the audit evidence we have obtained is sufficient and appropriate to provide a basis for our audit opinion.

Emphasis of Matter

As discussed in Note 1 to the financial statements, the financial statements referred to above have been prepared for the purpose of complying with the Rules of the Auditor General, State of Florida. In conformity with the rules, the accompanying financial statements are intended to present the financial position and changes in financial position of each major fund and aggregate remaining fund information only for that portion of the major funds, and the aggregate remaining fund information, of Escambia County, Florida, that are attributable to the Supervisor of Elections. They do not purport to, and do not, present fairly the financial position of Escambia County, Florida, as of September 30, 2024, and the changes in its financial position for the fiscal year then ended in conformity with accounting principles generally accepted in the United States of America. Our opinion is not modified with respect to these matters.

Responsibilities of Management for the Financial Statements

Management is responsible for the preparation and fair presentation of these financial statements in accordance with accounting principles generally accepted in the United States of America, and for the design, implementation and maintenance of internal control relevant to the preparation and fair presentation of financial statements that are free from material misstatement, whether due to fraud or error.

In preparing the financial statements, management is required to evaluate whether there are conditions or events, considered in the aggregate, that raise substantial doubt about the Supervisor of Elections' ability to continue as a going concern for 12 months beyond the financial statement date, including any currently known information that may raise substantial doubt shortly thereafter.

Auditors' Responsibilities for the Audit of the Financial Statements

Our objectives are to obtain reasonable assurance about whether the financial statements as a whole are free from material misstatement, whether due to fraud or error, and to issue an auditors' report that includes our opinion. Reasonable assurance is a high level of assurance but is not absolute assurance and therefore is not a guarantee that an audit conducted in accordance with GAAS and *Government Auditing Standards* will always detect a material misstatement when it exists. The risk of not detecting a material misstatement resulting from fraud is higher than one resulting from error, as fraud may involve collusion, forgery, intentional omissions, misrepresentations or the override of internal control. Misstatements are considered material if there is a substantial likelihood that, individually or in the aggregate, they would influence the judgment made by a reasonable user based on the financial statements.

In performing an audit in accordance with GAAS and *Government Auditing Standards*, we:

- Exercise professional judgment and maintain professional skepticism throughout the audit.
- Identify and assess the risks of material misstatement of the financial statements, whether due to fraud or error, and design and perform audit procedures responsive to those risks. Such procedures include examining, on a test basis, evidence regarding the amounts and disclosures in the financial statements.
- Obtain an understanding of internal control relevant to the audit in order to design audit procedures that are appropriate in the circumstances, but not for the purpose of expressing an opinion on the effectiveness of the Supervisor of Elections' internal control. Accordingly, no such opinion is expressed.
- Evaluate the appropriateness of accounting policies used and the reasonableness of significant accounting estimates made by management, as well as evaluate the overall presentation of the financial statements.
- Conclude whether, in our judgment, there are conditions or events, considered in the aggregate, that raise substantial doubt about the Supervisor of Elections' ability to continue as a going concern for a reasonable period of time.

We are required to communicate with those charged with governance regarding, among other matters, the planned scope and timing of the audit, significant audit findings and certain internal control related matters that we identified during the audit.

Required Supplementary Information

Accounting principles generally accepted in the United States of America require that the budgetary comparison schedules and related notes, as listed in the table of contents, be presented to supplement the basic financial statements. Such information, although not a required part of the basic financial statements, is required by the Governmental Accounting Standards Board, who considers it to be an essential part of financial reporting for placing the basic financial statements in an appropriate operational, economic or historical context. We have applied certain limited procedures to the required supplementary information in accordance with GAAS, which consisted of inquiries of management about the methods of preparing the information and comparing the information for consistency with management's responses to our inquiries, the basic financial statements and other knowledge we obtained during our audit of the basic financial statements. We do not express an opinion nor provide any assurance on the information because the limited procedures do not provide us with sufficient evidence to express an opinion nor provide any assurance.

Other Reporting Required by Government Auditing Standards

In accordance with *Government Auditing Standards*, we have also issued a report on our consideration of the Supervisor of Elections' internal control over financial reporting, and on our tests of its compliance, with certain provisions of laws, regulations, contracts, grant agreements and other matters included under the heading: *Independent Auditors' Report on Internal Control Over Financial Reporting and on Compliance and Other Matters Based on an Audit of Financial Statements Performed in Accordance with Government Auditing Standards*. The purpose of the report is to describe the scope of our testing of internal control over financial reporting and compliance, and the results of that testing, and not to provide an opinion on internal control over financial reporting or on compliance. That report is an integral part of an audit performed in accordance with *Government Auditing Standards* in considering the Supervisor of Elections' internal control over financial reporting and compliance.

Warren Averett, LLC

Pensacola, Florida
January 5, 2025

Financial Statements

**ESCAMBIA COUNTY, FLORIDA
SUPERVISOR OF ELECTIONS**

**BALANCE SHEET
GOVERNMENTAL FUNDS**

SEPTEMBER 30, 2024

	General Fund	Grant Fund
Assets		
Due from other governments	\$ 164,141	\$ -
Total assets	\$ 164,141	\$ -
Liabilities		
Accounts payable	\$ 129,009	\$ -
Accrued liabilities	35,132	-
Due to the other governmental units	-	-
Total liabilities	164,141	-
Fund Balance		
Restricted for:		
Grants	-	-
Total fund balance	-	-
Total liabilities and fund balance	\$ 164,141	\$ -

See notes to the financial statements.

**ESCAMBIA COUNTY, FLORIDA
SUPERVISOR OF ELECTIONS**

**STATEMENT OF REVENUES, EXPENDITURES AND
CHANGES IN FUND BALANCE – GOVERNMENTAL FUNDS**

YEAR ENDED SEPTEMBER 30, 2024

	General Fund	Grant Fund
Revenues:		
Grant revenue	\$ -	\$ 19,052
Charges for services	9,172	-
Total Revenues	9,172	19,052
Expenditures:		
Current:		
General government:		
Salaries and benefits	1,737,625	-
Operating expenditures	1,320,958	-
Capital outlay	-	19,052
Total Expenditures	3,058,583	19,052
Deficiency of Revenues Under Expenditures	(3,049,411)	-
Other Financing Sources and Uses:		
Transfers in	3,049,411	-
Transfers out	-	-
Total Other Financing Sources and Uses	3,049,411	-
Net Change in Fund Balance	-	-
Fund Balance, October 1, 2023	-	-
Fund Balance, September 30, 2024	\$ -	\$ -

See notes to the financial statements.

**ESCAMBIA COUNTY, FLORIDA
SUPERVISOR OF ELECTIONS**

NOTES TO THE FINANCIAL STATEMENTS

1. Summary of Significant Accounting Policies

The following is a summary of the significant principles and policies used in the preparation of these financial statements.

A. Reporting entity

The Escambia County, Florida, Supervisor of Elections is an elected constitutional officer, as provided by Article VIII, Section 1 (d) of the Constitution of the State of Florida. The Supervisor of Elections' budget is submitted to the Escambia County Board of County Commissioners (the Board) for approval. The Board appropriates and provides funding necessary to operate the Supervisor of Elections' office.

For financial reporting purposes, the Supervisor of Elections is deemed to be a part of the primary government of Escambia County, Florida (the County), and therefore, is included as such in the Escambia County, Florida, Annual Comprehensive Financial Report.

B. Basis of presentation – fund financial statements

These financial statements have been prepared for the purpose of complying with Rules of the Auditor General, State of Florida, which require presentation of *fund level* only financial statements, and permit omission of entity-wide full accrual financial statements and management's discussion and analysis. Therefore, these financial statements are intended to present only the financial position and changes in financial position of that portion of Escambia County, Florida, that relate to transactions of the Supervisor of Elections and are not intended to present the financial position and changes in financial position of Escambia County, Florida, taken as a whole.

The Supervisor of Elections' financial records and accounts are maintained in accordance with the principles of "fund accounting," whereby resources are classified for accounting and reporting purposes into funds to ensure compliance with any special restrictions or limitations on the use of such resources. The Supervisor of Elections maintains two governmental funds as follows:

General Fund – Accounts for all financial resources except those required to be accounted for in other funds.

Grant Fund – Accounts for activities of various federal and state grants.

C. Basis of accounting and measurement focus

Basis of accounting refers to when revenues and expenditures are recognized in the accounts and reported in the financial statements and also refers to the timing of the measurements made, regardless of the measurement focus applied.

All governmental funds are accounted for using the modified accrual basis of accounting. Under the modified accrual basis of accounting, revenues are recognized when received in cash or when they become both measurable and available to finance expenditures of the current period. The Supervisor of Elections considers receivables collected within 60 days after year end to be available and recognizes them as revenues of the current year. Grants and similar items are recognized as revenue as soon as all eligibility requirements imposed by the provider have been met. Compensated absences are paid from the general fund. Capital asset acquisitions are recorded as expenditures in the governmental funds.

**ESCAMBIA COUNTY, FLORIDA
SUPERVISOR OF ELECTIONS**

NOTES TO THE FINANCIAL STATEMENTS

1. Summary of Significant Accounting Policies (Continued)

C. Basis of accounting and measurement focus (continued)

The accounting and financial reporting treatment applied to the capital assets and long-term liabilities associated with a fund are determined by its measurement focus. All governmental funds are accounted for on a spending or "financial flow" measurement focus. This means that generally, only current assets, deferred outflows, current liabilities and deferred inflows are included in the balance sheet. Governmental fund operating statements present increases (revenues and other financing sources) and decreases (expenditures and other financing uses) in fund balance. Accordingly, they present a summary of sources and uses of available spendable resources during a period.

D. Funding from the Board of County Commissioners

Appropriations from the Board are recorded as "transfers in" on the statement of revenues, expenditures and changes in fund balance.

In accordance with Florida Statutes, the general fund's excess of revenues and transfers in over expenditures and interfund transfers out is returned to the Board at year end and is reported as a "transfer out" on the statement of revenues, expenditures and changes in fund balance. This amount was zero for the year.

E. Fund balance and flow assumptions

Fund balances are classified either as non-spendable or as restricted, committed, assigned and unassigned, based on the extent to which there are external and internal constraints on the spending. Fund balance at September 30, 2024, consists of the following:

Non-spendable fund balances include amounts that cannot be spent because they are not in spendable form or are legally or contractually required to be maintained intact. As of September 30, 2024, the Supervisor of Elections had no non-spendable fund balance.

Remaining fund balances are classified as follows, depending upon the Supervisor of Elections' ability to control the spending of these balances:

Restricted fund balances can only be used for specific purposes, which are externally imposed by creditors, grantors, contributors or laws or regulations, or are imposed by law through constitutional provisions or enabling legislation. As of September 30, 2024, the Supervisor of Elections had no restricted fund balances.

Committed fund balances can only be used for specific purposes imposed internally by the Supervisor of Elections' formal action of highest level of decision-making authority. As of September 30, 2024, the Supervisor of Elections had no committed fund balances.

Assigned fund balances are fund balances intended to be used for specific purposes, but do not meet the more formal criterion to be considered either restricted or committed. As of September 30, 2024, the Supervisor of Elections had no assigned fund balances.

Unassigned fund balances represent the residual positive fund balance within the General Fund, which has not been assigned to other funds and has not been restricted, committed or assigned. In funds other than the General Fund, unassigned fund balances are limited to negative residual balances. As of September 30, 2024, the Supervisor of Elections had no unassigned fund balances because all excess revenues within the General Fund are required to be remitted to the Board, and there were no negative residual balances in the special revenue fund.

**ESCAMBIA COUNTY, FLORIDA
SUPERVISOR OF ELECTIONS**

NOTES TO THE FINANCIAL STATEMENTS

1. Summary of Significant Accounting Policies (Continued)

E. Fund balance and flow assumptions (continued)

Periodically, the Supervisor of Elections will fund outlays for a particular purpose from both restricted and unrestricted resources (the total of committed, assigned and unassigned fund balance). In order to calculate the amounts to report as restricted, committed, assigned and unassigned fund balance in the governmental fund financial statements, a flow assumption must be made about the order in which the resources are considered to be applied. It is the Supervisor of Elections' policy to consider restricted fund balance to have been depleted before using any of the components of unrestricted fund balance.

Further, when the components of unrestricted fund balance can be used for the same purpose, committed fund balance is depleted first, followed by assigned fund balance. Unassigned fund balance is applied last.

F. Capital assets

Capital assets (vehicles, equipment and other property costing at least \$5,000 with a useful life of more than one year) are recorded as expenditures at the time of purchase. These assets are capitalized at cost and depreciated in Escambia County's government-wide financial statements.

G. Accumulated compensated absences

Employees may accumulate, subject to limitations, amounts of earned, but unused paid time off, which will be paid upon separation from service. The amount of vested accumulated compensated absences payable based upon the Supervisor of Elections' paid-time-off (PTO) policy is reported as a liability in the statement of net position in the County's basic financial statements. That liability includes earned but unused PTO, as well as FICA taxes and retirement contributions related thereto. Compensated absences are paid from the General Fund.

2. Cash Deposits with Financial Institutions

The Supervisor of Elections does not maintain a separate cash account. The Escambia County Clerk of the Circuit Court and Comptroller, serving as the accountant for the Supervisor of Elections, records all cash activity using a pooled cash account of the Board. The "due from" reflected on the Supervisor of Elections' balance sheet represents the amount of cash held by the Board on behalf of the Supervisor of Elections.

The Board manages custodial credit risk by maintaining its deposits in financial institutions designated as "Qualified Public Depositories" by the State Treasurer. All deposits were fully insured through a combination of federal depository insurance and participation of the financial institution in the multiple financial institution collateral pool as specified in Chapter 280, Florida Statutes. Accordingly, risk of loss due to bank failure is not significant.

3. Due To/From Other Governments

At September 30, 2024, the amounts due from other governmental units totaled \$164,141 and was receivable from the Board.

**ESCAMBIA COUNTY, FLORIDA
SUPERVISOR OF ELECTIONS**

NOTES TO THE FINANCIAL STATEMENTS

4. Retirement Plan

Plan Description — The Supervisor of Elections participates in the Florida Retirement System (FRS), administered by the Florida Department of Management Services. The FRS was established in 1970 by Chapter 121, Florida Statutes. Changes to the FRS can only be made by an act of the Florida Legislature. Rules governing the operation and administration of the system may be found in Chapter 60S of the Florida Administrative Code. The state of Florida issues a publicly available stand-alone financial report that includes financial statements and required supplementary information for FRS. The report may be obtained on the division's website at <http://www.dms.myflorida.com>. The report may also be obtained by contacting the State of Florida Division of Retirement, Department of Management Services, P.O. Box 9000, Tallahassee, FL 32315-9000.

Employees elect participation in either the defined benefit plan (Pension Plan), a multiple-employer, cost-sharing defined benefit retirement plan or the defined contribution plan (Investment Plan). As a general rule, membership in the FRS is compulsory for all employees working in a regularly established position for a state agency, county government, district school board, state university, community college or a participating city or special district within the state of Florida.

The FRS provides retirement and disability benefits, annual cost-of-living adjustments and death benefits to plan members and beneficiaries. Retirement benefits are based upon age, average compensation and years-of-service credit where average compensation is computed as the average of the members' highest five or eight fiscal years of earnings, depending upon enrollment date. A post-employment health insurance subsidy is also provided to eligible retired members through the FRS in accordance with Florida Statutes.

For employees who were enrolled in the plan prior to July 1, 2011, normal retirement benefits are available at age 62 with six or more years of service, or to those employees who have at least 30 years of creditable service, regardless of age.

For employees who were enrolled in the plan after July 1, 2011, normal retirement benefits are available at age 65 with eight or more years of service, or to those employees who have at least 33 years of creditable service, regardless of age.

Members in the Investment Plan decide how their funds are allocated between various investment accounts and the vested funds are portable upon termination. The final retirement benefit is equal to the vested contributions plus investment earnings less expenses and losses allocated to the member's account. Members in the Investment Plan are not eligible for participation in the Deferred Retirement Option Program.

The contribution requirements of the Supervisor of Elections and members are established and may be amended by FRS. Both plans are contributory for employees and require a 3% employee contribution. This is in addition to the contributions that are the obligation of the employer. The Supervisor of Elections' contributions to FRS for the years ended September 30, 2024, 2023 and 2022, were \$216,935, \$177,704 and \$156,357, respectively, equal to the required contributions for each year.

**ESCAMBIA COUNTY, FLORIDA
SUPERVISOR OF ELECTIONS**

NOTES TO THE FINANCIAL STATEMENTS

4. Retirement Plan (Continued)

The contribution rates in effect during the period ended September 30, 2024, 2023 and 2022, were as follows:

	<u>2024</u>	<u>2023</u>	<u>2022</u>
<u>Regular Class:</u> Members not qualifying for other classes.	13.63%	13.57%	11.91%
<u>Senior Management Class:</u> Members of senior management who do not elect the optional annuity retirement program.	34.52%	34.52%	31.57%
<u>Elected Officials Class:</u> Certain elected county officials.	58.68%	58.68%	57.00%
<u>Deferred Retirement Option Program (DROP):</u> Members are enrolled in DROP from FRS	21.31%	21.13%	18.60%

Net Pension Obligation – Proportionate Share

The Supervisor of Elections has a net FRS pension liability determined in accordance with Governmental Accounting Standards Board (GASB) Statement No. 68, *Accounting and Financial Reporting for Pensions*. This long-term liability is only reported in the county-wide financial statements and is not a current liability of the governmental funds. All required disclosures and schedules may be found in the Comprehensive Annual Financial Report of Escambia County, Florida.

5. Other Post-Employment (OPEB) Benefits, Other Than Pensions

The Board offers post-employment health care benefits (OPEB) to all retired employees of the Supervisor of Elections' Office and their dependents. Participating retirees are required to reimburse the Board for 100% of the premium cost, which is netted against the premium payment, so that no net expense is initially recorded in the Board's financial statements. However, these retirees are receiving an "implicit subsidy" because the premium is a group rate, which includes active, lower cost employees. This implicit subsidy has a cost; however, this annual cost and the total OPEB liability are measured as the portion of the actuarial present value of the projected benefit payments that is attributed to past periods of employee service. The total OPEB liability and other required disclosures have been calculated for the County as a whole and not separately for the Supervisor of Elections' Office. Accordingly, these calculations and disclosures can be found in the County's Comprehensive Annual Financial Report.

**ESCAMBIA COUNTY, FLORIDA
SUPERVISOR OF ELECTIONS**

NOTES TO THE FINANCIAL STATEMENTS

6. Risk Management

The County has a risk management program to insure claims against the Board, Constitutional Officers and Santa Rosa Island Authority for the following types of risks:

Workers Compensation – The County is covered for workers' compensation claims through a policy with the Florida Municipal Insurance Trust. Coverage limits under the policy include statutory limits, as well as \$1,000,000 bodily injury for each accident and \$1,000,000 bodily injury by disease for each employee with an aggregate \$1,000,000 policy limit.

Casualty and Property – Casualty limits are self-insured for \$200,000 per claim with a \$300,000 aggregate limit. Property limits are \$50,000 - \$250,000 self-insured retentions per occurrence with excess limits of \$45 million including wind.

The Supervisor of Elections participated in the County's insurance program during the fiscal year. There were no significant reductions in insurance coverage from the prior year, and there have been no settlements which exceeded the Supervisor of Elections' insurance coverage in any of the past three fiscal years.

7. Commitments and Contingencies

The Supervisor of Elections receives federal and state financial assistance primarily in the form of capital and operating grants. The expenditure of funds received under these programs generally requires compliance with terms and conditions specified in the grant agreements and are subject to audit by grantor agencies. Disallowed costs, if any, resulting from such audits may become liabilities of the Supervisor of Elections. However, in the opinion of management, disallowed costs, if any, will not have a material effect on the financial statements.

Required Supplementary Information

**ESCAMBIA COUNTY, FLORIDA
SUPERVISOR OF ELECTIONS**

**SCHEDULE OF REVENUES, EXPENDITURES AND
CHANGES IN FUND BALANCE –
BUDGET AND ACTUAL – GENERAL FUND**

YEAR ENDED SEPTEMBER 30, 2024

	<u>Budgeted Amounts</u>		<u>Actual</u>	<u>Variance</u>
	<u>Original</u>	<u>Final</u>		<u>with Final Budget</u>
Revenues:				
Charges for services	\$ -	\$ -	\$ 9,172	\$ 9,172
Total Revenues	<u>-</u>	<u>-</u>	<u>9,172</u>	<u>9,172</u>
Expenditures:				
Current:				
General government:				
Salaries and benefits	2,020,084	2,105,177	1,737,625	367,552
Operating expenditures	1,926,717	1,926,717	1,320,958	605,759
Capital outlay	12,300	20,986	-	20,986
Total Expenditures	<u>3,959,101</u>	<u>4,052,880</u>	<u>3,058,583</u>	<u>994,297</u>
Excess (Deficiency) of Revenues Over (Under) Expenditures	<u>(3,959,101)</u>	<u>(4,052,880)</u>	<u>(3,049,411)</u>	<u>1,003,469</u>
Other Financing Sources and Uses:				
Transfers in	3,959,101	4,052,880	3,049,411	(1,003,469)
Total Other Financing Sources	<u>3,959,101</u>	<u>4,052,880</u>	<u>3,049,411</u>	<u>(1,003,469)</u>
Net Change in Fund Balance	-	-	-	-
Fund Balance, October 1, 2023	<u>-</u>	<u>-</u>	<u>-</u>	<u>-</u>
Fund Balance, September 30, 2024	<u>\$ -</u>	<u>\$ -</u>	<u>\$ -</u>	<u>\$ -</u>

See accompanying notes to required supplementary information.

**ESCAMBIA COUNTY, FLORIDA
SUPERVISOR OF ELECTIONS**

**SCHEDULE OF REVENUES, EXPENDITURES AND
CHANGES IN FUND BALANCE – BUDGET AND ACTUAL –
SPECIAL REVENUE FUND – GRANT FUND**

YEAR ENDED SEPTEMBER 30, 2024

	<u>Budgeted Amounts</u>		<u>Actual</u>	<u>Variance with Final Budget</u>
	<u>Original</u>	<u>Final</u>		
Revenues:				
Grant revenue	\$ -	\$ 35,779	\$ 19,052	\$ (16,727)
Total Revenues	<u>-</u>	<u>35,779</u>	<u>19,052</u>	<u>(16,727)</u>
Expenditures:				
Current:				
General government:				
Operating expenditures grants	-	16,438	-	16,438
Capital outlay	-	19,341	19,052	289
Total Expenditures	<u>-</u>	<u>35,779</u>	<u>19,052</u>	<u>16,727</u>
Excess (Deficiency) of Revenues	<u>-</u>	<u>-</u>	<u>-</u>	<u>-</u>
Other Financing Sources and Uses:				
Transfers out	<u>-</u>	<u>-</u>	<u>-</u>	<u>-</u>
Net Change in Fund Balance	-	-	-	-
Fund Balance, October 1, 2023	<u>-</u>	<u>-</u>	<u>-</u>	<u>-</u>
Fund Balance, September 30, 2024	<u><u>\$ -</u></u>	<u><u>\$ -</u></u>	<u><u>\$ -</u></u>	<u><u>\$ -</u></u>

See accompanying notes to required supplementary information.

**ESCAMBIA COUNTY, FLORIDA
SUPERVISOR OF ELECTIONS**

NOTES TO REQUIRED SUPPLEMENTARY INFORMATION

The Supervisor of Elections operates under budget procedures pursuant to Florida Statutes. The budget is adopted on a basis consistent with accounting principles generally accepted in the United States of America. The legal level of budgetary control is at the fund level.

**INDEPENDENT AUDITORS' REPORT ON INTERNAL CONTROL OVER FINANCIAL REPORTING AND
ON COMPLIANCE AND OTHER MATTERS BASED ON AN AUDIT OF FINANCIAL STATEMENTS
PERFORMED IN ACCORDANCE WITH GOVERNMENT AUDITING STANDARDS**

Honorable Robert Bender
Supervisor of Elections, Escambia County, Florida

We have audited, in accordance with the auditing standards generally accepted in the United States of America and the standards applicable to financial audits contained in *Government Auditing Standards*, issued by the Comptroller General of the United States, the financial statements (hereinafter referred to as "financial statements") of the general fund and the grant fund of the Supervisor of Elections of Escambia County, Florida (hereinafter referred to as "Supervisor of Elections"), as of and for the year ended September 30, 2024, and the related notes to the financial statements, which collectively comprise the Supervisor of Elections' financial statements, and have issued our report thereon dated January 5, 2025.

Report on Internal Control Over Financial Reporting

In planning and performing our audit of the financial statements, we considered the Supervisor of Elections' internal control over financial reporting (internal control) as a basis for designing audit procedures that are appropriate in the circumstances for the purpose of expressing our opinions on the financial statements, but not for the purpose of expressing an opinion on the effectiveness of the Supervisor of Elections' internal control. Accordingly, we do not express an opinion on the effectiveness of the Supervisor of Elections' internal control.

A deficiency in internal control exists when the design or operation of a control does not allow management or employees, in the normal course of performing their assigned functions, to prevent, or detect and correct, misstatements on a timely basis. A *material weakness* is a deficiency or a combination of deficiencies in internal control, such that there is a reasonable possibility that a material misstatement of the Supervisor of Elections' financial statements will not be prevented, or detected and corrected, on a timely basis. A *significant deficiency* is a deficiency or a combination of deficiencies in internal control that is less severe than a material weakness, yet important enough to merit attention by those charged with governance.

Our consideration of internal control was for the limited purpose described in the first paragraph of this section and was not designed to identify all deficiencies in internal control that might be material weaknesses or significant deficiencies. Given these limitations, during our audit we did not identify any deficiencies in internal control that we consider to be material weaknesses or significant deficiencies. However, material weaknesses or significant deficiencies may exist that have not been identified.

Report on Compliance and Other Matters

As part of obtaining reasonable assurance about whether the Supervisor of Elections' financial statements are free from material misstatement, we performed tests of its compliance with certain provisions of laws, regulations, contracts, and grant agreements, noncompliance with which could have a direct and material effect on the financial statements. However, providing an opinion on compliance with those provisions was not an objective of our audit, and accordingly, we do not express such an opinion. The results of our tests disclosed no instances of noncompliance or other matters that are required to be reported under *Government Auditing Standards*.

Purpose of This Report

The purpose of this report is solely to describe the scope of our testing of internal control and compliance, and the results of that testing, and not to provide an opinion on the effectiveness of the Supervisor of Elections' internal control or on compliance. This report is an integral part of an audit performed in accordance with *Government Auditing Standards* in considering the Supervisor of Elections' internal control and compliance. Accordingly, this report is not suitable for any other purpose.

Warren Averett, LLC

Pensacola, Florida
January 5, 2025

**INDEPENDENT ACCOUNTANTS' REPORT ON EXAMINATION OF
COMPLIANCE REQUIREMENTS IN ACCORDANCE WITH CHAPTER 10.550,
RULES OF THE AUDITOR GENERAL**

Honorable Robert Bender
Supervisor of Elections, Escambia County, Florida

We have examined the Office of the Supervisor of Elections of Escambia County, Florida's (hereinafter referred to as the "Supervisor of Elections") compliance with Florida Statute 218.415, regarding investments for the year ended September 30, 2024.

Management is responsible for the Supervisor of Elections' compliance with those requirements. Our responsibility is to express an opinion on the Supervisor of Elections' compliance based on our examination.

Our examination was conducted in accordance with attestation standards established by the American Institute of Certified Public Accountants. Those standards require that we plan and perform the examination to obtain reasonable assurance about whether the Supervisor of Elections complied, in all material respects, with the specified requirements referenced above. An examination involves performing procedures to obtain evidence about whether the Supervisor of Elections complied with the specified requirements. The nature, timing and extent of the procedures selected depend on our judgment, including an assessment of the risks of material noncompliance, whether due to fraud or error. We believe that the evidence we obtained is sufficient and appropriate to provide a reasonable basis for our opinion.

We are required to be independent and to meet our ethical responsibilities in accordance with relevant ethical requirements related to the examination engagement.

Our examination does not provide a legal determination on the Supervisor of Elections' compliance with specified requirements.

In our opinion, the Supervisor of Elections complied, in all material respects, with the aforementioned requirements for the year ended September 30, 2024.

Warren Averett, LLC

Pensacola, Florida
January 5, 2025

MANAGEMENT LETTER

Honorable Robert Bender
Supervisor of Elections of Escambia County

Report on the Financial Statements

We have audited the financial statements of the general fund and the grant fund of the Office of the Supervisor of Elections of Escambia County, Florida (hereinafter referred to as the "Supervisor of Elections"), as of and for the year ended September 30, 2024, and the related notes to the financial statements and have issued our report thereon dated January 5, 2025.

Auditors' Responsibility

We conducted our audit in accordance with auditing standards generally accepted in the United States of America; the standards applicable to financial audits contained in *Government Auditing Standards*, issued by the Comptroller General of the United States; and Chapter 10.550 Rules of the Florida Auditor General.

Other Reporting Requirements

We have issued our Independent Auditors' Report on Internal Control Over Financial Reporting and on Compliance and Other Matters Based on an Audit of Financial Statements Performed in Accordance with *Government Auditing Standards*, and Independent Accountants' Report on an examination conducted in accordance with *AICPA Professional Standards*, AT-C Section 315, regarding compliance requirements in accordance with Chapter 10.550, Rules of the Auditor General. Disclosures in those reports, which are dated January 5, 2025, should be considered in conjunction with this management letter.

Prior Audit Findings

Section 10.554(1)(i)1., Rules of the Auditor General, requires that we determine whether corrective actions have been taken to address findings and recommendations made in the preceding annual financial audit report. No recommendations were made in the preceding annual financial audit report.

Official Title and Legal Authority

Section 10.554(1)(i)4., Rules of the Auditor General, requires that the name or official title and legal authority for the primary government and each component unit of the reporting entity be disclosed in this management letter, unless disclosed in the notes to the financial statements. The Supervisor of Elections was established by Article VIII, Section 1(d) of the Constitution of the State of Florida. There are no component units related to the Supervisor of Elections.

Financial Management

Section 10.554(1)(i)2., Rules of the Auditor General, requires that we communicate in the management letter any recommendations to improve financial management. In connection with our audit, we did not have any such recommendations.

Additional Matters

Section 10.554(1)(i)3., Rules of the Auditor General, requires that we communicate noncompliance with provisions of contracts or grant agreements, or abuse, that has occurred or is likely to have occurred, that has an effect on the financial statements that is less than material but warrants the attention of those charged with governance. In connection with our audit, we did not have any such findings.

Purpose of This Letter

Our management letter is intended solely for the information and use of the Legislative Auditing Committee, members of the Florida Senate and the Florida House of Representatives, the Florida Auditor General, the Supervisor of Elections, Escambia County Board of County Commissioners and applicable management, and is not intended to be, and should not be, used by anyone other than these specified parties.

Warren Averett, LLC

Pensacola, Florida
January 5, 2025

ANNUAL AUDIT REPORT
SUPERVISOR OF ELECTIONS
ESCAMBIA COUNTY, FLORIDA
SCHEDULE OF FINDINGS AND REPOSSES
SEPTEMBER 30, 2024

There were no comments which require management's written response.

**FINANCIAL STATEMENTS AND
SUPPLEMENTAL REPORTS**

**ESCAMBIA COUNTY, FLORIDA
TAX COLLECTOR**

SEPTEMBER 30, 2024



www.warrenaverett.com

The report accompanying this deliverable was issued
by Warren Averett, LLC.

**FINANCIAL STATEMENTS AND
SUPPLEMENTAL REPORTS**

**ESCAMBIA COUNTY, FLORIDA
TAX COLLECTOR
SEPTEMBER 30, 2024**

CONTENTS

Independent Auditors' Report	1
Financial Statements:	
Balance Sheet – Governmental Fund	4
Statement of Revenues, Expenditures and Changes In Fund Balance – Governmental Fund	5
Statement of Fiduciary Net Position– Custodial Funds	6
Statement of Changes in Fiduciary Net Position – Custodial Funds	7
Notes to the Financial Statements	8
Required Supplementary Information	
Schedule of Revenues, Expenditures and Changes in Fund Balance – Budget and Actual – GAAP Basis – General Fund	14
Notes to Required Supplementary Information	15
Other Supplementary Information	
Combining Statement of Fiduciary Net Position – All Custodial Funds	16
Combining Statement of Changes in Fiduciary Net Position – All Custodial Funds	17
Independent Auditors' Report on Internal Control Over Financial Reporting and on Compliance and Other Matters Based on an Audit of Financial Statements Performed in Accordance with <i>Government Auditing Standards</i>	18
Independent Accountants' Report on Examination of Compliance Requirements In Accordance with Chapter 10.550, <i>Rules of the Auditor General</i>	20
Management Letter	21
Schedule of Findings and Responses	23

INDEPENDENT AUDITORS' REPORT

Honorable Scott Lunsford
Tax Collector Escambia County, Florida

Opinions

We have audited the accompanying financial statements of the general fund and the aggregate remaining fund information of the Office of the Tax Collector of Escambia County, (hereinafter referred to as "Tax Collector"), as of and for the year ended September 30, 2024, and the related notes to the financial statements, which collectively comprise the Tax Collector's financial statements, as listed in the table of contents.

In our opinion, the accompanying financial statements referred to above present fairly, in all material respects, the respective financial position of the general fund and the aggregate remaining fund information of the Tax Collector as of September 30, 2024, and the respective changes in financial position, where applicable, thereof and for the year then ended in accordance with accounting principles generally accepted in the United States of America.

Basis for Opinions

We conducted our audit in accordance with auditing standards generally accepted in the United States of America (GAAS) and the standards applicable to the financial audits contained in *Government Auditing Standards*, issued by the Comptroller General of the United States. Our responsibilities under those standards are further described in the Auditors' Responsibilities for the Audit of the Financial Statements section of our report. We are required to be independent of the Tax Collector and to meet our ethical responsibilities, in accordance with the relevant ethical requirements relating to our audit. We believe the audit evidence we have obtained is sufficient and appropriate to provide a basis for our audit opinions.

Emphasis of Matter

As discussed in Note 1 to the financial statements, the financial statements referred to above were prepared solely for the purpose of complying with the *Rules of the Auditor General* (Rules) of the State of Florida. In conformity with the Rules, the accompanying financial statements are intended to present the financial position and changes in financial position of each major fund, and the aggregate remaining fund information, only for the portion of each major fund, and the aggregate remaining fund information, of Escambia County, Florida, that are attributable to the Tax Collector. They do not purport to and do not present fairly the financial position of Escambia County, Florida, as of September 30, 2024, and the changes in its financial position for the fiscal year then ended in conformity with accounting principles generally accepted in the United States of America. Our opinion is not modified with respect to this matter.

Responsibilities of Management for the Financial Statements

Management is responsible for the preparation and fair presentation of these financial statements in accordance with accounting principles generally accepted in the United States of America; this includes the design, implementation and maintenance of internal control relevant to the preparation and fair presentation of financial statements that are free from material misstatement, whether due to fraud or error.

In preparing the financial statements, management is required to evaluate whether there are conditions or events, considered in the aggregate, that raise substantial doubt about the Tax Collector's ability to continue as a going concern for 12 months beyond the financial statement date, including any known information that may raise substantial doubt shortly thereafter.

Auditors' Responsibilities for the Audit of the Financial Statements

Our objectives are to obtain reasonable assurance about whether the financial statements as a whole are free from material misstatement, whether due to fraud or error, and to issue an auditors' report that includes our opinion. Reasonable assurance is a high level of assurance but is not absolute assurance and therefore is not a guarantee that an audit conducted in accordance with GAAS and *Government Auditing Standards* will always detect a material misstatement when it exists. The risk of not detecting a material misstatement resulting from fraud is higher than for one resulting from error, as fraud may involve collusion, forgery, intentional omissions, misrepresentations or the override of internal control. Misstatements are considered material if, individually or in the aggregate, they could reasonably be expected to influence the judgment made by a reasonable user made on the basis of these financial statements.

In performing an audit in accordance with GAAS and *Government Auditing Standards*, we:

- Exercise professional judgment and maintain professional skepticism throughout the audit.
- Identify and assess the risks of material misstatement of the financial statements, whether due to fraud or error, and design and perform audit procedures responsive to those risks. Such procedures include examining, on a test basis, evidence regarding the amounts and disclosures in the financial statements.
- Obtain an understanding of the internal control relevant to the audit in order to design audit procedures that are appropriate in the circumstances, but not for the purpose of expressing an opinion on the effectiveness of the Tax Collector's internal control. According, no such opinion is expressed.
- Evaluate the appropriateness of accounting policies used and the reasonableness of significant accounting estimates made by management, as well as evaluate the overall presentation of the financial statements.
- Conclude whether, in our judgment, there are conditions or events, considered in the aggregate, that raise substantial doubt about the Tax Collector's ability to continue as a going concern for a reasonable period of time.

We are required to communicate with those charged with governance regarding, among other matters, the planned scope and timing of the audit, significant audit findings and certain internal control related matters that we identified during the audit.

Required Supplementary Information

Accounting principles generally accepted in the United States of America require that the budgetary comparison schedule and related notes, as listed in the table of contents, be presented to supplement the basic financial statements. Such information, although not a required part of the basic financial statements, is required by the Governmental Accounting Standards Board, who considers it to be an essential part of financial reporting for placing the basic financial statements in an appropriate operational, economic or historical context.

We have applied certain limited procedures to the required supplementary information in accordance with auditing standards generally accepted in the United States of America, which consisted of inquiries of management about the methods of preparing the information and comparing the information for consistency with management's responses to our inquiries, the basic financial statements and other knowledge we obtained during our audit of the basic financial statements. We do not express an opinion or provide any assurance on the information because the limited procedures do not provide us with sufficient evidence to express an opinion or provide any assurance.

Other Supplementary Information

Our audit was conducted for the purpose of forming opinions on the financial statements that collectively comprise the Tax Collector's financial statements. The combining statements, as listed in the table of contents, are presented for purposes of additional analysis and are not a required part of these financial statements. The combining statements are the responsibility of management and were derived from and relate directly to the underlying accounting and other records used to prepare the financial statements. Such information has been subjected to the auditing procedures applied in the audit of the financial statements and certain additional procedures, including comparing and reconciling such information directly to the underlying accounting and other records used to prepare the financial statements or to the financial statements themselves, and other additional procedures in accordance with auditing standards generally accepted in the United States of America. In our opinion, the combining statements are fairly stated, in all material respects in relation to the financial statements taken as a whole.

Other Reporting Required by Government Auditing Standards

In accordance with *Government Auditing Standards*, we have also issued a report on our consideration of the Tax Collector's internal control over financial reporting and on our tests of its compliance with certain provisions of laws, regulations, contracts and grant agreements and other matters included under the heading "*Independent Auditors' Report on Internal Control Over Financial Reporting and on Compliance and Other Matters Based on an Audit of Financial Statements Performed in Accordance with Government Auditing Standards.*" The purpose of that report is to describe the scope of our testing of internal control over financial reporting and compliance and the results of that testing and not to provide an opinion on internal control over financial reporting or on compliance. That report is an integral part of an audit performed in accordance with *Government Auditing Standards* in considering the Tax Collector's internal control over financial reporting and compliance.

Warren Averett, LLC

Pensacola, Florida
December 18, 2024

Financial Statements

**ESCAMBIA COUNTY, FLORIDA
TAX COLLECTOR**

BALANCE SHEET – GOVERNMENTAL FUND

SEPTEMBER 30, 2024

	General Fund
Assets	
Cash and cash equivalents	\$ 2,154,462
Due from other governmental units	213
Total assets	<u>\$ 2,154,675</u>
Liabilities	
Accounts payable	\$ 228,336
Accrued liabilities	143,156
Due to Board of County Commissioners	1,539,008
Due to other governmental units	52,997
Unearned revenue	191,178
Total liabilities	2,154,675
Fund Balance	<u>-</u>
Total liabilities and fund balance	<u>\$ 2,154,675</u>

See notes to financial statements.

**ESCAMBIA COUNTY, FLORIDA
TAX COLLECTOR**

**STATEMENT OF REVENUES, EXPENDITURES
AND CHANGES IN FUND BALANCE – GOVERNMENTAL FUND**

YEAR ENDED SEPTEMBER 30, 2024

	General Fund
REVENUES	
Charges for services	\$ 4,045,262
Miscellaneous revenue	334,840
	4,380,102
Total revenues	4,380,102
EXPENDITURES	
Current:	
General government:	
Salaries and benefits	6,999,083
Operating expenditures	1,262,199
Debt service - principal	621,401
Debt service - interest	7,408
Capital outlay	295,289
	9,185,380
Total expenditures	9,185,380
DEFICIENCY OF REVENUES OVER EXPENDITURES	(4,805,278)
OTHER FINANCING SOURCES (USES)	
Transfers in	6,344,286
Transfers out	(1,539,008)
	4,805,278
Total other financing sources	4,805,278
NET CHANGE IN FUND BALANCES	-
FUND BALANCES, OCTOBER 1, 2023	-
	-
FUND BALANCES, SEPTEMBER 30, 2024	\$ -

**ESCAMBIA COUNTY, FLORIDA
TAX COLLECTOR**

STATEMENT OF FIDUCIARY NET POSITION – CUSTODIAL FUNDS

YEAR ENDED SEPTEMBER 30, 2024

Assets

Cash and cash equivalents	\$ 6,156,964
Accounts receivable	674,212
	<hr/>
Total assets	6,831,176

Liabilities

Due to individuals	903,019
Due to other governments	5,928,157
	<hr/>
Total liabilities	6,831,176

Net Position

Restricted	-
	<hr/>
Total net position	<u><u>\$ -</u></u>

See notes to financial statements.

**ESCAMBIA COUNTY, FLORIDA
TAX COLLECTOR**

STATEMENT OF CHANGES IN FIDUCIARY NET POSITION – CUSTODIAL FUNDS

SEPTEMBER 30, 2024

Additions

Collections of taxes on behalf of other entities	\$ 436,094,157
Collections of fees on behalf of other entities	<u>31,533,052</u>
Total additions	467,627,209

Deductions

Payments of taxes to other entities	436,300,773
Payments of fees to other entities	30,986,554
Other	<u>339,882</u>
Total deductions	<u>467,627,209</u>

Net Change in Fiduciary Net Position	-
Net Position, October 1, 2023	<u>-</u>
Net Position, September 30, 2024	<u><u>\$ -</u></u>

See notes to financial statements.

**ESCAMBIA COUNTY, FLORIDA
TAX COLLECTOR**

NOTES TO THE FINANCIAL STATEMENTS

1. Summary of Significant Accounting Policies

The following is a summary of the significant accounting principles and policies used in the preparation of these financial statements.

A. Reporting Entity

The Escambia County, Florida Tax Collector (Tax Collector) is an elected constitutional officer as provided by Article VIII, Section 1(d) of the Constitution of the State of Florida. The Tax Collector's budget is approved by the Florida Department of Revenue and submitted to the Escambia County Board of County Commissioners (the Board). The Board pays a monthly fee to the Tax Collector for collection of property taxes based on a statutory formula. The remainder of the budget is funded by fees earned for providing services for other governmental agencies.

For financial reporting purposes, the Tax Collector is deemed to be a part of the primary government of Escambia County, Florida (the County), and therefore, is included as such in the Escambia County, Florida, Annual Comprehensive Financial Report.

B. Basis of Presentation – Fund Financial Statements

These financial statements have been prepared for the purpose of complying with *Rules of the Auditor General, State of Florida*, which require presentation of *fund level* only financial statements and permit omission of entity-wide full accrual financial statements and management's discussion and analysis. Therefore, these financial statements are intended to present only the financial position and changes in financial position of that portion of Escambia County, Florida, that relate to transactions of the Tax Collector and are not intended to present the financial position and changes in financial position of Escambia County, Florida, taken as a whole.

The Tax Collector's financial records and accounts are maintained in accordance with the principles of "fund accounting," whereby resources are classified for accounting and reporting purposes into funds to ensure compliance with any special restrictions or limitations on the use of such resources. The Tax Collector's funds are defined as follows:

Governmental Funds:

The *general fund* is the general operating fund of the Tax Collector. It is used to account for all financial resources except those required to be accounted for in other funds.

Fiduciary Funds:

The *custodial funds* are used to account for assets held for individuals, private organizations or other governments and consist primarily of taxes and fees collected, but not distributed to other governments.

Fund balances are classified either as non-spendable or as restricted, committed, assigned and unassigned, based on the extent to which there are external and internal constraints on the spending.

**ESCAMBIA COUNTY, FLORIDA
TAX COLLECTOR**

NOTES TO THE FINANCIAL STATEMENTS

C. Measurement Focus and Basis of Accounting

The general fund is accounted for using the *current resources measurement focus* and the *modified accrual basis of accounting*. Revenues are recognized as soon as they become susceptible to accrual—that is when they are both measurable and available to finance expenditures of the current period. The Tax Collector considers receivables collected within 60 days after year-end to be available and recognizes them as revenues of the current year. Expenditures generally are recorded when the related fund liability is incurred. However, expenditures for compensated absences are recognized when payments are made to employees.

Fiduciary fund financial statements are reported using the accrual basis of accounting.

D. Funding from Board of County Commissioners

Commissions from the Board are recorded as “transfers in” on the statement of revenues, expenditures and changes in Fund Balance.

In accordance with Florida Statutes, the general fund’s excess of revenues and transfers over expenditures is returned to the Board at year end and is reported as a “transfer out” on the Statement of Revenues, Expenditures and Changes in Fund Balance.

E. Capital Assets

Capital assets (vehicles, equipment and other property costing at least \$5,000 with a useful life of more than one year) are recorded as expenditures at the time of purchase. These assets are capitalized at cost and depreciated in Escambia County’s government-wide financial statements.

F. Accumulated Compensated Absences

Employees may accumulate, subject to limitations, amounts of earned but unused paid time off, which will be paid upon separation from service. The amount of vested accumulated compensated absences payable is reported as a liability in the statement of net position in the County’s basic financial statements. That liability includes earned but unused paid time off, as well as FICA taxes and retirement contributions related thereto.

2. Deposits and Investments

The investment of surplus funds is governed by the provisions of Florida Statute 218.415 as to the type of investments that can be made. Deposits may be exposed to custodial credit risk, which is the risk of loss in the event of a bank failure.

The Tax Collector manages custodial credit risk by maintaining its deposits in a financial institution designated as “Qualified Public Depository” by the State Treasurer.

**ESCAMBIA COUNTY, FLORIDA
TAX COLLECTOR**

NOTES TO THE FINANCIAL STATEMENTS

All deposits were fully insured through a combination of federal depository insurance and participation of the financial institution in the multiple financial institution collateral pool as specified in Chapter 280, Florida Statutes. Accordingly, risk of loss due to bank failure is not significant.

At September 30, 2024, the reported amount of the Tax Collector's deposits was approximately \$8.30 million, and the bank balance was approximately \$8.24 million, consisting entirely of deposits in checking and saving accounts.

3. Interfund Receivables, Payables and Transfers

Interfund receivables and payables consist of amounts due to or from funds during the normal course of business. At September 30, 2024, there were no interfund receivables or payables within the Tax Collector's funds. Transfers in consist of \$6,344,286 from the Board and transfers out (excess budget and fees to the Board) totaled \$1,539,008.

4. Due to the Board of County Commissioners

At September 30, 2024, the due to the Board totals \$1,539,008 and is comprised of excess fees over expenditures.

5. Retirement Plan

The Tax Collector participates in the Florida Retirement System (FRS), administered by the Florida Department of Management Services. The FRS was established in 1970 by Chapter 121, Florida Statutes. Changes to the FRS can only be made by an act of the Florida Legislature. Rules governing the operation and administration of the system may be found in Chapter 60S of the Florida Administrative Code. The state of Florida issues a publicly available stand-alone financial report that includes financial statements and required supplementary information for FRS. The report maybe be obtained on the division's website at <http://www.dms.myflorida.com>. The report may also be obtained by contacting the Florida Division of Retirement, Department of Management Services, P.O. Box 9000, Tallahassee, FL 32315-9000.

Employees elect participation in either the defined benefit plan (Pension Plan), a multiple-employer cost-sharing defined benefit retirement plan or the defined contribution plan (Investment Plan). As a general rule, membership in the FRS is compulsory for all employees working in a regularly established position for a state agency, county government, district school board, state university community college or a participating city or special district within the state of Florida.

The FRS provides retirement and disability benefits, annual cost-of-living adjustments and death benefits to plan members and beneficiaries. Retirement benefits are based upon age, average compensation and years of service credit where average compensation is computed as the average of the members' highest five or eight fiscal years of earnings, depending upon enrollment date. A post-employment health insurance subsidy is also provided to eligible retired members through the FRS in accordance with Florida Statutes.

**ESCAMBIA COUNTY, FLORIDA
TAX COLLECTOR**

NOTES TO THE FINANCIAL STATEMENTS

For employees who were enrolled in the plan prior to July 1, 2011, normal retirement benefits are available at age 62 with six or more years of service or to those employees who have at least 30 years of creditable service, regardless of age.

For employees who were enrolled in the plan after July 1, 2011, normal retirement benefits are available at age 65 with eight or more years of service or to those employees who have at least 33 years of creditable service, regardless of age.

Early retirement is available for vested members with a 5% reduction of benefits for each year prior to the normal retirement age. Retirement age and years of service requirements also vary depending on membership class.

In addition to the above benefits, the Deferred Retirement Option Program (DROP) is available under the Pension Plan when the member first reaches eligibility for normal retirement. This program allows eligible members to defer receipt of monthly retirement benefit payments while continuing employment with an FRS employer for a period not to exceed 96 months after electing to participate.

For those members who elect participation in the Investment Plan rather than the Pension Plan, vesting occurs at one year of service. The Investment Plan is a defined contribution plan funded monthly by employer and employee contributions based on salary and membership class. Members in the Investment Plan decide how their funds are allocated between various investment accounts, and the vested funds are portable upon termination. The final retirement benefit is equal to the vested contributions plus investment earnings less expenses and losses allocated to the member's account. Members in the Investment Plan are not eligible for participation in the DROP.

The contribution requirements of the Tax Collector and members are established and may be amended by FRS. Both plans are contributory for employees and require a 3% employee contribution. This is in addition to the contributions that are the obligation of the employer. The Tax Collector's contributions to FRS for the years ended September 30, 2024, 2023 and 2022, were \$746,363, \$716,919 and \$658,644, respectively, equal to the required contributions for each year.

**ESCAMBIA COUNTY, FLORIDA
TAX COLLECTOR**

NOTES TO THE FINANCIAL STATEMENTS

The contribution rates in effect during the period ended September 30, 2024, 2023 and 2022, were as follows:

	<u>2024</u>	<u>2023</u>	<u>2022</u>
<u>Regular Class:</u>			
Members not qualifying for other classes.	13.63%	13.57%	11.91%
<u>Senior Management Class:</u>			
Members of senior management who do not elect the optional annuity retirement program.	34.52%	34.52%	31.57%
<u>Elected Officials Class:</u>			
Certain elected county officials.	58.68%	58.68%	57.00%
<u>Deferred Retirement Option Program (DROP):</u>			
Members are enrolled in DROP from FRS	21.13%	21.13%	18.60%

Net Pension Obligation – Proportionate Share

The Tax Collector has a net FRS pension liability determined in accordance with GASB Statement No. 68, *Accounting and Financial Reporting for Pensions*. This long-term liability is only reported in the county-wide financial statements and is not a current liability of the governmental funds. All required disclosures and schedules may be found in the annual comprehensive financial report of Escambia County, Florida.

6. Other Post-Employment Benefits (OPEB), Other Than Pensions

The Board offers post-employment health care benefits (OPEB) to all retired employees of the Tax Collector’s Office and their dependents. Participating retirees are required to reimburse the Board for 100% of the premium cost, which is netted against the premium payment, so that no net expense is initially recorded in the Board’s financial statements. However, these retirees are receiving an “implicit subsidy” because the premium is a group rate, which includes active, lower cost employees. This implicit subsidy has a cost; however, this annual cost and the total OPEB liability are measured as the portion of the actuarial present value of projected benefit payments that is attributed to past periods of employee service. The total OPEB liability and other required disclosures have been calculated for the County as a whole and not separately for the Tax Collector’s Office. Accordingly, these calculations and disclosures can be found in the annual comprehensive financial report of Escambia County, Florida.

7. Risk Management

The County has a risk management program to insure claims against the Board, Constitutional Officers and Santa Rosa Island Authority for the following types of risks:

**ESCAMBIA COUNTY, FLORIDA
TAX COLLECTOR**

NOTES TO THE FINANCIAL STATEMENTS

Workers Compensation – The County is covered for workers’ compensation claims through a policy with the Florida Municipal Insurance Trust. Coverage limits under the policy include statutory limits, as well as \$1,000,000 bodily injury for each accident and \$1,000,000 bodily injury by disease for each employee with an aggregate \$1,000,000 policy limit.

Casualty and Property – Casualty limits are self-insured for \$200,000 per claim with a \$300,000 aggregate limit. Property limits are \$50,000 – \$250,000 self-insured retentions per occurrence with excess limits of \$45 million including wind.

The Tax Collector participated in the County’s insurance program. There also were no significant reductions in insurance coverage from the prior year, and there have been no settlements, which exceeded the Tax Collector’s insurance coverage in any of the past three fiscal years.

8. Subscription-Based Information Technology Arrangements (SBITA)

SBITAs

The Tax Collector’s Office has one agreement that meets the definition of a SBITA under GASB Statement No. 96. Detailed information about the SBITA can be found in the Escambia County Annual Comprehensive Financial Report or County-wide financial statements.

SBITAs entered into by the Tax Collector’s Office are included as other financing sources and capital outlay expenditures in the Statement of Revenues, Expenditures, and Changes in Fund Balance in the year of inception. Payments made in accordance with the lease terms are reported as debt service expenditures in the Statement of Revenues, Expenditures, and Changes in Fund Balance as they are incurred.

9. Leases

The Tax Collector’s Office leases office space under certain agreements that meet the definition of a lease under GASB Statement No. 87, *Leases*. Detailed information about the Tax Collector’s leases can be found in the Escambia County Annual Comprehensive Financial Report or County-wide financial statements.

Leases entered into by the Tax Collector’s Office are included as other financing sources and capital outlay expenditures in the Statement of Revenues, Expenditures, and Changes in Fund Balance in the year of inception. Payments made in accordance with the lease terms are reported as debt service expenditures in the Statement of Revenues, Expenditures, and Changes in Fund Balance as they are incurred.

10. Litigation

The Tax Collector is contingently liable with respect to lawsuits and other claims, which might be filed incidental to the ordinary course of operations. In the opinion of management, based on the advice of legal counsel, there are no lawsuits or claims outstanding which will have a material adverse effect on the financial position of the Tax Collector’s Office.

Required Supplementary Information

**ESCAMBIA COUNTY, FLORIDA
TAX COLLECTOR**

**SCHEDULE OF REVENUES, EXPENDITURES AND CHANGES IN FUND BALANCE –
BUDGET AND ACTUAL –
GAAP BASIS – GENERAL FUND**

YEAR ENDED SEPTEMBER 30, 2024

	Budgeted Amounts		Actual	Variance
	Original	Final		Positive (Negative)
Revenues:				
Charges for services	\$ 3,953,785	\$ 3,953,785	\$ 4,045,262	\$ 91,477
Miscellaneous revenue	118,500	118,500	334,840	216,340
Total Revenues	<u>4,072,285</u>	<u>4,072,285</u>	<u>4,380,102</u>	<u>307,817</u>
Expenditures:				
Current:				
General government:				
Salaries and benefits	8,110,480	7,815,190	6,999,083	816,107
Operating expenditures	2,064,946	2,064,946	1,262,199	802,747
Debt service - principal	-	-	621,401	(621,401)
Debt service - interest	-	-	7,408	(7,408)
Capital outlay	-	295,290	295,289	1
Total Expenditures	<u>10,175,426</u>	<u>10,175,426</u>	<u>9,185,380</u>	<u>990,046</u>
Deficiency of Revenues Under Expenditures	<u>(6,103,141)</u>	<u>(6,103,141)</u>	<u>(4,805,278)</u>	<u>(1,297,863)</u>
Other Financing Sources and Uses:				
Transfers in	6,344,286	6,344,286	6,344,286	-
Transfers out	<u>(241,145)</u>	<u>(241,145)</u>	<u>(1,539,008)</u>	<u>1,297,863</u>
Total Other Financing Sources	<u>6,103,141</u>	<u>6,103,141</u>	<u>4,805,278</u>	<u>1,297,863</u>
Net Change in Fund Balance	-	-	-	-
Fund Balance, October 1, 2023	-	-	-	-
Fund Balance, September 30, 2024	<u>\$ -</u>	<u>\$ -</u>	<u>\$ -</u>	<u>\$ -</u>

See notes to required supplementary information.

**ESCAMBIA COUNTY, FLORIDA
TAX COLLECTOR**

NOTES TO REQUIRED SUPPLEMENTARY INFORMATION

The Tax Collector's Office operates under budget procedures pursuant to Florida Statutes. An annual budget is adopted for the general fund on a basis consistent with accounting principles generally accepted in the United States of America. The legal level of budgetary control (i.e., the level at which expenditures may not legally exceed appropriations) is at the fund level.

Other Supplementary Information

**ESCAMBIA COUNTY, FLORIDA
TAX COLLECTOR**

**COMBINING STATEMENT OF FIDUCIARY NET POSITION –
ALL CUSTODIAL FUNDS**

SEPTEMBER 30, 2024

	Custodial Funds		TOTAL
	Tax Fund	Tag Fund	
Assets			
Cash and cash equivalents	\$ 5,482,717	\$ 674,247	\$ 6,156,964
Accounts receivable	251	673,961	674,212
Total assets	5,482,968	1,348,208	6,831,176
Liabilities			
Due to individuals	734,075	168,944	903,019
Due to other governments	4,748,893	1,179,264	5,928,157
Total liabilities	5,482,968	1,348,208	6,831,176
Net Position			
Restricted	-	-	-
Total net position	\$ -	\$ -	\$ -

**ESCAMBIA COUNTY, FLORIDA
TAX COLLECTOR**

**COMBINING STATEMENT OF CHANGES IN FIDUCIARY NET POSITION –
ALL CUSTODIAL FUNDS**

SEPTEMBER 30, 2024

	<u>Custodial Funds</u>		<u>TOTAL</u>
	<u>Tax Fund</u>	<u>Tag Fund</u>	
Additions			
Collections of taxes on behalf of other entities	\$ 421,658,087	\$ 14,436,070	\$ 436,094,157
Collections of fees on behalf of other entities	1,014,201	30,518,851	31,533,052
Total additions	422,672,288	44,954,921	467,627,209
Deductions			
Payments of taxes to other entities	422,011,947	14,288,826	436,300,773
Payments of fees to other entities	660,341	30,326,213	30,986,554
Other	-	339,882	339,882
Total deductions	422,672,288	44,954,921	467,627,209
Net Change in Fiduciary Net Position	-	-	-
Net Position, October 1, 2023	-	-	-
Net Position, September 30, 2024	<u>\$ -</u>	<u>\$ -</u>	<u>\$ -</u>

INDEPENDENT AUDITORS' REPORT ON INTERNAL CONTROL OVER FINANCIAL REPORTING AND ON COMPLIANCE AND OTHER MATTERS BASED ON AN AUDIT OF FINANCIAL STATEMENTS PERFORMED IN ACCORDANCE WITH GOVERNMENT AUDITING STANDARDS

Honorable Scott Lunsford
Tax Collector Escambia County, Florida

We have audited, in accordance with the auditing standards generally accepted in the United States of America and the standards applicable to financial audits contained in *Government Auditing Standards* issued by the Comptroller General of the United States, the financial statements (hereinafter referred to as "financial statements") of the general fund and aggregate remaining fund information of the Tax Collector of Escambia County, Florida (hereinafter referred to as "Tax Collector"), as of and for the year ended September 30, 2024, and the related notes to the financial statements, which collectively comprise the Tax Collector's financial statements, and have issued our report thereon dated December 18, 2024.

Report on Internal Control Over Financial Reporting

In planning and performing our audit of the financial statements, we considered the Tax Collector's internal control over financial reporting (internal control) as a basis for designing the audit procedures that are appropriate in the circumstances for the purpose of expressing our opinions on the financial statements, but not for the purpose of expressing an opinion on the effectiveness of the Tax Collector's internal control. Accordingly, we do not express an opinion on the effectiveness of the Tax Collector's internal control.

A deficiency in internal control exists when the design or operation of a control does not allow management or employees, in the normal course of performing their assigned functions, to prevent or detect and correct, misstatements on a timely basis. A *material weakness* is a deficiency or a combination of deficiencies in internal control, such that there is a reasonable possibility that a material misstatement of the Tax Collector's financial statements will not be prevented or detected and corrected on a timely basis. A *significant deficiency* is a deficiency or a combination of deficiencies in internal control that is less severe than a material weakness, yet important enough to merit attention by those charged with governance.

Our consideration of internal control was for the limited purpose described in the first paragraph of this section and was not designed to identify all deficiencies in internal control that might be material weaknesses or significant deficiencies. Given these limitations, during our audit we did not identify any deficiencies in internal control that we consider to be material weaknesses. However, material weaknesses or significant deficiencies may exist that have not been identified.

Report on Compliance and Other Matters

As part of obtaining reasonable assurance about whether the Tax Collector's financial statements are free from material misstatement, we performed tests of its compliance with certain provisions of laws, regulations, contracts and grant agreements, noncompliance with which could have a direct and material effect on the financial statements. However, providing an opinion on compliance with those provisions was not an objective of our audit, and accordingly, we do not express such an opinion. The results of our tests disclosed no instances of noncompliance or other matters that are required to be reported under *Government Auditing Standards*.

Purpose of This Report

The purpose of this report is solely to describe the scope of our testing of internal control and compliance and the results of that testing and not to provide an opinion on the effectiveness of the Tax Collector's internal control or on compliance. This report is an integral part of an audit performed in accordance with *Government Auditing Standards* in considering the Tax Collector's internal control and compliance. Accordingly, this report is not suitable for any other purpose.

A handwritten signature in cursive script that reads "Warren Averett, LLC".

Pensacola, Florida
December 18, 2024

**INDEPENDENT ACCOUNTANTS' REPORT ON EXAMINATION OF COMPLIANCE
REQUIREMENTS IN ACCORDANCE WITH CHAPTER 10.550,
RULES OF THE AUDITOR GENERAL**

Honorable Scott Lunsford
Escambia County Tax Collector

We have examined the Office of the Tax Collector of Escambia County, Florida's (hereinafter referred to as "Tax Collector") compliance with Florida Statute 218.415 in regard to investments for the year ended September 30, 2024. Management is responsible for the Tax Collector's compliance with those requirements. Our responsibility is to express an opinion on the Tax Collector's compliance based on our examination.

Our examination was conducted in accordance with attestation standards established by the American Institute of Certified Public Accountants. Those standards require that we plan and perform the examination to obtain reasonable assurance about whether the Tax Collector complied, in all material respects, with the specified requirements. An examination involves performing procedures to obtain evidence about whether the Tax Collector complied with the specified requirements. The nature, timing and extent of the procedures selected depend on our judgment, including an assessment of the risks of material noncompliance, whether due to fraud or error. We believe that the evidence we obtained is sufficient and appropriate to provide a reasonable basis for our opinion.

We are required to be independent and to meet our other ethical responsibilities in accordance with relevant ethical requirements relating to the examination engagement.

Our examination does not provide a legal determination on the Tax Collector's compliance with specified requirements.

In our opinion, the Tax Collector complied, in all material respects, with the aforementioned requirements for the year ended September 30, 2024.

Warren Averett, LLC

Pensacola, Florida
December 18, 2024

MANAGEMENT LETTER

Honorable Scott Lunsford
Tax Collector Escambia County, Florida

Report on the Financial Statements

We have audited the financial statements of the general fund and the aggregate remaining fund information of the Office of the Tax Collector of Escambia County, Florida (hereinafter referred to as "Tax Collector"), as of and for the year ended September 30, 2024, and have issued our report thereon dated December 18, 2024.

Auditors' Responsibility

We conducted our audit in accordance with auditing standards generally accepted in the United States of America; the standards applicable to financial audits contained in *Government Auditing Standards*, issued by the Comptroller General of the United States; and Chapter 10.550 *Rules of the Florida Auditor General*.

Other Reporting Requirements

We have issued our Independent Auditors' Report on Internal Control over Financial Reporting and on Compliance and Other Matters Based on an Audit of Financial Statements Performed in Accordance with *Government Auditing Standards*; and Independent Accountants' Report on an examination conducted in accordance with AICPA Professional Standards, AT-C Section 315, regarding compliance requirements in accordance with Chapter 10.550, *Rules of the Auditor General*. Disclosures in those reports which are dated December 18, 2024, should be considered in conjunction with this management letter.

Prior Audit Findings

Section 10.554(1)(i)1, *Rules of the Auditor General*, requires that we determine whether corrective actions have been taken to address findings and recommendations made in the preceding annual financial audit report. There were no recommendations made in the preceding audit report.

Official Title and Legal Authority

Section 10.554(1)(i)4., *Rules of the Auditor General*, requires that the name or official title and legal authority for the primary government and each component unit of the reporting entity be disclosed in this management letter unless disclosed in the notes to the financial statements. The Tax Collector was established by Article VIII, Section 1(d) of the Constitution of the State of Florida. There are no component units related to the Tax Collector.

Financial Management

Section 10.554(1)(i)2, *Rules of the Auditor General*, requires that we communicate any recommendations to improve financial management. In connection with our audit, we did not have any such recommendations.

Additional Matters

Section 10.554(1)(i)3, *Rules of the Auditor General*, requires us to communicate noncompliance with provisions of contracts or grant agreements or abuse that have occurred, or are likely to have occurred, that have an effect on the financial statements that is less than material, but which warrants the attention of those charged with governance. In connection with our audit, we did not note any such findings.

Purpose of This Letter

Our management letter is intended solely for the information and use of the Legislative Auditing Committee, members of the Florida Senate and the Florida House of Representatives, the Florida Auditor General, the Tax Collector, the Escambia County Board of County Commissioners and applicable management, and is not intended to be and should not be used by anyone other than these specified parties.

Warren Averett, LLC

Pensacola, Florida
December 18, 2024

**ESCAMBIA COUNTY, FLORIDA
TAX COLLECTOR**

SCHEDULE OF FINDINGS AND RESPONSES

SEPTEMBER 30, 2024

There were no comments which require management's written response.

