

2021

Leon County District School Board

Financial Statements
and Independent Auditor's Report

June 30, 2021

**FINANCIAL STATEMENTS
AND
INDEPENDENT AUDITOR'S REPORT**

**LEON COUNTY
DISTRICT SCHOOL BOARD
TALLAHASSEE, FLORIDA**

JUNE 30, 2021

TABLE OF CONTENTS

Independent Auditor's Report	1-3
Management's Discussion and Analysis	4-12
Financial Statements	
Statement of Net Position	13
Statements of Activities.....	14
Balance Sheet – All Governmental Funds.....	15
Reconciliation of the Governmental Funds	
Balance Sheet to the Statement of Net Position.....	16
Statement of Revenues, Expenditures, and Changes in Fund	
Balances – All Governmental Funds	17-18
Reconciliation of the Statement of Revenues, Expenditures,	
and Changes in Fund Balances of Governmental Funds	
to the Statement of Activities	19
Statement of Net Position - Proprietary Funds	20
Statement of Revenues, Expenses, and Changes in Fund Net Position -	
Proprietary Funds	21
Statement of Cash Flows - Proprietary Funds	22
Statement of Fiduciary Net Position – Fiduciary Funds.....	23
Statement of Changes in Fiduciary Net Position – Fiduciary Funds	24
Notes to Financial Statements.....	25-59
Required Supplementary Information	
Schedule of Revenues, Expenditures, and Changes in Fund Balance –	
Budgetary Comparison Schedule:	
General Fund.....	60
Major Special Revenue Fund – Federal Education Stabilization Fund	61
Schedule of the District's Proportionate Share of the Net Pension Liability -	
Florida Retirement System Pension Plan	62
Schedule of the District's Contributions – Florida Retirement System Pension Plan.....	63
Schedule of the District's Proportionate Share of the Net Pension Liability -	
Health Insurance Subsidy Pension Plan.....	64
Schedule of the District's Contributions – Health Insurance Subsidy Pension Plan	65
Schedule of Changes in Total Other Postemployment Benefits (OPEB)	
and Related Ratios.....	66
Notes to Required Supplementary Information	67

**FINANCIAL STATEMENTS
AND
INDEPENDENT AUDITOR'S REPORT**

**LEON COUNTY
DISTRICT SCHOOL BOARD
TALLAHASSEE, FLORIDA**

JUNE 30, 2021

TABLE OF CONTENTS

**Additional Elements of Report Prepared in Accordance with
Government Auditing Standards, Issued by the Comptroller
General of the United States; the Provisions of the Office of
Management and Budget (OMB) Uniform Guidance; and
*Rules of the Auditor General of the State of Florida***

Schedule of Expenditures of Federal Awards.....	68-70
Independent Auditor's Report on Internal Control over Financial Reporting and on Compliance and Other Matters Based on an Audit of Financial Statements Performed in Accordance with <i>Government Auditing Standards</i>	71-72
Independent Auditor's Report on Compliance for Each Major Federal Program and on Internal Control over Compliance Required by the Uniform Guidance	73-74
Schedule of Findings and Questioned Costs	75
Summary of Findings and Questioned Costs.....	76-77
Independent Accountants' Report on Compliance with Florida Statutes, Section 218.415 – Investments of Public Funds	78
Management Letter.....	79-80
Management's Response	81-82

INDEPENDENT AUDITOR'S REPORT

Leon County District School Board and
Superintendent
Tallahassee, Florida

Report on the Financial Statements

We have audited the accompanying financial statements of the governmental activities, business-type activities, each major fund, the aggregate discretely presented component units, and the aggregate remaining fund information of the Leon County District School Board (the District), as of and for the year ended June 30, 2021, and the related notes to the financial statements, which collectively comprise the District's basic financial statements as listed in the table of contents.

Management's Responsibility for the Financial Statements

Management is responsible for the preparation and fair presentation of these financial statements in accordance with accounting principles generally accepted in the United States of America; this includes the design, implementation, and maintenance of internal control relevant to the preparation and fair presentation of financial statements that are free from material misstatement, whether due to fraud or error.

Auditor's Responsibility

Our responsibility is to express opinions on these financial statements based on our audit. We did not audit the financial statements of discretely presented component units, which represents 100 percent of the transactions and account balances of the discretely presented component unit's columns. Those financial statements were audited by other auditors, whose reports have been furnished to us, and our opinions, insofar as they relate to the amounts included for the discretely presented component units, are based solely on the reports of the other auditors. We conducted our audit in accordance with auditing standards generally accepted in the United States of America and the standards applicable to financial audits contained in *Government Auditing Standards*, issued by the Comptroller General of the United States. Those standards require that we plan and perform the audit to obtain reasonable assurance about whether the financial statements are free from material misstatement.

An audit involves performing procedures to obtain audit evidence about the amounts and disclosures in the financial statements. The procedures selected depend on the auditor's judgment, including the assessment of the risks of material misstatement of the financial statements, whether due to fraud or error. In making those risk assessments, the auditor considers internal control relevant to the entity's preparation and fair presentation of the financial statements in order to design audit procedures that are appropriate in the circumstances, but not for the purpose of expressing an opinion on the effectiveness of the District's internal control. Accordingly, we express no such opinion. An audit also includes evaluating the appropriateness of accounting policies used and the reasonableness of significant accounting estimates made by management, as well as evaluating the overall presentation of the financial statements.

CERTIFIED PUBLIC ACCOUNTANTS

Gainesville | Ocala | Tallahassee | Sarasota | Orlando | Lakeland

purvisgray.com

Members of American and Florida Institutes of Certified Public Accountants

An Independent Member of the BDO Alliance USA

Leon County District School Board and
Superintendent
Tallahassee, Florida

INDEPENDENT AUDITOR'S REPORT

We believe that the audit evidence we have obtained is sufficient and appropriate to provide a basis for our audit opinions.

Opinions

In our opinion, based on our audit and the reports of other auditors, the financial statements referred to above present fairly, in all material respects, the respective financial position of the governmental activities, each major fund, the aggregate discretely presented component unit, and the aggregate remaining fund information of the District, as of June 30, 2021, and the respective changes in financial position, and, where applicable, cash flows thereof for the year then ended in accordance with accounting principles generally accepted in the United States of America.

Emphasis of a Matter

As discussed in Note 1(l) to the financial statements, for the year ended June 30, 2021, the District adopted new accounting guidance Governmental Accounting Standards Board (GASB) Statement No. 84, *Fiduciary Activities*. Our opinion is not modified with respect to this matter.

Other Matters

Required Supplementary Information

Accounting principles generally accepted in the United States of America require that the management's discussion and analysis and the other required supplementary information as listed in the table of contents (collectively, the required supplementary information) be presented to supplement the basic financial statements. Such information, although not a part of the basic financial statements, is required by GASB, who considers it to be an essential part of financial reporting for placing the basic financial statements in an appropriate operational, economic, or historical context. We have applied certain limited procedures to the required supplementary information in accordance with auditing standards generally accepted in the United States of America, which consisted of inquiries of management about the methods of preparing the information and comparing the information for consistency with management's responses to our inquiries, the basic financial statements, and other knowledge we obtained during our audit of the basic financial statements. We do not express an opinion or provide any assurance on the information because the limited procedures do not provide us with sufficient evidence to express an opinion or provide any assurance.

Other Information

Our audit was conducted for the purpose of forming opinions on the financial statements that collectively comprise the District's basic financial statements. The schedule of expenditures of federal awards is presented for purposes of additional analysis as required by Title 2 U.S. *Code of Federal Regulations* (CFR) Part 200, *Uniform Administrative Requirements, Cost Principles, and Audit Requirements for Federal Awards*, and is not a required part of the basic financial statements. The schedule of expenditures of federal awards is the responsibility of management and was derived from and relates directly to the underlying accounting and other records used to prepare the basic financial statements. Such information has been subjected to the auditing procedures applied in the audit of the basic financial statements and certain additional procedures, including comparing and reconciling such information directly to the underlying accounting and other records used to prepare the basic financial


Leon County District School Board and
Superintendent
Tallahassee, Florida

INDEPENDENT AUDITOR'S REPORT

statements or to the basic financial statements themselves, and other additional procedures in accordance with auditing standards generally accepted in the United States of America. In our opinion, the schedule of expenditures of federal awards is fairly stated in all material respects in relation to the basic financial statements as a whole.

Other Reporting Required by *Government Auditing Standards*

In accordance with *Government Auditing Standards*, we have also issued our report dated January 28, 2022, on our consideration of the District's internal control over financial reporting and on our tests of its compliance with certain provisions of laws, regulations, contracts, and grant agreements and other matters. The purpose of that report is to describe the scope of our testing of internal control over financial reporting and compliance and the results of that testing, and not to provide an opinion on internal control over financial reporting or on compliance. That report is an integral part of an audit performed in accordance with *Government Auditing Standards* in considering the District's internal control over financial reporting and compliance.



January 28, 2022
Tallahassee, Florida

MANAGEMENT'S DISCUSSION AND ANALYSIS

The management of the Leon County District School Board (the District) has prepared the following discussion and analysis to provide an overview of the District's financial activities for the fiscal year ended June 30, 2021. The intent of information contained in the Management's Discussion and Analysis (MD&A) is to highlight significant transactions, events, and conditions. This discussion is within the context of the District's financial statements and notes to financial statements found immediately following the MD&A.

FINANCIAL HIGHLIGHTS

Key financial highlights for the 2020-21 fiscal year are as follows:

- Total Net Position is \$185,479,176, which represents a 0.74 percent decrease from the 2019-20 fiscal year after the effect of the adjustment to restate beginning net position due to the implementation of GASB Statement No. 84, *Fiduciary Activities*.
- General revenues total \$38,009,303, or 96 percent of all revenues. Program specific revenues in the form of charges for services, operating grants and contributions, and capital grants and contributions total \$17,694,508 or 4 percent of all revenues.
- Expenses total \$399,086,415. Only \$17,694,508 of these expenses was offset by program specific revenues.
- At the end of the current fiscal year, the fund balance of the General Fund totals \$62,889,932, which is \$11,779,150 more than the prior fiscal year balance. The General Fund assigned and unassigned fund balances total \$51,801,218, or 18 percent of total General Fund revenues which total \$274,714,964. The unassigned fund balance totals \$38,858,981, which represents 14 percent of total General Fund revenues.
- The District's capital assets \$431,246,736 (net of depreciation) decreased by \$5,088,076 as depreciation expense exceeded capital asset additions in the current year.

OVERVIEW OF THE FINANCIAL STATEMENTS

The basic financial statements consist of three components:

- Government-wide financial statements
- Fund financial statements
- Notes to financial statements

This report also includes supplementary information intended to furnish additional details to support the basic financial statements.

MANAGEMENT'S DISCUSSION AND ANALYSIS

Government-Wide Financial Statements

The government-wide financial statements provide both short-term and long-term information about the District's overall financial condition in a manner similar to those of a private-sector business. The statements include a statement of net position and a statement of activities designed to provide consolidated financial information about the governmental activities of the primary government presented on the accrual basis of accounting. The statement of net position provides information about the government's financial position, its assets, its liabilities, and its deferred outflows of resources using an economic resources measurement focus. Assets plus deferred outflows of resources, less liabilities, equal net position, which is a measure of the District's financial health. The statement of activities presents information about the change in the District's net position, which is the result of operations during the fiscal year. An increase or decrease in net position is an indication of whether the District's financial health is increasing or decreasing.

The government-wide statements present the District's activities in the following categories:

Governmental activities—This category represents most of the District's services, including its educational programs: basic, vocational, adult, and exceptional education. Support functions such as transportation and administration are also included. Local property taxes and the State's education finance program provide most of the resources supporting these activities.

Business-type activities—The District charges fees to cover the cost of certain services provided by the District's Permitting Office.

Component units—The District presents eight (8) separate legal entities in this report including the Foundation for Leon County Schools, Inc.; The School of Arts and Sciences on Thomasville Road; the School of Arts and Sciences at the Centre; Tallahassee School of Math and Science; Governors Charter Academy; and Tallahassee Classical School. These entities are legally separate organizations and component units included in this report because they meet the criteria for inclusion provided by generally accepted accounting principles. Complete financial statements for each component unit are available from the District's Chief Financial Officer upon request.

The Leon County District School Board Voluntary Employee Benefits Trust (VEBT) and the Leon County School Board Leasing Corporation (Leasing Corporation), although also legally separate entities, were formed to administer the District's group health, life, and dental insurance program and facilitate financing for the acquisition of facilities and equipment, respectively. Due to the substantive economic relationships between the District and the VEBT and Leasing Corporation, their financial activities have been included as an integral part of the primary government.

Fund Financial Statements

Fund financial statements are one of the components of the basic financial statements. A fund is a grouping of related accounts used to maintain control over resources that have been segregated for specific activities or objectives. The District uses fund accounting to ensure and demonstrate compliance with finance-related legal requirements and prudent fiscal management. Law establishes certain funds while others are created by legal agreements, such as bond covenants. Fund financial statements provide detailed information about the District's financial activities, focusing on its most significant or "major" funds rather than fund types. This is in contrast to the entity-wide perspective contained in the government-wide statements. All of the District's funds may be classified within one of three broad categories discussed below.

MANAGEMENT'S DISCUSSION AND ANALYSIS

Governmental Funds—Governmental funds account for essentially the same functions reported as governmental activities in the government-wide financial statements. However, unlike the government-wide financial statements, governmental fund financial statements focus on near-term inflows and outflows of spendable resources, as well as on balances of spendable resources available at the end of the fiscal year. Such information may be useful for assessing a government's near-term financing requirements.

Because the focus of governmental funds is narrower than the government-wide financial statements, it is useful to compare the information presented for governmental funds with similar information presented for governmental activities in the government-wide financial statements. Readers may obtain a better understanding of the long-term impact of the government's near-term financing decisions by doing so. The governmental funds balance sheet and the governmental funds statement of revenues, expenditures, and changes in fund balances each provide a reconciliation to facilitate this comparison between governmental funds and governmental activities.

The governmental funds balance sheet and statement of revenues, expenditures, and changes in fund balances provide detailed information about the District's most significant funds. The District's major funds are the General Fund, the Other Debt Service Fund, and the Special Revenue – Federal Education Stabilization Fund. Data from the other governmental funds are combined into a single, aggregated presentation.

The District adopts an annual appropriated budget for its governmental funds. A budgetary comparison schedule is included for the General Fund and the Federal Education Stabilization Fund, to demonstrate compliance with the budget.

Proprietary Fund—Proprietary funds may be established to account for activities where a fee is charged for services. The District's only proprietary fund is classified as an enterprise fund. Enterprise funds are used to report the same functions as business-type activities in the government-wide financial statements. The District uses the enterprise fund to account for the activities of the District Permitting Office.

Fiduciary Funds—Fiduciary funds are used to report assets held in a trustee or fiduciary capacity for the benefit of external parties. Fiduciary funds are not reflected in the government-wide statements because the resources are not available to support the District's own programs. In its fiduciary capacity, the District is responsible for ensuring that the assets reported in these funds are used only for their intended purposes.

The District uses a private-purpose trust fund to account for scholarship funds established by private donors.

The District uses an employee benefits trust fund to account for the financial resources of the Leon County District School Board Voluntary Employee Benefits Trust.

Notes to Financial Statements

The notes provide additional information that is essential for a full understanding of the data provided in the government-wide and fund financial statements.

MANAGEMENT'S DISCUSSION AND ANALYSIS

Other Information

In addition to the basic financial statements and accompanying notes, this report also presents required supplementary information concerning the District's other postemployment benefits and net pension liabilities.

GOVERNMENT-WIDE FINANCIAL ANALYSIS

Net position may serve over time as a useful indicator of a government's financial health. The following is a summary of the District's net position as of June 30, 2021, compared to net position as of June 30, 2020:

	Net Position, End of Year					
	Governmental Activities		Business-type Activities		Total	
	6-30-21	6-30-20	6-30-21	6-30-20	6-30-21	6-30-20
Current Assets	\$ 153,552,972	\$ 132,327,428	\$ 1,805	\$ 239	\$ 153,554,777	\$ 132,327,667
Capital Assets, Net of Depreciation	431,246,736	436,334,813	-	-	431,246,736	436,334,813
Total Assets	584,799,708	568,662,241	1,805	239	584,801,513	568,662,480
Deferred Outflow of Resources	85,642,661	79,283,930	-	-	85,642,661	79,283,930
Long-Term Liabilities	447,176,134	425,956,230	-	-	447,176,134	425,956,230
Other Liabilities	17,632,751	16,359,846	-	161	17,632,751	16,360,007
Total Liabilities	464,808,885	442,316,076	-	161	464,808,885	442,316,237
Deferred Inflow of Resources	20,156,113	23,191,909	-	-	20,156,113	23,191,909
Net Position:						
Net Investment in Capital Assets	288,140,046	279,479,891	-	-	288,140,046	279,479,891
Restricted	82,821,977	75,825,943	-	-	82,821,977	75,825,943
Unrestricted (Deficit)	(185,484,652)	(172,867,648)	1,805	78	(185,482,847)	(172,867,570)
Total Net Position	\$ 185,477,371	\$ 182,438,186	\$ 1,805	\$ 78	\$ 185,479,176	\$ 182,438,264

The largest portion of the District's net position reflects its investment in capital assets (e.g., land; buildings and fixed equipment; furniture, fixtures, and equipment), less any related debt still outstanding net of unspent debt proceeds. The District uses these capital assets to provide services to students; consequently, these assets are not available for future spending. Although the investment in capital assets is reported net of related debt, the resources used to repay the debt must be provided from other sources, since the capital assets cannot be used to liquidate these liabilities.

The restricted portion of the District's net position represents resources subject to external restrictions on expenditures.

The deficit unrestricted net position was the result, in part, of accruing \$33,929,533 in compensated absences payable, \$34,323,682 in other postemployment benefits payable, and \$231,374,135 in net pension liability.

The key elements of the changes in the District's net position for the fiscal years ended June 30, 2021 and June 30, 2020, are as follows:

- The increase in the District's long-term liabilities primarily resulted from a \$25 million increase in the District's proportionate share of the Net Pension Liability for the Florida Retirement System.

MANAGEMENT'S DISCUSSION AND ANALYSIS

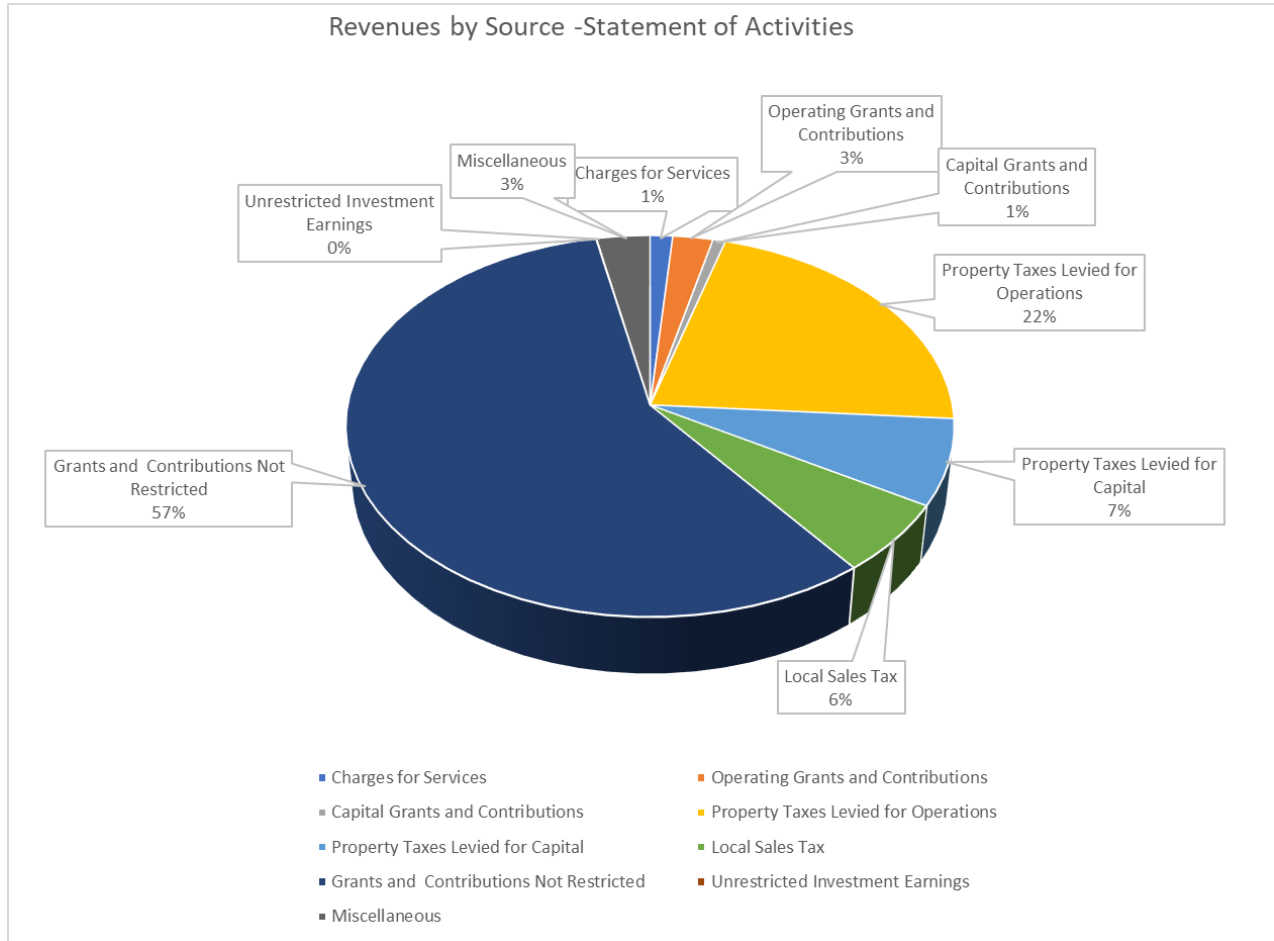
Governmental activities decreased the District's net position by \$1.4 million during the 2020-21 fiscal year, detailed as follows:

	Operating Results for the Fiscal Year Ended					
	Governmental Activities		Business-type Activities		Total	
	6-30-21	6-30-20*	6-30-21	6-30-20	6-30-21	6-30-20*
Program Revenues:						
Charges for Services	\$ 5,299,229	\$ 7,905,615	\$ 8,069	\$ -	\$ 5,307,298	\$ 7,905,615
Operating Grants and Contributions	9,442,472	12,210,526	-	-	9,442,472	12,210,526
Capital Grants and Contributions	2,952,807	1,395,081	-	-	2,952,807	1,395,081
General Revenues:						
Property Taxes Levied for Operational Purposes	86,282,930	85,459,983	-	-	86,282,930	85,459,983
Property Taxes Levied for Capital Projects	28,995,733	27,462,482	-	-	28,995,733	27,462,482
Local Sales Tax	23,964,899	21,976,463	-	-	23,964,899	21,976,463
Grants and Contributions Not Restricted to Specific Programs	228,084,293	209,101,427	-	-	228,084,293	209,101,427
Unrestricted Investment Earnings	131,677	1,937,094	-	150	131,677	1,937,244
Miscellaneous	12,549,771	5,758,753	-	-	12,549,771	5,758,753
Total Revenues	397,703,811	373,207,424	8,069	150	397,711,880	373,207,574
Functions/Program Expenses:						
Instruction	204,364,031	190,358,415	-	-	204,364,031	190,358,415
Student Personnel Services	12,289,532	11,956,641	-	-	12,289,532	11,956,641
Instructional Media Services	4,053,290	4,470,676	-	-	4,053,290	4,470,676
Instruction and Curriculum Development	14,139,687	14,522,536	-	-	14,139,687	14,522,536
Instructional Staff Training Services	932,380	1,334,360	-	-	932,380	1,334,360
Instruction Related Technology	13,955,792	2,890,108	-	-	13,955,792	2,890,108
Board	1,060,353	1,187,609	-	-	1,060,353	1,187,609
General Administration	3,232,255	2,383,943	-	-	3,232,255	2,383,943
School Administration	25,825,200	25,257,925	-	-	25,825,200	25,257,925
Facility Acquisition and Construction	11,876,842	6,128,133	-	-	11,876,842	6,128,133
Fiscal Services	2,600,148	2,666,999	-	-	2,600,148	2,666,999
Food Services	12,796,679	14,822,763	-	-	12,796,679	14,822,763
Central Services	9,336,898	9,283,429	-	-	9,336,898	9,283,429
Student Transportation Services	12,889,057	14,427,788	-	-	12,889,057	14,427,788
Operation of Plant	22,367,675	24,018,706	-	-	22,367,675	24,018,706
Maintenance of Plant	10,394,100	10,538,631	-	-	10,394,100	10,538,631
Administrative Technology Services	5,231,927	5,320,875	-	-	5,231,927	5,320,875
Community Services	5,038,169	7,559,137	-	-	5,038,169	7,559,137
Unallocated Interest on Long-term Debt	5,158,035	5,507,232	-	-	5,158,035	5,507,232
Unallocated Depreciation Expenses	20,634,907	20,244,027	-	-	20,634,907	20,244,027
Loss on Disposal of Capital Assets	909,458	1,645,910	-	-	909,458	1,645,910
District Permitting Office	-	-	6,342	15,693	6,342	15,693
Total Functions/Program Expenses	399,086,415	376,530,843	6,342	15,693	399,092,757	376,546,536
Increase (Decrease) in Net Position	(1,382,604)	(3,323,419)	1,727	(15,543)	(1,380,877)	(3,338,962)
Net Position - Beginning	182,438,186	185,761,605	78	15,621	182,438,264	185,777,226
Adjustment to Restate Beginning Net Position (See Note 1)	4,421,789	-	-	-	4,421,789	-
Net Position - Beginning - Restated	186,859,975	185,761,605	78	15,621	186,860,053	185,777,226
Net Position - Ending	\$ 185,477,371	\$ 182,438,186	\$ 1,805	\$ 78	\$ 185,479,176	\$ 182,438,264

*The June 30, 2020 balances have not been restated above for the impact GASB 84 Implementation.

MANAGEMENT'S DISCUSSION AND ANALYSIS

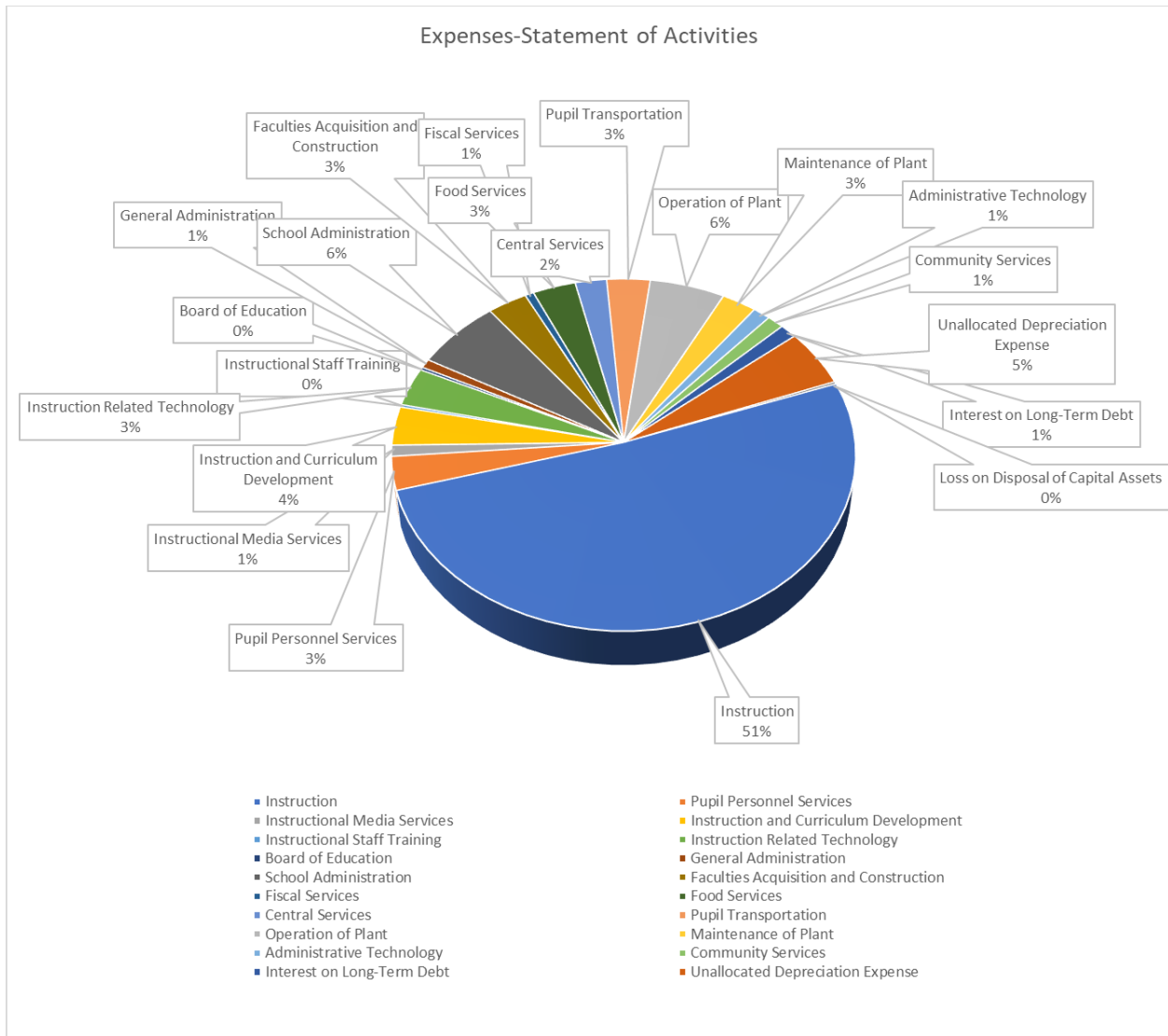
The following chart depicts the distribution of revenues of the District as a whole for the 2020-21 fiscal year.



Key elements of the change in net position are as follows:

- Overall revenues increased by \$24,496,387, or 7 percent. This is primarily due to additional grant funding for COVID Relief. In addition, revenues from student activity fees are now included in Miscellaneous Revenue due to the implementation of GASB 84.
- Overall expenses increased by \$22,555,572, or 6 percent.
- Instructional expense increased by \$14,005,616, or 7 percent, from previous fiscal year due mainly from the amortization of the increase in the net pension liability.

MANAGEMENT'S DISCUSSION AND ANALYSIS



Governmental Funds

The focus of the District’s governmental funds is to provide information on near-term inflows, outflows, and balances of spendable resources. Such information is useful in assessing the District’s financing requirements. Specifically, unassigned fund balance may serve as a useful measure of a government’s net resources available for discretionary use of it represents the portion of fund balance that has not been limited to a particular purpose by an external party, the District, or a group of individual delegated authority by the Board to assign resources for particular purposes.

MANAGEMENT'S DISCUSSION AND ANALYSIS

The total fund balances of governmental funds increased by \$15,530,850 during the fiscal year to \$13,592,221 at June 30, 2021. As described in Note 1.I, beginning Fund Balance was restated in the Other Special Revenue fund to include the internal accounts in accordance with GASB 84. Approximately 28.6 percent of this amount is unassigned fund balanced (\$38,858,981), which is available for spending at the District's discretion. The remainder of the fund balance is non-spendable, restricted, or assigned to indicate that it is (1) not in spendable form (\$1,233,258), (2) restricted for particular purposes (\$82,821,977), or (3) assigned for particular purposes (\$13,006,005).

Major Governmental Funds

The General Fund is the District's chief operating fund. At the end of the current fiscal year, unassigned fund balance is \$38,858,981, while the total fund balance is \$62,889,932. As a measure of the General Fund's liquidity, it may be useful to compare the total assigned and unassigned fund balances to General Fund total revenues. The total assigned and unassigned fund balance is 14.2 percent of the total General Fund revenues, while total fund balance represents 22.9 percent of the total General Fund revenues. Revenues and transfers exceeded expenditures by \$11,779,150 in the current fiscal year, compared to \$1,148,650 in the prior fiscal year.

The Special Revenue – Federal Education Stabilization Fund has total revenues and expenditures and transfers out of \$17,797,668 each. Because grant revenues are not recognized until expenditures are incurred, this fund generally does not accumulate fund balance.

Debt Service Fund – Other Fund has revenues totaling \$1,782,705, of which \$1,778,761 is receipts for payments from the IRS on Federal Stimulus bonds. The total fund balance is \$19,288,640.

GENERAL FUND BUDGETARY HIGHLIGHTS

During the 2020-21 fiscal year, the District amended its General Fund budget several times, which resulted in a slight increase in final budgeted revenues and transfers in of \$1,216,905 and an insignificant increase in final appropriations of \$2,737,171.

Actual revenues are in line with the final budgeted amounts while actual expenditures are \$44,331,599, or 14 percent, less than final budget amounts. The decrease in expenditures was primarily due to continued cost containment measures implemented by the District. The actual ending fund balance exceeded the estimated fund balance contained in the final amended budget by \$46,950,658.

CAPITAL ASSETS AND LONG-TERM DEBT

Capital Assets

The District's investment in capital assets for its governmental activities as of June 30, 2021, amounts to \$431,246,736 (net of accumulated depreciation). This investment in capital assets includes land; construction in progress; improvements other than buildings; buildings and fixed equipment; furniture, fixtures, and equipment; motor vehicles; and audio visual materials and computer software.

Major capital asset events included the following:

- Several renovations and additions to schools and other projects were ongoing during the year totaling \$11,405,444.
- Disposal of land, buildings, equipment, vehicles, audio visual and software net of depreciation totaled \$909,458.
- Depreciation expense totaled \$20,634,907.

MANAGEMENT'S DISCUSSION AND ANALYSIS

Capital Assets (Net of Depreciation)

	Governmental Activities	
	6/30/2021	6/30/2020
Land	\$ 17,534,559	\$ 17,543,679
Construction in Progress	31,250,506	51,226,100
Improvements Other Than Buildings	18,575,404	19,942,329
Buildings and Fixed Equipment	346,568,468	329,544,953
Furniture, Fixtures and Equipment	9,888,909	9,259,083
Motor Vehicles	5,713,362	6,920,729
Audio Visual and Computer Software	1,715,528	1,897,939
Total Capital Assets	\$ 431,246,736	\$ 436,334,812

Additional information on the District's capital assets can be found in Note 3 to the financial statements.

Long-term Debt

At June 30, 2021, the District has \$142,418,901 total capital asset-related debt outstanding. This amount is comprised of the following:

Schedule of Outstanding Capital Asset Related Debt

	Governmental Activities	
	6/30/2021	6/30/2020
Lease Purchase Agreement	\$ 8,095,355	\$ 3,771,952
State Schools/Sales Tax Bonds	49,126,306	55,163,699
Certificates of Participation	85,197,240	95,402,240
Total Long-Term Debt	\$ 142,418,901	\$ 154,337,891

Additional information on the District's long-term liabilities can be found in Note 9 to the financial statements.

OTHER MATTERS OF SIGNIFICANCE

As a part of the State-wide educational funding formula, the District is given operational revenues through State appropriations. The District then aligns expenses to fall within those parameters.

Capital revenues are levied up to capacity based on the needs identified in the District Facilities Work Program to adequately house growth of the student population.

REQUESTS FOR INFORMATION

This financial report is designed to provide a general overview of the Leon County District School Board's finances. Questions concerning any of the information provided in this report or requests for additional financial information should be addressed to the Chief Financial Officer, Leon County School District, 2757 West Pensacola Street Tallahassee, Florida, 32304.

FINANCIAL STATEMENTS

LEON COUNTY DISTRICT SCHOOL BOARD
STATEMENT OF NET POSITION
JUNE 30, 2021

	Primary Government			Component Units
	Governmental Activities	Business-Type Activities	Total	
Assets				
Cash and Cash Equivalents	\$ 99,811,844	\$ 1,805	\$ 99,813,649	\$ 4,819,529
Investments	420,961	-	420,961	-
Accounts Receivable	622,062	-	622,062	193,451
Due from Other Agencies	11,789,075	-	11,789,075	1,021,682
Prepaid Items	-	-	-	47,176
Inventories	1,780,332	-	1,780,332	-
Other Assets	2,085	-	2,085	25,421
Restricted Assets:				
Cash Equivalents with Fiscal Agents	39,112,228	-	39,112,228	245,158
Investments with Fiscal Agents	14,385	-	14,385	-
Capital Assets:				
Non-Depreciable Capital Assets	48,785,065	-	48,785,065	1,460,436
Depreciable Capital Assets, Net	382,461,671	-	382,461,671	26,822,426
Total Assets	584,799,708	1,805	584,801,513	34,635,279
Deferred Outflows of Resources				
Pensions	80,967,688	-	80,967,688	2,557,735
Other Postemployment Benefits	4,674,973	-	4,674,973	-
Total Deferred Outflows of Resources	85,642,661	-	85,642,661	2,557,735
Liabilities				
Accrued Salaries and Benefits	10,380,038	-	10,380,038	296,927
Payroll Deductions and Withholdings	1,616,524	-	1,616,524	-
Accounts Payable	4,612,290	-	4,612,290	327,850
Construction Contracts Payable	687,789	-	687,789	-
Due to Other Agencies	-	-	-	247,232
Matured Interest Payable	3,000	-	3,000	-
Deposits Payable	333,110	-	333,110	-
Unearned Revenues	-	-	-	5,030
Long-Term Liabilities:				
Portion Due Within One Year	21,698,790	-	21,698,790	13,023,967
Portion Due After One Year	425,477,344	-	425,477,344	21,715,943
Total Liabilities	464,808,885	-	464,808,885	35,616,949
Deferred Inflows of Resources				
Pensions	17,715,706	-	17,715,706	110,021
Other Postemployment Benefits	2,440,407	-	2,440,407	-
Total Deferred Inflows of Resources	20,156,113	-	20,156,113	110,021
Net Position				
Net Investment in Capital Assets	288,140,046	-	288,140,046	(730,872)
Restricted for:				
State Required Carryover Programs	9,855,456	-	9,855,456	-
Debt Service	39,444,690	-	39,444,690	-
Capital Projects	28,234,849	-	28,234,849	157,561
Food Service	978,923	-	978,923	-
Student Activities	4,308,059	-	4,308,059	150,948
Unrestricted	(185,484,652)	1,805	(185,482,847)	1,888,407
Total Net Position	\$ 185,477,371	\$ 1,805	\$ 185,479,176	\$ 1,466,044

See accompanying notes.

**LEON COUNTY DISTRICT SCHOOL BOARD
STATEMENT OF ACTIVITIES
FOR THE YEAR ENDED JUNE 30, 2021**

Functions/Programs	Expenses	Program Revenues			Net (Expense) Revenue and Changes in Net Position			Component Units
		Charges for Services	Operating Grants and Contributions	Capital Grants and Contributions	Primary Government			
					Governmental Activities	Business-Type Activities	Total	
Government Activities								
Instruction	\$ 204,364,031	\$ 5,038,732	\$ -	\$ -	\$ (199,325,299)	\$ -	\$ (199,325,299)	\$ -
Student Support Services	12,289,532	-	-	-	(12,289,532)	-	(12,289,532)	-
Instructional Media Services	4,053,290	-	-	-	(4,053,290)	-	(4,053,290)	-
Instruction and Curriculum Development Services	14,139,687	-	-	-	(14,139,687)	-	(14,139,687)	-
Instructional Staff Training Services	932,380	-	-	-	(932,380)	-	(932,380)	-
Instruction-Related Technology	13,955,792	-	-	-	(13,955,792)	-	(13,955,792)	-
Board	1,060,353	-	-	-	(1,060,353)	-	(1,060,353)	-
General Administration	3,232,255	-	-	-	(3,232,255)	-	(3,232,255)	-
School Administration	25,825,200	-	-	-	(25,825,200)	-	(25,825,200)	-
Facilities Acquisition and Construction	11,876,842	-	-	2,801,414	(9,075,428)	-	(9,075,428)	-
Fiscal Services	2,600,148	-	-	-	(2,600,148)	-	(2,600,148)	-
Food Services	12,796,679	260,497	9,442,472	-	(3,093,710)	-	(3,093,710)	-
Central Services	9,336,898	-	-	-	(9,336,898)	-	(9,336,898)	-
Student Transportation Services	12,889,057	-	-	-	(12,889,057)	-	(12,889,057)	-
Operation of Plant	22,367,675	-	-	-	(22,367,675)	-	(22,367,675)	-
Maintenance of Plant	10,394,100	-	-	-	(10,394,100)	-	(10,394,100)	-
Administrative Technology Services	5,231,927	-	-	-	(5,231,927)	-	(5,231,927)	-
Community Services	5,038,169	-	-	-	(5,038,169)	-	(5,038,169)	-
Unallocated Interest on Long-Term Debt	5,158,035	-	-	151,393	(5,006,642)	-	(5,006,642)	-
Unallocated Depreciation/Amortization Expense	20,634,907	-	-	-	(20,634,907)	-	(20,634,907)	-
Loss on Disposal of Capital Assets	909,458	-	-	-	(909,458)	-	(909,458)	-
Total Governmental Activities	399,086,415	5,299,229	9,442,472	2,952,807	(381,391,907)	-	(381,391,907)	-
Business-Type Activities								
District Permitting Office	6,342	8,069	-	-	-	1,727	1,727	-
Total Primary Government	399,092,757	5,307,298	9,442,472	2,952,807	(381,391,907)	1,727	(381,390,180)	-
Component Units								
Charter Schools/Education Foundation	\$ 22,350,318	\$ 265,069	\$ 3,709,272	\$ 976,674	\$ -	\$ -	\$ -	\$ (17,399,303)
General Revenues								
Taxes:								
Property Taxes, Levied for Operational Purposes					86,282,930	-	86,282,930	-
Property Taxes, Levied for Capital Projects					28,995,733	-	28,995,733	-
Local Sales Taxes					23,964,899	-	23,964,899	-
Grants and Contributions Not Restricted to Specific Programs					228,084,293	-	228,084,293	18,049,994
Unrestricted Investment Earnings					131,677	-	131,677	2,419
Miscellaneous					12,549,771	-	12,549,771	524,731
Total General Revenues					380,009,303	-	380,009,303	18,577,144
Change in Net Position					(1,382,604)	1,727	(1,380,877)	1,177,841
Net Position - Beginning					182,438,186	78	182,438,264	325,654
Adjustment to Beginning Net Position					4,421,789	-	4,421,789	(37,451)
Net Position - Beginning, as Restated					186,859,975	78	186,860,053	288,203
Net Position - Ending					\$ 185,477,371	\$ 1,805	\$ 185,479,176	\$ 1,466,044

See accompanying notes.

**LEON COUNTY DISTRICT SCHOOL BOARD
BALANCE SHEET
ALL GOVERNMENTAL FUNDS
JUNE 30, 2021**

	General Fund	Debt Service Other Debt Service	Special Revenue Federal Education Stabilization Fund	Non-Major Other Governmental Funds	Total Governmental Funds
Assets					
Cash and Cash Equivalents	\$ 69,030,640	\$ 112,697	\$ 11,744	\$ 30,656,763	\$ 99,811,844
Investments	161,368	-	-	259,593	420,961
Accounts Receivable	598,141	-	-	23,921	622,062
Due from Other Funds	2,823,694	-	-	-	2,823,694
Due from Other Agencies	1,084,982	-	1,396,092	9,308,001	11,789,075
Other Assets	2,085	-	-	-	2,085
Inventories	1,233,258	-	-	547,074	1,780,332
Restricted Assets:					
Cash Equivalent with Fiscal Agents	-	19,175,943	-	19,936,285	39,112,228
Investments with Fiscal Agents	-	-	-	14,385	14,385
Total Assets	74,934,168	19,288,640	1,407,836	60,746,022	156,376,666
Liabilities and Fund Balances					
Liabilities					
Accrued Salaries and Benefits	9,518,840	-	28,805	832,393	10,380,038
Payroll Deductions and Withholdings	1,471,230	-	5,333	139,961	1,616,524
Accounts Payable	1,054,166	-	539,814	3,018,310	4,612,290
Construction Contracts Payable	-	-	-	687,789	687,789
Due to Other Funds	-	-	833,884	1,989,810	2,823,694
Matured Interest Payable	-	-	-	3,000	3,000
Deposits Payable	-	-	-	333,110	333,110
Total Liabilities	12,044,236	-	1,407,836	7,004,373	20,456,445
Fund Balances					
Non-Spendable for Inventories	1,233,258	-	-	-	1,233,258
Restricted for:					
State Required Carryover Programs	9,855,456	-	-	-	9,855,456
Debt Service	-	19,288,640	-	20,156,050	39,444,690
Capital Projects	-	-	-	28,234,849	28,234,849
Food Service	-	-	-	978,923	978,923
Student Activities	-	-	-	4,308,059	4,308,059
Total Restricted Fund Balance	9,855,456	19,288,640	-	53,677,881	82,821,977
Assigned to:					
Purchases on Order	1,421,877	-	-	63,768	1,485,645
Specific Projects	11,520,360	-	-	-	11,520,360
Total Assigned Fund Balance	12,942,237	-	-	63,768	13,006,005
Unassigned Fund Balance	38,858,981	-	-	-	38,858,981
Total Fund Balances	62,889,932	19,288,640	-	53,741,649	135,920,221
Total Liabilities and Fund Balances	\$ 74,934,168	\$ 19,288,640	\$ 1,407,836	\$ 60,746,022	\$ 156,376,666

See accompanying notes.

**LEON COUNTY DISTRICT SCHOOL BOARD
RECONCILIATION OF THE GOVERNMENTAL FUNDS BALANCE SHEET
TO THE STATEMENT OF NET POSITION
JUNE 30, 2021**

Total Fund Balances - Governmental Funds \$ 135,920,221

Amounts reported for governmental activities in the statement of net position are different because:

Capital assets, net of accumulated depreciation, used in governmental activities are not financial resources and, therefore, are not reported as assets in the governmental funds.

431,246,736

Long-term liabilities are not due and payable in the fiscal year and, therefore, are not reported as liabilities in the governmental funds. Long-term liabilities are year-end consists of:

Estimated Insurance Claims Payable	\$	(5,129,883)	
Installed-Purchase Payable		(8,095,355)	
Bonds Payable		(49,126,306)	
Certificates of Participation Payable		(85,197,240)	
Compensated Absences Payable		(33,929,533)	
Net Pension Liability		(231,374,135)	
Other Postemployment Benefits Payable		(34,323,682)	(447,176,134)

The deferred outflows of resources and deferred inflows of resources related to pensions and other postemployment benefits (OPEB) are applicable to future periods and, therefore, are not reported in the governmental funds.

Deferred Outflows Related to Pensions		80,967,688	
Deferred Inflows Related to Pensions		(17,715,706)	
Deferred Outflows Related to OPEB		4,674,973	
Deferred Inflows Related to OPEB		(2,440,407)	65,486,548

Net Position - Governmental Activities \$ 185,477,371

See accompanying notes.

**LEON COUNTY DISTRICT SCHOOL BOARD
STATEMENT OF REVENUES, EXPENDITURES, AND CHANGES IN
FUND BALANCES - ALL GOVERNMENTAL FUNDS
FOR THE YEAR ENDED JUNE 30, 2021**

	<u>General Fund</u>	<u>Debt Service - Other Fund</u>	<u>Special Revenue Federal Education Stabilization Fund</u>	<u>Other Governmental Funds</u>	<u>Total Governmental Funds</u>
Revenues					
Intergovernmental:					
Federal Direct	\$ 257,490	\$ 1,778,761	\$ 1,252,994	\$ 2,942,175	\$ 6,231,420
Federal Through State and Local	43,460	-	16,544,674	35,177,877	51,766,011
State	179,140,482	-	-	3,328,552	182,469,034
Local:					
Property Taxes	86,282,930	-	-	28,995,733	115,278,663
Local Sales Taxes	-	-	-	23,964,899	23,964,899
Charges for Services - Food Services	-	-	-	260,497	260,497
Miscellaneous	8,990,602	3,944	-	8,738,741	17,733,287
Total Local Revenues	<u>95,273,532</u>	<u>3,944</u>	<u>-</u>	<u>61,959,870</u>	<u>157,237,346</u>
Total Revenues	<u>274,714,964</u>	<u>1,782,705</u>	<u>17,797,668</u>	<u>103,408,474</u>	<u>397,703,811</u>
Expenditures					
Current - Education:					
Instruction	161,657,877	-	5,952,635	22,451,290	190,061,802
Student Support Services	10,396,367	-	11,037	962,219	11,369,623
Instructional Media Services	3,723,783	-	-	-	3,723,783
Instruction and Curriculum Development Services	6,966,362	-	54,864	5,912,210	12,933,436
Instructional Staff Training Services	207,746	-	48,413	623,057	879,216
Instruction-Related Technology	2,296,511	10,476,234	892,725	91,500	13,756,970
Board	1,003,764	-	-	-	1,003,764
General Administration	1,067,059	-	354,846	1,702,196	3,124,101
School Administration	23,566,984	-	21,802	-	23,588,786
Facilities Acquisition and Construction	594,653	-	-	-	594,653
Fiscal Services	2,354,006	-	-	35,360	2,389,366
Food Services	-	-	2,678,659	9,483,968	12,162,627
Central Services	8,273,341	-	36,298	418,592	8,728,231
Student Transportation Services	11,102,752	-	-	878,168	11,980,920
Operation of Plant	20,831,386	-	847,804	542	21,679,732
Maintenance of Plant	9,557,482	-	105,386	3,236	9,666,104
Administrative Technology Services	4,871,062	-	255	-	4,871,317
Community Services	3,173,875	-	481,830	1,234,238	4,889,943

See accompanying notes.

**LEON COUNTY DISTRICT SCHOOL BOARD
STATEMENT OF REVENUES, EXPENDITURES, AND CHANGES IN
FUND BALANCES - ALL GOVERNMENTAL FUNDS
FOR THE YEAR ENDED JUNE 30, 2021**

	<u>General Fund</u>	<u>Debt Service - Other Fund</u>	<u>Special Revenue Federal Education Stabilization Fund</u>	<u>Other Governmental Funds</u>	<u>Total Governmental Funds</u>
Expenditures					
Fixed Capital Outlay:					
Facilities Acquisition and Construction	\$ 101,578	\$ -	\$ -	\$ 25,295,389	\$ 25,396,967
Other Capital Outlay	666,344	-	1,072,997	555,254	2,294,595
Debt Service:					
Principal	-	16,357,831	-	5,325,000	21,682,831
Interest and Fiscal Charges	-	2,706,119	-	3,164,309	5,870,428
Total Expenditures	<u>272,412,932</u>	<u>29,540,184</u>	<u>12,559,551</u>	<u>78,136,528</u>	<u>392,649,195</u>
Excess (Deficiency) of Revenues Over (Under) Expenditures	<u>2,302,032</u>	<u>(27,757,479)</u>	<u>5,238,117</u>	<u>25,271,946</u>	<u>5,054,616</u>
Other Financing Sources (Uses)					
Lease Obligation	-	10,476,234	-	-	10,476,234
Transfers in	9,477,118	15,797,493	-	10,647,025	35,921,636
Transfers (out)	-	-	(5,238,117)	(30,683,519)	(35,921,636)
Total Other Financing Sources	<u>9,477,118</u>	<u>26,273,727</u>	<u>(5,238,117)</u>	<u>(20,036,494)</u>	<u>10,476,234</u>
Net Change in Fund Balances	11,779,150	(1,483,752)	-	5,235,452	15,530,850
Fund Balances, Beginning, As Restated	<u>51,110,782</u>	<u>20,772,392</u>	<u>-</u>	<u>48,506,197</u>	<u>120,389,371</u>
Fund Balances, Ending	<u>\$ 62,889,932</u>	<u>\$ 19,288,640</u>	<u>\$ -</u>	<u>\$ 53,741,649</u>	<u>\$ 135,920,221</u>

See accompanying notes.

**LEON COUNTY DISTRICT SCHOOL BOARD
RECONCILIATION OF THE STATEMENT OF REVENUES, EXPENDITURES
AND CHANGES IN FUND BALANCES OF GOVERNMENTAL FUNDS
TO THE STATEMENT OF ACTIVITIES
FOR THE YEAR ENDED JUNE 30, 2021**

Net Change in Fund Balances - Governmental Funds	\$	15,530,850
 Amounts Reported for Governmental Activities in the Statement of Activities are Different Because:		
Capital outlays are reported in the governmental funds as expenditures. However, in the statement of activities, the cost of these assets is allocated over their estimated useful lives as depreciation expense. This is the amount of depreciation expenses exceeded capital outlays in the current fiscal year.		(4,178,619)
The loss on the disposal of capital assets during the current fiscal year is reported in the statement of activities. In the governmental funds, the cost of these assets was recognized as an expenditure in the fiscal year purchased. Thus, the change in net position differs from the change in fund balance by the underdepreciated cost of the disposed assets.		(909,458)
Repayment of long-term debt is an expenditure in the governmental funds, but the repayment reduces long-term liabilities in the statement of net position. This is the amount of repayments in the current fiscal year.		21,682,831
Issuance of long-term debt is reported as an other financing source in the governmental funds, but increases long-term liabilities in the statement of net position. This is the amount of new debt issued in the current fiscal year.		(10,476,234)
Amortized expenses for deferred charges and premiums on debt issues not reported in the governmental funds.		712,393
In the statement of activities, the cost of compensated absences is measured by the amounts earned during the year, while in the governmental funds, expenditures are recognized based on the amounts actually paid for compensated absences. This is the net amount of compensated absences earned in excess of the amount paid in the current fiscal year.		(4,042,230)
Other postemployment benefits costs are recorded in the statement of activities the full accrual basis of accounting, but are not recorded in the governmental funds until paid. This is the net increase in the other postemployment benefits liability for the current fiscal year.		(792,422)
The net increase in liability for estimated insurance claims is reported in the statement of activities, but not in the governmental funds statement.		(216,114)
Governmental funds report District pension contributions as expenditures. However, in the statement of activities, the cost of pension benefits earned net of employee contributions is reported as a pension expense.		(18,693,601)
Change in Net Position - Governmental Activities	\$	<u>(1,382,604)</u>

See accompanying notes.

**LEON COUNTY DISTRICT SCHOOL BOARD
STATEMENT OF NET POSITION
PROPRIETARY FUNDS
JUNE 30, 2021**

	Business-Type Activities Non-Major Enterprise Fund District Permitting Office <hr style="border: 1px solid black;"/>
Assets	
Current Assets:	
Cash and Cash Equivalents	\$ <u>1,805</u>
Net Position	
Unrestricted	\$ <u><u>1,805</u></u>

See accompanying notes.

**LEON COUNTY DISTRICT SCHOOL BOARD
STATEMENT OF REVENUES, EXPENSES, AND
CHANGES IN FUND NET POSITION - PROPRIETARY FUNDS
FOR THE YEAR ENDED JUNE 30, 2021**

	Business-Type Activities Non-Major Enterprise Fund District Permitting Office
Operating Revenue	
Permitting Fees	\$ <u>8,069</u>
Operating Expenses	
Purchased Services	1,872
Materials and Supplies	3,681
Other	<u>789</u>
Total Operating Expenses	<u>6,342</u>
Change in Net Position	1,727
Total Net Position - Beginning	<u>78</u>
Total Net Position - Ending	<u><u>\$ 1,805</u></u>

See accompanying notes.

**LEON COUNTY DISTRICT SCHOOL BOARD
STATEMENT OF CASH FLOWS
PROPRIETARY FUNDS
FOR THE YEAR ENDED JUNE 30, 2021**

	Business-Type Activities Non-Major Enterprise Fund District Permitting Office
Cash Flows from Operating Activities	
Cash Received for Permitting Fees	\$ 8,069
Cash Payments to Suppliers for Goods and Services	(6,503)
Net Cash Provided by Operating Activities	<u>1,566</u>
Net Increase in Cash Equivalents	<u>1,566</u>
Cash and Cash Equivalents, Beginning	<u>239</u>
Cash and Cash Equivalents, Ending	<u><u>1,805</u></u>
<u>Reconciliation of Operating Loss to Net Cash Provided by (Used in) Operating Activities</u>	
Operating Income	<u>1,727</u>
Adjustments to Reconcile Operating Loss to Net Cash Provided by (Used in) Operating Activities:	
Changes in Assets and Liabilities:	
Accounts Payable	<u>(161)</u>
Net Cash Provided by Operating Activities	<u><u>\$ 1,566</u></u>

See accompanying notes.

**LEON COUNTY DISTRICT SCHOOL BOARD
STATEMENT OF FIDUCIARY NET POSITION
FIDUCIARY FUNDS
JUNE 30, 2021**

	Other Employee Benefits Trust Fund	Private-Purpose Trust Fund
Assets		
Cash and Cash Equivalents	\$ 14,228,196	\$ 292
Investments	-	41,641
Accounts Receivable	-	-
Total Assets	14,228,196	41,933
Liabilities		
Payroll Deductions and Withholdings	6,836,466	-
Accounts Payable	9,376	-
Total Liabilities	6,845,842	-
Net Position		
Held in Trust for Employee Benefits and Other Purposes	\$ 7,382,354	\$ 41,933

See accompanying notes.

**LEON COUNTY DISTRICT SCHOOL BOARD
STATEMENT OF CHANGES IN FIDUCIARY NET POSITION
FIDUCIARY FUNDS
FOR THE YEAR ENDED JUNE 30, 2021**

	Other Employee Benefits Trust Fund	Private-purpose Trust Fund
Additions		
Contributions:		
Employer	\$ 11,796,747	\$ -
Plan Members	33,815,269	-
Total Contributions	<u>45,612,016</u>	<u>-</u>
Investment Income		
Interest, Dividends, and Other	24,052	143
Total Additions	<u>45,636,068</u>	<u>143</u>
Deductions		
Purchased Services	35,315	-
Payments to Providers	45,402,854	-
Total Deductions	<u>45,438,169</u>	<u>-</u>
Change in Net Position	<u>197,899</u>	<u>143</u>
Net Position, Beginning of Year	<u>7,184,455</u>	<u>41,790</u>
Net Position, End of Year	<u>\$ 7,382,354</u>	<u>\$ 41,933</u>

See accompanying notes.

**LEON COUNTY DISTRICT SCHOOL BOARD
NOTES TO FINANCIAL STATEMENTS
JUNE 30, 2021**

Note 1 - Summary of Significant Accounting Policies

A. Reporting Entity

The Leon County District School Board (Board) has direct responsibility for operation, control, and supervision of District schools and is considered a primary government for financial reporting. The Leon County School District (District) is considered part of the Florida system of public education, operates under the general direction of the Florida Department of Education, and is governed by State laws and State Board of Education (SBE) rules. The governing body of the District is the Board, which is composed of five elected members. The elected Superintendent of Schools is the executive officer of the Board. Geographic boundaries of the District correspond with those of Leon County.

Criteria for determining if other entities are potential component units that should be reported within the District's basic financial statements are identified and described in the Governmental Accounting Standards Board's (GASB) *Codification of Governmental Accounting and Financial Reporting Standards*, Sections 2100 and 2600. The application of these criteria provides for identification of any legally separate entities for which the Board is financially accountable and other organizations for which the nature and significance of their relationship with the Board are such that exclusion would cause the District's basic financial statements to be misleading.

Based on the application of these criteria, the following component units are included within the District's reporting entity:

Blended Component Unit

Blended component units are in substance, part of the primary District's operations, even though they are legally separate entities. Thus, blended component units are appropriately presented as funds of the District.

The District's employee group health, life, and dental insurance program, as well as its dependent care and medical expense reimbursement program, are administered through the Leon County District School Board Voluntary Employee benefits Trust (VEBT). Due to the substantive economic relationship between the district and the VEBT, the financial activities of the VEBT are reported in the accompanying basic financial statements.

The Leon County School Board Leasing Corporation (Leasing Corporation) was formed to facilitate financing for the acquisition of facilities and equipment as further discussed in Note 9. Due to the substantive economic relationship between the District and the Leasing Corporation, the financial activities of the Leasing Corporation are included in the accompanying basic financial statements. Separate financial statements for the Leasing Corporation are not published.

Discretely Presented Component Units

The component units columns in the government-wide financial statements include the financial data of the District's other component units, which include the following:

LEON COUNTY DISTRICT SCHOOL BOARD
NOTES TO FINANCIAL STATEMENTS
JUNE 30, 2021

The Foundation for Leon County Schools, Inc. (Foundation), is a separate not-for-profit corporation organized and operated as a direct-support organization under Section 1001.453, Florida Statutes, to provide charitable and educational aid to the Board, to promote education, and to encourage research, learning, and dissemination of information. The Foundation is considered a component unit of the District because of the nature and significance of its relationship with the District.

Charter Schools

- The School of Arts and Sciences Foundation, Inc., (d/b/a School of the Arts and Sciences and School of the Arts and Sciences Center)
- Tallahassee School of Math and Science
- Governor’s Charter Academy, a department of Renaissance Charter School, Inc.
- Tallahassee Classical School

The School of Arts and Sciences Foundation, Inc.; Tallahassee School of Math and Science; Governor’s Charter Academy; and Tallahassee Classical School are not-for-profit corporations organized pursuant to Chapter 617, Florida Statutes, the *Florida Not For Profit Corporation Act*, and Section 1002.33, Florida Statutes. Each charter school operates under a charter approved by its sponsor, the Board. A portion of these not-for-profit corporation’s funding comes from the District based on their weighted full-time equivalent student membership and the Legislature approved funding for the District. The charter schools are considered to be component units of the District because the District is financially accountable for the charter schools as the District established the charter schools by approval of the charters, which is tantamount to the initial appointment of the charter schools, and there is the potential for the charter schools to impose specific financial burdens on the District. In addition, pursuant to the Florida Constitution, the charter schools are public schools and the District is responsible for the operation, control, and supervision of public schools within the District. The financial data reported on the accompanying statements was derived from the Foundation’s and five charter schools’ audited financial statements for the fiscal year ended June 30, 2021. These audited reports are filed in the District’s administrative offices.

B. Description of Government-wide Financial Statements

The government-wide financial statements (i.e., the statement of net position and the statement of activities) report information on all non-fiduciary activities of the primary government and its component units. All fiduciary activities are reported only in the fund financial statements. Governmental activities are normally supported by taxes, intergovernmental revenues, and other non-exchange transactions. Likewise, the primary government is reported separately from certain legally separate component units for which the primary government is financially accountable.

The statement of activities presents a comparison between direct expenses and program revenues for each function or program of the District’s governmental activities. Direct expenses are those that are specifically associated with a service, program, or department and are thereby clearly identifiable to a particular function.

**LEON COUNTY DISTRICT SCHOOL BOARD
NOTES TO FINANCIAL STATEMENTS
JUNE 30, 2021**

C. Basis of Presentation: Government-wide Financial Statements

While separate government-wide and fund financial statements are presented, they are interrelated. The governmental activities column incorporates data from governmental funds while business-type activities incorporate data from the government's enterprise funds. Separate financial statements are provided for governmental funds, proprietary funds, and fiduciary funds, even though the latter are excluded from the government-wide financial statements.

The effects of interfund activity have been eliminated from the government-wide financial statements except for net residual amounts between governmental and business-type activities.

D. Basis of Presentation: Fund Financial Statements

The fund financial statements provide information about the District's funds, including the fiduciary funds and blended component units. Separate statements for each fund category – governmental, proprietary, and fiduciary – are presented. The emphasis of fund financial statements is on major governmental funds, each displayed in a separate column. All remaining governmental funds are aggregated and reported as non-major funds. Major individual governmental funds are reported as separate columns in the fund financial statements.

The District reports the following major governmental funds:

- **General Fund—to account for all financial resources not required to be accounted for in another fund, and for certain revenues from the State that are legally restricted to be expended for specific current operating purposes.**
- **Debt Service Fund, Other Debt Service—to account for all funds transferred in to pay principal and interest payments on the Bus Lease Purchase and Certificates of Participation.**
- **Special Revenue Fund, Federal Educational Stabilization Fund—to account for Federal grant program related to the Elementary and Secondary School Emergency Relief (ESSER), Other CARES Act Relief fund (including GEER), ESSER II, and Other Coronavirus Responses and Relief Supplemental Appropriations (CRRSA) Act Relief Fund (including GEER II).**

Additionally, the District reports the following proprietary and fiduciary fund types:

- **Enterprise Fund—to account for the activities of the District Permitting Office.**
- **Other Employee Benefits Trust Fund (VEBT)—to account for resources of the VEBT that administers the District's employee group health, life, and dental insurance programs, as well as the dependent care and medical expense reimbursement programs.**
- **Private Purpose Trust Fund—to account for resources of the Frank Stoutamire Scholarship Trust fund, the interest earnings of which are used for scholarships to students at Lively Technical Center.**

**LEON COUNTY DISTRICT SCHOOL BOARD
NOTES TO FINANCIAL STATEMENTS
JUNE 30, 2021**

During the course of operations the District has activity between funds for various purposes. Any residual balances outstanding at year-end are reported as due from/to other funds. While these balances are reported in fund financial statements, certain eliminations are made in the preparation of the government-wide financial statements. Balances between the funds included in governmental activities (i.e., the governmental and internal service funds) are eliminated. Further, certain activity occurs during the year involving transfers of resources between funds. In fund financial statements, these amounts are reported at gross amounts as transfers in and out. While reported in fund financial statements, certain eliminations are made in the preparation of the government-wide financial statements. Transfers between the funds included in governmental activities are eliminated so only the net amount is included as transfers in the governmental activities column. Similarly, balances between the funds included in business-type activities are eliminated so only the net amount is included as transfers in the business-type activities column.

E. Basis of Accounting

The accounting and financial reporting treatment is determined by the applicable measurement focus and basis of accounting. Measurement focus indicates the type of resources being measured such as current financial resources or economic resources. The basis of accounting indicates the timing of transactions or events for recognition in the financial statements.

The government-wide financial statements are reported using the economic resources measurement focus and the accrual basis of accounting. Revenues are recognized when earned and expenses are recognized when a liability is incurred, regardless of the timing of the related cash flows. Property taxes are recognized in the year for which they are levied. Revenues from grants, entitlements, and donations are recognized in the fiscal year in which all eligibility requirements imposed by the provider have been satisfied.

The governmental fund financial statements are reported using the current financial resources measurement focus and the modified accrual basis of accounting. Revenues, except for certain grant revenues, are recognized when they become measurable and available. Revenues are considered to be available when they are collectible within the current period or soon enough thereafter to pay liabilities of the current period. The District considers revenues to be available if they are collected within 60 days of the end of the current fiscal year. When grant terms provide that the expenditure of resources is the prime factor for determining eligibility for Federal, State, and other grant resources, revenue is recognized at the time the expenditure is made. Entitlements are recorded as revenues when all eligibility requirements are met, including any time requirements, and the amount is received during the period or within the availability period for this revenue source (within 60 days of year-end). Expenditures are generally recognized when the related fund liability is incurred, as under accrual accounting. However, debt service expenditures, claims and judgments, other post-employment benefits, and compensated absences, are only recorded when payment is due. General capital asset acquisitions are reported as expenditures in governmental funds. Issuance of long-term debt is reported as other financing sources. Allocations of cost, such as depreciation, are not recognized in governmental funds.

The proprietary fund is reported using the economic resources measurement focus and the accrual basis of accounting. The fiduciary funds have no measurement focus but utilize the accrual basis of accounting for reporting assets and liabilities.

**LEON COUNTY DISTRICT SCHOOL BOARD
NOTES TO FINANCIAL STATEMENTS
JUNE 30, 2021**

The Foundation is accounted for under the not-for-profit basis of accounting and uses the accrual basis of accounting whereby revenues are recognized when earned and expenses are recognized when incurred.

The charter schools are accounted for as governmental organizations and follow the same accounting model as the District's governmental activities.

F. Use of Estimates

The preparation of financial statements in conformity with accounting principles generally accepted in the United States of America requires management to make estimates and assumptions that affect the reported amounts of assets and liabilities and disclosure of contingent assets and liabilities at the date of the financial statements, and the reported amounts of revenues and expenditures/expenses during the reporting period. Actual results could differ from those estimates. The most significant estimates used are those used in the actuarial assumptions for the Other Post-employment Benefits Liability, Net Pension Liability and the Incurred But Not Reported Liability along with depreciable useful lives of capital assets.

G. Assets, Liabilities, Deferred Outflows and Inflows of Resources, and Net Position/Fund Balance

Cash and Cash Equivalents

The District's cash and cash equivalents are considered to be cash on hand, demand deposits, and short-term, highly liquid investments with original maturities of three months or less.

Cash deposits are held by banks qualified as public depositories under Florida law. All deposits except for cash with fiscal agents, are insured by Federal depository insurance, up to specified limits, or collateralized with securities held in Florida's multiple financial institution collateral pool as required by Chapter 280, Florida Statutes. Cash equivalents and investments with fiscal agents are uncollateralized, but held in a trust capacity both under a paying agent agreement for payment of maturing bond principal and interest and under a trust agreement.

Investments

Investments consist of amounts placed in the State Board of Administration (SBA) debt service accounts for investment of debt service moneys, amounts placed with the SBA for participation in the Florida PRIME investment pool created by Sections 218.405 and 218.417, Florida Statutes, and those made locally. The investment pool operates under investment guidelines established by Section 215.47, Florida Statutes.

The District's investments in Florida PRIME meet all of the necessary criteria to elect to measure all of the investments in Florida PRIME at amortized cost. Like money market funds, a participant's account balance is a share of the investment pool, not the underlying securities. This investment is reported at amortized cost which is considered the fair value of the participant's investment.

Investments made locally consist of United States Treasury Securities, obligations of United States government agencies and instrumentalities, corporate and municipal bonds, which are reported at fair value; and money market funds and certificates of deposit, which are reported at amortized cost. Types and amounts of investments held at fiscal year-end are described in a subsequent note.

LEON COUNTY DISTRICT SCHOOL BOARD
NOTES TO FINANCIAL STATEMENTS
JUNE 30, 2021

Accounts Receivable

Accounts receivable are reported at estimated net realizable value, net of allowance for uncollectible accounts. The allowance for uncollectible accounts as of June 30, 2021 was \$995,709. Outstanding student balances applicable to Lively Technical College carry an allowance of 100% due to a historical collection rate of approximately 1% and the majority of the balances being over 90 days delinquent. Due to the nature of these student balances, which are only applied against former students who withdrew after receiving financial aid but prior to completion of their programs, they are generally not considered to be collectible unless the student attempts to re-enroll. Full payment is required on these balances prior to the student being allowed to re-enroll. All other receivables of the District are considered to be 100% collectible.

Inventories and Prepaid Items

Inventories consist of expendable supplies held for consumption in the course of District operations. Warehouse, Maintenance, and Transportation inventories are stated on a weighted, moving-average basis. Food service inventories are stated at the last invoice price, which approximates the first-in, first-out basis, except that the United States Department of Agriculture donated foods are stated at fair value as determined at the time of donation to the District's food service program by the Florida Department of Agriculture and Consumer Services, Bureau of food Distribution. The costs of inventories are recorded as expenditures when used rather than when purchased.

Capital Assets

Expenditures for capital assets acquired or constructed for general District purposes are reported in the governmental fund that financed the acquisition or construction. The capital assets so acquired are reported at cost in the government-wide statement of net position but are not reported in the governmental fund financial statements. Capital assets are defined by the District as those costing \$1,000 or more. Such assets are recorded at historical cost or estimated historical cost if purchased or constructed. Donated assets are recorded at fair value at the date of donation.

Interest costs incurred during construction of capital assets are not considered material and are not capitalized as part of the cost of construction.

Capital assets are depreciated using the straight-line method over the following estimated useful lives:

Improvements Other than Buildings	8-35 Years
Buildings and Fixed Equipment	40 Years
Furniture, Fixtures, and Equipment	3-15 Years
Motor Vehicles	5-10 Years
Audio Visual Materials and Computer Software	3-5 Years

Current year information relative to changes in capital assets is described in Note 3.

Deferred Outflows and Inflows of Resources

In addition to assets, the statement of net position reports a separate section for deferred outflows of resources. This separate financial statement element, *deferred outflows of resources*, represents a consumption of net position that applies to future periods and so will not be recognized as an outflow of resources expense until then. The District has three (3) items that qualify for reporting in this category. The deferred outflows of resources related to the Florida Retirement System (FRS) Pension Plan, the Retiree Health Insurance Subsidy (HIS) Pension Plan, and the Other Post-employment Benefit (OPEB) Obligation are discussed in subsequent notes.

LEON COUNTY DISTRICT SCHOOL BOARD
NOTES TO FINANCIAL STATEMENTS
JUNE 30, 2021

In addition to liabilities, the statement of financial position reports a separate section for deferred inflows of resources. This separate financial statement element, *deferred inflows of resources*, represents an acquisition of net position that applies to future periods and so will *not* be recognized as an inflow of resources (revenue) until that time. The government has only one type of item, which arises from the FRS and HIS pensions, that qualifies for reporting in this category. These amounts are deferred and recognized as an inflow of resources in the period that the amounts become available.

Deferred Outflow of resources is consumption of net assets by the government that is applicable to a future reporting period, so will not be recognized as an outflow of resources (expenditures) until that time.

Long-Term Liabilities

Long-term obligations that will be financed from resources to be received in the future by governmental funds are reported as liabilities in the government-wide statement of net position. Bonds payable and certificates of participation payable are reported net of the applicable premiums. Bonds and certificates of participation are amortized over the life of the debt.

In the governmental fund financial statements, bonds and other long-term obligations are not recognized as liabilities until due. Governmental fund types recognize debt premiums during the current period. The face amount of debt issued and premiums are reported as other financing sources. Issuance costs, whether or not withheld from the actual debt proceeds received, are reported as debt service expenditures.

Changes in long-term liabilities for the current year are reported in Note 9.

Compensated Absences

In the government-wide financial statements, compensated absences (i.e., paid absences for employee vacation leave and sick leave) are accrued as liabilities to the extent that it is probable that the benefits will result in termination payments. A liability for these amounts is reported in the governmental fund financial statements only if it has matured, such as for occurrences of employee resignations and retirements. The liability for compensated absences includes salary-related benefits, where applicable.

Pensions

For purposes of measuring the net pension liability, deferred outflows of resources and deferred inflows of resources related to pensions, and pension expense, information about the fiduciary net position of the Florida Retirement System (FRS) and the health Insurance Subsidy (HIS) and additions to/deductions from the FRS's and the HIS's fiduciary net position have been determined on the same basis as they are reported by the FRS and the HIS plans. For this purpose, benefit payments (including refunds of employee contributions) are recognized when due and payable in accordance with benefit terms. Investments are reported at fair value. In the government-wide financial statement of net position, liabilities are recognized for the District's proportionate share of each pension plan's net pension liability.

The District's retirement plans and related amounts are described in Note 4.

**LEON COUNTY DISTRICT SCHOOL BOARD
NOTES TO FINANCIAL STATEMENTS
JUNE 30, 2021**

Net Position Flow Assumption

The District occasionally funds outlays for a particular purpose from both restricted (e.g., restricted bond or grant proceeds) and unrestricted resources. To calculate the amounts to report as restricted – net position and unrestricted – net position in the government-wide and proprietary fund financial statements, a flow assumption must be made about the order in which the resources are considered to be applied. Consequently, it is the District’s policy to consider restricted - net position to have been depleted before unrestricted – net position is applied.

Fund Balance Flow Assumptions

The District may fund outlays for a particular purpose from both restricted and unrestricted resources (the total of committed, assigned, and unassigned fund balance). To calculate the amounts to report as restricted, committed, assigned, and unassigned fund balance in the governmental fund financial statements, a flow assumption must be made about the order in which the resources are considered to be applied. It is the District’s policy to consider restricted fund balance to have been depleted before using any of the components of unrestricted fund balance. Further, when components of unrestricted fund balance can be used for the same purpose, committed fund balance is depleted first, followed by assigned fund balance. Unassigned fund balance is applied last.

Fund Balance Policies

Fund balance of governmental funds is reported in various categories based on the nature of any limitations requiring the use of resources for specific purposes. The District itself can establish limitations on the use of resources through either a commitment (committed fund balance) or an assignment (assigned fund balance).

Non-Spendable—fund balance is the net current financial resources that cannot be spent because they are either not in spendable form or are legally or contractually required to be maintained intact. Generally, not in spendable form means that an item is not expected to be converted to cash.

Restricted—fund balance is the portion of fund balance on which constraints have been placed by creditors, grantors, contributors, laws or regulations of other governments, constitutional provisions, or enabling legislation. Restricted fund balance places the most binding level of constraint on the use of fund balance.

Committed—fund balance classification may include amounts that can be used only for the specific purposes determined by a formal action of the District’s highest level of decision-making authority. The Board is the highest level of decision-making authority for the District that can, by adoption of a resolution prior to the end of the fiscal year, commit fund balance. Once adopted, the limitation imposed by the resolution remains in place until a similar action is taken (the adoption of another resolution) to remove or revise the limitation.

Assigned—fund balance is the portion of fund balance intended to be used by the District for specific purposes but do not meet the criteria to be classified as committed. The District classifies amounts as assigned that are constrained to be used for specified purposes based on the actions of the Superintendent and Chief financial Officer and are not included in other categories. The Board may assign fund balance as it does when appropriating fund balance to cover a gap between estimated revenue and

**LEON COUNTY DISTRICT SCHOOL BOARD
NOTES TO FINANCIAL STATEMENTS
JUNE 30, 2021**

appropriations in the subsequent fiscal year's appropriated budget. Unlike commitments, assignments generally only exist temporarily. In other words, an additional action does not normally have to be taken for the removal of an assignment. Conversely, as discussed above, an additional action is essential to either remove or revise a commitment.

Unassigned—fund balance is the portion of fund balance that is the residual classification for the General Fund. This balance represents amounts that have not been assigned to other funds and that have not been restricted, committed, or assigned for specific purposes.

H. Revenues and Expenditures/Expenses

Program Revenues

Amounts reported as program revenues include charges paid by the recipient of the goods or services offered by the program, and grants and contributions that are restricted to meeting the operational or capital requirements of a particular program. All taxes, including those dedicated for specific purposes, and other internally dedicated resources are reported as general revenues rather than program revenues. Revenues that are not classified as program revenues are presented as general revenues. The comparison of direct expenses with program revenues identifies the extent to which each governmental function or business segment is self-financing or draws from the general revenues of the District.

State Revenue Sources

Significant revenues from State sources for current operations include the Florida Education Finance Program administered by the Florida Department of Education (Department) under the provisions of Section 1011.62, Florida Statutes. In accordance with this law, the District determines and reports the number of full-time equivalent (FTE) students and related data to the Department. The Department performs certain edit checks on the reported number of FTE and related data, and calculates the allocation of funds to the District. The District is permitted to amend its original reporting for a period of 30 days following the date of the original reporting. Such amendments may impact funding allocations for subsequent years. The Department may also adjust subsequent fiscal period allocations based upon an audit of the District's compliance in determining and reporting FTE and related data. Normally, such adjustments are treated as reductions or additions of revenue in the year when the adjustments are made.

The State provides financial assistance to administer certain educational programs. SBE rules require that revenue earmarked for certain programs be expended only for the program for which the money is provided, and require that the money not expended as of the close of the fiscal year be carried forward into the following year to be expended for the same educational programs. The Department generally requires that these educational program revenues be accounted for in the General Fund. A portion of the fund balance of the General Fund is restricted in the governmental fund financial statements for the balance of categorical and earmarked educational program resources.

A schedule of revenue from State sources for the current year is presented in Note 10.

District Property Taxes

The Board is authorized by State law to levy property taxes for district school operations, capital improvements, and debt service.

LEON COUNTY DISTRICT SCHOOL BOARD
NOTES TO FINANCIAL STATEMENTS
JUNE 30, 2021

Property taxes consist of ad valorem taxes on real and personal property within the District. Property values are determined by the Leon County Property Appraiser, and property taxes are collected by the Leon County Tax Collector.

The Board adopted the 2020 tax levy on September 8, 2020. Tax bills are mailed in October and taxes are payable between November 1 of the year assessed and March 31 of the following year at discounts of up to 4 percent for early payment.

Taxes become a lien on the property on January 1, and are delinquent on April 1, of the year following the year of assessment. State law provides for enforcement of collection of personal property taxes by seizure of the property to satisfy unpaid taxes, and for enforcement of collection of real property taxes by the sale of interest-bearing tax certificates to satisfy unpaid taxes. The procedures result in the collection of essentially all taxes prior to June 30 of the year following the year of assessment.

Property tax revenues are recognized in the government-wide financial statements when the Board adopts the tax levy. Property tax revenues are recognized in the governmental fund financial statements when taxes are received by the District, except that revenue is accrued for taxes collected by the Leon County Tax Collector at fiscal year-end but not yet remitted to the District.

Millages and taxes budgeted for the current year are presented in Note 10.

Capital Outlay Surtax

The voters of Leon County (County) approved on November 6, 2012, a one-half cent school capital outlay surtax on sales in the County for 15 years, effective January 1, 2014, to pay construction costs of certain school facilities and related costs in accordance with Section 212.055(6), Florida Statutes.

Federal Revenue Sources

The District receives Federal awards for the enhancement of various educational programs. Federal awards are generally received based on applications submitted to, and approved by, various granting agencies. For Federal awards in which a claim to these grant proceeds is based on incurring eligible expenditures, revenue is recognized to the extent that eligible expenditures have been incurred. The FDOE may require adjustments to subsequent fiscal period expenditures and related revenues based upon an audit of the District's compliance with applicable Federal award requirements. Normally, such adjustments are treated as reductions of expenditures and related revenues in the fiscal year when the adjustments are made.

Proprietary Fund Operating and Non-Operating Revenues and Expenses

Proprietary funds distinguish operating revenues and expenses from non-operating items. Operating revenues and expenses generally result from providing services and producing and delivering goods in connection with the proprietary fund's principal ongoing operations. The principal operating revenues and expenses of the District's proprietary fund relate to services provided by the District Permitting Office. All revenues and expenses not meeting this definition are reported as non-operating revenues and expenses.

**LEON COUNTY DISTRICT SCHOOL BOARD
NOTES TO FINANCIAL STATEMENTS
JUNE 30, 2021**

I. New Accounting Pronouncement

Governmental Accounting Standards Board Statement No. 84

During the year ended June 30, 2021, the District adopted GASB Statement No. 84, *Fiduciary Activities*, which establishes criteria for identifying and reporting fiduciary activities. Due to the level of administrative involvement and control over the District’s internal accounts, the implementation of this statement required the District to change the way it accounts for the internal accounts, which were previously accounted for in an Agency Fund. The internal accounts are now accounted for in a Special Revenue fund. Beginning net position/fund balance has been restated as a result of the implementation of this standard as noted below:

<u>Description</u>	<u>Amount</u>
Other Governmental Funds – Miscellaneous Special Revenue Fund:	
Beginning of Year Fund Balance, As Originally Reported	\$ 44,084,408
GASB 84 Implementation	<u>4,421,789</u>
Beginning of Year, Fund Balance, As Restated	\$ 48,506,197
Governmental Activities, Beginning of Year Net Position,	
As Originally Reported	\$ 182,438,186
GASB 84 Implementation	<u>4,421,789</u>
Beginning of Year, Net Position, As Restated	\$ 186,859,975

Note 2 - Cash Deposits with Financial Institutions and Investments

Custodial Credit Risk-Deposits. In the case of deposits, this is the risk that in the event of a bank failure, the District’s deposits may not be returned to the District. All bank balances of the District are fully insured or collateralized as required by Chapter 280, Florida Statutes.

Cash balances from all funds are combined and invested to the extent available. Earnings are allocated monthly to each fund based on ending balances.

A. Investments

As of June 30, 2021, the District had the following investments and maturities:

<u>Investments</u>	<u>Maturities</u>	<u>Fair Value</u>
State Board of Administration (SBA):		
Florida PRIME (1)	50 Day Average	\$ 43,177,272
Debt Service Accounts	6 Months	<u>14,385</u>
Total Florida Prime		43,191,657
First American U.S. Treasury Money Market fund Class A (1)	40 Day Average	9,734
First American Government Obligations Fund Class Z (1)	40 Day Average	8,571,664
Fidelity Investments Money Market Government Portfolio Class I (1)	27 Day Average	30,544,961
First American Government Obligations Fund Class V (1)	40 Day Average	616,346
Obligations of United States Government		
Agencies and Instrumentalities	Over 10 Years	161,368
Certificates of Deposit	Less than 1 Year	<u>259,593</u>
Total investments, Governmental Activities		<u>83,355,323</u>
Fiduciary Funds:		
Florida Prime (1)	30 Day Average	45,233
Total investments, Primary Government		<u>\$ 83,400,556</u>

Note (1): These investments are reported as cash equivalents for financial reporting purposes.

**LEON COUNTY DISTRICT SCHOOL BOARD
NOTES TO FINANCIAL STATEMENTS
JUNE 30, 2021**

Fair Value Measurement

The District categorizes its fair value measurements within the fair value hierarchy established by generally accepted accounting principles. The hierarchy is based on the valuation inputs used to measure the fair value of the asset.

	Amount	Quoted Prices in Active Markets for Identical Assets (Level 1)	Significant Other Observable Inputs (Level 2)	Significant Unobservable Inputs (Level 3)
Investments by Fair Value Level				
SBA Debt Service	\$ 14,385	\$ 14,385	\$ -	\$ -
Obligations of United States Government Agencies and Instrumentalities	161,368	-	161,368	-
Certificates of Deposit	259,593	-	259,593	-
Total Investments by Fair Value Level	435,346	14,385	420,961	-
Investments Measured at Amortized Cost				
SBA Florida PRIME	43,222,505			
Money Market Funds	39,742,705			
Total Investments Measured at Amortized Cost	82,965,210			
Total Investments, Primary Government	\$ 83,400,556			

Interest Rate Risk

Interest rate risk is the risk that changes in interest rates will adversely affect the fair value of an investment. Section 218.415(17), Florida Statutes, limits investment maturities to provide sufficient liquidity to pay obligations as they come due. The District’s investment policy limits investment maturities to a maximum of 5 years, unless specifically matched with cash flow needs as a means of managing its exposure to fair value losses arising from increasing interest rates.

Florida PRIME uses a weighted average days to maturity (WAM). A portfolio’s WAM reflects the average maturity in days based on final maturity or reset date, in the case of floating rate instruments. WAM measures the sensitivity of the portfolio to interest rate changes.

For Florida PRIME, with regard to redemption gates, Section 218.409(8)(a), Florida Statutes, states, “The principal, and any part thereof, of each account constituting the trust fund is subject to payment at any time from the moneys in the trust fund. However, the executive director may, in good faith, on the occurrence of an event that has a material impact on liquidity or operations of the trust fund, for 48 hours limit contributions to or withdrawals from the trust fund to ensure that the Board [State Board of Administration] can invest moneys entrusted to it in exercising its fiduciary responsibility. Such action must be immediately disclosed to all participants, the trustees, the Joint Legislative Auditing Committee, the Investment Advisory Council, and the Participant Local Government Advisory Council. The trustees shall convene an emergency meeting as soon as practicable from the time the executive director has instituted such measures and review the necessity of those measures. If the trustees are unable to convene an emergency meeting before the expiration of the 48-hour moratorium on contributions and withdrawals, the moratorium may be extended by the executive director until the trustees are able to

LEON COUNTY DISTRICT SCHOOL BOARD
NOTES TO FINANCIAL STATEMENTS
JUNE 30, 2021

meet to review the necessity for the moratorium. If the trustees agree with such measures, the trustees shall vote to continue the measures for up to an additional 15 days. The trustees must convene and vote to continue any such measures before the expiration of the time limit set, but in no case may the time limit set by the trustees exceed 15 days.” As of June 30, 2021, there were no redemption fees, maximum transaction amounts, or any other requirements that serve to limit a participant’s daily access to 100 percent of their account value.

Credit Risk

Credit risk is the risk an issuer or other counterparty to an investment will not fulfill its obligations. Section 218.415(17), Florida Statutes, limits investments to the SBA’s Florida PRIME, or any other intergovernmental investment pool authorized pursuant to the Florida Interlocal Cooperation Act as provided in Section 163.01, Florida Statutes; Securities and Exchange Commission (SEC) registered money market funds with the highest credit quality rating from a nationally recognized rating agency; interest-bearing time deposits or savings accounts in qualified public depositories, as defined in Section 280.02, Florida Statutes; and direct obligations of the United States Treasury. The District’s investment policy limits investments to United States Treasury securities, obligations of United States Government Agencies and Instrumentalities, residential and commercial mortgage-backed securities with the highest rating from at least one of the six nationally recognized statistical rating organizations, corporate securities with the second highest rating from at least two of the six nationally recognized statistical rating organizations, State and/or Local Government Taxable and/or Tax-Exempt Debt with the second highest rating from at least two of the six nationally recognized statistical rating organizations, and certificates of deposit in State qualified public depositories, as well as the Local Government Surplus Funds Trust Fund. Disclosures for the Debt Service Accounts are included in the notes to financial statements of the State’s Comprehensive Annual Financial Report.

The District’s investments in the SBA debt service accounts are to provide for debt service payments on bond debt issued by the SBE for the benefit of the District. The District relies on policies developed by the SBA for managing interest rate risk and credit risk for this account.

The following describes investments held by the District at year-end:

- Florida PRIME, rated AAAM by Standard & Poor’s.
- First American Institutional U.S. Treasury Money Market Fund Class A, First American Government Obligations Fund Class Z, and Fidelity Investments Money Market Government Portfolio Class I, First American Government Obligations Fund Class V, rated AAAM by Standard & Poor’s.
- United States Treasury Securities and Obligations of the United States Government Agencies and Instrumentalities are backed by the full faith and credit of the United States Government.

**LEON COUNTY DISTRICT SCHOOL BOARD
NOTES TO FINANCIAL STATEMENTS
JUNE 30, 2021**

Custodial Credit Risk

Custodial credit risk for investments is the risk that, in the event of the failure of the counterparty to a transaction, the District will not be able to recover the value of the investment or collateral securities that are in the possession of an outside party. Section 218.415(18), Florida Statutes, requires the District to earmark all investments and 1) if registered with the issuer or its agents, the investment must be immediately placed for safekeeping in a location that protects the governing body's interest in the security; 2) if in book-entry form, the investment must be held for the credit of the governing body by a depository chartered by the Federal government, the State, or any other state or territory of the United States which has a branch or principal place of business in this State, or by a national association organized and existing under the business in this State, and must be kept by the depository in an account separate and apart from the assets of the financial institution; or 3) if physically issued to the holder but not registered with the issuer or its agents, must be immediately placed for safekeeping in a secured vault. The District's investment policy addresses custodial credit risk in that all securities, with the exception of certificates of deposit, are held with a third-party custodian; and all securities purchased by, and all collateral obtained by the District, should be properly designated as an asset of the District. The securities must be held in an account separate and apart from the assets of the financial institution.

Concentration of Credit Risk

Concentration of credit risk is the risk of loss attributed to the magnitude of the District's investment in a single issuer. The District's investment policy requires the concentration limits not to exceed 15 percent for certain portfolios. No single issuer exceeded 5 percent of the District's total investments.

Note 3 - Capital Assets

Changes in Capital Assets

Changes in capital assets are presented in the table below:

	Beginning Balance	Reclassification - Adjustments	Additions	Deletions	Ending Balance
Capital Assets Not Being Depreciated					
Land	\$ 17,543,679	\$ -	\$ 55,000	\$ 64,120	\$ 17,534,559
Construction in Progress	51,226,100	-	11,405,444	31,381,038	31,250,506
Total Capital Assets Not Being Depreciated	68,769,779	-	11,460,444	31,445,158	48,785,065
Capital Assets Being Depreciated					
Improvements Other Than Buildings	50,034,351	38,346	135,937	-	50,208,634
Buildings and Fixed Equipment	583,995,853	-	31,542,503	8,446	615,529,910
Furniture, Fixtures, and Equipment	36,578,923	137,181	3,840,984	2,821,864	37,735,224
Motor Vehicles	30,206,202	97,534	484,216	493,364	30,294,588
Audio Visual Materials and Computer Software	8,041,273	1,221,720	437,362	1,437,466	8,262,889
Total Capital Assets Being Depreciated	708,856,602	1,494,781	36,441,002	4,761,140	742,031,245
Less Accumulated Depreciation for					
Improvements Other Than Buildings	30,092,022	30,915	1,510,293	-	31,633,230
Buildings and Fixed Equipment	254,450,899	(83,762)	14,602,014	7,709	268,961,442
Furniture, Fixtures, and Equipment	27,319,840	776,038	2,286,968	2,536,531	27,846,315
Motor Vehicles	23,285,473	97,564	1,668,731	470,542	24,581,226
Audio Visual Materials and Computer Software	6,143,334	674,026	566,901	836,900	6,547,361
Total Accumulated Depreciation	341,291,568	1,494,781	20,634,907	3,851,682	359,569,574
Total capital Assets Being Depreciated, Net	367,565,034	-	15,806,095	909,458	382,461,671
Governmental Activities Capital Assets, Net	\$ 436,334,813	\$ -	\$ 27,266,539	\$ 32,354,616	\$ 431,246,736

**LEON COUNTY DISTRICT SCHOOL BOARD
NOTES TO FINANCIAL STATEMENTS
JUNE 30, 2021**

The District's capital assets serve multiple functions, therefore, depreciation expense was not allocated to the various expense functions on the statement of activities, but is shown as unallocated depreciation expense.

Note 4 - Retirement Plans – Defined Benefit Pension

General Information about the Florida Retirement System (FRS)

The District follows GASB Statement No. 68, *Accounting and Financial Reporting for Pensions*, for reporting the employers' proportionate share of the net pension liabilities for the FRS and HIS defined benefit pension plans.

The Florida Retirement System (FRS) was created in Chapter 121, Florida Statutes. The FRS was created to provide a defined benefit pension plan for participating public employees. The FRS was amended in 1998 to add the Deferred Retirement Option Program under the defined benefit plan and amended in 2000 to provide a defined contribution plan alternative to the defined benefit plan for FRS members effective July 1, 2002. This integrated defined contribution pension plan is the FRS Investment Plan. Chapter 112, Florida Statutes, established the Retiree Health Insurance Subsidy (HIS) Program, a cost-sharing multiple-employer defined benefit pension plan to assist retired members of any state-administered retirement system in paying the costs of health insurance.

Essentially all regular employees of the District are eligible to enroll as members of the State-administered Florida Retirement System (FRS). Provisions relating to the FRS are established by Chapters 121 and 122, Florida Statutes; Chapter 112, Part IV, Florida Statutes; Chapter 238, Florida Statutes; and Florida Retirement System Rules, Chapter 60S, Florida Administrative Code; wherein eligibility, contributions, and benefits are defined and described in detail. Such provisions may be amended at any time by further action from the Florida Legislature. The FRS is a single retirement system administered by the Florida Department of Management Services, Division of Retirement, and consists of two cost-sharing multiple-employer defined benefit plans and other non-integrated programs. A comprehensive annual financial report of the FRS, which includes its financial statements, required supplementary information, actuarial report, and other relevant information, is available from the Florida Department of Management Services, Division of Retirement (www.dms.myflorida.com). The FRS Investment Plan is administered by the Florida State Board Administration (SBA) and is reported in an SBA annual financial statement and in the State of Florida Annual Comprehensive Financial Report.

Florida Retirement System (FRS) Defined Benefit Pension Plan

Plan Description. The FRS Pension Plan (Plan) is a defined benefit pension plan, with a Deferred Retirement Option Program (DROP) for eligible employees. The general classes of membership are as follows:

- *Regular Class*—Members of the FRS who do not qualify for membership in the other classes.
- *Senior Management Service Class (SMSC)*—Members in senior management level positions.
- *Special Risk Class*—members who are employed as law enforcement officers and meet the criteria to qualify for this class.

**LEON COUNTY DISTRICT SCHOOL BOARD
NOTES TO FINANCIAL STATEMENTS
JUNE 30, 2021**

Employees enrolled in the Plan prior to July 1, 2011, vest at six years of creditable service and employees enrolled in the Plan on or after July 1, 2011, vest at eight years of creditable service. All vested members, enrolled prior to July 1, 2011, are eligible for normal retirement benefits at age 62 or at any age after 30 years of service. All members enrolled in the Plan on or after July 1, 2011, once vested, are eligible for normal retirement benefits at age 65 or any time after 33 years of creditable service. Members of both Plans may include up to 4 years of credit for military service toward creditable service. The Plan also includes an early retirement provision; however, there is a benefit reduction for each year a member retires before his or her normal retirement date. The FRS Plan provides retirement, disability, death benefits, and annual cost-of-living adjustments to eligible participants.

DROP, subject to provisions of Section 121.091, Florida Statutes, permits employees eligible for normal retirement under the Plan to defer receipt of monthly benefit payments while continuing employment with an FRS employer. An employee may participate in DROP for a period not to exceed 60 months after electing to participate. During the period of DROP participation, deferred monthly benefits are held in the FRS Trust Fund and accrue interest. The net pension liability does not include amounts for DROP participants, as these members are considered retired and are not accruing additional pension benefits.

Benefits Provided. Benefits under the FRS Pension Plan are computed on the basis of age/and or years of service, average final compensation, and service credit. Credit for each year of service is expressed as a percentage of the average final compensation. For members initially enrolled before July 1, 2011, the average final compensation is the average of the 5 highest fiscal years' earnings; for members initially enrolled on or after July 1, 2011, the average final compensation is the average of the 8 highest fiscal years' earnings. The total percentage value of the benefit received is determined by calculating the total value of all service, which is based on retirement plan and/or the class to which the member belonged when the service credit was earned. Members are eligible for in-line-of duty or regular disability and survivors' benefits.

The following chart demonstrates the percentage value for each year of service credit earned:

Class, Initial Enrollment, and Retirement Age/Years of Service	Percent Value
Regular Class members initially enrolled before July 1, 2011	
Retirement up to age 62 or up to 30 years of service	1.60
Retirement at age 63 or with 31 years of service	1.63
Retirement at age 64 or with 32 years of service	1.65
Retirement at age 65 or with 33 or more years of service	1.68
Regular Class members initially enrolled on or after July 1, 2011	
Retirement up to age 62 or up to 30 years of service	1.60
Retirement at age 63 or with 31 years of service	1.63
Retirement at age 64 or with 32 years of service	1.65
Retirement at age 65 or with 33 or more years of service	1.68
Special Risk Regular	
Service from December 1, 1970 through September 30, 1974	2.00
Service on or after October 1, 1975	3.00
Senior Management Service Class	2.00
Elected Officers' Class	3.00

**LEON COUNTY DISTRICT SCHOOL BOARD
NOTES TO FINANCIAL STATEMENTS
JUNE 30, 2021**

As provided in Section 121.101, Florida Statutes, if the member is initially enrolled in the FRS before July 1, 2011, and all service credit was accrued before July 1, 2011, the annual cost-of-living adjustment is 3 percent per year. If the member is initially enrolled before July 1, 2011 and has service on or after July 1, 2011, there is an individually calculated cost-of-living adjustment. The annual cost-of-living adjustment is a proportion of 3 percent determined by dividing the sum of the pre-July 2011 service credit by the total service credit at retirement multiplied by 3 percent. Plan members initially enrolled on or after July 1, 2011, will not have a cost-of-living adjustment after retirement.

Prior to July 1, 2011, the FRS was non-contributory for employees. Beginning July 1, 2011, employees who are not participating in DROP are required to contribute 3 percent of their salary to the FRS. The District is required to contribute an actuarially determined rate based on employee salary.

Contributions. The State of Florida establishes contribution rates for participating employers and employees. Contribution rates during the 2020-21 fiscal year were as follows:

<u>Class</u>	<u>Percent of Gross Salary</u>	
	<u>Employee</u>	<u>Employer (A)</u>
Florida Retirement System, Regular	3.00	10.00
Florida Retirement System, Elected County Officers	3.00	49.18
Florida Retirement System, Special Risk	3.00	24.45
Deferred Retirement Option Program – Applicable to Members from All of the Above Classes	0.00	16.98
Florida Retirement System, Reemployed Retiree	(B)	(B)

Notes:

- (A) Employer rates include 1.66% for the post-employment health insurance subsidy. Also, employer rates, other than for DROP participants, include 0.06% for administrative costs of the Investment Plan.
- (B) Contribution rates are dependent upon the retirement class in which reemployed.

The District’s contributions to the defined benefit pension plan totaled \$15,266,463 for the fiscal year ended June 30, 2021, excluding HIS plan contributions.

Pension Liabilities, Pension Expense, and Deferred Outflows of Resources and Deferred Inflows of Resources Related to Pensions. At June 30, 2021, the District reported a liability of \$165,181,709 for its proportionate share of the net pension liability. The net pension liability was measured as of June 30, 2020, and the total pension liability used to calculate the net pension liability was determined by an actuarial valuation as of July 1, 2020. The District’s proportionate share of the net pension liability was based on projection of the District’s long-term share of contributions to the pension plan relative to the projected contributions of all participating members, actuarially determined. At June 30, 2020, the District’s proportionate share was 0.381116964 percent, which was a decrease of 0.028629211 percentage points from its proportionate share measured as of June 30, 2019 (0.409746175 percent).

For the year ended June 30, 2021, the District recognized pension expense of \$32,387,385. At June 30, 2021, the District reported deferred outflows of resources and deferred inflows of resources related to pensions from the following sources:

**LEON COUNTY DISTRICT SCHOOL BOARD
NOTES TO FINANCIAL STATEMENTS
JUNE 30, 2021**

<u>Description</u>	<u>Deferred Outflows of Resources</u>	<u>Deferred Inflows of Resources</u>
Differences Between Expected and Actual Experience	\$ 6,321,840	\$ -
Changes of Assumptions	29,903,145	-
Net Difference Between Projected and Actual Earnings on FRS Pension Plan Investments	9,835,078	-
Changes in Proportion and Differences Between District FRS Contributions and Proportionate Share of Contributions	3,297,237	8,722,668
District FRS Contributions Subsequent to the Measurement Date	<u>15,266,463</u>	<u>-</u>
Total	<u>\$ 64,623,763</u>	<u>\$ 8,722,668</u>

The deferred outflows of resources related to pensions totaling \$15,266,463 resulting from District contributions subsequent to the measurement date, will be recognized as a reduction of the net pension liability in the year ended June 30, 2022. Other amounts reported as deferred outflows of resources and deferred inflows of resources related to pensions will be recognized in pension expense as follows:

<u>Fiscal Year Ending June 30,</u>	<u>Amount</u>
2022	\$ 7,441,095
2023	13,550,616
2024	11,822,000
2025	6,925,805
2026	895,116
Thereafter	-
Total	<u>\$ 40,634,632</u>

Actuarial Assumptions. The total pension liability in the July 1, 2020, actuarial valuation was determined using the following actuarial assumptions, applied to all periods included in the measurement:

Valuation Date	July 1, 2020
Measurement Date	June 30, 2020
Asset Valuation Method	Fair Market Value
Discount Rate (Municipal Bond Rate)	6.80 percent
Inflation	2.40 percent
Salary Increases	3.25 percent, average, including inflation
Investment Rate of Return	6.80 percent, net of pension plan investment expense, including inflation

Mortality rates were based on the PUB-2010 base table which varies by member category and sex, projected generationally with Scale MP-2018 details in valuation report.

The actuarial assumptions used in the July 1, 2020, valuation were based on the results of an actuarial experience study for the period July 1, 2013, through June 30, 2018.

**LEON COUNTY DISTRICT SCHOOL BOARD
NOTES TO FINANCIAL STATEMENTS
JUNE 30, 2021**

The long-term expected rate of return assumptions on pension plan investments are not based on historical returns, but instead are based on a forward-looking capital market economic model. The allocation policy's description of each asset class was used to map the target allocation to the asset classes shown below. Each asset class assumption is based on a consistent set of underlying assumptions and includes an adjustment for the inflation assumption. The target allocation and best estimates of arithmetic rates of return for each major asset class are summarized in the following table:

Asset Class	Target Allocation (1)	Annual Arithmetic Return	Compound Annual (Geometric) Return	Standard Deviation
Cash	1.00%	2.20%	2.20%	1.20%
Fixed Income	19.00%	3.00%	2.90%	3.50%
Global Equity	54.20%	8.00%	6.70%	17.10%
Real Estate (Property)	10.30%	6.40%	5.80%	11.70%
Private Equity	11.10%	10.80%	8.10%	25.70%
Strategic Investments	4.40%	5.50%	5.30%	6.90%
Total	100.00%			
Assumed inflation - Mean			2.40%	1.70%

Note: (1) As outlined in the Plan's Investment Policy

Discount Rate. The discount rate used to measure the total pension liability was 6.80 percent. The pension plan's fiduciary net position was projected to be available to make all projected future benefit payments of current active and inactive employees. Therefore, the discount rate for calculating the net pension liability is equal to the long-term expected rate of return. The discount rate used in the 2020 valuation was updated from 6.9 percent to 6.8 percent.

Sensitivity of the District's Proportionate Share of the Net Position Liability to Changes in the Discount Rate. The following presents the District's proportionate share of the net pension liability calculated using the discount rate of 6.80 percent, as well as what the District's proportionate share of the net pension liability would be if it were calculated using a discount rate that is 1-percentage-point lower (5.80 percent) or 1-percentage-point higher (7.80 percent) than the current rate:

	1% Decrease 5.80%	Current Discount Rate 6.80%	1% Increase 7.80%
District's Proportionate Share of the Net Pension Liability	\$ <u>263,767,429</u>	\$ <u>165,181,709</u>	\$ <u>82,842,486</u>

Pension Plan Fiduciary Net Position. Detailed information about pension plan's fiduciary net position is available in the separately issued FRS Comprehensive Annual Financial Report.

**LEON COUNTY DISTRICT SCHOOL BOARD
NOTES TO FINANCIAL STATEMENTS
JUNE 30, 2021**

Health Insurance Subsidy (HIS) Defined Benefit Pension Plan

Plan Description. The HIS Pension Plan (HIS Plan) is a cost-sharing multiple-employer defined benefit pension plan established under Section 112.363, Florida Statutes, and may be amended by the Florida Legislature at any time. It is a monthly subsidy payment to assist retirees of State-administered retirement systems in paying health insurance costs and is administered by the Florida Department of Management Services, division of Retirement. Persons are eligible for health insurance subsidy payments who are retired under a state-administered retirement system, or a beneficiary who is a spouse or financial dependent entitled to receive benefits under a state-administered retirement system except those individuals who are pension recipients under Section 121.40, 237.08(18)(a) and 250.22, Florida Statutes, or recipients of health insurance coverage under Section 110.1232, Florida Statutes or any other special pension or relief act are not eligible for such pension payments. A person is deemed retired from a state-administered retirement system when he or she terminates employment with all employers participating in the Florida Retirement System and:

- For a member of the FRS investment plan, the participant meets the age or service requirements to qualify for normal retirement per Section 121.021(29), Florida Statutes and meets the definition of retiree in Section 121.4501(2), Florida Statutes.
- For a member of the FRS defined benefit pension plan, or any employee who maintains creditable service under the pension plan and the investment plan, the member begins drawing retirement benefits from the pension plan.

Any person retiring on or after July 1, 2001, as a member of the Florida Retirement System, including a member of the investment plan, must satisfy the vesting requirements for his or her membership class under the pension plan as administered under Chapter 121, Florida Statutes. Any person retiring due to disability must qualify for a regular or in-line-of-duty disability benefit per provisions under Chapter 112, Florida Statutes. Additionally, participants in the Senior Management Service Optional Annuity Program and the State District System Optional Retirement Program are not eligible to receive benefits from the HIS plan.

Benefits Provided. For the fiscal year ended June 30, 2021, eligible retirees and beneficiaries received a monthly HIS payment equal to the number of years of creditable service completed at the time of retirement multiplied by \$5. The payments are at least \$30 but not more than \$150 per month, pursuant to Section 112.363, Florida Statutes. To be eligible to receive a HIS benefit, a retiree under a state-administered retirement system must provide proof of health insurance coverage, which can include Medicare.

Contributions. The HIS Program is funded by required contributions from FRS participating employers as set by the Legislature. Employer contributions are a percentage of gross compensation for all active FRS members. For the fiscal year ended June 30, 2021, the contribution rate was 1.66 percent of payroll pursuant to Section 112.363, Florida Statutes. The state contributed 100 percent of its statutorily required contributions for the current and preceding three years. HIS contributions are deposited in a separate trust fund from which HIS payments are authorized. HIS benefits are not guaranteed and are subject to annual legislative appropriation. In the event the legislative appropriation or available funds fail to provide full subsidy benefits to all participants, benefits may be reduced or canceled.

**LEON COUNTY DISTRICT SCHOOL BOARD
NOTES TO FINANCIAL STATEMENTS
JUNE 30, 2021**

The District's contributions to the HIS defined-benefit pension plan totaled \$3,087,519 for the fiscal year ended June 30, 2021.

Pension Liabilities, Pension Expense, and Deferred Outflows of Resources and Deferred Inflows of Resources Related to Pensions. At June 30, 2021, the District reported a net pension liability of \$66,192,426 for its proportionate share of the net pension liability. The net pension liability was measured as of June 30, 2020, and the total pension liability used to calculate the net pension liability was determined by an actuarial valuation as of July 1, 2020. The District's proportionate share of the net pension liability was based on projection of the District's long-term share of contributions to the pension plan relative to the projected contributions of all participating members, actuarially determined. At June 30, 2020, the District's proportionate share was 0.542123741 percent, which was a decrease of .037846539 percentage points (1.66 percent) from its proportionate share measured as of June 30, 2019 (0.579970280 percent).

For the year ended June 30, 2021, the District recognized pension expense of \$4,664,052. At June 30, 2021, the District reported deferred outflows of resources and deferred inflows of resources related to pensions from the following sources:

<u>Description</u>	<u>Deferred Outflows of Resources</u>	<u>Deferred Inflows of Resources</u>
Differences Between Expected and Actual Experience	\$ 2,707,671	\$ 51,063
Changes of Assumptions	7,117,571	3,848,831
Net Difference Between Projected and Actual Earnings on HIS Pension Plan Investments	52,849	-
Changes in Proportion and Differences Between District HIS Contributions and Proportionate Share of Contributions	3,378,315	5,093,144
District Contributions Subsequent to the Measurement Date	3,087,519	-
Total	<u>\$ 16,343,925</u>	<u>\$ 8,993,038</u>

The deferred outflows of resources totaling \$3,087,519 was related to pensions resulting from District contributions subsequent to the measurement date and will be recognized as a reduction of the net pension liability in the year ended June 30, 2022. Other amounts reported as deferred outflows of resources and deferred inflows of resources related to pensions will be recognized in pension expense as follows:

<u>Fiscal Year Ending June 30,</u>	<u>Amount</u>
2022	\$ 1,138,271
2023	789,887
2024	247,365
2025	678,979
2026	1,045,674
Thereafter	363,192
Total	<u>\$ 4,263,368</u>

**LEON COUNTY DISTRICT SCHOOL BOARD
NOTES TO FINANCIAL STATEMENTS
JUNE 30, 2021**

Actuarial Assumptions. The actuarial assumptions that determined the total pension liability as of June 30, 2020, were based on certain results of an actuarial experience study of the FRS for the period July 1, 2008 through June 30, 2013. The total pension liability in the July 1, 2017, actuarial valuation was determined using the following actuarial assumptions, applied to all periods included in the measurement:

Inflation	2.40 percent
Salary Increases	3.25 percent, average, including inflation
Discount Rate	2.21 percent

Mortality rates were based on the Generational PUB-2010 with Projection Scale MP-2018.

Discount Rate. The discount rate used to measure the total pension liability was 2.21 percent. In general, the discount rate for calculating the total pension liability is equal to the single rate equivalent to discounting at the long-term expected rate of return for benefit payments prior to the projected depletion date. Because the HIS benefit is essentially funded on a pay-as-you-go basis, the depletion date is considered to be immediate, and the single equivalent discount rate is equal to the municipal bond rate selected by the HIS Plan sponsor. The Bond Buyer General Obligation 20-Bond Municipal Bond Index was adopted as the applicable municipal bond index. The discount rate was changed from 3.50 percent to 2.21 percent.

Sensitivity of the District's Proportionate Share of the Net Pension Liability to Changes in the Discount Rate. The following presents the District's proportionate share of the net pension liability calculated using the discount rate of 2.21 percent, as well as what the District's proportionate share of the net pension liability would be if it were calculated using a discount rate that is 1-percentage-point lower (1.21 percent) or 1-percentage-point higher (3.21 percent) than the current rate:

	<u>1% Decrease</u> <u>1.21%</u>	<u>Current</u> <u>Discount Rate</u> <u>2.21%</u>	<u>1% Increase</u> <u>3.21%</u>
District's Proportionate Share of the Net Pension Liability	\$ 76,515,490	\$ 66,192,426	\$ 57,743,028

Pension Plan Fiduciary Net Position. Detailed information about pension plan's fiduciary net position is available in the separately issued FRS Annual Comprehensive Financial Report.

FRS – Defined Contribution Pension Plan

The District contributes to the FRS Investment Plan (Investment Plan), a defined contribution pension plan, for its eligible employees electing to participate in the Investment Plan. The Investment Plan is administered by the SBA and is reported in the SBA's annual financial statements and in the State of Florida Comprehensive Annual Financial Report. Service retirement benefits are based upon the value of the member's account upon retirement.

**LEON COUNTY DISTRICT SCHOOL BOARD
NOTES TO FINANCIAL STATEMENTS
JUNE 30, 2021**

As provided in Section 121.4501, Florida Statutes, eligible FRS members may elect to participate in the Investment Plan in lieu of the FRS defined-benefit plan. District employees participating in DROP are not eligible to participate in the Investment Plan. Employer and employee contributions, including amounts contributed to individual member’s accounts, are defined by law, but the ultimate benefit depends in part on the performance of investment funds. Service retirement benefits are based upon the value of the members account upon retirement. Benefit terms, including contribution requirements, for the Investment Plan are established and may be amended by the Florida Legislature. The Investment Plan is funded with the same employer and employee contribution rates that are based on salary and membership class (Regular Class, Elected County Officers, etc.), as the FRS defined benefit plan. Contributions are directed to individual member accounts, and the individual members allocate contributions and account balances among various approved investment choices. Costs of administering the plan, including the FRS Financial Guidance Program, are funded through an employer contribution of 0.04 percent of payroll and by forfeited benefits of plan members. Allocations to the investment member’s accounts during the 2020-21 fiscal year were as follows:

<u>Class</u>	<u>Percent of Gross Salary</u>	
	<u>Employee</u>	<u>Employer</u>
Florida Retirement System, Regular	3.00	3.30
Florida Retirement System, Elected County Officers	3.00	8.34
Florida Retirement System, Special Risk	3.00	11.00

For all membership classes, employees are immediately vested in their own contributions and are vested after one year of service for employer contributions and investment earnings. If an accumulated benefit obligation for service credit originally earned under the FRS Pension Plan is transferred to the Investment Plan, the member must have the years of service required for FRS Pension Plan vesting (including the service credit represented by the transferred funds) to be vested for these funds and the earnings on the funds. Non-vested employer contributions are placed in a suspense account for up to five years. If the employee returns to FRS-covered employment within the five year period, the employee will regain control over their account. If the employee does not return within the five year period, the employee will forfeit the accumulated account balance. Costs of administering the Investment Plan, including the FRS Financial Guidance Program, are funded through an employer contribution of 0.06 percent of payroll and by forfeited benefits of Investment Plan members. For the fiscal year ended June 30, 2021, the information for the amount of forfeitures was unavailable from the SBA; however, management believes that these amounts, if any, would be immaterial to the District.

After termination and applying to receive benefits, the member may rollover vested funds to another qualified plan, structure a periodic payment under the Investment Plan, receive a lump-sum distribution, leave the funds invested for future distribution, or any combination of these options. Disability coverage is provided; the member may either transfer the account balance to the FRS Pension Plan when approved for disability retirement to receive guaranteed lifetime monthly benefits under the FRS Pension Plan, or remain in the Investment Plan and rely upon that account balance for retirement income.

The District’s Investment Plan pension expense totaled \$3,471,872 for the fiscal year ended June 30, 2021.

**LEON COUNTY DISTRICT SCHOOL BOARD
NOTES TO FINANCIAL STATEMENTS
JUNE 30, 2021**

Note 5 - Other Postemployment Benefit Plan – OPEB Plan

The District follows GASB Statement No. 75, *Accounting and Financial Reporting for Postemployment Benefits Other Than Pensions*, for reporting the employers' OPEB Plan liability.

Plan Description. The Other Postemployment Benefits Plan (OPEB Plan) is a single-employer defined benefit plan administered by the District. Pursuant to the provisions of Section 112.0801, Florida Statutes, employees who retire from the District are eligible to participate in the District's health and hospitalization plan for medical, prescription drug, dental, and vision coverage. The District subsidizes the premium rates paid by retirees by allowing them to participate in the OPEB Plan at reduced or blended group (implicitly subsidized) premium rates for both active and retired employees. These rates provide an implicit subsidy for retirees because, on an actuarial basis, their current and future claims are expected to result in higher costs to the OPEB Plan on average than those of active employees. The District does not offer any explicit subsidies for retiree coverage. Retirees are assumed to enroll in the Federal Medicare program for their primary coverage as soon as they are eligible. The OPEB Plan does not issue a stand-alone report and is not included in the report of a public employee retirement system or other entity. No assets are accumulated in a trust that meets all of the criteria in GASB Statement No. 75, paragraph 4.

Summary of Membership Information. The following table provides a summary of the number of participants in the plan as of the measurement date:

Retirees and Beneficiaries	1,073
Inactive, Non-Retired Members	-
Active Members	<u>3,031</u>
Total Plan Members	<u><u>4,104</u></u>

Changes in the Total OPEB Plan Liability. The following table shows the change in the District's OPEB Plan liability:

Description	Amount
Service Cost	\$ 1,316,699
Interest on Total OPEB Plan Liability	985,729
Changes of Assumptions	2,482,319
Benefit Payments	<u>(1,274,583)</u>
Net Change in Total OPEB Plan Liability	3,510,164
Net OPEB Plan Liability, Beginning of Year	<u>30,813,518</u>
Net OPEB Plan Liability, End of Year	<u><u>\$ 34,323,682</u></u>

Funded Status and Funding Progress. As of June 30, 2020, the most recent measurement date, the total OPEB Plan liability was \$34,323,682, and assets held in trust were \$0, resulting in a funded ratio of 0 percent. The covered payroll (annual payroll of active participating employees) was \$187,171,513, and the ratio of the total OPEB Plan liability to the covered payroll was 18.34 percent.

The OPEB Plan contribution requirements of the District and OPEB Plan members are established and may be amended through recommendations of the Insurance Committee and action from the Board. The District has not advance-funded or established a funding methodology for the annual OPEB expense or the net OPEB Plan liability, and the OPEB Plan is financed on a pay-as-you-go basis.

LEON COUNTY DISTRICT SCHOOL BOARD
NOTES TO FINANCIAL STATEMENTS
JUNE 30, 2021

Actuarial Valuation Date. For employee and retiree population purposes, June 30, 2019, was the actuarial valuation date.

Actuarial Valuation Methods and Assumptions. Actuarial valuations of an ongoing OPEB Plan involve estimates of the value of reported amounts and assumptions about the probability of occurrence of events far into the future. Examples include assumptions about future employment and termination, mortality, and healthcare cost trends. Amounts determined regarding the funded status of the OPEB Plan are subject to continual revision as actual results are compared with past expectations and new estimates are made about the future.

The Individual Entry Age Normal Cost Method with an increasing normal cost pattern consistent with the salary increase assumptions used in the July 1, 2020, actuarial valuation of the Florida Retirement (FRS) was used in the OPEB Plan liability calculation.

Demographic assumptions employed in the actuarial valuation were the same as those employed in the July 1, 2020, actuarial valuation of the FRS Benefit Pension Plan. These demographic assumptions were developed by FRS from an Actuarial Experience Study, and therefore are appropriate for use in the OPEB Plan Actuarial Valuation. These include assumed rates of future termination, mortality, disability, and retirement. In addition, salary increase assumptions (for development of the pattern of the normal cost increases) were the same as those used in the July 1, 2020, actuarial valuation of the FRS Defined Benefit Pension Plan. Assumptions used in valuation of benefits for participants of the FRS Investment plan are the same as for similarly situated participants of the FRS Defined Benefit Pension Plan.

Mortality tables used in the July 1, 2020, actuarial valuation of the Florida Retirement System were used. They are based on the results of a statewide experience study covering the period 2013 through 2018.

The total OPEB Plan liability actuarial valuation was determined using the following actuarial assumptions, applied to all periods included in the measurement:

Inflation	2.25 percent
Salary Increases	3.40 percent to 7.8 percent, including inflation as used in the July 1, 2020, actuarial valuation of the Florida Retirement System

Healthcare cost trend rates were based on the Getzen Model, with trend starting at 7.00%, followed by 6.25% for 2020 and gradually decreasing to an ultimate trend rate of 3.99% in 2040.

Aging factor expenses were based on the 2013 SOA Study "Health Care Costs – From Birth to Death". Administrative expenses are included in the per capita health costs.

Discount Rate. There are no invested plan assets held in trust to finance the OPEB Plan liability. The discount rate used equals the tax-exempt municipal bond rate based on an index of 20-year general obligation bonds with an average AA rating as of the measurement date. For the purpose of the OPEB Plan valuation, the municipal bond rate was 2.45% (based on the daily rate closest to but not later than the measurement date of the "Fidelity General Obligation AA Index"). The discount rate was 3.13% as of the beginning of the measurement period.

**LEON COUNTY DISTRICT SCHOOL BOARD
NOTES TO FINANCIAL STATEMENTS
JUNE 30, 2021**

The changes of assumptions or other inputs include the following:

- A change in the discount rate from 3.13% as of the beginning of the measurement period to 2.45% as of June 30, 2020.
- Change in the rates of salary increases to be based on the revised inflation and individual member pay increases adopted by the 2020 FRS Actuarial Assumptions Conference and used in the July 1, 2020 FRS Actuarial Valuation.
- Removal of a load modeling the excise (“Cadillac”) tax on healthcare plans to reflect the December 2019 repeal of law.

The District’s annual OPEB expense totaled \$2,274,978 for the fiscal year ended June 30, 2021. At June 30, 2021, the District reported deferred outflows and inflows of resources related to the OPEB Plan liability from the following sources:

<u>Description</u>	<u>Deferred Outflows of Resources</u>	<u>Deferred Inflows of Resources</u>
Difference between Expected and Actual Experience	\$ 989,011	\$ -
Changes of Assumptions	2,203,407	2,440,407
District Contributions Subsequent to the Measurement Date	1,482,555	-
Total	<u>\$ 4,674,973</u>	<u>\$ 2,440,407</u>

Other amounts reported as deferred inflows of resources related to pensions will be recognized in pension expense as follows:

	<u>Amount</u>
2022	\$ (27,450)
2023	(27,450)
2024	(27,450)
2025	(27,450)
2026	81,398
Thereafter	780,413
Total	<u>\$ 752,011</u>

Sensitivity of the District’s Total OPEB Plan Liability to Changes in the Discount Rate. The following presents the District’s OPEB Plan liability calculated using the discount rate of 2.45 percent, as well as what the OPEB Plan liability would be if it were calculated using a discount rate that is 1-percentage-point lower (1.45 percent) or 1-percentage-point higher (3.45 percent) than the current rate:

	<u>1% Decrease 1.45%</u>	<u>Current Discount Rate 2.45%</u>	<u>1% Increase 3.45%</u>
OPEB Plan Liability	<u>\$ 39,876,881</u>	<u>\$ 34,323,682</u>	<u>\$ 30,572,745</u>

**LEON COUNTY DISTRICT SCHOOL BOARD
NOTES TO FINANCIAL STATEMENTS
JUNE 30, 2021**

Sensitivity of the District's Total OPEB Plan Liability to the Healthcare Cost Trend Rate Assumption. Regarding the sensitivity of the total OPEB liability, calculated using the assumed trend rates as well as what the OPEB Plan's total liability would be if it were calculated using a trend rate that is one percent lower or one percent higher:

	<u>1% Decrease</u>	<u>Current Healthcare Cost Trend Rate Assumption</u>	<u>1% Increase</u>
OPEB Plan Liability	\$ 31,959,771	\$ 34,323,682	\$ 38,232,674

Note 6 - Encumbrances

Appropriations in governmental funds are encumbered upon issuance of purchase orders for goods and services. Even though appropriations lapse at the end of the fiscal year, unfilled purchase orders of the current year are carried forward and the next year's appropriations are likewise encumbered.

The following is a schedule of encumbrances at June 30, 2021:

<u>Major Funds</u>				
	<u>General</u>	<u>Special Revenue Other</u>	<u>Non-Major Governmental Funds</u>	<u>Total Governmental Funds</u>
	\$ 1,421,799	\$ 1,421,103	\$ 12,452,168	\$ 15,295,070

Note 7 - Construction Commitments

<u>Projects</u>	<u>Description</u>	<u>Contract Amount</u>	<u>Completed June 30, 2021</u>	<u>Balance Committed</u>
Conley	Exterior Plaster Replacement	\$ 1,376,287	\$ 730,066	\$ 646,221
Fairview	Phases 5B and C Renovation and Remodeling	10,718,401	4,696,358	6,022,043
Rickards	Phases 5 and 6 Remodeling, Renovation and Site Improvement	6,611,188	3,814,844	2,796,344
Total		<u>\$ 18,705,876</u>	<u>\$ 9,241,268</u>	<u>\$ 9,464,608</u>

Note 8 - Risk Management Programs

The District is exposed to various risks of loss related to torts; theft of, damage to, and destruction of assets; errors and omissions; injuries to employees; and natural disasters. Workers' compensation, automobile liability, general liability, property damage, and boiler and machinery coverage are being provided on a self-insured basis up to specified limits. The District has entered into agreements with various insurance companies to provide specific excess coverage of claim amounts above the stated amount on an individual claim basis, and aggregate excess coverage when total claims minus specific excess coverage exceeds the loss fund established annually by the District. The District has contracted with an insurance administrator to administer these self-insurance programs, including the processing, investigating, and payment of claims. Settled claims resulting from the risks described above have not exceeded commercial insurance coverage in any of the past three fiscal years.

**LEON COUNTY DISTRICT SCHOOL BOARD
NOTES TO FINANCIAL STATEMENTS
JUNE 30, 2021**

A liability in the amount of \$5,129,883 was actuarially determined to cover estimated incurred, but not reported, insurance claims payable at June 30, 2021.

The following schedule represents the changes in claims liability for the past two fiscal years for the District's self-insurance program:

	Fiscal Year Liability	Claims and Changes in Estimates	Payments	Fiscal Year-End
2019-20	\$ 4,854,033	\$ 744,849	\$ (685,113)	\$ 4,913,769
2020-21	4,913,769	1,015,540	(799,426)	5,129,883

Health and hospitalization coverage are being provided through purchased commercial insurance with minimum deductibles for each line of coverage.

Settled claims resulting from these risks have not exceeded commercial coverage in any of the past three fiscal years.

Note 9 - Long-Term Liabilities

Lease Purchase Agreement – Direct Placement

Description – Lease Purchase Agreement: School Buses

Amount Outstanding - \$2,857,238

Interest Rate – 2.033%

Final Maturity – October 1, 2023

The District entered into a financing arrangement on December 18, 2014, which was characterized as a lease purchase agreement, whereby the District secured financing to purchase 45 compressed natural gas school buses.

Amounts payable for the planned extended repayment of the lease purchase agreement is as follows:

Year Ending June 30,	Total	Principal	Interest
2022	\$ 991,398	\$ 933,310	\$ 58,088
2023	991,397	952,284	39,113
2024	991,398	971,644	19,754
Total Minimum Lease Payments	\$ 2,974,193	\$ 2,857,238	\$ 116,955

Lease Purchase Agreement – Direct Placement

Description – Lease Purchase Agreement: Chromebooks

Amount Outstanding - \$5,238,117

Interest Rate – 0.0%

Final Maturity – July 10, 2023

**LEON COUNTY DISTRICT SCHOOL BOARD
NOTES TO FINANCIAL STATEMENTS
JUNE 30, 2021**

The District entered into a financing arrangement on July 10, 2020, which was characterized as a lease purchase agreement, whereby the District secured financing to purchase 32,500 Chromebooks, device support, and 900 secure charging cabinet carts.

Amounts payable for the planned extended repayment of the lease purchase agreement is as follows, but subsequent to year-end, the District has made both of these payments as of July 10, 2021 and owe nothing further on the agreement:

<u>Year Ending June 30,</u>	<u>Total</u>	<u>Principal</u>	<u>Interest</u>
2022	\$ 2,619,059	\$ 2,619,059	\$ -
2023	2,619,059	2,619,059	-
Total Minimum Lease Payments	<u>\$ 5,238,117</u>	<u>\$ 5,238,117</u>	<u>\$ -</u>

Certificates of Participation – Direct Placement

Certificates of participation at June 30, 2021, are as follows:

<u>Series</u>	<u>Amount Outstanding</u>	<u>Interest Rates (Percent)</u>	<u>Lease Term Maturity</u>	<u>Original Amount</u>
Series 2016A Refunding	\$ 29,455,000	1.818	2027	\$ 58,410,000
QZAB 2008A	936,000	0.19	2025	5,000,000
QZAB 2008B	3,000,000	1.7	2024	15,000,000
QZAB 2010	33,209,140	5.68	2029	33,209,140
QSCB 2010	<u>18,597,100</u>	4.84	2028	<u>18,597,100</u>
Total Certificates of Participation	<u>\$ 85,197,240</u>			<u>\$ 130,216,240</u>

The District entered into financing arrangement on October 1, 1997, characterized as lease-purchase agreements, with the Leon County School Board Leasing Corporation (Leasing Corporation), whereby the District secured the financing of Lawton Chiles High School for a total amount of \$34,970,000. The financing was accomplished through the issuance of Certificates of Participation (COPs), Series 1997, to be repaid from the proceeds of rents paid by the District. The financing was accomplished through the issuance, by the Leasing Corporation to third-party investors, of certificates of participation.

The Leasing Corporation issued COPS, Series 2005, Refunding, on March 9, 2005, to advance refund a portion of the COPs, Series 1997.

The master financing arrangement was amended on June 15, 2006, to issue COPs, series 2006, in the amount of \$61,795,000. The COPs were issued to secure financing of various educational facilities throughout the District.

The master financing arrangement was amended on March 6, 2008, to issue COPs, Series 2008A QZABs, in the amount of \$5,000,000. The QZABs were issued to secure financing of improvements to be made at three District schools.

LEON COUNTY DISTRICT SCHOOL BOARD
NOTES TO FINANCIAL STATEMENTS
JUNE 30, 2021

The master financing arrangement was amended on September 24, 2010, to issue COPs, Series 2010 Qualified School Construction Bonds (QSCBs), in the amount of \$18,597,000. The QSCBs were issued to secure financing of improvements to be made at four district schools. Principal payments are made into a sinking fund for the debt to be paid in full at the end of its term in 2027.

The master financing arrangement was amended on December 28, 2010, to issue COPs, Series 2010 QZABs, in the amount of \$33,209,140. The QZABs were issued to secure financing of improvements to be made at ten District schools. Principal payments are paid into a sinking fund for the debt to be paid in full at the end of its term in 2028.

The master financing arrangement was amended on April 14, 2016, to refund COPs Series 2005 and Series 2006, in the amount of \$58,410,000 with the issuance of the COPs, Series 2016A.

The District gave ground leases on District properties to the Leasing Corporation with a rental fee of \$10 per year as a condition of the financing arrangements. The initial terms of the leases are approximately 35 years commencing on October 1, 1997 (Series 1997); 16 years commencing on November 1, 2004 (series 2004 QZABs); 17 years commencing on March 1, 2005 (Series 2005, refunding); 20 years commencing June 15, 2006 (Series 2006); 16 years commencing on March 6, 2009 (Series 2008A QZABs); 15 years commencing on July 25, 2008 (Series 2008B QZABs); 15 years commencing on July 1, 2012 (Series 2010 QSCBs); and 18 years commencing on December 1, 2011, (Series 2010 QZABs). The properties covered by the ground leases are, together with the improvements constructed thereon from the financing proceeds, leased back to the District. If the District fails to renew the leases and to provide for the rent payments through to term, the District may be required to surrender the sites included under the ground Lease Agreement for the benefit of the securers of the COPs for a period of time specified by the arrangement which may be up to 35 years from the date of inception of the arrangement.

The District properties included in the ground leases under these arrangements include:

- Series 2008A QZABs and Series 2008B QZABs – Technology-related improvements at Riley Elementary School, Griffin Middle School, and Godby High School.
- Series 2010 QSCBs – New construction at Gilchrist Elementary School, Killlearn Lakes Elementary School, Kate Sullivan Elementary School, and Gretchen Everhart School.
- Series 2010 QZABs – Renovations at Astoria Park Elementary School, Canopy Oaks Elementary School, Ft. Braden School, Oak Ridge Elementary School, Sabal Palm Elementary School, Springwood Elementary School, Woodville Elementary School, Fairview Middle School, Raa Middle School, and Rickards High School.
- Series 2016A Refunding (Refunding of Series 2005 refunding, which originally refunded Series 1997, and Refunding of Series 2006) – Construction of Lawton Chiles High School, Montford Middle School, Conley Elementary School, and renovations to Pineview Elementary School, Deerlake Middle School, Killlearn Lakes Elementary School, Lawton Chiles High School, and Lincoln High School.

**LEON COUNTY DISTRICT SCHOOL BOARD
NOTES TO FINANCIAL STATEMENTS
JUNE 30, 2021**

The Series 2008A QZAB lease payments are payable annually on March 9 at a fixed interest rate of 0.19 percent. The Series 2008B QZABs lease payments are payable annually on September 1 at a fixed rate of 4.84%. The lease payments for the Series 2010 QZABs are payable annually on December 1 at a fixed interest rate of 5.68%. The Series 2010 QSCBs and the Series 2010 QZABs receive Federal subsidies at the same interest rates as the bonds, resulting in a net zero percent cost to the District. The Series 2016, Refunding, mature on July 1, 2026, with semiannual lease payments on July 1 and January 1, have a fixed interest rate of 1.818 percent.

The following is a schedule by years of future minimum lease payments under the lease agreement together with the present value of minimum lease payments as of June 30, 2021:

<u>Year Ending June 30,</u>	<u>Total</u>	<u>Principal</u>	<u>Interest</u>
2022	\$ 10,366,649	\$ 6,992,000	\$ 3,374,649
2023	10,350,794	7,097,000	3,253,794
2024	10,333,030	7,202,000	3,131,030
2025	9,001,357	5,995,000	3,006,357
2026	9,002,368	6,105,000	2,897,368
2027-2029	<u>57,872,087</u>	<u>51,806,240</u>	<u>6,065,847</u>
Total Minimum Lease Payments	<u>\$ 106,926,285</u>	<u>\$ 85,197,240</u>	<u>\$ 21,729,045</u>

Bonds payable at June 30, 2021, are as follows:

<u>Bond Type</u>	<u>Amount Outstanding</u>	<u>Interest Rates (Percent)</u>	<u>Annual Maturity To</u>	<u>Original Amount</u>
State School Bonds:				
Series 2019A, Refunding	\$ 532,000	5.00	2029	\$ 945,000
Series 2020A, Refunding	42,000	5.00	2022	2,175,000
District Revenue Bonds:				
Series 2014	<u>44,585,000</u>	1.82-3.66	2027	<u>75,000,000</u>
Total Bonds Payable	\$ 45,159,000			<u>\$ 78,120,000</u>
Add Unamortized Bond Premium	<u>3,967,306</u>			
Total Bonds Payable	<u>\$ 49,126,306</u>			

The various bonds were issued to finance capital outlay projects of the District. The following is a description of the bonded debt issues:

■ **State School Bonds**

These bonds are issued by the State Board of Education on behalf of the District. The bonds mature serially, and are secured by a pledge of the District's portion of the State-assessed motor vehicle license tax. The State's full faith and credit is also pledged as security for these bonds. Principal and interest payments, investment of Debt Service Fund resources, and compliance with reserve requirements are administered by the State Board of Education and the State Board of Administration.

**LEON COUNTY DISTRICT SCHOOL BOARD
NOTES TO FINANCIAL STATEMENTS
JUNE 30, 2021**

On January 14, 2020, the State Board of Education used the proceeds derived from the sale of the 2020A Bonds to refund the SBE Capital Outlay Bonds, Series 2010A, by placing the proceeds of the new State Board of Education Capital Outlay Bonds, Series 2020A, in an irrevocable trust and calling the refunded bonds for redemption on January 15, 2020. The Series 2020A certificates were issued to effectuate the refunding and to reduce the District's total debt service payments by \$3,331.

■ **Sales Tax Revenue Bonds, Series 2014**

The School Board issued Sales Tax Revenue Bonds, Series 2014, in the amount of \$75,000,000 on September 24, 2013. These bonds are authorized by Chapter 1001 Florida Statutes, and Chapter 212, Florida Statutes. These bonds are secured by a pledge of proceeds received by the District from the levy and collection of a one-half cent discretionary sales surtax pursuant to Section 212.055(6), Florida Statutes. Proceeds of the bonds were used to finance construction of new school facilities and renovations of existing school facilities.

During the 2020-21 fiscal year, the District recognized sales tax revenues totaling \$23,964,899 and expended \$7,445,070 (31 percent) of these revenues for debt service directly collateralized by these revenues. The pledged sales tax revenues are committed until final maturity of the debt, or September 1, 2027. Assuming a nominal growth rate in the collection of sales tax revenues, which are levied through December 31, 2027, approximately 35 percent of this revenue stream has been pledged in connection with debt service on the revenue bonds.

Annual requirements to amortize all bonded debt outstanding as of June 30, 2021, are as follows:

<u>Year Ending June 30,</u>	<u>Total</u>	<u>Principal</u>	<u>Interest</u>
State School Bonds:			
2022	\$ 117,700	\$ 89,000	\$ 28,700
2023	74,250	50,000	24,250
2024	76,750	55,000	21,750
2025	80,000	61,000	19,000
2026	82,950	67,000	15,950
2027-2029	<u>278,050</u>	<u>252,000</u>	<u>26,050</u>
Total State School Bonds	<u>709,700</u>	<u>574,000</u>	<u>135,700</u>
<u>Year Ending June 30,</u>	<u>Total</u>	<u>Principal</u>	<u>Interest</u>
Sales Tax Revenue Bonds:			
2022	\$ 7,434,325	\$ 5,485,000	\$ 1,949,325
2023	7,428,200	5,760,000	1,668,200
2024	7,418,075	6,045,000	1,373,075
2025	7,413,200	6,350,000	1,063,200
2026	7,402,825	6,665,000	737,825
2027-2028	<u>14,856,800</u>	<u>14,280,000</u>	<u>576,800</u>
Total Sales Tax Revenue Bonds	<u>51,953,425</u>	<u>44,585,000</u>	<u>7,368,425</u>
Total	<u>\$ 52,563,125</u>	<u>\$ 45,159,000</u>	<u>\$ 7,504,125</u>

**LEON COUNTY DISTRICT SCHOOL BOARD
NOTES TO FINANCIAL STATEMENTS
JUNE 30, 2021**

Changes in Long-Term Liabilities

The following is a summary of changes in long-term liabilities:

Description	Beginning Balance	Additions	Deductions	Ending Balance	Due in One Year
Governmental Activities					
Debt Related to Capital Assets:					
Certificates of Participation Payable	\$ 95,402,240	\$ -	\$ 10,205,000	\$ 85,197,240	\$ 6,992,000
Lease Purchase Payable	3,771,952	10,476,234	6,152,831	8,095,355	3,552,369
Bonds Payable	50,484,000	-	5,325,000	45,159,000	5,574,000
Premiums	4,679,699	-	712,393	3,967,306	-
Total Capital Asset Related Debt	<u>154,337,891</u>	<u>10,476,234</u>	<u>22,395,224</u>	<u>142,418,901</u>	<u>16,118,369</u>
Compensated Absences Payable	29,887,303	7,235,467	3,193,237	33,929,533	2,852,653
Other Postemployment Benefits Payable	30,813,518	4,784,747	1,274,583	34,323,682	1,482,555
Estimated Insurance Claims Payable	4,913,769	1,015,540	799,426	5,129,883	554,221
Net Pension Liability:					
Florida Retirement System	141,110,878	90,073,216	66,002,385	165,181,709	-
Health Insurance Subsidy	64,892,871	23,303,730	22,004,175	66,192,426	690,992
Total Governmental Activities	<u>\$ 425,956,230</u>	<u>\$ 136,888,934</u>	<u>\$ 115,669,030</u>	<u>\$ 447,176,134</u>	<u>\$ 21,698,790</u>

For the governmental activities, compensated absences and other post-employment benefits are generally liquidated with resources of the General Fund. The estimated insurance claims are generally liquidated with the resources of the Internal Service Fund.

Note 10 - Revenues

Schedule of State Revenue Sources

The following is a schedule of the District's State revenue sources for the 2020-21 fiscal year:

Source	Amount
Florida Education Finance Program	\$ 133,933,921
Class Size Reduction	36,512,890
Workforce Development	6,386,855
Capital Outlay and Debt Service Distributed	1,203,614
Miscellaneous Revenue	1,224,872
Charter School Capital Outlay	976,674
Safety and Security Grant	610,863
Voluntary Prekindergarten Program	578,218
Workforce Education Performance Incentives	230,000
Racing Commission Funds	223,250
Adult With Disabilities	199,552
CO & DS Withheld SBE Bonds	131,059
School Lunch Supplement	90,230
School Breakfast Supplement	82,590
State License Tax	53,849
CO & DS Withheld Administration Expenses	20,325
Undistributed CO & DS Interest	10,263
SBE Bond Interest	<u>9</u>
Total State Revenue	<u>\$ 182,469,034</u>

**LEON COUNTY DISTRICT SCHOOL BOARD
NOTES TO FINANCIAL STATEMENTS
JUNE 30, 2021**

Accounting policies relating to certain State revenue sources are described in Note 1.

Property Taxes

The following is a summary of millages and taxes budgeted from the 2021 tax roll for the 2020-21 fiscal year; taxes budgeted are stated at 96 percent of the actual tax roll levy to allow for early payment discounts and uncollectable amounts:

<u>General Fund</u>	<u>Millages</u>	<u>Taxes Budgeted</u>
Non-Voted School Tax:		
Require Local Effort	3.715	\$ 74,997,448
Basic Discretionary Local Effort	0.748	15,100,428
<u>Capital Projects Funds</u>		
Non-Voted Tax:		
Local Capital Improvement	1.500	30,281,608
Total	<u>5.963</u>	<u>\$ 120,379,484</u>

Note 11 - Interfund Balances

The following is a summary of interfund transfers reported in the fund financial statements:

<u>Funds</u>	<u>Interfund</u>	
	<u>Transfers In</u>	<u>Transfers Out</u>
Major:		
General	\$ 9,477,118	\$ -
Debt Service:		
Other Debt Service	15,797,493	-
Special Revenue:		
Federal Education Stabilization	-	5,238,117
Non-Major Governmental	<u>10,647,025</u>	<u>30,835,519</u>
Total	<u>\$ 35,921,636</u>	<u>\$ 35,921,636</u>

The principal purposes of the interfund transfers were to transfer non-major Capital Projects – Local Capital Improvement Fund maintenance money to the General Fund and transfer funds from Capital Projects – Other and non-major Capital Projects – Local Capital Improvement Funds to the Debt Service – other and non-major debt service funds for repayment of COPs and sales tax revenue bonds, respectively. New this year was the transfer of Special Revenue – Federal Education Stabilization funds to pay off the lease-purchase of the Chromebooks.

Interfund receivables and payables consist of the following at June 30, 2021:

	<u>Due from Other Funds</u>	<u>Due to Other Funds</u>
General Fund	\$ 2,823,694	\$ -
Federal Education Stabilization	-	833,884
Other Governmental Funds	-	1,989,810
Total	<u>\$ 2,823,694</u>	<u>\$ 2,823,694</u>

**LEON COUNTY DISTRICT SCHOOL BOARD
NOTES TO FINANCIAL STATEMENTS
JUNE 30, 2021**

Note 12 - Summary Disclosure of Significant Contingencies

Litigation

The District is involved in several pending and threatened legal actions. Although the outcome of these lawsuits is not currently determinable, in the opinion of the District's legal counsel, the resolution of these matters should not materially affect the financial condition of the District.

REQUIRED SUPPLEMENTARY INFORMATION

LEON COUNTY DISTRICT SCHOOL BOARD
SCHEDULE OF REVENUES, EXPENDITURES, AND CHANGES IN FUND BALANCE
BUDGETARY COMPARISON SCHEDULE
GENERAL FUND
FOR THE YEAR ENDED JUNE 30, 2021

	General Fund			
	Original Budget	Final Budget	Actual	Variance
Revenues				
Intergovernmental:				
Federal Direct	\$ 249,721	\$ 257,490	\$ 257,490	\$ -
Federal Through State and Local	50,000	43,460	43,460	-
State	180,735,690	179,140,482	179,140,482	-
Local:				
Property Taxes	86,566,198	86,282,930	86,282,930	-
Miscellaneous	7,853,852	10,841,330	8,990,602	(1,850,728)
Total Local Revenues	<u>94,420,050</u>	<u>97,124,260</u>	<u>95,273,532</u>	<u>(1,850,728)</u>
Total Revenues	<u>275,455,461</u>	<u>276,565,692</u>	<u>274,714,964</u>	<u>(1,850,728)</u>
Expenditures				
Current - Education:				
Instruction	192,762,374	185,033,563	161,657,877	23,375,686
Student Support Services	9,020,003	11,194,116	10,396,367	797,749
Instructional Media Services	4,184,035	4,158,707	3,723,783	434,924
Instruction and Curriculum				
Development Services	4,374,725	8,578,602	6,966,362	1,612,240
Instructional Staff Training Services	1,611,715	1,265,923	207,746	1,058,177
Instruction-related Technology	2,981,552	2,901,111	2,296,511	604,600
Board	1,424,864	1,499,091	1,003,764	495,327
General Administration	1,148,555	1,239,324	1,067,059	172,265
School Administration	23,154,754	24,236,437	23,566,984	669,453
Facilities Acquisition and Construction	1,889,562	1,040,895	594,653	446,242
Fiscal Services	2,200,219	2,696,101	2,354,006	342,095
Central Services	10,612,051	12,723,742	8,273,341	4,450,401
Student Transportation Services	13,441,813	13,533,392	11,102,752	2,430,640
Operation of Plant	24,142,080	24,972,637	20,831,386	4,141,251
Maintenance of Plant	10,146,491	10,281,716	9,557,482	724,234
Administrative Technology Services	4,550,233	6,529,961	4,871,062	1,658,899
Community Services	6,362,334	4,859,213	3,173,875	1,685,338
Fixed Capital Outlay:				
Facilities Acquisition and Construction	-	-	101,578	(101,578)
Other Capital Outlay	-	-	666,344	(666,344)
Total Expenditures	<u>314,007,360</u>	<u>316,744,531</u>	<u>272,412,932</u>	<u>44,331,599</u>
Excess (Deficiency) of Revenues Over (Under) Expenditures	<u>(38,551,899)</u>	<u>(40,178,839)</u>	<u>2,302,032</u>	<u>42,480,871</u>
Other Financing Sources				
Transfers in	7,519,716	7,626,390	9,477,118	1,850,728
Transfers (out)	(2,619,059)	(2,619,059)	-	2,619,059
Total Other Financing Sources (Uses)	<u>4,900,657</u>	<u>5,007,331</u>	<u>9,477,118</u>	<u>4,469,787</u>
Net Change in Fund Balances	<u>(33,651,242)</u>	<u>(35,171,508)</u>	<u>11,779,150</u>	<u>46,950,658</u>
Fund Balances, Beginning	<u>51,110,782</u>	<u>51,110,782</u>	<u>51,110,782</u>	<u>-</u>
Fund Balances, Ending	<u>\$ 17,459,540</u>	<u>\$ 15,939,274</u>	<u>\$ 62,889,932</u>	<u>\$ 46,950,658</u>

See accompanying notes.

LEON COUNTY DISTRICT SCHOOL BOARD
SCHEDULE OF REVENUES, EXPENDITURES, AND CHANGES IN FUND BALANCE
BUDGETARY COMPARISON SCHEDULE
MAJOR SPECIAL REVENUE FUND -
FEDERAL EDUCATION STABILIZATION FUND
FOR THE YEAR ENDED JUNE 30, 2021

	<u>Original Budget</u>	<u>Final Budget</u>	<u>Actual</u>	<u>Variance</u>
Revenues				
Intergovernmental:				
Federal Direct	\$ -	\$ 2,236,475	\$ 1,252,994	\$ (983,481)
Federal Through State and Local	16,156,355	22,809,481	16,544,674	(6,264,807)
Total Revenues	<u>16,156,355</u>	<u>25,045,956</u>	<u>17,797,668</u>	<u>(7,248,288)</u>
Expenditures				
Current - Education:				
Instruction	15,972,457	14,090,677	5,952,635	8,138,042
Student Support Services	-	11,037	11,037	-
Development Services	88,000	88,730	54,864	33,866
Instructional Staff Training Services	106,532	126,782	48,413	78,369
Instruction-related Technology	230,288	892,725	892,725	-
General Administration	-	366,310	354,846	11,464
School Administration	-	21,802	21,802	-
Food Services	-	2,678,659	2,678,659	-
Central Services	-	36,298	36,298	-
Operation of Plant	97,773	873,044	847,804	25,240
Maintenance of Plant	-	139,690	105,386	34,304
Administrative Technology Services	-	255	255	-
Community Services	1,311,495	481,830	481,830	-
Fixed Capital Outlay:				
Other Capital Outlay	-	-	1,072,997	(1,072,997)
Total Expenditures	<u>17,806,545</u>	<u>19,807,839</u>	<u>12,559,551</u>	<u>7,248,288</u>
Excess (Deficiency) of Revenues Over (Under) Expenditures	<u>(1,650,190)</u>	<u>5,238,117</u>	<u>5,238,117</u>	<u>-</u>
Other Financing Sources (Uses)				
Transfers (out)	-	(5,238,117)	(5,238,117)	-
Net Change in Fund Balances	<u>(1,650,190)</u>	<u>-</u>	<u>-</u>	<u>-</u>
Fund Balances, Beginning	<u>-</u>	<u>-</u>	<u>-</u>	<u>-</u>
Fund Balances, Ending	<u>\$ (1,650,190)</u>	<u>\$ -</u>	<u>\$ -</u>	<u>\$ -</u>

See accompanying notes.

**LEON COUNTY DISTRICT SCHOOL BOARD
SCHEDULE OF THE DISTRICT'S PROPORTIONATE SHARE OF THE
NET PENSION LIABILITY -
FLORIDA RETIREMENT SYSTEM PENSION PLAN**

	2020	2019	2018	2017	2016	2015	2014	2013
District's Proportion of the FRS Net Pension Liability	0.381116964%	0.409746175%	0.385940916%	0.394829900%	0.395759454%	0.449757910%	0.463930418%	0.464637005%
District's Proportionate Share of the FRS Net Pension Liability	\$ 165,181,709	\$ 141,110,878	\$ 116,247,404	\$ 116,788,035	\$ 99,929,573	\$ 58,092,266	\$ 28,306,578	\$ 79,984,708
District's Covered Payroll	188,312,116	194,297,131	176,456,466	176,038,046	167,212,535	174,262,691	170,819,266	175,193,569
District's Proportionate Share of the FRS Net Pension Liability as a Percentage of Covered Payroll	87.72%	72.63%	65.88%	66.34%	59.76%	33.34%	16.57%	45.66%
FRS Plan Fiduciary Net Position as a Percentage of the Total Pension Liability	78.85%	82.61%	84.26%	83.89%	84.88%	92.00%	96.09%	88.54%

Notes:

(1) - The amounts presented for each fiscal year were determined as of June 30.

(2) - GASB requires information for 10 years; however, until a full 10 year trend is compiled, only the years that information was available have been presented.

See accompanying notes.

**LEON COUNTY DISTRICT SCHOOL BOARD
SCHEDULE OF THE DISTRICT'S CONTRIBUTIONS
FLORIDA RETIREMENT SYSTEM PENSION PLAN**

	<u>2021</u>	<u>2020</u>	<u>2019</u>	<u>2018</u>	<u>2017</u>	<u>2016</u>	<u>2015</u>	<u>2014</u>
Contractually Required FRS Contribution	\$ 15,266,463	\$ 12,662,828	\$ 12,705,088	\$ 10,999,006	\$ 10,278,395	\$ 9,651,225	\$ 10,965,480	\$ 10,162,045
FRS Contribution in Relation to the Contractually Required Contribution	(15,266,463)	(12,662,828)	(12,705,088)	(10,999,006)	(10,278,395)	(9,651,225)	(10,965,480)	(10,162,045)
FRS Contribution Deficiency (Excess)	<u>\$ -</u>	<u>\$ -</u>	<u>\$ -</u>	<u>\$ -</u>	<u>\$ -</u>	<u>\$ -</u>	<u>\$ -</u>	<u>\$ -</u>
District's Covered Payroll	<u>\$ 186,048,344</u>	<u>\$ 188,312,116</u>	<u>\$ 194,297,131</u>	<u>\$ 174,852,397</u>	<u>\$ 176,038,046</u>	<u>\$ 167,212,535</u>	<u>\$ 174,262,691</u>	<u>\$ 170,819,266</u>
FRS Contribution as a Percentage of Covered Payroll	8.21%	6.72%	6.54%	6.29%	5.84%	5.77%	6.29%	5.95%

Notes:

(1) - The amounts presented for each fiscal year were determined as of June 30.

(2) - GASB requires information for 10 years; however, until a full 10 year trend is compiled, only the years that information was available have been presented.

See accompanying notes.

**LEON COUNTY DISTRICT SCHOOL BOARD
SCHEDULE OF THE DISTRICT'S PROPORTIONATE SHARE OF THE
NET PENSION LIABILITY -
HEALTH INSURANCE SUBSIDY PENSION PLAN**

	2020	2019	2018	2017	2016	2015	2014	2013
District's Proportion of the FRS Net Pension Liability	0.542123741%	0.579970280%	0.540137061%	0.549877103%	0.540887223%	0.574085981%	0.575286134%	0.602917579%
District's Proportionate Share of the FRS Net Pension Liability	\$ 66,192,426	\$ 64,892,871	\$ 57,168,713	\$ 58,795,397	\$ 63,038,165	\$ 58,547,740	\$ 53,790,657	\$ 52,491,902
District's Covered Payroll	188,312,116	194,297,131	176,456,446	176,038,046	167,212,535	174,262,691	170,819,266	175,193,569
District's Proportionate Share of the FRS Net Pension Liability as a Percentage of Covered Payroll	35.15%	33.40%	32.40%	33.40%	37.70%	33.60%	31.49%	29.96%
FRS Plan Fiduciary Net Position as a Percentage of the Total Pension Liability	3.00%	2.63%	2.15%	1.64%	0.97%	0.50%	0.99%	1.78%

Notes:

(1) - The amounts presented for each fiscal year were determined as of June 30.

(2) - GASB requires information for 10 years, however; until a full 10 year trend is compiled, only the years that information was available have been presented.

See accompanying notes.

**LEON COUNTY DISTRICT SCHOOL BOARD
SCHEDULE OF THE DISTRICT'S CONTRIBUTIONS
HEALTH INSURANCE SUBSIDY PENSION PLAN**

	2021	2020	2019	2018	2017	2016	2015	2014
Contractually Required FRS Contribution	\$ 3,087,519	\$ 3,124,005	\$ 3,220,519	\$ 2,929,177	\$ 2,910,109	\$ 2,772,392	\$ 2,194,514	\$ 1,970,737
FRS Contribution in Relation to the Contractually Required Contribution	(3,087,519)	(3,124,005)	(3,220,519)	(2,929,177)	(2,910,109)	(2,772,392)	(2,194,514)	(1,970,737)
FRS Contribution Deficiency (Excess)	<u>\$ -</u>	<u>\$ -</u>	<u>\$ -</u>	<u>\$ -</u>	<u>\$ -</u>	<u>\$ -</u>	<u>\$ -</u>	<u>\$ -</u>
 District's Covered Payroll	 <u>\$ 186,048,344</u>	 <u>\$ 188,312,116</u>	 <u>\$ 194,297,131</u>	 <u>\$ 174,852,397</u>	 <u>\$ 176,038,046</u>	 <u>\$ 167,212,535</u>	 <u>\$ 174,262,691</u>	 <u>\$ 170,819,266</u>
FRS Contribution as a Percentage of Covered Payroll	1.66%	1.66%	1.66%	1.68%	1.65%	1.66%	1.26%	1.15%

Notes:

(1) - The amounts presented for each fiscal year were determined as of June 30.

(2) - GASB requires information for 10 years, however; until a full 10 year trend is compiled, only the years that information was available have been presented.

See accompanying notes.

LEON COUNTY DISTRICT SCHOOL BOARD
SCHEDULE OF CHANGES IN TOTAL OTHER POSTEMPLOYMENT BENEFITS
(OPEB) AND RELATED RATIOS

Measurement Year Ended June 30	2020	2019	2018	2017
Reporting Year Ended June 30	2021	2020	2019	2018
Total OPEB Liability				
Service Cost	\$ 1,316,699	\$ 1,075,849	\$ 1,041,636	\$ 1,143,416
Interest on the Total OPEB Liability	985,729	1,109,187	1,082,279	948,268
Difference Between Expected and Actual Experience of the Total OPEB Liability	-	1,298,077	-	-
Changes in Assumptions and Other Inputs	2,482,319	(1,380,961)	(209,587)	(2,340,268)
Benefit Payments	<u>(1,274,583)</u>	<u>(1,706,631)</u>	<u>(1,711,610)</u>	<u>(1,735,284)</u>
Net Change in Total OPEB Liability	3,510,164	395,521	202,718	(1,983,868)
Total OPEB Liability - Beginning of Year	<u>30,813,518</u>	<u>30,417,997</u>	<u>30,215,279</u>	<u>32,199,147</u>
Total OPEB Liability - End of Year	<u><u>\$ 34,323,682</u></u>	<u><u>\$ 30,813,518</u></u>	<u><u>\$ 30,417,997</u></u>	<u><u>\$ 30,215,279</u></u>
 Covered-employee Payroll	 187,171,513	 158,793,158	 158,793,158	 114,416,406
 Total OPEB Liability as a percentage of Covered-Employee Payroll	 18.34%	 19.40%	 19.16%	 26.41%

Notes:

Covered-employee payroll presented above is an estimate based on data provided for the valuation, and needs to be the total payroll paid to all OPEB-eligible employees during the measurement year.

10 years of data will be displayed as information becomes available.

See accompanying notes.

**LEON COUNTY DISTRICT SCHOOL BOARD
NOTES TO REQUIRED SUPPLEMENTARY INFORMATION
JUNE 30, 2021**

Note 1 - Budgetary Basis of Accounting

The Board follows procedures established by State statutes and State Board of Education (SBE) rules in establishing budget balances for governmental funds, as described below:

- Budgets are prepared, public hearings are held, and original budgets are adopted annually for all governmental fund types in accordance with procedures and time intervals prescribed by law and SBE rules.
- Appropriations are controlled at the object level (e.g., salaries, purchased services, and capital outlay) within each activity (e.g., instruction, student transportation services, and school administration) and may be amended by resolution at any Board meeting prior to the due date for the annual financial report.
- Budgets are prepared using the same modified accrual basis as is used to account for governmental funds.
- Budgetary information is integrated into the accounting system and, to facilitate budget control, budget balances are encumbered when purchase orders are issued. Appropriations lapse at fiscal year-end, and encumbrances outstanding are honored from the subsequent year's appropriations.

Note 2 - Schedule of Net Pension Liability and Schedule Contributions – Florida Retirement System Pension Plan

Changes of Assumptions. The long-term expected rate of return was decreased from 6.90 percent to 6.80 percent.

Note 3 - Schedule of Net Pension Liability and Schedule of Contributions – Health Insurance Subsidy Pension Plan

Changes of Assumptions. The municipal bond rate used to determine total pension liability was increased from 3.5 percent to 2.21 percent. In addition, the mortality assumption was changed from the Generational RP-2000 with Projection Scale BB tables to the PUB-2010 base table, projected generationally with Scale MP-2018.

Note 4 - Schedule of Changes in Other Post-Employment Benefits (OPEB) and Related Ratios

No assets are accumulated in a trust that meets the criteria in paragraph 4 of GASB statement No. 75 to pay related benefits.

Changes of Assumptions. The discount rate was changed from 3.13% as of the beginning of the measurement period to 2.45% as of June 30, 2020. The salary increase rates were changed to reflect revisions made by FRS for its July 1, 2020 Actuarial Valuation. The load for modeling the excise ("Cadillac") tax on healthcare plans was removed, as the excise tax no longer applies.

**ADDITIONAL ELEMENTS OF REPORT PREPARED IN
ACCORDANCE WITH *GOVERNMENT AUDITING STANDARDS*,
ISSUED BY THE COMPTROLLER GENERAL OF THE UNITED
STATES; THE PROVISIONS OF THE OFFICE OF MANAGEMENT
AND BUDGET (OMB) UNIFORM GUIDANCE; AND *RULES OF THE
AUDITOR GENERAL* OF THE STATE OF FLORIDA**

**LEON COUNTY DISTRICT SCHOOL BOARD
SCHEDULE OF EXPENDITURES OF FEDERAL AWARDS
YEAR ENDED JUNE 30, 2021**

Federal Grantor/Pass-Through Grantor/Program or Cluster	Federal Assistance Listing Number	Pass-Through Entity Identifying Number	Passed Through to Subrecipients	Total Expenditures
Clustered				
Child Nutrition Cluster:				
Florida Department of Agriculture and Consumer Services:				
School Breakfast Program	10.553	21002	\$ -	\$ 1,460,411
National School Lunch Program	10.555	21001, 21003	-	4,788,826
FNS Emergency Operational Costs Reimbursement - COVID-19	10.555	N/A	-	1,044,058
Summer Food Service Program for Children	10.559	20006, 20007 ,21006, 21007	-	1,411,713
Total Child Nutrition Cluster			<u>-</u>	<u>8,705,008</u>
Forest Service schools and Roads Cluster				
United States Department of Agriculture:				
Florida Department of Financial Services:				
Schools and Roads - Grants to States	10.665	None	-	43,460
Student Financial Assistance Cluster:				
United States Department of Education:				
Federal Supplemental Educational Opportunity Grants	84.007	N/A	-	45,853
Federal Pell Grant Program	84.063	N/A	-	2,011,758
Total Student Financial Assistance Cluster			<u>-</u>	<u>2,057,611</u>
Special Education Cluster:				
United States Department of Education:				
Special Education - Grants to States	84.027	262, 263	203,269	9,864,153
Special Education - Preschool Grants	84.173	266, 267	-	516,230
Total Special Education Cluster			<u>203,269</u>	<u>10,380,383</u>
Not Clustered				
United States Department of Agriculture:				
Florida Department of Health:				
Child and Adult Care Food Program	10.558	A-3770	-	391,932
Florida Department of Agriculture and Consumer Services:				
Fresh Fruit and Vegetable Program	10.582	21004	-	135,467
Farm to School	10.575	N/A	-	40,461
Total United States Department of Agriculture			<u>-</u>	<u>567,860</u>

See accompanying notes.

**LEON COUNTY DISTRICT SCHOOL BOARD
SCHEDULE OF EXPENDITURES OF FEDERAL AWARDS
YEAR ENDED JUNE 30, 2021**

Federal Grantor/Pass-Through Grantor/Program or Cluster	Federal Assistance Listing Number	Pass-Through Entity Identifying Number	Passed Through to Subrecipients	Total Expenditures
United States Department of Defense:				
Air Force Junior Reserve Officers Training Corps	12.UNK	N/A	\$ -	\$ 48,727
Army Junior Reserve Officers Training Corps	12.UNK	N/A	-	86,353
Marine Junior Reserve Officers Training Corps	12.UNK	N/A	-	71,450
Navy Junior Reserve Officers Training Corps	12.UNK	N/A	-	50,960
Total United States Department of Defense			<u>-</u>	<u>257,490</u>
 United States Department of Education:				
Education Stabilization Fund Under the Coronavirus Aid, Relief, and Economic Security Act - COVID-19	84.425	N/A	400,400	17,797,668
Florida Department of Education:				
Adult Education - Basic Grants to States	84.002	191,193	-	357,146
Title I Grants to Local Educational Agencies	84.010	212, 223, 226	667,394	11,056,569
Career and Technical Education - Basic Grants to States	84.048	161	-	674,367
Education for Homeless Children and Youth	84.196	127	-	94,042
Twenty-First Century Community Learning Centers	84.287	244	239,416	1,416,118
English Language Acquisition State Grants	84.365	102	-	225,996
Improving Teacher Quality State Grants	84.367	224	-	1,187,288
Student Support and Academic Enrichment	84.424	241	-	479,607
Total United States Department of Education			<u>1,307,210</u>	<u>33,288,801</u>
Total Expenditures of Federal Awards			<u>\$ 1,510,479</u>	<u>\$ 55,300,613</u>

See accompanying notes.

**LEON COUNTY DISTRICT SCHOOL BOARD
SCHEDULE OF EXPENDITURES OF FEDERAL AWARDS
YEAR ENDED JUNE 30, 2021**

The Notes Below are an Integral Part of this Schedule:

- Notes: (1) Basis of Presentation.** The accompanying Schedule of Expenditures of Federal Awards (Schedule) includes the Federal award activity of the Leon County District School Board under programs of the Federal Government for the fiscal year ended June 30, 2021. The information in this Schedule is presented in accordance with the requirements of Title 2 U.S. *Code of Federal Regulations* Part 200, *Uniform Administrative Requirements, Cost Principles, and Audit Requirements for Federal Awards* (Uniform Guidance). Because the schedule presents only a selected portion of the operations of the District, it is not intended to, and does not, present the financial position, changes in net position, or cash flows of the District.
- (2) Summary of Significant Accounting Policies.** Expenditures reported on the Schedule are reported on the modified accrual basis of accounting. Such expenditures are recognized following the cost principles contained in the Uniform Guidance, wherein certain types are not allowable or are limited as to reimbursement.
- (3) Indirect Cost Rate.** The District has not elected to use the 10 percent de minimis cost rate allowed under the Uniform Guidance.
- (4) Noncash Assistance - National School Lunch Program.** Includes \$1,197,107 of donated food received during the fiscal year. Donated foods are valued at fair value as determined at the time of donation.

See accompanying notes.

**INDEPENDENT AUDITOR'S REPORT ON INTERNAL CONTROL OVER FINANCIAL REPORTING
AND ON COMPLIANCE AND OTHER MATTERS BASED ON AN AUDIT OF FINANCIAL STATEMENTS
PERFORMED IN ACCORDANCE WITH GOVERNMENT AUDITING STANDARDS**

Leon County District School Board and
Superintendent
Tallahassee, Florida

We have audited, in accordance with auditing standards generally accepted in the United States of America and the standards applicable to financial audits contained in *Government Auditing Standards* issued by the Comptroller General of the United States, the financial statements of the governmental activities, the business-type activities, the aggregate discretely presented component units, each major fund, and the aggregate remaining fund information of the Leon County District School Board, as of and for the fiscal year ended June 30, 2021, and the related notes to the financial statements, which collectively comprise the District's basic financial statements, and have issued our report thereon dated January 28, 2022. Our report includes a reference to other auditors who audited the financial statements of the aggregate discretely presented component units, as described in our report on the District's financial statements. This report does not include the results of the other auditor's testing of internal control over financial reporting or compliance and other matters that are reported on separately by those auditors.

Internal Control Over Financial Reporting

In planning and performing our audit of the financial statements, we considered the District's internal control over financial reporting (internal control) to determine the audit procedures that are appropriate in the circumstances for the purpose of expressing our opinions on the financial statements, but not for the purpose of expressing an opinion on the effectiveness of the District's internal control. Accordingly, we do not express an opinion on the effectiveness of the District's internal control.

Our consideration of internal control was for the limited purpose described in the preceding paragraph and was not designed to identify all deficiencies in internal control that might be material weaknesses or significant deficiencies and, therefore, material weaknesses or significant deficiencies may exist that have not been identified. However, as described in the accompanying schedule of findings and questioned costs, we identified certain deficiencies in internal control that we consider to be material weaknesses and significant deficiencies.

A *deficiency in internal control* exists when the design or operation of a control does not allow management or employees, in the normal course of performing their assigned functions, to prevent, or detect and correct, misstatements on a timely basis. A *material weakness* is a deficiency, or a combination of deficiencies, in internal control such that there is a reasonable possibility that a material misstatement of the District's financial statements will not be prevented, or detected and corrected on a timely basis. We consider the deficiency described in the accompanying schedule of findings and questioned costs (Finding 2021-01) to be a material weakness.

Leon County District School Board and
Superintendent
Tallahassee, Florida

**INDEPENDENT AUDITOR'S REPORT ON INTERNAL CONTROL OVER FINANCIAL REPORTING
AND ON COMPLIANCE AND OTHER MATTERS BASED ON AN AUDIT OF FINANCIAL STATEMENTS
PERFORMED IN ACCORDANCE WITH *GOVERNMENT AUDITING STANDARDS***

A *significant deficiency* is a deficiency, or a combination of deficiencies, in internal control that is less severe than a material weakness, yet important enough to merit attention by those charged with governance. We consider the deficiency described in the accompanying schedule of findings and questioned costs (Finding 2021-02) to be a significant deficiency.

Compliance and Other Matters

As part of obtaining reasonable assurance about whether the District's financial statements are free from material misstatement, we performed tests of its compliance with certain provisions of laws, rules, regulations, contracts, and grant agreements, non-compliance with which could have a direct and material effect on the determination of financial statement amounts. However, providing an opinion on compliance with those provisions was not an objective of our audit and, accordingly, we do not express such an opinion. The results of our tests disclosed no instances of non-compliance or other matters that are required to be reported under *Government Auditing Standards*.

District's Response to Findings

The District's response to the findings identified in our audit is described in the accompanying schedule of findings and questioned costs. The District's response was not subjected to the auditing procedures applied in the audit of the financial statements and, accordingly, we express no opinion on it.

Purpose of this Report

The purpose of this report is solely to describe the scope of our testing of internal control and compliance and the results of that testing, and not to provide an opinion on the effectiveness of the District's internal control or on compliance. This report is an integral part of an audit performed in accordance with *Government Auditing Standards* in considering the District's internal control and compliance. Accordingly, this communication is not suitable for any other purpose.



January 28, 2022
Tallahassee, Florida

INDEPENDENT AUDITOR'S REPORT ON COMPLIANCE FOR EACH MAJOR FEDERAL PROGRAM AND REPORT ON INTERNAL CONTROL OVER COMPLIANCE REQUIRED BY THE UNIFORM GUIDANCE

Leon County District School Board and
Superintendent
Tallahassee, Florida

Report on Compliance for Each Major Federal Program

We have audited the Leon County District School Board's compliance with the types of compliance requirements described in the OMB *Compliance Supplement* that could have a direct and material effect on each of the District's major Federal programs for the fiscal year ended June 30, 2021. The District's major Federal programs are identified in the summary of auditor's results section of the accompanying schedule of findings and questioned costs.

Management's Responsibility

Management is responsible for compliance with Federal Statutes, regulations, and the terms and conditions of its Federal awards applicable to its Federal programs.

Auditor's Responsibility

Our responsibility is to express an opinion on compliance for each of the District's major Federal programs based on our audit of the types of compliance requirements referred to above. We conducted our audit of compliance in accordance with auditing standards generally accepted in the United States of America; the standards applicable to financial audits contained in *Government Auditing Standards*, issued by the Comptroller General of the United States; and the audit requirements of Title 2 U.S. *Code of Federal Regulations Part 200, Uniform Administrative Requirements, Cost Principles, and Audit Requirements for Federal Awards* (Uniform Guidance). Those standards and the Uniform Guidance require that we plan and perform the audit to obtain reasonable assurance about whether non-compliance with the types of compliance requirements referred to above that could have a direct and material effect on a major Federal program occurred. An audit includes examining, on a test basis, evidence about the District's compliance with those requirements and performing such other procedures as we considered necessary in the circumstances.

We believe that our audit provides a reasonable basis for our opinion on compliance for each major Federal program. However, our audit does not provide a legal determination of the District's compliance.

Opinion on Each Major Federal Program

In our opinion, the District complied, in all material respects, with the types of compliance requirements referred to above that could have a direct and material effect on each of its major Federal programs for the fiscal year ended June 30, 2021.

CERTIFIED PUBLIC ACCOUNTANTS

Gainesville | Ocala | Tallahassee | Sarasota | Orlando | Lakeland
purvisgray.com

Members of American and Florida Institutes of Certified Public Accountants

An Independent Member of the BDO Alliance USA

Leon County District School Board and
Superintendent
Tallahassee, Florida

**INDEPENDENT AUDITOR'S REPORT ON COMPLIANCE FOR EACH
MAJOR FEDERAL PROGRAM AND REPORT ON INTERNAL CONTROL OVER
COMPLIANCE REQUIRED BY THE UNIFORM GUIDANCE**

Report on Internal Control Over Compliance

The District management is responsible for establishing and maintaining effective internal control over compliance with the types of compliance requirements referred to above. In planning and performing our audit of compliance, we considered the District's internal control over compliance with the types of requirements that could have a direct and material effect on each major Federal program to determine the auditing procedures that are appropriate in the circumstances for the purpose of expressing an opinion on compliance for each major Federal program and to test and report on internal control over compliance in accordance with the Uniform Guidance, but not for the purpose of expressing an opinion on the effectiveness of internal control over compliance. Accordingly, we do not express an opinion on the effectiveness of the District's internal control over compliance.

A deficiency in internal control over compliance exists when the design or operation of a control over compliance does not allow management or employees, in the normal course of performing their assigned functions, to prevent, or detect and correct, non-compliance with a type of compliance requirement of a Federal program on a timely basis. *A material weakness in internal control over compliance* is a deficiency, or a combination of deficiencies, in internal control over compliance, such that there is a reasonable possibility that material non-compliance with a type of compliance requirement of a Federal program will not be prevented, or detected and corrected, on a timely basis. *A significant deficiency in internal control over compliance* is a deficiency, or a combination of deficiencies, in internal control over compliance with a type of compliance requirement of a Federal program that is less severe than a material weakness in internal control over compliance, yet important enough to merit attention by those charged with governance.

Our consideration of internal control over compliance was for the limited purpose described in the first paragraph of this section and was not designed to identify all deficiencies in internal control over compliance that might be material weaknesses or significant deficiencies. We did not identify any deficiencies in internal control over compliance that we consider to be material weaknesses. However, material weaknesses may exist that have not been identified.

The purpose of this report on internal control over compliance is solely to describe the scope of our testing of internal control over compliance and the results of that testing based on the requirements of the Uniform Guidance. Accordingly, this report is not suitable for any other purpose.



January 28, 2022
Tallahassee, Florida

**LEON COUNTY DISTRICT SCHOOL BOARD
SCHEDULE OF FINDINGS AND QUESTIONED COSTS
FOR THE YEAR ENDED JUNE 30, 2021**

SECTION I - SUMMARY OF AUDITOR'S RESULTS

Financial Statements

Type of auditor's report issues on whether the financial statements audited were prepared in accordance with GAAP	Unmodified
Internal Control over financial reporting:	
Material weakness(es) identified?	Yes
Significant deficiency(ies) identified?	Yes
Non-compliance material to financial statements noted?	No

Federal Awards

Internal control over major Federal Programs:	
Material weakness(es) identified?	No
Significant deficiencies identified?	None Reported

Type of auditor's report issued on compliance for major Federal programs:	Unmodified
---------------------------------------------------------------------------	------------

Any audit findings disclosed that are required to be reported in accordance with 2 CFR 200.516(a)?	No
----------------------------------------------------------------------------------------------------	----

Identification of major Federal programs:

<u>CFDA Numbers</u>	<u>Name of Federal Program or Cluster</u>
84.425	Education Stabilization Fund Under the Coronavirus Aid, Relief, and Economic Security Act (CARES)
84.007, 84.063	Student Financial Assistance Cluster
84.010	Title I Grants to Local Educational Agencies

Dollar threshold used to distinguish between type A and type B programs:	\$1,659,018
--------------------------------------------------------------------------	-------------

Auditee qualified as low risk auditee?	No
----------------------------------------	----

SECTION II - FINANCIAL STATEMENT FINDINGS

See Summary of Findings and Questioned Costs.

SECTION III - FEDERAL AWARDS FINDINGS AND QUESTIONED COSTS

No matters are reported.

SECTION IV - SUMMARY OF PRIOR YEAR FINDINGS AND QUESTIONED COSTS

There were no matters reported in the prior year schedule of findings and questioned costs.

**LEON COUNTY DISTRICT SCHOOL BOARD
SUMMARY OF FINDINGS AND QUESTIONED COSTS
FOR THE YEAR ENDED JUNE 30, 2021**

2021-01 Capital Assets

Criteria—Detailed and accurate capital asset subsidiary records and Construction in Process (CIP) schedules should be maintained in order to support the balances reported in the Annual Financial Report. Capital asset additions to the subsidiary ledgers should be reconciled to capital outlay expenses accounts in the general ledger or to closures from the CIP schedules on a regular basis.

Condition—During the course of our audit, we discovered material differences between fixed asset subsidiary ledgers maintained in the Skyward accounting system and the Annual Financial Report (AFR). In addition, significant adjustments were needed to correct CIP schedules.

Cause—Controls over the reconciliation of capital asset subsidiary ledgers to the accounting records were not functioning properly. The cutoff of fixed asset entries into the Skyward accounting system along with difficulty running and maintaining accurate fixed asset reports from the Skyward accounting system resulted in discrepancies between the subsidiary records and the AFR.

Effect—Material misstatements can result when subsidiary records are not properly maintained. Without proper reconciliation procedures, capital asset additions and deletions could be missed.

Recommendation—We recommend that controls be implemented to ensure that capital asset subsidiary ledgers are maintained accurately and reconciled regularly. Capital asset additions should be reconciled to capital outlay expenditures on a quarterly basis, and any differences should be explained, or entries posted to reclassify expenses to non-capital outlay expense accounts. All construction projects should be identified and updated into the CIP schedules on a monthly basis in coordination with the Construction and Facilities Management department as to when projects are started and completed. Subsidiary ledgers should be reviewed and updated on quarterly basis to ensure that all depreciable assets are properly depreciating.

2021-02 Payroll Controls

Criteria—Payroll transactions should be approved, recorded, processed, and remitted in accordance with applicable District Policies. At a minimum, the following controls over the human resources and payroll processes should exist: assignment of hourly as-needed positions should be reviewed and approved annually, including verification of budget availability and propriety of coding, supporting documentation for actual hours worked and paid should be maintained for all hourly employees, and supplemental pay should be limited to approved bargained supplements for union employees, with each supplement available to be applied for by all staff equitably each year.

Condition—During the course of our audit, we were notified by the District of a circumvention of approved payroll policies and processes, in which a) certain hourly as-needed positions were being rolled forward annually rather than being re-assigned for each school year, b) these hourly as-needed positions were being coded to a funding source which was not appropriate based on the nature of the positions, and c) timesheets for the hourly as-needed employees paid under these assignments were not being maintained accurately, and were instead being prepared, approved, and submitted by the employees' supervisor (principal) based on a fixed dollar value (meant to approximate additional supplemental pay items) divided by the applicable employee's hourly rate, applied on a per-pay-period basis, regardless of actual hours worked by the employee.

**LEON COUNTY DISTRICT SCHOOL BOARD
SUMMARY OF FINDINGS AND QUESTIONED COSTS
FOR THE YEAR ENDED JUNE 30, 2021**

Cause—Controls over the payroll process were not functioning properly. As a result of lack of mitigating controls over the payroll process, hourly as-needed positions were not being cleared and re-filled annually, timesheets were not being accurately maintained for many of these employees, hourly as-needed pay was being coded to improper cost centers based on the nature of the services provided, and hourly as-needed positions were utilized to provide un-bargained supplemental pay to union employees.

Effect—Material misstatements and/or fraud can result when controls over the payroll process are not properly designed and implemented. Without proper oversight over the assignment, funding source, and timekeeping related to hourly as-needed positions and pay, District payroll policies can be circumvented and may result in employees improperly receiving unearned or unapproved pay.

Recommendation—We recommend that controls be implemented to ensure that all hourly as-needed positions are re-assigned each year, and that the coding and funding source are reviewed and approved by District finance personnel at the time of the assignment. Additionally, we recommend that detailed, approved timesheets be required for all hourly as-needed positions prior to payment for hours worked, and that the timesheets be maintained by the District rather than at each individual school site.

**INDEPENDENT ACCOUNTANTS' REPORT ON COMPLIANCE
WITH FLORIDA STATUTES, SECTION 218.415 – INVESTMENTS OF PUBLIC FUNDS**

Leon County District School Board and
Superintendent
Tallahassee, Florida

We have examined the Leon County District School Board's (the District) compliance with the Section 218.415, Florida Statutes, during the fiscal year ended June 30, 2021. Management is responsible for the District's compliance with those requirements. Our responsibility is to express an opinion on the District's compliance based on our examination.

Our examination was conducted in accordance with attestation standards established by the American Institute of Certified Public Accountants. Those standards require that we plan and perform the examination to obtain reasonable assurance about whether the District complied, in all material respects, with the requirements referenced above. An examination involves performing procedures to obtain evidence about whether the District complied with the specified requirements. The nature, timing, and extent of the procedures selected depend on our judgment, including an assessment of the risks of material non-compliance, whether due to fraud or error. We believe that the evidence we obtained is sufficient and appropriate to provide a reasonable basis for our opinion.

Our examination does not provide a legal determination on the District's compliance with specified requirements.

In our opinion, the District complied, in all material respects, with the aforementioned requirements during the fiscal year ended June 30, 2021.

This report is intended solely for the information and use of the Leon County District School Board, and applicable management, and is not intended to be and should not be used by anyone other than these specified parties.



January 28, 2022
Tallahassee, Florida

MANAGEMENT LETTER

Leon County District School Board and
Superintendent
Tallahassee, Florida

Report on the Financial Statements

We have audited the financial statements of the Leon County District School Board (the District), as of and for the fiscal year ended June 30, 2021, and have issued our report thereon dated January 28, 2022. Our report includes a reference to other auditors who audited the financial statements of the aggregate discretely presented component units, as described in our report on the District's financial statements. This report does not include matters related to these separate audits.

Auditor's Responsibility

We conducted our audit in accordance with auditing standards generally accepted in the United States of America; the standards applicable to financial audits contained in *Government Auditing Standards*, issued by the Comptroller General of the United States; the audit requirements of Title 2 U.S. *Code of Federal Regulations* Part 200, *Uniform Administrative Requirements, Cost Principles and Audit Requirements for Federal Awards* (Uniform Guidance); and Chapter 10.800, *Rules of the Auditor General*.

Other Reporting Requirements

We have issued our Independent Auditor's Report on Internal Control over Financial Reporting and on Compliance and Other Matters Based on an Audit of Financial Statements Performed in Accordance with *Government Auditing Standards*, Independent Auditor's Report on Compliance for Each Major Federal Program and on Internal Control over Compliance Required by the Uniform Guidance, Schedule of Findings and Questioned Costs, and our Independent Accountants' Report on an examination conducted in accordance with *AICPA Professional Standards*, AT-C Section 315, regarding compliance requirements in accordance with Chapter 10.800, *Rules of the Auditor General*. Disclosures in those reports and schedule, which are dated January 28, 2022, should be considered in conjunction with this management letter.

Prior Audit Findings

Section 10.804(1)(f)1., *Rules of the Auditor General*, requires that we determine whether or not corrective actions have been taken to address findings and recommendations made in the preceding annual financial audit report. There were no findings or recommendations made in the preceding annual financial audit report.

Financial Condition and Management

Section 10.804(1)(f)2., *Rules of the Auditor General*, requires us to communicate whether or not the District has met one or more of the conditions described in Section 218.503(1), Florida Statutes, and to identify the specific condition(s) met. In connection with our audit, we determined that the District did not meet any of the conditions described in Section 218.503(1), Florida Statutes.

CERTIFIED PUBLIC ACCOUNTANTS

Gainesville | Ocala | Tallahassee | Sarasota | Orlando | Lakeland
purvisgray.com

Members of American and Florida Institutes of Certified Public Accountants

An Independent Member of the BDO Alliance USA

Leon County District School Board and
Superintendent
Tallahassee Florida

MANAGEMENT LETTER

Pursuant to Sections 10.804(1)(f)5.a. and 10.805(7), *Rules of the Auditor General*, we applied financial condition assessment procedures for the District. It is management's responsibility to monitor the District's financial condition, and our financial condition assessment was based in part on representatives made by management and the review of financial information provided by same.

Section 10.804(1)(f)3., *Rules of the Auditor General*, requires that we communicate any recommendations to improve financial management. In connection with our audit, we did not have any such recommendations.

Transparency

Section 10.804(1)(f)6., *Rules of the Auditor General*, requires that we communicate the results of our determination as to whether the District maintains on its Web site the information specified in Section 1011.035, Florida Statutes, (Section 1011.035, Florida Statutes, provides that district school boards shall prominently post on their Web site a plain language version of each proposed, tentative, and official budget that describes each budget item in terms that are easily understandable to the public). In connection with our audit, we determined that the District maintained on its Web site the information specified in Section 1011.035, *Florida Statutes*.

Additional Matters

Section 10.804(1)(f)4., *Rules of the Auditor General*, requires us to communicate non-compliance with provisions of contracts or grant agreements, or abuse, that has occurred, or is likely to have occurred, that have an effect on the financial statements that is less than material but which warrants the attention of those charged with governance. In connection with our audit, we did not have any such findings.

Purpose of this Letter

Our management letter is intended solely for the information and use of the Legislative Auditing Committee, members of the Florida Senate and the Florida House of Representatives, the Florida Auditor General, Federal and other granting agencies, District School Board members, and applicable management and is not intended to be and should not be used by anyone other than these specified parties.



January 28, 2022
Tallahassee, Florida

BOARD CHAIR

Darryl Jones

BOARD VICE CHAIR

Alva Swafford Striplin



BOARD MEMBERS

Rosanne Wood

DeeDee Rasmussen

Georgia "Joy" Bowen

SUPERINTENDENT

Rocky Hanna

January 25, 2022

Auditor General's Office

Local Government Section

Claude Denson Pepper Building

111 West Madison Street

Tallahassee, Florida 32399-1450

Dear Sherrill F. Norman,

The Leon County School Board's external audit firm, Purvis Gray & Company, has concluded the audit of the District Financial Statements for the fiscal year ending June 30, 2021. The District has again received an unmodified opinion. An unmodified opinion is the highest level of assurance that can be provided by a certified public accounting firm; indicating that the 2020-2021 financial statements for Leon County School District are presented fairly, in all material respects, in accordance with generally accepted accounting principles.

The information below details the District's management responses and/or corrective actions to address each audit comment. Please note that appropriate corrective actions are currently underway.

2021-01 Capital Assets

The District will continue to work with the Construction and Facilities Management Department on their processes and procedures to ensure that all construction projects are identified and updated into the CIP schedules. In addition, the Finance Department will conduct a quarterly reconciliation with a staff member in the Construction and Facilities Department who is accounting for each project on a spreadsheet with key information needed for accounting in Skyward.

2021-02 Payroll Controls

The District has adopted and implemented several safeguards to ensure this issue will not occur again. All principals have been retrained on the limitations and allowable use of Advanced Placement funds. True-time time keeping system is currently being deployed to all of our schools, beginning with our high schools; to ensure accurate time tracking for all hourly positions. In addition, Human Resources and School Management have

2757 W. Pensacola Street, Tallahassee, FL 32304 • Phone (850) 487-7100 • www.leonschools.net

"The Leon County School District does not discriminate against any person on the basis of sex (including transgender status, gender nonconforming, and gender identity), marital status, sexual orientation, race, religion, ethnicity, national origin, age, color, pregnancy, disability, military status, or genetic information."

Building the Future Together

worked together to implement several additional controls that limit hourly positions and use of supplements to only bargained supplements.

The Leon County School District will continue to work diligently to fully implement corrective actions as outlined above. Please feel free to contact me directly with questions, concerns or if additional information is needed.

Sincerely,

A handwritten signature in blue ink that reads "Rocky Hanna". The signature is written in a cursive style with a large initial "R".

Rocky Hanna
Superintendent

PURVIS GRAY

CERTIFIED PUBLIC ACCOUNTANTS

Gainesville | Ocala | Tallahassee | Sarasota | Orlando | Lakeland

purvisgray.com