



Santa Rosa County District School Board

FINANCIAL STATEMENTS

June 30, 2024



	Page
REPORT	
Independent Auditor’s Report	1
FINANCIAL STATEMENTS	
Management’s Discussion and Analysis (required supplementary information)	4
Basic Financial Statements	
Government-Wide Financial Statements	
Statement of Net Position	13
Statement of Activities	14
Fund Financial Statements – Governmental Funds	
Balance Sheet	16
Reconciliation of the Balance Sheet to the Statement of Net Position	18
Statement of Revenues, Expenditures and Changes in Fund Balances.....	19
Reconciliation of the Statement of Revenues, Expenditures and Changes in Fund Balances of Governmental Funds to the Statement of Activities.....	21
Fund Financial Statements - Proprietary Funds	
Statement of Net Position	22
Statement of Revenues, Expenses and Changes in Net Position	23
Statement of Cash Flows	24
Fund Financial Statements – Fiduciary Funds	
Statement of Fiduciary Net Position.....	25
Statement of Changes in Fiduciary Net Position	26
Notes to Financial Statements	27
Required Supplementary Information (other than MD&A)	
Budget to Actual Comparison Schedule – General Fund.....	65



	Page
Budget to Actual Comparison Schedule – Special Revenue – Food Service Fund.....	66
Budget to Actual Comparison Schedule – Special Revenue – Other Federal Projects Fund	67
Budget to Actual Comparison Schedule – Special Revenue – Federal Education Stabilization Fund	68
Schedule of Changes in the Total OPEB Liability and Related Ratios	69
Schedule of the District’s Proportionate Share of Net Pension Liability – Florida Retirement System Pension Plan.....	70
Schedule of District Contributions – Florida Retirement System Pension Plan	71
Schedule of the District’s Proportionate Share of Net Pension Liability – Health Insurance Subsidy Pension Plan	72
Schedule of District Contributions – Health Insurance Subsidy Pension Plan.....	73
Notes to Required Supplementary Information	74
OTHER INFORMATION	
Schedule of Expenditures of Federal Awards	76
Notes to Schedule of Expenditures of Federal Awards	79
COMPLIANCE SECTION	
Independent Auditor’s Report on Internal Control Over Financial Reporting and on Compliance and Other Matters Based on and Audit of Financial Statements Performed in Accordance with <i>Government Auditing Standards</i>	80
Independent Auditor’s Report on Report on Compliance with Requirements Applicable to Each Major Program and Internal Control Over Compliance required By the Uniform Guidance	82
Schedule of Findings and Questioned Costs	85
Summary Schedule of Prior Audit Findings.....	87
Management Letter	88
Attestation Report on Compliance with Section 218.415 Florida Statutes.....	90



Carr, Riggs & Ingram
189 Eglin Parkway NE
2nd Floor
Fort Walton Beach, FL 32548

850.244.8395
850.424.7139 (fax)
CRLadv.com

CARR, RIGGS & INGRAM, L.L.C.

INDEPENDENT AUDITOR'S REPORT

To the Santa Rosa County District School Board and
Dr. Karen Barber, Superintendent of Schools
Milton, Florida

Report on the Audit of the Financial Statements

Opinions

We have audited the accompanying financial statements of the governmental activities, the aggregate discretely presented component units, each major fund, and the aggregate remaining fund information of the Santa Rosa County District School Board, Florida (hereinafter referred to as "District"), as of and for the year ended June 30, 2024, and the related notes to the financial statements, which collectively comprise the District's basic financial statements as listed in the table of contents.

In our opinion, based on our audit and the reports of other auditors, the financial statements referred to above present fairly, in all material respects, the respective financial position of the governmental activities, the aggregate discretely presented component units, each major fund, and the aggregate remaining fund information of the Santa Rosa County District School Board, Florida as of June 30, 2024, and the respective changes in financial position thereof for the fiscal year then ended in accordance with accounting principles generally accepted in the United States of America.

We did not audit the financial statements of the aggregate discretely presented component units, which represent 100 percent of the transactions and account balances of the aggregate discretely presented component units columns. The financial statements of the aggregate discretely presented component units were audit by other auditors whose reports have been furnished to us, and our opinions, insofar as they relate to the amounts included for those financial statements, are based solely on the reports of the other auditors.

Basis for Opinions

We conducted our audit in accordance with auditing standards generally accepted in the United States of America and the standards applicable to the financial audits contained in *Government Auditing Standards*, issued by the Comptroller General of the United States. Our responsibilities under those standards are further described in the Auditor's Responsibilities for the Audit of the Financial Statements section of our report. We are required to be independent of the District and to meet our other ethical responsibilities, in accordance with the relevant ethical requirements relating to our audit. We believe that the audit evidence we have obtained is sufficient and appropriate to provide a basis for our audit opinions.

Responsibilities of Management for the Financial Statements

Management is responsible for the preparation and fair presentation of these financial statements in accordance with accounting principles generally accepted in the United States of America, and for the design, implementation, and maintenance of internal control relevant to the preparation and fair

presentation of financial statements that are free from material misstatement, whether due to fraud or error.

In preparing the financial statements, management is required to evaluate whether there are conditions or events, considered in the aggregate, that raise substantial doubt about the District's ability to continue as a going concern for twelve months beyond the financial statement date, including any currently known information that may raise substantial doubt shortly thereafter.

Auditor's Responsibilities for the Audit of the Financial Statements

Our objectives are to obtain reasonable assurance about whether the financial statements as a whole are free from material misstatement, whether due to fraud or error, and to issue an auditor's report that includes our opinions. Reasonable assurance is a high level of assurance but is not absolute assurance and therefore is not a guarantee that an audit conducted in accordance with generally accepted auditing standards and *Government Auditing Standards* will always detect a material misstatement when it exists. The risk of not detecting a material misstatement resulting from fraud is higher than for one resulting from error, as fraud may involve collusion, forgery, intentional omissions, misrepresentations, or the override of internal control. Misstatements are considered material if there is a substantial likelihood that, individually or in the aggregate, they would influence the judgment made by a reasonable user based on the financial statements.

In performing an audit in accordance with generally accepted auditing standards and *Government Auditing Standards*, we:

- Exercise professional judgment and maintain professional skepticism throughout the audit.
- Identify and assess the risks of material misstatement of the financial statements, whether due to fraud or error, and design and perform audit procedures responsive to those risks. Such procedures include examining, on a test basis, evidence regarding the amounts and disclosures in the financial statements.
- Obtain an understanding of internal control relevant to the audit in order to design audit procedures that are appropriate in the circumstances, but not for the purpose of expressing an opinion on the effectiveness of the District's internal control. Accordingly, no such opinion is expressed.
- Evaluate the appropriateness of accounting policies used and the reasonableness of significant accounting estimates made by management, as well as evaluate the overall presentation of the financial statements.
- Conclude whether, in our judgment, there are conditions or events, considered in the aggregate, that raise substantial doubt about the District's ability to continue as a going concern for a reasonable period of time.

We are required to communicate with those charged with governance regarding, among other matters, the planned scope and timing of the audit, significant audit findings, and certain internal control-related matters that we identified during the audit.

Required Supplementary Information

Accounting principles generally accepted in the United States of America require that management's discussion and analysis and required supplementary information (other than MD&A), as listed in the table of contents, be presented to supplement the basic financial statements. Such information is the responsibility of management and, although not a part of the basic financial statements, is required by the Governmental

Accounting Standards Board who considers it to be an essential part of financial reporting for placing the basic financial statements in an appropriate operational, economic, or historical context. We and other auditors have applied certain limited procedures to the required supplementary information in accordance with auditing standards generally accepted in the United States of America, which consisted of inquiries of management about the methods of preparing the information and comparing the information for consistency with management's responses to our inquiries, the basic financial statements, and other knowledge we obtained during our audit of the basic financial statements. We do not express an opinion or provide any assurance on the information because the limited procedures do not provide us with sufficient evidence to express an opinion or provide any assurance.

Supplementary Information

Our audit was conducted for the purpose of forming opinions on the financial statements that collectively comprise the District's basic financial statements. The accompanying schedule of expenditures of federal awards, as required by Title 2 U.S. *Code of Federal Regulations* (CFR) Part 200, *Uniform Administrative Requirements, Cost Principles, and Audit Requirements for Federal Awards*, is presented for purposes of additional analysis and is not a required part of the basic financial statements. Such information is the responsibility of management and was derived from and relates directly to the underlying accounting and other records used to prepare the basic financial statements. The information has been subjected to the auditing procedures applied in the audit of the basic financial statements and certain additional procedures, including comparing and reconciling such information directly to the underlying accounting and other records used to prepare the basic financial statements or to the basic financial statements themselves, and other additional procedures in accordance with auditing standards generally accepted in the United States of America. In our opinion, the schedule of expenditures of federal awards is fairly stated in all material respects in relation to the basic financial statements as a whole.

Other Reporting Required by Government Auditing Standards

In accordance with *Government Auditing Standards*, we have also issued a report dated March 28, 2025, on our consideration of the District's internal control over financial reporting and our tests of its compliance with certain provisions of laws, regulations, contracts and grant agreements and other matters. The purpose of that report is solely to describe the scope of our testing of internal control over financial reporting and compliance and the results of that testing, and not to provide an opinion on the effectiveness of the District's internal control over financial reporting or on compliance. That report is an integral part of an audit performed in accordance with *Government Auditing Standards* in considering the District's internal control over financial reporting and compliance.

Carr, Riggs & Ingram, L.L.C.

CARR, RIGGS & INGRAM, LLC

Fort Walton Beach, Florida

March 28, 2025

Management's Discussion and Analysis

Santa Rosa County District School Board Management's Discussion and Analysis

The Management of the Santa Rosa County District School Board has prepared the following discussion and analysis to provide an overview of the District's financial activities for the fiscal year ended June 30, 2024. The information contained in the Management's Discussion and Analysis (MD&A) is intended to highlight significant transactions, events, and conditions, and should be considered in conjunction with the District's financial statements and notes to the financial statements found immediately following the MD&A.

FINANCIAL HIGHLIGHTS

Key financial highlights for the 2023-24 fiscal year are as follows:

- As of June 30, 2024, assets and deferred outflows of resources exceed liabilities and deferred inflows of resources by \$230,723,003.
- The District's net position increased by \$1,462,089, which represents a 0.60 percent increase from the prior fiscal year.
- General revenues total \$352,386,524, or 94.4 percent of all revenues. Program specific revenues in the form of charges for services, operating grants and contributions, and capital grants and contributions total \$20,921,377, or 5.6 percent of all revenues.
- Expenses total \$371,845,812. Only \$20,921,377 of these expenses was offset by program specific charges, with the remaining paid from general revenues.
- At the end of the current fiscal year, the fund balance of the general fund totals \$30,065,848, which is \$4,429,157 more than the prior fiscal year balance. The general fund assigned and unassigned fund balances total \$19,719,459, or 7.3 percent of total general fund revenues.

OVERVIEW OF THE FINANCIAL STATEMENTS

The basic financial statements consist of three components: 1) government-wide financial statements; 2) fund financial statements; and 3) notes to financial statements. This report also includes supplementary information intended to furnish additional details to support the basic financial statements.

Government-wide Financial Statements

The government-wide financial statements provide both short-term and long-term information about the District's overall financial condition in a manner similar to those of a private-sector business. The statements include a statement of net position and a statement of activities that are designed to provide consolidated financial information about the governmental activities of the District presented on the accrual basis of accounting. The statement of net position provides information about the District's financial position, and its assets and liabilities using an economic resources measurement focus. The difference between the assets and liabilities, the net position, is a measure of the financial

Santa Rosa County District School Board Management's Discussion and Analysis

health of the District. The statement of activities presents information about the change in the District's net position, the results of operations, during the fiscal year. An increase or decrease in net position is an indication of whether the District's financial health is improving or deteriorating. This information should be evaluated in conjunction with other non-financial factors, such as changes in the District's property tax base, student enrollment, and the condition of the District's capital assets, including its school buildings and administrative facilities.

The government-wide statements present the District's activities in the following categories:

- **Governmental activities** – This represents most of the District's services, including its educational programs: basic, vocational, adult, and exceptional education. Support functions such as transportation and administration are also included. Local property taxes and the State's education finance program provide most of the resources that support these activities.
- **Component units** – The District presents three separate legal entities in this report. The Learning Academy, Inc. and Coastal Connections Academy charter schools are legally separate organizations and component units that are included in this report because they meet the criteria for inclusion provided by generally accepted accounting principles. Financial information for these component units is reported separately from the financial information presented for the primary government. The Santa Rosa School Board Leasing Corporation (Leasing Corporation), although also a legally separate entity, was formed to facilitate financing for the acquisition of facilities and equipment for the District. Due to the substantive economic relationship between the District and the Leasing Corporation, the Leasing Corporation has been included as an integral part of the primary government.

Fund Financial Statements

Fund financial statements are one of the components of the basic financial statements. A fund is a grouping of related accounts that is used to maintain control over resources that have been segregated for specific activities or objectives. The District uses fund accounting to ensure and demonstrate compliance with finance-related legal requirements and prudent fiscal management. Certain funds are established by law while others are created by legal agreements, such as bond covenants. Fund financial statements provide more detailed information about the District's financial activities, focusing on its most significant or "major" funds rather than fund types. This is in contrast to the entity-wide perspective contained in the government-wide statements. All of the District's funds may be classified within one of the broad categories discussed below.

Governmental Funds: Governmental funds are used to account for essentially the same functions reported as governmental activities in the government-wide financial statements. However, unlike the government-wide financial statements, governmental fund financial statements focus on near-term inflows and outflows of spendable resources, as well as on balances of spendable resources available at the end of the fiscal year. Such information may be useful in assessing a government's near-term financing requirements.

Santa Rosa County District School Board Management's Discussion and Analysis

Because the focus of governmental funds is narrower than that of the government-wide financial statements, it is useful to compare the information presented for governmental funds with similar information presented for governmental activities in the government-wide financial statements. By doing so, readers may better understand the long-term impact of the government's near-term financing decisions. Both the governmental funds balance sheet and the governmental funds statement of revenues, expenditures, and changes in fund balances provide a reconciliation to facilitate this comparison between governmental funds and governmental activities.

The governmental funds balance sheet and statement of revenues, expenditures, and changes in fund balances provide detailed information about the District's most significant funds. The District's major funds are the General Fund, the Special Revenue – Food Service Fund, the Special Revenue – Other Federal Programs Fund, the Special Revenue - Federal Education Stabilization Fund, the Capital Projects – Local Capital Improvement Fund, and the Capital Projects – Other Fund. Data from the other governmental funds are combined into a single, aggregated presentation.

The District adopts an annual appropriated budget for its governmental funds. A budgetary comparison schedule has been provided for the General Fund and major special revenue funds to demonstrate compliance with the budget.

Proprietary Funds: Proprietary funds may be established to account for activities in which a fee is charged for services. Internal service funds, a type of proprietary fund, are used to report activities that provide goods and services to support the District's other programs and functions through user charges. The District uses an internal service fund to account for the District's self-insurance program. Since these services predominantly benefit governmental rather than business-type functions, the internal service fund has been included within governmental activities in the government-wide financial statements

Fiduciary Funds: Fiduciary funds are used to report assets held in a trustee or fiduciary capacity for the benefit of external parties, such as student activity funds. Fiduciary funds are not reflected in the government-wide statements because the resources are not available to support the District's own programs. In its fiduciary capacity, the District is responsible for ensuring that the assets reported in these funds are used only for their intended purposes.

The District uses custodial funds to account for resources of the District's pre-tax flexible benefits plan and moneys collected at schools in connection with school, student athletic, class, and club activities.

Notes to Financial Statements

The notes provide additional information that is essential for a full understanding of the data provided in the government-wide and fund financial statements.

Other Information

In addition to the basic financial statements and accompanying notes, this report also presents required supplementary information concerning the District's other postemployment benefits and net pension liabilities.

Santa Rosa County District School Board Management’s Discussion and Analysis

GOVERNMENT-WIDE FINANCIAL ANALYSIS

As noted earlier, net position over time may serve as a useful indication of government’s financial health. The following is a summary of the District’s net position as of June 30, 2024 compared to June 30, 2023:

	Governmental Activities		
	06/30/24	06/30/23	Increase (Decrease)
Current and Other Assets	\$ 173,176,943	\$ 109,522,911	\$ 63,654,032
Other Assets	385,490,671	355,842,287	29,648,384
Total Assets	558,667,614	465,365,198	93,302,416
Deferred outflows of resources	51,468,220	57,253,307	(5,785,087)
Long-term Liabilities	341,567,357	260,283,008	81,284,349
Other Liabilities	17,433,112	15,703,565	1,729,547
Total Liabilities	359,000,469	275,986,573	83,013,896
Deferred inflows of resources	20,412,362	17,371,018	3,041,344
Net Position:			
Net Investment in Capital Assets	319,649,862	292,412,457	27,237,405
Restricted	121,481,512	63,718,558	57,762,954
Unrestricted Deficit	(210,408,371)	(126,870,101)	(83,538,270)
Total Net Position	\$ 230,723,003	\$ 229,260,914	\$ 1,462,089

The largest portion of the District’s net position reflects its investment in capital assets (e.g., land; buildings; furniture, fixtures, and equipment), less any related debt still outstanding. The District uses these capital assets to provide services to students; consequently, these assets are not available for future spending. Although the investment in capital assets is reported net of related debt, the resources used to repay the debt must be provided from other sources, since the capital assets cannot be used to liquidate these liabilities.

The restricted portion of the District’s net position represents resources that are subject to external restrictions on how they may be used. The deficit unrestricted net position is the result, in part, of accruing long-term liabilities. (e.g., debt, subscription arrangement payable, compensated absences payable, net pension liability, and other postemployment benefits liability). The unrestricted net deficit increased by \$83,538,270 from the prior year primarily as a result of the following:

- Cash and cash equivalents increased approximately \$66.7 million.
- Deferred outflows of resources related to pensions decreased approximately \$5.6 million.
- Deferred inflows of resources related to pensions increased approximately \$3.2 million.
- Net pension liability increased approximately \$20.5 million.
- Long-term debt increased approximately \$61.2 million.

Santa Rosa County District School Board Management's Discussion and Analysis

The key elements of the changes in the District's net position for the fiscal year ended June 30, 2024, as compared to June 30, 2023, are as follows:

Operating Results for the Fiscal Year Ended

	Governmental Activities		
	06/30/24	06/30/23	Increase (Decrease)
Program Revenues:			
Charges for Services	\$ 9,228,649	\$ 8,916,768	\$ 311,881
Operating Grants and Contributions	10,492,260	11,581,472	(1,089,212)
Capital Grants and Contributions	1,200,468	1,172,966	27,502
General Revenues:			
Property Taxes Levied for Operational Purposes	70,432,823	64,236,994	6,195,829
Property Taxes Levied for Capital Projects	26,771,870	23,727,614	3,044,256
Local Sales Taxes	15,648,557	15,438,024	210,533
Grants and Contributions Not Restricted to Specific Purposes	224,349,622	220,151,845	4,197,777
Unrestricted Investment Earnings	6,457,387	2,960,029	3,497,358
Miscellaneous	8,726,265	8,493,021	233,244
Total Revenues	373,307,901	356,678,733	16,629,168
Functions/Program Expenses:			
Instruction	\$ 211,348,143	\$ 192,185,209	\$ 19,162,934
Pupil Personnel Services	17,977,437	14,687,404	3,290,033
Instructional Media Services	3,150,299	2,868,453	281,846
Instruction and Curriculum Development Services	10,897,491	9,165,333	1,732,158
Instructional Staff Training	2,290,391	2,512,501	(222,110)
Instruction Related Technology	3,593,312	4,185,939	(592,627)
School Board	698,518	640,694	57,824
General Administration	2,398,004	2,422,372	(24,368)
School Administration	20,828,369	18,603,552	2,224,817
Facilities Acquisition and Construction	2,239,320	3,845,945	(1,606,625)
Fiscal Services	1,918,871	1,915,171	3,700
Food Services	15,098,822	14,004,812	1,094,010
Central Services	4,244,716	3,220,919	1,023,797
Pupil Transportation Services	15,143,835	15,169,194	(25,359)
Operation of Plant	24,618,046	20,029,263	4,588,783
Maintenance of Plant	6,536,953	5,314,003	1,222,950
Administrative Technology Services	6,765,603	6,145,673	619,930
Community Services	5,008,006	4,455,639	552,367
Interest on Long-term Debt	5,743,884	2,191,750	3,552,134
Unallocated Depreciation Expense	11,345,792	10,422,418	923,374
Total Functions/Program Expenses	371,845,812	333,986,244	\$ 37,859,568
Change in Net Position	1,462,089	22,692,489	(21,230,400)
Net Position - Beginning	229,260,914	206,568,425	22,692,489
Net Position - Ending	\$ 230,723,003	\$ 229,260,914	\$ 1,462,089

Santa Rosa County District School Board Management’s Discussion and Analysis

Property taxes levied for operational purposes increased \$6,195,829, or 9.7 percent, primarily due to an increase in property values and an increase in the number of properties begin taxed. Grants and contributions not restricted to specific programs represent 60 percent of total revenues in the 2023-24 fiscal year.

Instruction expenses represent 56.8 percent of total governmental expenditures for the 2023-24 fiscal year. Instruction expenses increased \$19,162,934 or 10.0 percent, primarily due to increases in salaries and benefits, purchased services, and materials.

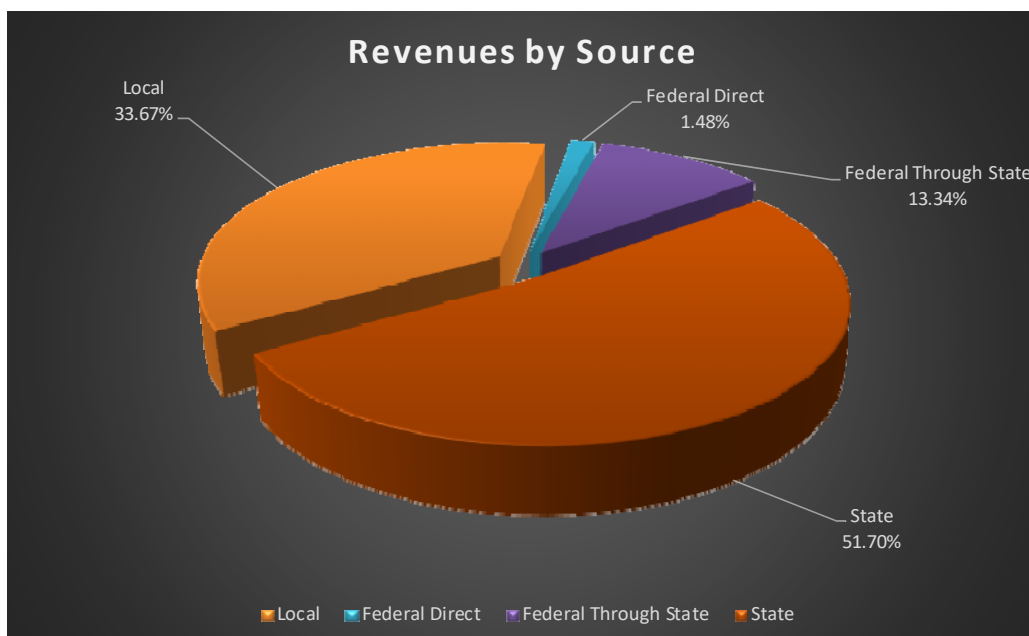
FINANCIAL ANALYSIS OF THE DISTRICT’S FUNDS

Governmental Funds

The focus of the District’s governmental funds is to provide information on near-term inflows, outflows, and balances of spendable resources. Such information is useful in assessing the District’s financing requirements. Specifically, unassigned fund balance may serve as a useful measure of a government’s net resources available for discretionary use as it represents the portion of fund balance that has not been limited to a particular purpose by an external party, the District, or a group or individual delegated authority by the Board to assign resources for particular purposes.

The total fund balances of governmental funds decreased by \$59,902,216 during the fiscal year to \$142,688,003 at June 30, 2024. Of the total fund balance, \$18,102,932, or 12.7 percent, is unassigned fund balance, which is available for spending at the District’s discretion; \$147,793 is nonspendable; \$121,434,975 is restricted; \$1,385,776 is committed; and \$1,616,527 is assigned.

In the governmental funds, revenues by source for the 2023-24 fiscal year were as follows:



Santa Rosa County District School Board Management's Discussion and Analysis

The largest revenue source is the State of Florida. Revenues from State sources for current operations are primarily received through the FEFP funding formula, Class Size Reduction, Workforce Development, and Voluntary Pre-K funds. State revenues increased by \$9,602,869, or 5.3 percent, primarily due to increases in FEFP funding.

Major Governmental Funds

The General Fund is the District's chief operating fund. At the end of the current fiscal year, unassigned fund balance is \$18,102,932, while the total fund balance is \$30,065,848. As a measure of the General Fund's liquidity, it may be useful to compare the assigned and unassigned fund balance to General Fund total revenues. The total assigned and unassigned fund balance is 7.3 percent of total General Fund revenues, while total fund balance represents 11.1 percent of total General Fund revenues.

Total fund balance increased by \$4,429,157. The key factor impacting the change in fund balance is the significant increase in instructional expenditures.

The Special Revenue – Food Service Fund has a total fund balance of \$16,639,114, which is restricted for the District's food service operations. Of the total fund balance, \$46,537 represents nonspendable inventories. During the fiscal year, total fund balance decreased by \$157,459, or 0.9 percent, as food service revenues continued to outpace expenditures.

The Special Revenue – Other Federal Programs Fund has total revenues of \$19,653,565, transfers in of \$399,645, and expenditures of \$20,053,210. The funding was used to carry out Federal grant activities not associated with the Federal economic stimulus. Revenues and expenditures each increased in the current fiscal year as more grant funds were available to use. Because grant revenues are not recognized until expenditures are incurred, this fund generally does not accumulate a fund balance.

The Special Revenue – Federal Education Stabilization Fund has total revenues and expenditures of \$12,478,972 each. The funding was used for emergency relief to address the impact of COVID-19. Revenues and expenditures decreased in the current fiscal year by \$6,535,405, or 34.4 percent, primarily due to changes in the American Rescue Plan funding. Because grant revenues are not recognized until expenditures are incurred, this fund generally does not accumulate a fund balance.

The Capital Projects – Local Capital Improvement Fund has a total fund balance of \$15,028,333. These funds are restricted for the acquisition, construction, and maintenance of capital assets. The fund balance increased by \$1,672,492, or 12.5 percent, primarily due to an increase in District capital improvement tax collections. Of the total fund balance, \$11,346,475 has been encumbered for specific projects.

The Capital Projects – Other Fund has a total fund balance of \$77,932,522. These funds are restricted for allowable purposes of various capital funding sources. The fund balance increased by \$54,398,818, or 231.1 percent, primarily due to the building of a new school. Of the total fund balance, \$69,532,899 has been encumbered for specific projects.

Santa Rosa County District School Board Management's Discussion and Analysis

Proprietary Fund

The net position of the Internal Service Fund totaled \$15,370,898 at June 30, 2024, of which \$2,000,000 is restricted for a State required safe harbor reserve. The total net position increased by \$4,209,765, or 37.7 percent, primarily due to a decrease in the amount of insurance claims.

GENERAL FUND BUDGETARY HIGHLIGHTS

During the 2023-24 fiscal year, the District amended its General Fund budget several times, which resulted in an increase in total budgeted revenues of \$1,931,875, or 0.7 percent. At the same time, final budgeted expenditures are more than the original budgeted amounts by \$5,425,484 or 1.9 percent.

Actual revenues are in line with the final budgeted amounts while actual expenditures are \$12,563,562, or 4.4 percent, less than final budget amounts primarily due to balances remaining in State categoricals, school based budgets, other restricted projects, and encumbrance balances.

CAPITAL ASSETS AND LONG-TERM DEBT

Capital Assets

The District's investment in capital assets for its governmental activities as of June 30, 2024, is \$385,490,671 (net of accumulated depreciation). This investment in capital assets includes land; land improvements; construction in progress; improvements other than buildings; buildings and fixed equipment; furniture, fixtures, and equipment; motor vehicles; subscription-based information technology arrangements; and audio visual materials and computer software.

Major capital asset events included the following:

- During the current fiscal year, the District completed kitchen and office renovations and energy upgrades.
- At June 30, 2024, construction in progress includes the construction of three new schools.

Additional information on the District's capital assets can be found in Notes I.F.4., II.C., and II.F. to the financial statements.

Long-Term Debt

At June 30, 2024, the District has total long-term debt outstanding of \$120,256,302, composed of \$588,996 of bonds payable and \$119,667,306 of certificates of participation payable. During the current fiscal year, the District added new debt (certificates of participation) totaling \$74,887,827 and retired debt totaling \$13,684,159.

Additional information on the District's long-term debt can be found in Notes I.F.6. and II.H. to the financial statements.

Santa Rosa County District School Board Management's Discussion and Analysis

REQUESTS FOR INFORMATION

This financial report is designed to provide a general overview of District's finances for all those with an interest in the District's finances. Questions concerning information provided in the MD&A or other required supplementary information, and financial statements and notes thereto, or requests for additional information should be addressed to the Assistant Superintendent for Finance, Santa Rosa County District School Board, 5086 Canal Street, Milton, Florida 32570.

Basic Financial Statements

**Santa Rosa County District School Board
Statement of Net Position**

June 30,

2024

	Primary Government	
	Governmental	Component Units
	Activities	
Assets		
Cash and cash equivalents	\$ 169,584,419	\$ 514,228
Investments	12,983	-
Accounts receivable	-	-
Due from other agencies	3,431,748	205,129
Inventories	147,793	-
Capital assets, net	385,490,671	1,396,113
Total assets	558,667,614	2,115,470
Deferred outflows of resources		
Other post employment benefits	1,856,412	-
Pensions	49,539,379	-
Deferred charges on debt refunding	72,429	-
Total deferred outflows of resources	51,468,220	-
Liabilities, deferred inflows of resources and net position		
Accrued salaries and benefits	93,971	52,498
Payroll deductions and withholdings	2,096,447	-
Accounts payable and accrued expenses	3,112,171	151,430
Accrued interest payable	2,317,683	-
Deposits payable	460,483	-
Due to other agencies	128,248	19,963
Construction contracts retainage payable	1,213,210	-
Estimated unpaid claims - self-insurance programs	2,132,000	-
Advanced revenue	5,878,899	-
Long-term liabilities:		
Portion due within one year	14,922,552	142,955
Portion due after one year	326,644,805	421,529
Total liabilities	359,000,469	788,375
Deferred inflows of resources		
Deficit net carrying amount of debt refunding	165,523	-
Deferred revenue	2,613	-
Other post employment benefits	8,838,463	-
Pensions	11,405,763	-
Total deferred inflows of resources	20,412,362	-
Net Position		
Net investment in capital assets	319,649,862	831,629
Restricted for:		
State categorical programs	8,859,357	-
Food service	16,639,114	-
Capital projects	93,266,966	-
Debt service	2,716,075	-
Unrestricted	(210,408,371)	495,466
Total net position	\$ 230,723,003	\$ 1,327,095

The accompanying footnotes are an integral part of these financial statements.

**Santa Rosa County District School Board
Statement of Activities**

For the year ended June 30,

2024

Functions/Programs	Expenses	Program Revenue			Net (Expense) Revenue and Changes in Net Position	
		Charges for Services	Operating Grants and Contributions	Capital Grants and Contributions	Primary Government	
					Governmental Activities	Component Units
Primary government						
Governmental Activities						
Instruction	\$ 211,348,143	\$ 886,867	\$ -	\$ -	\$ (210,461,276)	\$ -
Pupil personnel services	17,977,437	-	-	-	(17,977,437)	-
Instructional media services	3,150,299	-	-	-	(3,150,299)	-
Instruction and curriculum development	10,897,491	-	-	-	(10,897,491)	-
Instructional staff training	2,290,391	-	-	-	(2,290,391)	-
Instruction related technology	3,593,312	-	-	-	(3,593,312)	-
School board	698,518	-	-	-	(698,518)	-
General administration	2,398,004	-	-	-	(2,398,004)	-
School administration	20,828,369	-	-	-	(20,828,369)	-
Facilities acquisition and construction	2,239,320	14,652	-	1,052,941	(1,171,727)	-
Fiscal services	1,918,871	-	-	-	(1,918,871)	-
Food services	15,098,822	5,245,530	10,492,260	-	638,968	-
Central services	4,244,716	-	-	-	(4,244,716)	-
Pupil transportation services	15,143,835	-	-	-	(15,143,835)	-
Operation of the plant	24,618,046	-	-	-	(24,618,046)	-
Maintenance of plant	6,536,953	-	-	-	(6,536,953)	-
Administrative technology services	6,765,603	-	-	-	(6,765,603)	-
Community services	5,008,006	3,081,600	-	-	(1,926,406)	-
Interest on long-term debt	5,743,884	-	-	147,527	(5,596,357)	-
Unallocated depreciation/amortization expense	11,345,792	-	-	-	(11,345,792)	-
Total governmental activities	\$ 371,845,812	\$ 9,228,649	\$ 10,492,260	\$ 1,200,468	(350,924,435)	-

The accompanying footnotes are an integral part of these financial statements.

**Santa Rosa County District School Board
Statement of Activities (Continued)**

For the year ended June 30,

2024

Functions/Programs	Expenses	Program Revenue			Net (Expense) Revenue and Changes in Net Position	
		Charges for Services	Operating Grants and		Primary Government	
			Contributions	Capital Grants and Contributions		Governmental Activities
Component Units						
Nonmajor component units	\$ 3,068,215	\$ -	\$ 191,417	\$ 58,904	-	(2,817,894)
Total component units	\$ 3,068,215	\$ -	\$ 191,417	\$ 58,904	-	(2,817,894)

General revenues:

Taxes:	
Property taxes, levied for general purposes	70,432,823
Property taxes, levied for capital purposes	26,771,870
Local sales tax	15,648,557
Grants and contributions not restricted to specific programs	224,349,622
Investment earnings	6,457,387
Miscellaneous	8,726,265
Total general revenues	352,386,524
Change in net position	1,462,089
Net position - beginning	229,260,914
Net position - ending	\$ 230,723,003

The accompanying footnotes are an integral part of these financial statements.

**Santa Rosa County District School Board
Balance Sheet - Governmental Funds**

June 30,

2024

		Special Revenue				Capital Projects -			
	General Fund	Special Revenue - Food Service 410	Special Revenue - Other Federal projects 420	Special Revenue - Federal Education Stabilization Fund 440	Local Capital Improvement 370	Capital Projects - Other Capital Projects 390	Other Governmental Funds	Total Governmental Funds	
Assets									
Cash and cash equivalents	\$ 32,415,517	\$ 16,742,141	\$ 84,327	\$ 257,421	\$ 15,995,714	\$ 77,343,584	\$ 2,980,507	\$ 145,819,211	
Investments	-	-	-	-	-	-	12,983	12,983	
Due from other funds	257,558	-	-	-	-	-	-	257,558	
Due from other agencies	660,208	241,666	901,340	440,623	4,073	1,077,134	37,596	3,362,640	
Inventory	101,256	46,537	-	-	-	-	-	147,793	
Total assets	\$ 33,434,539	\$ 17,030,344	\$ 985,667	\$ 698,044	\$ 15,999,787	\$ 78,420,718	\$ 3,031,086	\$ 149,600,185	
Liabilities, deferred inflows of resources and fund balances									
Liabilities:									
Accrued salaries and benefits	\$ 30,427	\$ 108	\$ 58,003	\$ 5,420	\$ -	\$ -	\$ -	\$ 93,958	
Payroll deductions and withholdings	1,615,479	260	163,421	313,229	-	-	-	2,092,389	
Accounts payable	1,515,456	132,428	444,474	318,638	68,844	177,596	6,287	2,663,723	
Deposits payable	202,049	258,434	-	-	-	-	-	460,483	
Due to other agencies	5,280	-	62,211	60,757	-	-	-	128,248	
Due to other funds	-	-	257,558	-	-	-	-	257,558	
Construction contracts payable - retainage	-	-	-	-	902,610	310,600	-	1,213,210	
Total liabilities	3,368,691	391,230	985,667	698,044	971,454	488,196	6,287	6,909,569	
Deferred inflows of resources:									
Unavailable revenue	-	-	-	-	-	-	2,613	2,613	
Total deferred inflows of resources	-	-	-	-	-	-	2,613	2,613	

(continued)

The accompanying footnotes are an integral part of these financial statements.

**Santa Rosa County District School Board
Balance Sheet - Governmental Funds (Continued)**

June 30,

2024

	General Fund	Special Revenue - Food Service 410	Special Revenue - Other Federal projects 420	Special Revenue - Federal Education Stabilization Fund 440	Capital Projects - Local Capital Improvement 370	Capital Projects - Other Capital Projects 390	Other Governmental Funds	Total Governmental Funds
Fund Balances:								
Nonspendable:								
Inventory	101,256	46,537	-	-	-	-	-	147,793
Restricted for:								
State required								
carryover programs	8,859,357	-	-	-	-	-	-	8,859,357
Debt service	-	-	-	-	-	-	2,716,075	2,716,075
Capital projects	-	-	-	-	15,028,333	77,932,522	306,111	93,266,966
Food service	-	16,592,577	-	-	-	-	-	16,592,577
Committed to:								
Board approved carryover	1,385,776	-	-	-	-	-	-	1,385,776
Assigned to:								
Office and fee based budgets	1,616,527	-	-	-	-	-	-	1,616,527
Unassigned	18,102,932	-	-	-	-	-	-	18,102,932
Total fund balances	30,065,848	16,639,114	-	-	15,028,333	77,932,522	3,022,186	142,688,003
Total liabilities, deferred inflows of resources and fund balances	\$ 33,434,539	\$ 17,030,344	\$ 985,667	\$ 698,044	\$ 15,999,787	\$ 78,420,718	\$ 3,031,086	\$ 149,600,185

The accompanying footnotes are an integral part of these financial statements.

**Santa Rosa County District School Board
Reconciliation of the Governmental Funds Balance Sheet to the
Statement of Net Position**

<i>June 30,</i>	2024
Total fund balances, governmental funds	\$ 142,688,003
Capital assets, net of accumulated depreciation, used in governmental activities are not financial resources and, therefore, are not reported as assets in the governmental funds.	385,490,671
Deferred charges on debt refundings and deficit net carrying amounts on debt refundings are not expenses in the government-wide statements, but are reported as deferred outflows of resources or deferred inflows of resources and amortized over the life of the debt.	(93,094)
Internal service funds are used by management to charge the costs of risk management services to the individual funds. The assets and liabilities of the internal service funds are included in governmental activities in the statement of net position.	15,370,898
Deferred outflows and inflows are resources related to pensions and other postemployment benefits are applicable to future periods and, therefore, are not reported in the funds.	
Deferred outflows of resources	51,395,791
Deferred inflows of resources	(20,244,226)
Accrued interest payable is not reported in the governmental funds	(2,317,683)
Long term liabilities are not due and payable in the current period and, therefore, are not reported as liabilities in the governmental funds.	(341,567,357)
Total net position - governmental activities	\$ 230,723,003

The accompanying footnotes are an integral part of these financial statements.

Santa Rosa County District School Board
Statement of Revenues, Expenditures and Changes in Fund Balances - Governmental Funds

For the year ended June 30,

2024

	General Fund	Special Revenue					Other Governmental Funds	Total Governmental Funds
		Special Revenue - Food Service 410	Special Revenue - Other Federal projects 420	- Federal Education Stabilization Fund 440	Capital Projects - Local Capital Improvement Tax Fund	Capital Projects - Other Capital Projects 390		
Revenues								
Intergovernmental:								
Federal direct	\$ 1,188,971	\$ -	\$ 4,263,866	\$ -	\$ -	\$ -	\$ -	\$ 5,452,837
Federal through state	964,832	10,382,629	15,389,699	12,478,972	-	-	-	39,216,132
State sources	189,939,766	109,631	-	-	-	141,037	1,182,945	191,373,379
Local sources	79,038,879	7,196,912	-	-	26,774,461	19,434,403	118,924	132,563,579
Total revenues	271,132,448	17,689,172	19,653,565	12,478,972	26,774,461	19,575,440	1,301,869	368,605,927
Expenditures								
Current:								
Instruction	170,317,886	-	12,774,306	7,322,794	-	-	-	190,414,986
Student personnel services	13,204,536	-	1,416,207	1,846,855	-	-	-	16,467,598
Instructional media services	2,797,020	-	25,352	9,000	-	-	-	2,831,372
Instructional and curriculum development services	6,157,396	-	2,784,704	836,149	-	-	-	9,778,249
Instructional staff training services	976,035	-	1,095,066	52,711	-	-	-	2,123,812
Instruction related technology	2,927,624	-	194,146	-	58,066	-	-	3,179,836
Board of education	662,750	-	-	-	-	-	-	662,750
General administration	1,191,287	-	657,551	387,980	-	-	-	2,236,818
School administration	18,085,392	-	338,247	6,000	-	-	-	18,429,639
Facilities acquisition and construction	54,008	-	16,000	-	2,351,573	-	22,294	2,443,875
Fiscal services	1,730,047	-	-	-	-	-	-	1,730,047
Food services	-	14,551,378	-	-	-	-	-	14,551,378
Central services	3,601,913	-	46,149	130,289	-	-	-	3,778,351
Student transportation services	14,789,551	-	23,141	219,193	-	-	-	15,031,885
Operation of plant	24,422,900	-	68,215	99,823	11,706	-	-	24,602,644
Maintenance of plant	4,755,753	-	-	-	910,810	-	-	5,666,563
Administrative technology services	3,734,688	-	-	350,799	1,722,373	-	-	5,807,860

The accompanying footnotes are an integral part of these financial statements.

Santa Rosa County District School Board
Statement of Revenues, Expenditures and Changes in Fund Balances - Governmental Funds

For the year ended June 30,

2024

	General Fund	Special Revenue - Food Service 410	Special Revenue - Other Federal projects 420	Special Revenue - Federal Education Stabilization Fund 440	Capital Projects - Local Capital Improvement Tax Fund	Capital Projects - Other Capital Projects 390	Other Governmental Funds	Total Governmental Funds
Community services	2,822,576	-	588,905	1,170,002	-	-	-	4,581,483
Fixed capital outlay:								
Facilities acquisition and construction	54,773	-	-	-	7,404,867	30,400,813	1,063,197	38,923,650
Other capital outlay	807,890	3,318,104	25,221	47,377	-	-	-	4,198,592
Debt Service:								
Retirement of principal	-	-	-	-	-	-	3,690,000	3,690,000
Interest and fiscal charges	-	-	-	-	-	-	2,871,974	2,871,974
Dues and fees	-	-	-	-	-	-	769,562	769,562
Total expenditures	273,094,025	17,869,482	20,053,210	12,478,972	12,459,395	30,400,813	8,417,027	374,772,924
Excess (deficiency) of revenues over expenditures	(1,961,577)	(180,310)	(399,645)	-	14,315,066	(10,825,373)	(7,115,158)	(6,166,997)
Other financing sources (uses)								
Proceeds of lease-purchase agree	-	-	-	-	-	62,640,000	8,950,000	71,590,000
Premium on lease-purchase agree	-	-	-	-	-	2,360,000	937,828	3,297,828
Sale of capital assets	-	-	-	-	-	10,000	-	10,000
Loss recoveries	16,704	12,525	-	-	7,685	268,199	-	305,113
Payments to Refunding Escrow Ag	-	-	-	-	-	-	(9,133,728)	(9,133,728)
Transfers in	6,784,001	10,326	399,645	-	-	-	7,669,067	14,863,039
Transfers out	(409,971)	-	-	-	(12,650,259)	(54,008)	(1,748,801)	(14,863,039)
Total other financing sources and (u	6,390,734	22,851	399,645	-	(12,642,574)	65,224,191	6,674,366	66,069,213
Net change in fund balances	4,429,157	(157,459)	-	-	1,672,492	54,398,818	(440,792)	59,902,216
Fund balances, July 1, 2023	25,636,691	16,796,573	-	-	13,355,841	23,533,704	3,462,978	82,785,787
Fund balances, June 30, 2024	\$ 30,065,848	\$ 16,639,114	\$ -	\$ -	\$ 15,028,333	\$ 77,932,522	\$ 3,022,186	\$ 142,688,003

The accompanying footnotes are an integral part of these financial statements.

Santa Rosa County District School Board

Reconciliation of the Statement of Revenues, Expenditures and Changes in Fund Balances of Governmental Funds to the Statement of Activities

<i>For the year ended June 30,</i>	2024
Net change in fund balances - total governmental funds:	\$ 59,902,216
Amounts reported for Governmental Activities in the Statement of Activities are different	
Governmental funds report capital outlays as expenditures; however, in the Statement of Activities, the cost of those assets is allocated over their estimated useful lives as a depreciation expense. This is the amount of capital outlay in excess of depreciation expense in the current period.	30,010,315
Adjustments and contributions of certain other additions of capital assets are not reported in the governmental funds	(39,174)
Long-term debt proceeds provide current financial resources to the governmental funds, but issuing debt increases long-term liabilities in the statement of net position. Repayment of long-term debt is an expenditure in the governmental funds, but repayment reduces long-term debt in the statement of net position. This is the amount by which proceeds exceed repayments in the current fiscal year.	(58,885,000)
The amortized charge on debt refunding does not require the use of current financial resources, and therefore, is not reported as an expenditure in the governmental funds.	49,919
Premiums on debt provide current financial resources to governmental funds in the fiscal year the debt is issued but must be deferred and amortized over the life of the debt in the government-wide statements. This is the amount of premiums on debt issued in excess of premium amortized during the fiscal year	(3,012,419)
In the Statement of Activities, the cost of compensated absences is measured by the amounts earned during the year, while in the governmental funds expenditures are recognized based on the amounts actually paid for compensated absences. This is the net amount of compensated absences paid in excess of the amount earned in the current period.	(84,470)
In the Statement of Activities, the cost of other post employment benefit (OPEB) obligation is measured by actuarial estimations, while in the governmental funds expenditures are recognized based on amounts actually paid for OPEB. This is the net increase of the OPEB obligation for the current period.	931,055
Governmental funds report district pension contributions as expenditures; however, in the statement of activities, the cost of pension benefits earned net of employee contributions is reported as a pension expense.	(29,430,009)
Accrued interest payable is not reported in the governmental funds. This is the net increase in accrued interest for the current period.	(2,190,109)
Internal service funds are used by management to charge the costs of certain activities, such as insurance, to individual funds. The net income of internal service funds is reported with governmental activities.	4,209,765
Change in net position of governmental activities	\$ 1,462,089

The accompanying footnotes are an integral part of these financial statements.

**Santa Rosa County District School Board
Statement of Net Position – Proprietary Fund**

<i>June 30,</i>	2024
	Governmental Activities - Internal Service Funds
Assets	
Cash and cash equivalents	\$ 23,765,208
Due from other agencies	69,108
<hr/>	
Total assets	\$ 23,834,316
<hr/> <hr/>	
Liabilities and Net Position	
Current Liabilities:	
Accrued salaries and benefits	\$ 4,071
Accounts payable	448,448
Unearned revenue	5,878,899
Estimated health insurance claims payable	2,132,000
Total current liabilities	8,463,418
<hr/>	
Total liabilities	8,463,418
<hr/>	
Net Position	
Restricted for State required safe harbor reserve	2,000,000
Unrestricted	13,370,898
Total net position	15,370,898
<hr/>	
Total liabilities and net position	\$ 23,834,316
<hr/> <hr/>	

The accompanying footnotes are an integral part of these financial statements.

Santa Rosa County District School Board
Statement of Revenues, Expenses, and Changes in Fund Net Position –
Proprietary Fund

<i>For the year ended June 30,</i>	2024
	Governmental Activities - Internal Service Funds
Operating Revenues	
Insurance premiums	\$ 27,376,820
Operating Expenses	
Purchased services	3,094,133
Employee salaries and benefits	1,038,560
Materials and supplies	872
Insurance claims	19,145,350
Total expenses	23,278,915
Operating income	4,097,905
Nonoperating Revenues	
Interest income	2,951
Other miscellaneous sources	108,909
Total nonoperating revenues	111,860
Change in Net Position	4,209,765
Net position - beginning	11,161,133
Net position - ending	\$ 15,370,898

The accompanying footnotes are an integral part of these financial statements.

**Santa Rosa County District School Board
Statement of Cash Flows – Proprietary Fund**

For the year ended June 30,

2024

		Governmental Activities - Internal Service Funds
<hr/>		
Cash flows from operating activities		
Cash receipts from customers and users	\$ 27,376,820	
Cash payments to suppliers	(2,723,883)	
Cash payments to employees	(1,038,539)	
Cash payments for insurance claims and fees	(19,255,726)	
Net cash used by operating activities	4,358,672	
<hr/>		
Cash flows from investing activities		
Interest and other income received	111,860	
Net cash provided by investing activities	111,860	
<hr/>		
Net decrease in cash and cash equivalents		4,470,532
Cash and cash equivalents, beginning of year		19,294,676
<hr/>		
Cash and cash equivalents, end of year	\$ 23,765,208	
<hr/>		
Reconciliation of operating income to net cash used by operating activities		
Operating income	\$ 4,097,905	
Adjustments to reconcile operating loss to net cash used by operating activities:		
(Increase) decrease in:		
Due from other agencies		510,473
Increase (decrease) in:		
Accounts payable		(139,351)
Accrued salaries and benefits		21
Estimated health insurance claims payable		(85,000)
Unearned revenue		(25,376)
<hr/>		
Net cash used by operating activities	\$ 4,358,672	
<hr/>		

The accompanying footnotes are an integral part of these financial statements.

**Santa Rosa County District School Board
Statement of Fiduciary Net Position**

<i>June 30,</i>	2024
Custodial Funds	
Assets	
Cash and cash equivalents	\$ 6,232,317
Accounts receivable, net	193,082
Due from other agencies	3,774
Total assets	
	\$ 6,429,173
Liabilities	
Accounts payable	\$ 717,469
Accrued salaries	-
Total liabilities	
	717,469
Net position	
Restricted for individuals, organizations, and other governments	5,711,704
Total net position	
	5,711,704
Total liabilities and net position	
	\$ 6,429,173

The accompanying footnotes are an integral part of these financial statements.

**Santa Rosa County District School Board
Statement of Changes in Fiduciary Net Position**

For the year ended June 30,

2024

	Custodial Funds
Additions	
Student group collections	\$ 10,874,599
Plan member contributions	427,558
Total additions	11,302,157
Deductions	
Student group disbursements	10,735,575
Claims	455,753
Salaries	-
Total deductions	11,191,328
Change in net position	110,829
Net position - beginning	5,600,875
Net position - ending	\$ 5,711,704

The accompanying footnotes are an integral part of these financial statements.

Santa Rosa County District School Board Notes to Financial Statements

NOTE I: SUMMARY OF SIGNIFICANT ACCOUNTING POLICIES

A. Description of Government-wide Financial Statements

The government-wide financial statements (i.e. the statement of net position and the statement of activities) report information on all of the nonfiduciary activities of the primary government and its component units. All fiduciary activities are reported only in the fund financial statements. Governmental activities, which normally are supported by taxes, intergovernmental revenues, and other nonexchange transactions, are reported separately from certain legally separated component units for which the primary government is financially accountable.

The statement of activities presents a comparison between direct expenses and program revenues for each function or program of the Santa Rosa County School District's (the "District") governmental activities. Direct expenses are those that are specifically associated with a service, program, or department and are thereby clearly identifiable to a particular function. Depreciation expense that is clearly identifiable to a function is allocated to the function, and the remaining depreciation expense is reported as unallocated.

B. Reporting Entity

The Santa Rosa County District School Board ("Board") has direct responsibility for operation, control and supervision of District schools and is considered a primary government for financial reporting. The District is considered part of the Florida system of public education, operates under the general direction of the Florida Department of Education (FDOE), and is governed by State law and State Board of Education (SBE) rules. The governing body of the District is the Board, which is composed of five elected members. The elected Superintendent of Schools is the executive officer of the Board. Geographic boundaries of the District correspond with those of Santa Rosa County.

Criteria for determining if other entities are potential component units which should be reported within the District's basic financial statements are identified and described in the Governmental Accounting Standards Board's ("GASB") *Codification of Governmental Accounting and Financial Reporting Standards*, Sections 2100 and 2600. The application of these criteria provides for identification of any legally separate entities for which the Board is financially accountable and other organizations for which the nature and significance of their relationships with the Board are such that exclusion would cause the District's basic financial statements to be misleading. Based on the application of these criteria, the following component units are included within the District's reporting entity:

Blended Component Unit – Blended component units are, in substance, part of the primary District operations, even though they are legally separate entities. Thus, blended component units are appropriately presented as a part of the District. The Santa Rosa School Board Leasing Corporation ("Leasing Corporation") was formed to facilitate financing for the acquisition of facilities and equipment as further discussed in a subsequent note. Due to the substantive economic relationship between the District and the Leasing Corporation, the financial activities of the Leasing Corporation are included in the accompanying basic financial statements. Separate financial statements for the Leasing Corporation are not published.

Santa Rosa County District School Board Notes to Financial Statements

NOTE I: SUMMARY OF SIGNIFICANT ACCOUNTING POLICIES (Continued)

Discretely Presented Component Units - The component units columns in the government-wide financial statements include the financial data of the District's other component units. A separate column is used to emphasize that they are legally separate from the District.

The District's charter schools, The Learning Academy, Inc. and Coastal Connections Academy, are not-for-profit corporations organized pursuant to Chapter 617, Florida Statutes, the Florida Not for Profit Corporation Act, and Section 1002.33, Florida Statutes. The charter schools operate under a charter approved by their sponsor, the Santa Rosa County District School Board. The charter schools are considered to be component units of the District because the District is financially accountable for the charter schools as the District established the charter schools by approval of the charter, which is tantamount to the initial appointment of the charter schools, and there is the potential for the charter schools to impose specific financial burdens on the District. In addition, pursuant to the Florida Constitution, the charter schools are public schools and the District is responsible for the operation, control, and supervision of public schools within the District.

The financial data reported on the accompanying statements was derived from the charter schools' audited financial statements for the fiscal year ended June 30, 2024. The audit reports are filed in the District's administrative offices at 5086 Canal Street, Milton, Florida 32570.

C. Basis of Presentation: Government-wide Financial Statements

While separate government-wide and fund financial statements are presented, they are interrelated. The governmental activities column incorporates data from governmental funds and the internal service fund. Separate financial statements are provided for governmental funds, the proprietary fund, and fiduciary funds, even though the latter are excluded from the government-wide financial statements.

The effects of interfund activity have been eliminated from the government-wide financial statements except for interfund services provided and used.

D. Basis of Presentation: Fund Financial Statements

The fund financial statements provide information about the District's funds, including the fiduciary funds and blended component units. Separate statements for each fund category – governmental, proprietary, and fiduciary – are presented. The emphasis of fund financial statements is on major governmental funds, each displayed in a separate column. All remaining governmental funds are aggregated and reported as nonmajor funds.

The District reports the following major governmental funds:

- General Fund – to account for all financial resources not required to be accounted for in another fund and for certain revenues from the State that are legally restricted to be expended for specific current operating purposes.

Santa Rosa County District School Board Notes to Financial Statements

NOTE I: SUMMARY OF SIGNIFICANT ACCOUNTING POLICIES (Continued)

- Special Revenue – Food Service Fund – to account for the financial resources, including Federal grants and local sources, and expenditure payments associated with the District’s food service programs.
- Special Revenue – Other Federal Programs Fund – to account for certain Federal grant program resources.
- Special Revenue – Federal Education Stabilization Fund – to account for certain Federal grant program resources provided as emergency relief to address the impact of COVID-19 on elementary and secondary schools.
- Capital Projects – Local Capital Improvement Fund – to account for the financial resources generated by local capital improvement tax levy to be used for educational capital outlay needs, including new construction, renovation and remodeling projects, new and replacement equipment, and debt service payments on certificates of participation.
- Capital Projects – Other Fund – to account for various financial resources (e.g., capital outlay sales and charter school capital outlay funding) to be used for educational capital outlay needs, including new construction and renovation and remodeling projects.

Additionally, the District reports the following proprietary and fiduciary fund types:

- Internal Service Funds – to account for the District’s individual self-insurance programs.
- Custodial Funds – to account for financial resources of the District’s flexible benefits plan and the school internal funds, which are used to administer moneys collected at schools in connection with school, student athletic, class, and club activities.

During the course of operations, the District has activity between funds for various purposes. Any residual balances outstanding at fiscal year-end are reported as due from/ to other funds. While these balances are reported in fund financial statements, certain eliminations are made in the preparation of the government-wide financial statements. Further, certain activity occurs during the fiscal year involving transfers of resources between funds. In fund financial statements, these amounts are reported at gross amounts as transfers in and out. While reported in fund financial statements, certain eliminations are made in the preparation of the government-wide financial statements.

E. Measurement Focus and Basis of Accounting

The accounting and financial reporting treatment is determined by the applicable measurement focus and basis of accounting. Measurement focus indicates the type of resources being measured such as current financial resources or economic resources. The basis of accounting indicates the timing of transactions or events for recognition in the financial statements.

Santa Rosa County District School Board Notes to Financial Statements

NOTE I: SUMMARY OF SIGNIFICANT ACCOUNTING POLICIES (Continued)

The government-wide financial statements are reported using the economic resources measurement focus and the accrual basis of accounting. Revenues are recognized when earned, and expenses are recognized when a liability is incurred, regardless of the timing of the related cash flows. Property taxes are recognized in the year for which they are levied. Revenues from grants, entitlements, and donations are recognized as soon as all eligibility requirements imposed by the provider have been met.

The governmental fund financial statements are reported using the current financial resources measurement focus and the modified accrual basis of accounting. Revenues, except for certain grant revenues, are recognized as soon as they are both measurable and available. Revenues are considered to be available when they are collectible within the current period or soon enough thereafter to pay liabilities of the current period. For this purpose, the District considers revenues to be available if they are collected within 30 days of the end of the current fiscal year. When grant terms provide that the expenditure of resources is the prime factor for determining eligibility for Federal, State, and other grant resources, revenue is recognized at the time the expenditure is made. Entitlements are recorded as revenues when all eligibility requirements are met, including any time requirements, and the amount is received during the period or within the availability period for this revenue source (within 30 days of fiscal year-end). Expenditures are generally recognized when the related fund liability is incurred, as under accrual accounting. However, debt service expenditures, claims and judgments, pension benefits, other postemployment benefits, and compensated absences, are only recorded when payment is due. General capital asset acquisitions are reported as expenditures in governmental funds. Issuances of long-term debt are reported as other financing sources. Allocations of cost, such as depreciation, are not recognized in governmental funds.

The proprietary and fiduciary funds are reported using the economic resources measurement focus and the accrual basis of accounting.

The charter schools are accounted for as governmental organizations and follow the same accounting model as the District's governmental activities.

F. Assets, Liabilities, Deferred Outflows/Inflows of Resources and Net Position/Fund Balance

1. Cash and Cash Equivalents

The District's cash and cash equivalents are considered to be cash on hand, demand deposits, and short-term liquid investments with original maturities of three months or less from the date of acquisition. Investments classified as cash equivalents include amounts placed with the State Board of Administration (SBA) in Florida PRIME.

Cash deposits are held by banks qualified as public depositories under Florida law. All deposits are insured by Federal depository insurance, up to specified limits, or collateralized with securities held in Florida's multiple financial institution collateral pool as required by Chapter 280, Florida Statutes.

Santa Rosa County District School Board Notes to Financial Statements

NOTE I: SUMMARY OF SIGNIFICANT ACCOUNTING POLICIES (Continued)

2. Investments

Investments consist of amounts placed in SBA debt service accounts for investment of debt service moneys and amounts placed with the SBA for participation in the Florida PRIME investment pool created by Sections 218.405, Florida Statutes. The investment pools operate under investment guidelines established by Section 215.47, Florida Statutes.

The District's investments in Florida PRIME, which the SBA indicates is a Securities and Exchange Commission Rule 2a7-like external investment pool, are similar to money market funds in which shares are owned in the fund rather than the underlying investments. These investments are reported at fair value, which is amortized cost.

Types and amounts of investments held at fiscal year-end are described in a subsequent note on investments.

3. Inventories

Inventories consist of expendable supplies held for consumption in the course of District operations. Inventories are stated at cost on a moving-average basis, except that transportation fuel is stated at the last invoice price, which approximates the first-in, first-out basis. United States Department of Agriculture donated foods are stated at their fair value as determined at the time of donation to the District's food service program by the Florida Department of Agriculture and Consumer Services, Bureau of Food Distribution. The costs of inventories are recorded as expenditures when used rather than purchased.

4. Capital Assets

Expenditures for capital assets acquired or constructed for general District purposes are reported in the governmental fund that financed the acquisition or construction. The capital assets so acquired are reported at cost in the government-wide Statement of Net Position but are not reported in the governmental fund financial statements. Capital assets are defined by the District as those costing more than \$5,000. Such assets are recorded at historical cost or estimated historical cost if purchased or constructed. Donated assets are recorded at acquisition value at the date of donation.

Capital assets are depreciated using the straight-line methodology over the following estimated useful lives:

<u>Description</u>	<u>Estimated Lives</u>
Improvements other than buildings	10 – 40 years
Buildings and fixed equipment	10 – 50 years
Furniture, fixtures and equipment	3 – 20 years
Motor vehicles	15 years
Audio-visual materials and computer software	5 – 7 years

Santa Rosa County District School Board Notes to Financial Statements

NOTE I: SUMMARY OF SIGNIFICANT ACCOUNTING POLICIES (Continued)

Current fiscal year information relative to changes in capital assets is described in a subsequent note.

5. Pensions

In the government-wide statement of net position, liabilities are recognized for the District's proportionate share of each pension plan's net pension liability. For purposes of measuring the net pension liability, deferred outflows of resources and deferred inflows of resources related to pensions, and pension expense, information about the fiduciary net position of the Florida Retirement System (FRS) defined benefit plan and the Health Insurance Subsidy (HIS) defined benefit plan, and additions to/deductions from the FRS and the HIS fiduciary net position have been determined on the same basis as they are reported by the FRS and the HIS plans. For this purpose, benefit payments (including refunds of employee contributions) are recognized when due and payable in accordance with benefit terms. Investments are reported at fair value.

The District's retirement plans and related amounts are described in a subsequent note.

6. Long-Term Liabilities

Long-term obligations that will be financed from resources to be received in the future by governmental funds are reported as liabilities in the government-wide statement of net position. Debt premiums and discounts are deferred and amortized over the life of the debt. Bonds and certificates of participation payable are reported net of the applicable premiums or discounts.

In the governmental fund financial statements, bonds and other long-term obligations are not recognized as liabilities until due. Governmental fund types recognize debt premiums and discounts during the current fiscal year. The face amount of debt issued and the related debt premiums are reported as other financing sources.

Changes in long-term liabilities for the current fiscal year are reported in a subsequent note.

7. Deferred Outflows/Inflows of Resources

In addition to assets, the statement of net position reports a separate section for deferred outflows of resources. This separate financial statement element, *deferred outflows of resources*, represents a consumption of net position that applies to future periods and so will not be recognized as an outflow of resources (expense) until then. The District has three items that qualify for reporting in this category. The first is a deferred charge on debt refunding that results from the difference in the carrying value of refunded debt and its reacquisition price. This amount is deferred and amortized over the shorter of the life of the refunded or refunding debt. The other deferred amounts are related to pensions and other postemployment benefits (OPEB) which are discussed in subsequent notes.

Santa Rosa County District School Board Notes to Financial Statements

NOTE I: SUMMARY OF SIGNIFICANT ACCOUNTING POLICIES (Continued)

In addition to liabilities, the statement of net position and governmental funds balance sheet reports a separate section for deferred inflows of resources. This separate financial statement element, *deferred inflows of resources*, represents an acquisition of net position that applies to future periods and so will not be recognized as an inflow of resources (revenue) until that time. The District has three items that qualify for reporting in this category. The first is a deferred gain on refunding resulting from a debt refinancing whereby the net carrying amount of the debt instrument exceeds the reacquisition price of the refunding debt. This amount is deferred and amortized over the shorter of the life of the refunded or refunding debt. The other two items, deferred inflows of resources related to pensions and OPEB, are discussed in subsequent notes.

8. Net Position Flow Assumption

The District occasionally funds outlays for a particular purpose from both restricted (e.g., restricted bond or grant proceeds) and unrestricted resources. To calculate the amounts to report as restricted net position and unrestricted net position in the government-wide and proprietary fund financial statements, a flow assumption must be made about the order in which the resources are considered to be applied. Consequently, it is the District's policy to consider restricted net position to have been depleted before unrestricted net position is applied.

9. Fund Balance Flow Assumption

The District may fund outlays for a particular purpose from both restricted and unrestricted resources (the total of committed, assigned, and unassigned fund balance). To calculate the amounts to report as restricted, committed, assigned, and unassigned fund balance in the governmental fund financial statements, a flow assumption must be made about the order in which the resources are considered to be applied. It is the District's policy to consider restricted fund balance to have been depleted before using any of the components of unrestricted fund balance. Further, when components of unrestricted fund balance can be used for the same purpose, committed fund balance is depleted first, followed by assigned fund balance. Unassigned fund balance is applied last.

10. Fund Balance Policies

Fund balance of governmental funds is reported in various categories based on the nature of any limitations requiring the use of resources for specific purposes. The District itself can establish limitations on the use of resources through either a commitment (committed fund balance) or an assignment (assigned fund balance).

The committed fund balance classification includes amounts that can be used only for the specific purposes determined by a formal action of the District's highest level of decision-making authority. The Board is the highest level of decision-making authority for the District that can, by adoption of a resolution prior to the end of the fiscal year, commit fund balance. Once adopted, the limitation imposed by the Board remains in place until a similar action is taken (the adoption of another resolution) to remove or revise the limitation. The last resolution to commit certain project balances during the budget process was in July 2019.

Santa Rosa County District School Board Notes to Financial Statements

NOTE I: SUMMARY OF SIGNIFICANT ACCOUNTING POLICIES (Continued)

Amounts in the assigned fund balance classification are intended to be used by the District for specific purposes but do not meet the criteria to be classified as committed. The Board has by vote authorized the Assistant Superintendent for Finance and the Accounting Supervisor to assign fund balance. The Board may also assign fund balance as it does when appropriating fund balance to cover a gap between estimated revenue and appropriations in the subsequent fiscal year's appropriated budget. Unlike commitments, assignments generally only exist temporarily. In other words, an additional action does not normally have to be taken for the removal of an assignment. Conversely, as discussed above, an additional action is essential to either remove or revise a commitment.

G. *Revenues and Expenditures/Expenses*

1. *Program Revenues*

Amounts reported as program revenues include charges paid by the recipient of the goods or services offered by the program, and grants and contributions that are restricted to meeting the operational or capital requirements of a particular program. All taxes, including those dedicated for specific purposes, and other internally dedicated resources are reported as general revenues rather than program revenues. Revenues that are not classified as program revenues are presented as general revenues. The comparison of direct expenses with program revenues identifies the extent to which each governmental function is self-financing or draws from the general revenues of the District.

2. *State Revenue Sources*

Significant revenues from State sources for current operations include the Florida Education Finance Program administered by the FDOE under the provisions of Section 1011.62, Florida Statutes. In accordance with this law, the District determines and reports the number of full-time equivalent (FTE) students and related data to the FDOE. The FDOE performs certain edit checks on the reported number of FTE and related data and calculates the allocation of funds to the District. The District is permitted to amend its original reporting during specified time periods following the date of the original reporting. The FDOE may also adjust subsequent fiscal period allocations based upon an audit of the District's compliance in determining and reporting FTE and related data. Normally, such adjustments are treated as reductions or additions of revenue in the fiscal year when the adjustments are made.

The State provides financial assistance to administer certain educational programs. SBE rules require that revenue earmarked for certain programs be expended only for the program for which the money is provided and require that the money not expended as of the close of the fiscal year be carried forward into the following fiscal year to be expended for the same educational programs. The FDOE generally requires that these educational program revenues be accounted for in the General Fund. A portion of the fund balance of the General Fund is restricted in the governmental fund financial statements for the balance of categorical and earmarked educational program resources.

Santa Rosa County District School Board Notes to Financial Statements

NOTE I: SUMMARY OF SIGNIFICANT ACCOUNTING POLICIES (Continued)

The District received an Educational Facilities Security Grant allocation from the State. The District is authorized to expend these funds only upon applying for and receiving an encumbrance authorization from the FDOE.

A schedule of revenue from State sources for the current fiscal year is presented in a subsequent note.

3. District Property Taxes

The Board is authorized by State law to levy property taxes for district school operations, capital improvements, and debt service.

Property taxes consist of ad valorem taxes on real and personal property within the District. Property values are determined by the Santa Rosa County Property Appraiser, and property taxes are collected by the Santa Rosa County Tax Collector.

The Board adopted the 2023 tax levy on September 7, 2023. Tax bills are mailed in October and taxes are payable between November 1 of the year assessed and March 31 of the following year at discounts of up to four percent for early payment.

Taxes become a lien on the property on January 1 and are delinquent on April 1 of the year following the year of assessment. State law provides for enforcement of collection of personal property taxes by seizure of the property to satisfy unpaid taxes and for enforcement of collection of real property taxes by the sale of interest-bearing tax certificates to satisfy unpaid taxes. The procedures result in the collection of essentially all taxes prior to June 30 of the year following the year of assessment.

Property tax revenues are recognized in the government-wide financial statements when the Board adopts the tax levy. Property tax revenues are recognized in the governmental fund financial statements when taxes are received by the District except that revenue is accrued for taxes collected by the Santa Rosa County Tax Collector at fiscal year-end but not yet remitted to the District.

Mileages and taxes levied for the current year are presented in a subsequent note.

4. Capital Outlay Surtax

In March 2007, the voters of Santa Rosa County approved a one-half cent school capital outlay surtax on sales in the County for 10 years, effective October 1, 2008, to pay construction costs of certain school facilities and related costs in accordance with Section 212.055(6), Florida Statutes. In March 2017, Santa Rosa County voters opted to continue the one-half cent school capital outlay surtax on sales through December 31, 2028.

Santa Rosa County District School Board Notes to Financial Statements

NOTE I: SUMMARY OF SIGNIFICANT ACCOUNTING POLICIES (Continued)

5. Federal Revenue Sources

The District receives Federal awards for the enhancement of various educational programs. Federal awards are generally received based on applications submitted to, and approved by, various granting agencies. For Federal awards in which a claim to these grant proceeds is based on incurring eligible expenditures, revenue is recognized to the extent that eligible expenditures have been incurred. The FDOE may require adjustments to subsequent fiscal year expenditures and related revenues based upon an audit of the District's compliance with applicable Federal awards requirements. Normally, such adjustments are treated as reductions of expenditures and related revenues in the fiscal year when the adjustments are made.

6. Compensated Absences

In the government-wide financial statements, compensated absences (i.e., paid absences for employee vacation leave and sick leave) are accrued as liabilities to the extent that it is probable that the benefits will result in termination payments. A liability for these amounts is reported in the governmental fund financial statements only if it has matured, such as for occurrences of employee resignations and retirements. The liability for compensated absences includes salary-related benefits, where applicable.

7. Proprietary Fund Operating and Nonoperating Revenue and Expenses

The proprietary fund distinguishes operating revenues and expenses from nonoperating items. Operating revenues and expenses generally result from providing services and producing and delivering goods in connection with the proprietary fund's principal ongoing operations. The principal operating revenues of the District's Internal Service Fund are charges for employee health insurance premiums. Operating expenses include insurance claims and purchased services that include excess coverage premiums. All revenues and expenses not meeting this definition are reported as nonoperating revenues and expenses.

H. Use of Estimates

The preparation of the financial statements in accordance with generally accepted accounting principles requires management to make estimates and assumptions that affect the reported amounts of assets and liabilities at the date of the financial statements and the reported amounts of revenues and expenses during the reporting period. Actual results could differ from those estimates.

I. Subsequent Events

Management has evaluated subsequent events through the date that the financial statements were available to be issued, March 28, 2025, and determined there were no events that occurred that required disclosure. No subsequent events occurring after this date have been evaluated for inclusion in these financial statements.

Santa Rosa County District School Board Notes to Financial Statements

NOTE I: SUMMARY OF SIGNIFICANT ACCOUNTING POLICIES (Continued)

J. Recently Issued and Implemented Accounting Pronouncements

GASB Statement No. 100, *Accounting Changes and Error Corrections*. This Statement establishes accounting and financial reporting requirements for (a) accounting changes and (b) the correction of an error in previously issued financial statements (error correction). This Statement defines accounting changes as changes in accounting principles, changes in accounting estimates, and changes to or within the financial reporting entity and describes the transactions or other events that constitute those changes. This Statement prescribes the accounting and financial reporting for (1) each type of accounting change and (2) error corrections. This Statement requires that (a) changes in accounting principles and error corrections be reported retroactively by restating prior periods, (b) changes to or within the financial reporting entity be reported by adjusting beginning balances of the current period, and (c) changes in accounting estimates be reported prospectively by recognizing the change in the current period. This Statement requires disclosure in notes to financial statements of descriptive information about accounting changes and error corrections, such as their nature. In addition, information about the quantitative effects on beginning balances of each accounting change and error correction should be disclosed by reporting unit in a tabular format to reconcile beginning balances as previously reported to beginning balances as restated. Furthermore, this Statement addresses how information that is affected by a change in accounting principle or error correction should be presented in required supplementary information (RSI) and supplementary information (SI). There were no significant impacts of implementing this Statement.

NOTE II: DETAILED NOTES ON ALL ACTIVITIES AND FUNDS

A. Cash Deposits with Financial Institutions

Custodial Credit Risk – In the case of deposits, this is the risk that, in the event of a failure of a depository financial institution, the District will not be able to recover deposits or will not be able to recover collateral securities that are in the possession of an outside party. The District does not have a policy for custodial credit risk. All bank balances of the District are fully insured or collateralized as required by Chapter 280, Florida Statutes.

**Santa Rosa County District School Board
Notes to Financial Statements**

NOTE II: DETAILED NOTES ON ALL ACTIVITIES AND FUNDS (Continued)

B. Investments

The District’s investments at June 30, 2024 are reported as follows:

Investment	Maturities	Fair Value
State Board of Administration:		
Florida PRIME (1)	45 Day Average	\$ 114,418,901
Debt Service Accounts	6 Months	12,983
Total Investments		\$ 114,431,884

Note (1): This investment is reported as a cash equivalents for financial statement reporting purposes.

Fair Value Measurement

The District categorizes its fair value measurements within the fair value hierarchy established by generally accepted accounting principles. The hierarchy is based on the valuation inputs used to measure the fair value of the asset. Level 1 inputs are quoted prices in active markets for identical assets; Level 2 inputs are significant other observable inputs; and Level 3 inputs are significant unobservable inputs. The District’s investments in SBA debt service accounts, totaling \$12,983, are valued using Level 1 inputs. Securities classified in Level 1 of the fair value hierarchy are valued using quoted market prices for those securities.

Interest Rate Risk

Interest rate risk is the risk that changes in interest rates will adversely affect the fair value of an investment. The District’s investment policy states that the highest priority shall be given to the safety and liquidity of funds. The policy limits the types of authorized investments as a means of managing the exposure to fair value losses from increasing interest rates.

Florida PRIME uses a weighted average days to maturity (WAM). A portfolio’s WAM reflects the average maturity in days based on final maturity or reset date, in the case of floating rate instruments. WAM measures the sensitivity of the portfolio to interest rate changes.

For Florida PRIME, with regard to redemption gates, Section 218.409(8)(a), Florida Statutes, states, “The principal, and any part thereof, of each account constituting the trust fund is subject to payment at any time from the moneys in the trust fund. However, the executive director may, in good faith, on the occurrence of an event that has a material impact on liquidity or operations of the trust fund, for 48 hours limit contributions to or withdrawals from the trust fund to ensure that the Board [State Board of Administration] can invest moneys entrusted to it in exercising its fiduciary responsibility. Such action must be immediately disclosed to all participants, the trustee, the Joint Legislative Auditing Committee, and the Investment Advisory Council.

Santa Rosa County District School Board Notes to Financial Statements

NOTE II: DETAILED NOTES ON ALL ACTIVITIES AND FUNDS (Continued)

The trustees shall convene an emergency meeting as soon as practicable from the time the executive director has instituted such measures and review the necessity of those measures. If the trustees are unable to convene an emergency meeting before the expiration of the 48-hour moratorium on contributions and withdrawals, the moratorium may be extended by the executive director until the trustees are able to meet to review the necessity for the moratorium. If the trustees agree with such measures, the trustees shall vote to continue the measures for up to an additional 15 days. The trustees must convene and vote to continue any such measures before the expiration of the time limit set, but in no case may the time limit set by the trustees exceed 15 days.” As of June 30, 2024, there were no redemption fees, maximum transaction amounts, or any other requirements that serve to limit a participant’s daily access to 100 percent of their account value.

Credit Risk

Credit risk is the risk that an issuer or other counterparty to an investment will not fulfill its obligations. Section 218.415(17), Florida Statutes, limits investments to the Local Government Surplus Funds Trust Fund (Florida PRIME), or any intergovernmental investment pool authorized pursuant to the Florida Interlocal Cooperation Act as provided in Section 163.01, Florida Statutes; Securities and Exchange Commission registered money market funds with the highest credit quality rating from a nationally recognized rating agency; interest-bearing time deposits or savings accounts in qualified public depositories, as defined in Section 280.02, Florida Statutes; and direct obligations of the United States Treasury. The District’s investment policy limits investments to funds placed in qualified public depositories, financial deposit instruments insured by the Federal Deposit Insurance Corporation, time deposits, securities of the United States Government (including obligations of the United States Treasury), and investment pools managed and directed by an approved agency of the State.

The District’s investments in SBA debt service accounts are to provide for debt service payments on bond debt issued by the SBE for the benefit of the District. The District relies on policies developed by the SBA for managing interest rate risk and credit risk for this account. Disclosures for the Debt Service Accounts are included in the notes to the financial statements of the State’s Comprehensive Annual Financial Report.

The District’s investment in Florida PRIME is rated AAAM by Standard & Poor’s.

**Santa Rosa County District School Board
Notes to Financial Statements**

NOTE II: DETAILED NOTES ON ALL ACTIVITIES AND FUNDS (Continued)

C. Changes in Capital Assets

Changes in capital assets are presented in the following table:

	Balance 7/1/2023	Additions	Deletions/ Transfers	Balance 6/30/2024
Governmental Activities				
<i>Capital assets not being depreciated:</i>				
Land	\$ 28,724,506	\$ 5,929	\$ -	\$ 28,730,435
Land improvements	11,607,815	1,774,219	-	13,382,034
Construction in progress	37,905,414	33,078,771	-	70,984,185
Total capital assets not being depreciated	78,237,735	34,858,919	-	113,096,654
<i>Capital assets being depreciated:</i>				
Improvements other than buildings	35,984,514	1,466,831	(18,849)	37,432,496
Buildings and fixed equipment	440,686,635	4,713,976	(12,625)	445,387,986
Furniture, fixtures and equipment	8,204,336	1,607,439	(212,317)	9,599,458
Motor vehicles	3,442,239	478,983	-	3,921,222
Subscription-based IT arrangements	7,258,230	880,996	-	8,139,226
Audio-visual materials and computer software	3,167,685	-	-	3,167,685
Total capital assets being depreciated	498,743,639	9,148,225	(243,791)	507,648,073
<i>Less accumulated depreciation and amortization for:</i>				
Improvements other than buildings	22,511,038	1,103,942	(18,849)	23,596,131
Buildings and fixed equipment	187,688,282	10,605,560	(238,422)	198,055,420
Furniture, fixtures and equipment	5,269,029	709,370	-	5,978,399
Motor vehicles	1,985,473	179,441	-	2,164,914
Subscription-based IT arrangements	1,126,715	1,441,317	-	2,568,032
Audio-visual materials and computer software	2,558,550	517,522	(184,912)	2,891,160
Total accumulated depreciation and amortization	221,139,087	14,557,152	(442,183)	235,254,056
Total capital assets being depreciated and amortized, net	277,604,552	(5,408,927)	198,392	272,394,017
Governmental activities - capital assets, net	\$ 355,842,287	\$ 29,449,992	\$ 198,392	\$ 385,490,671

**Santa Rosa County District School Board
Notes to Financial Statements**

NOTE II: DETAILED NOTES ON ALL ACTIVITIES AND FUNDS (Continued)

Depreciation and amortization expense was charged to functions as follows:

Function	Amount
GOVERNMENTAL ACTIVITIES	
Instruction	\$ 41,461
Student support services	21,808
Instructional media services	954
Instruction and curriculum development	1,589
Instructional staff training	2,600
Instruction related technology	286,020
School administration	2,037
Fiscal services	438,842
Food services	514,780
Central services	17,361
Pupil transportation services	10,943
Operation of plant	8,712
Maintenance of plant	457,792
Administrative technology services	1,390,634
Community services	15,827
Unallocated	11,345,792
	\$ 14,557,152

D. Retirement Plans

FRS – Defined Benefit Pension Plans

General Information about the FRS

The FRS was created in Chapter 121, Florida Statutes, to provide a defined benefit pension plan for participating public employees. The FRS was amended in 1998 to add the Deferred Retirement Option Program (DROP) under the defined benefit plan and amended in 2000 to provide a defined contribution plan alternative to the defined benefit plan for FRS members effective July 1, 2002. This integrated defined contribution pension plan is the FRS Investment Plan. Chapter 112, Florida Statutes, established the Retiree HIS Program, a cost-sharing multiple-employer defined benefit pension plan, to assist retired members of any State-administered retirement system in paying the costs of health insurance.

Santa Rosa County District School Board Notes to Financial Statements

NOTE II: DETAILED NOTES ON ALL ACTIVITIES AND FUNDS (Continued)

Essentially all regular employees of the District are eligible to enroll as members of the State-administered FRS. Provisions relating to the FRS are established by Chapters 121 and 122, Florida Statutes; Chapter 112, Part IV, Florida Statutes; Chapter 238, Florida Statutes; and FRS Rules, Chapter 60S, Florida Administrative Code; wherein eligibility, contributions, and benefits are defined and described in detail. Such provisions may be amended at any time by further action from the Florida Legislature. The FRS is a single retirement system administered by the Florida Department of Management Services, Division of Retirement, and consists of the two cost-sharing multiple-employer defined benefit plans and other nonintegrated programs. A comprehensive annual financial report of the FRS, which includes its financial statements, required supplementary information, actuarial report, and other relevant information, is available from the Florida Department of Management Services' web site (www.dms.myflorida.com).

The District's FRS and HIS pension expense totaled \$49,111,748 for the fiscal year ended June 30, 2024.

FRS Pension Plan

Plan Description. The FRS Pension Plan (Plan) is a cost-sharing multiple-employer defined benefit pension plan, with a DROP for eligible employees. The general classes of membership are as follows:

- Regular – Members of the FRS who do not qualify for membership in the other classes.
- Elected County Officers – Members who hold specified elective offices in local government.

Employees enrolled in the Plan prior to July 1, 2011, vest at 6 years of creditable service and employees enrolled in the Plan on or after July 1, 2011, vest at 8 years of creditable service. All vested members, enrolled prior to July 1, 2011, are eligible for normal retirement benefits at age 62 or at any age after 30 years of service. All members enrolled in the Plan on or after July 1, 2011, once vested, are eligible for normal retirement benefits at age 65 or any time after 33 years of creditable service. Employees enrolled in the Plan may include up to 4 years of credit for military service toward creditable service. The Plan also includes an early retirement provision; however, there is a benefit reduction for each year a member retires before his or her normal retirement date. The Plan provides retirement, disability, death benefits, and annual cost-of-living adjustments to eligible participants.

DROP, subject to provisions of Section 121.091, Florida Statutes, permits employees eligible for normal retirement under the Plan to defer receipt of monthly benefit payments while continuing employment with an FRS participating employer. An employee may participate in DROP for a period not to exceed 60 months after electing to participate, except that certain instructional personnel may participate for up to 96 months. During the period of DROP participation, deferred monthly benefits are held in the FRS Trust Fund and accrue interest. The net pension liability does not include amounts for DROP participants, as these members are considered retired and are not accruing additional pension benefits.

Santa Rosa County District School Board Notes to Financial Statements

NOTE II: DETAILED NOTES ON ALL ACTIVITIES AND FUNDS (Continued)

Benefits Provided. Benefits under the Plan are computed on the basis of age and/or years of service, average final compensation, and service credit. Credit for each year of service is expressed as a percentage of the average final compensation. For members initially enrolled before July 1, 2011, the average final compensation is the average of the 5 highest fiscal years' earnings; for members initially enrolled on or after July 1, 2011, the average final compensation is the average of the 8 highest fiscal years' earnings. The total percentage value of the benefit received is determined by calculating the total value of all service, which is based on the retirement class to which the member belonged when the service credit was earned. Members are eligible for in-line-of-duty or regular disability and survivors' benefits. The following table shows the percentage value for each year of service credit earned:

Class, Initial Enrollment, and Retirement Age/Years of Service	Percent Value
Regular members initially enrolled before July 1, 2011	
Retirement up to age 62 or up to 30 years of service	1.60
Retirement at age 63 or with 31 years of service	1.63
Retirement at age 64 or with 32 years of service	1.65
Retirement at age 65 or with 33 or more years of service	1.68
Regular members initially enrolled on or after July 1, 2011	
Retirement up to age 65 or up to 33 years of service	1.60
Retirement at age 66 or with 34 years of service	1.63
Retirement at age 67 or with 35 years of service	1.65
Retirement at age 68 or with 36 or more years of service	1.68
Elected County Officers	3.00

As provided in Section 121.101, Florida Statutes, if the member is initially enrolled in the FRS before July 1, 2011, and all service credit was accrued before July 1, 2011, the annual cost-of-living adjustment is 3 percent per year. If the member is initially enrolled before July 1, 2011, and has service credit on or after July 1, 2011, there is an individually calculated cost-of-living adjustment. The annual cost-of-living adjustment is a proportion of 3 percent determined by dividing the sum of the pre-July 2011 service credit by the total service credit at retirement multiplied by 3 percent. Plan members initially enrolled on or after July 1, 2011, will not have a cost-of-living adjustment after retirement.

Contributions. The Florida Legislature establishes contributions rates for participating employers and employees. Contributions rates during the 2023-24 fiscal year were as follows:

**Santa Rosa County District School Board
Notes to Financial Statements**

NOTE II: DETAILED NOTES ON ALL ACTIVITIES AND FUNDS (Continued)

Class	Percent of Gross Salary	
	Employee	Employer (1)
FRS, Regular	3.00	13.57
FRS, Elected County Officers	3.00	58.68
DROP - Applicable to members from all of the above classes	0.00	21.13
FRS, Reemployed Retiree	(2)	(2)

(1) Employer rates include 2 percent for the postemployment health insurance subsidy. Also, employer rates, other than from DROP participants, include 0.06 percent for administrative costs of the Investment Plan.

(2) Contribution rates are dependent upon retirement class in which reemployed.

The District's contributions to the Plan totaled \$15,271,956 for the fiscal year ended June 30, 2024.

Pension Liabilities, Pension Expense, and Deferred Outflows of Resources and Deferred Inflows of Resources Related to Pensions. At June 30, 2024, the District reported a liability of \$114,772,839 for its proportionate share of the Plan's net pension liability. The net pension liability was measured as of June 30, 2023, and the total pension liability used to calculate the net pension liability was determined by an actuarial valuation as of July 1, 2023. The District's proportionate share of the net pension liability was based on the District's 2022-2023 fiscal year contributions relative to the 2022-2023 fiscal year contributions of all participating members. At June 30, 2023, the District's proportionate share was 0.288035019 percent, which was a decrease of 0.017952608 from its proportionate share measured as of June 30, 2022.

For the fiscal year ended June 30, 2024, the District recognized Plan pension expense of \$24,555,874 related to the Plan. In addition, the District reported deferred outflows of resources and deferred inflows of resources related to pensions from the following sources:

Description	Deferred Outflows of Resources	Deferred Inflows of Resources
Differences between expected and actual experience	\$ 10,776,179	\$ -
Change of assumptions	7,481,846	-
Net difference between projected and actual earnings on FRS pension plan investments	4,793,226	-
Changes in proportion and differences between District FRS contributions and proportionate share of contributions	4,657,854	4,400,768
District FRS contributions subsequent to the measurement date	15,271,956	-
Total	\$ 42,981,061	\$ 4,400,768

Santa Rosa County District School Board Notes to Financial Statements

NOTE II: DETAILED NOTES ON ALL ACTIVITIES AND FUNDS (Continued)

The deferred outflows of resources related to pensions resulting from District contributions to the Plan subsequent to the measurement date, totaling \$15,271,956, will be recognized as a reduction of the net pension liability in the fiscal year ending June 30, 2025. Other amounts reported as deferred outflows of resources and deferred inflows of resources related to pensions will be recognized in pension expense as follows:

Fiscal Year Ending June 30	Amount
2025	\$ 3,982,767
2026	(561,790)
2027	18,872,370
2028	790,931
2029	224,059
Total	\$ 23,308,337

Actuarial Assumptions. The total pension liability in the July 1, 2023, actuarial valuation was determined using the following actuarial assumptions, applied to all periods included in the measurement:

Inflation	2.40 percent
Salary Increases	3.25 percent, average, including inflation
Investment rate of return	6.70 percent, net of pension plan investment expense, including inflation

Mortality rates were based on the PUB2010 base table projected generationally with Scale MP-2018.

The actuarial assumptions used in the July 1, 2023, valuation were based on the results of an actuarial experience study for the period July 1, 2013, through June 30, 2018.

The long-term expected rate of return on pension plan investments was not based on historical returns, but instead is based on a forward-looking capital market economic model. The allocation policy's description of each asset class was used to map the target allocation to the asset classes shown below. Each asset class assumption is based on a consistent set of underlying assumptions and includes an adjustment for the inflation assumption.

Santa Rosa County District School Board Notes to Financial Statements

NOTE II: DETAILED NOTES ON ALL ACTIVITIES AND FUNDS (Continued)

The target allocation and best estimates of arithmetic and geometric real rates of return for each major asset class are summarized in the following table:

Asset Class	Target Allocation (1)	Annual Arithmetic Return	Compound Annual (Geometric) Return	Standard Deviation
Cash	1.00%	2.90%	2.90%	1.10%
Fixed Income	19.80%	4.50%	4.40%	3.40%
Global Equity	54.00%	8.70%	7.10%	18.10%
Real Estate (Property)	10.30%	7.60%	6.60%	14.80%
Private Equity	11.10%	11.90%	8.80%	26.30%
Strategic Investments	3.80%	6.30%	6.10%	7.70%
Total	100.00%			
Assumed Inflation - Mean			2.40%	1.40%

(1) As outlined in the Plan's investment policy.

Discount Rate. The discount rate used to measure the total pension liability was 6.70 percent. The Plan's fiduciary net position was projected to be available to make all projected future benefit payments of current active and inactive employees. Therefore, the discount rate for calculating the total pension liability is equal to the long-term expected rate of return. The discount rate used in the 2023 valuation was unchanged from the previous valuation.

Sensitivity of the District's Proportionate Share of the Net Position Liability to Changes in the Discount Rate. The following presents the District's proportionate share of the net pension liability calculated using the discount rate of 6.70 percent, as well as what the District's proportionate share of the net pension liability would be if it were calculated using a discount rate that is 1 percentage-point lower (5.70 percent) or 1 percentage-point higher (7.70 percent) than the current rate:

	1% Decrease (5.70%)	Current Discount Rate (6.70%)	1% Increase (7.70%)
District's proportionate share of the net pension liability	\$ 196,055,379	\$ 114,772,839	\$ 46,770,268

Pension Plan Fiduciary Net Position. Detailed information about the Plan's fiduciary net position is available in the separately issued FRS Pension Plan and Other State Administered Systems Annual Comprehensive Financial Report.

Santa Rosa County District School Board Notes to Financial Statements

NOTE II: DETAILED NOTES ON ALL ACTIVITIES AND FUNDS (Continued)

HIS Pension Plan

Plan Description. The HIS Pension Plan (HIS Plan) is a cost-sharing multiple-employer defined benefit pension plan established under section 112.363, Florida Statutes, and may be amended by the Florida Legislature at any time. The benefit is a monthly payment to assist retirees of State-administered retirement systems in paying their health insurance costs and is administered by the Florida Department of Management Services, Division of Retirement.

Benefits Provided. For the fiscal year ended June 30, 2024, eligible retirees and beneficiaries received a monthly HIS payment of \$5 for each year of creditable service completed at the time of retirement, with a minimum HIS payment of \$30 and a maximum HIS payment of \$150 per month, pursuant to Section 112.363, Florida Statutes. To be eligible to receive a HIS Plan benefit, a retiree under a State-administered retirement system must provide proof of health insurance coverage, which may include Federal Medicare.

Contributions. The HIS Plan is funded by required contributions from FRS participating employers as set by the Florida Legislature. Employer contributions are a percentage of gross compensation for all active FRS members. For the fiscal year ended June 30, 2024, the contribution rate was 1.66 percent of payroll pursuant to section 112.363, Florida Statutes. The District contributed 100 percent of its statutorily required contributions for the current and preceding 3 years. HIS Plan contributions are deposited in a separate trust fund from which payments are authorized. HIS Plan benefits are not guaranteed and are subject to annual legislative appropriation. In the event the legislative appropriation or available funds fail to provide full subsidy benefits to all participants, benefits may be reduced or canceled.

The District's contributions to the HIS Plan totaled \$3,162,628 for the fiscal year June 30, 2024.

Pension Liabilities, Pension Expense, and Deferred Outflows of Resources and Deferred Inflows of Resources Related to Pensions. At June 30, 2024, the District reported a net pension liability of \$62,288,137 for its proportionate share of the HIS Plan's net pension liability. The current portion of the new pension liability is the District's proportionate share of benefit payments expected to be paid within 1 year, net of the District's proportionate share of the HIS Plan's fiduciary net position available to pay that amount. The net pension liability was measured as of June 30, 2023, and the total pension liability used to calculate the net pension liability was determined by an actuarial valuation as of July 1, 2022, and update procedures were used to determine the net pension liability as of June 30, 2023. The District's proportionate share of the net pension liability was based on the District's 2022-23 fiscal year contributions relative to the total 2022-23 fiscal year contributions of all participating members. At June 30, 2023, the District's proportionate share was 0.392209733 percent, which was a decrease of 0.010704793 from its proportionate share measured as of June 30, 2022.

For the fiscal year ended June 30, 2024, the District recognized the HIS pension expense of \$23,308,459. In addition, the District reported deferred outflows of resources and deferred inflows of resources related to pensions from the following sources:

**Santa Rosa County District School Board
Notes to Financial Statements**

NOTE II: DETAILED NOTES ON ALL ACTIVITIES AND FUNDS (Continued)

Description	Deferred Outflows of Resources	Deferred Inflows of Resources
Differences between expected and actual experience	\$ 911,856	\$ 146,200
Change of assumptions	1,637,536	5,397,477
Net difference between projected and actual earnings on HIS pension plan investments	32,166	-
Changes in proportion and differences between District HIS contributions and proportionate share of contributions	814,132	1,461,318
Employer contributions subsequent to the measurement date	3,162,628	-
Total	\$ 6,558,318	\$ 7,004,995

The deferred outflows of resources related to pensions resulting from District contributions to the HIS Plan subsequent to the measurement date, totaling \$3,162,628 will be recognized as a reduction of the net pension liability in the fiscal year ending June 30, 2025. Other amounts reported as deferred outflows of resources and deferred inflows of resources related to pensions will be recognized in pension expense as follows:

Fiscal Year Ending June 30	Amount
2025	(433,333)
2026	(338,438)
2027	(705,139)
2028	(1,274,502)
2029	(757,962)
Thereafter	(99,931)
Total	\$ (3,609,305)

Actuarial Assumptions. The total pension liability in the July 1, 2023, actuarial valuation was determined using the following actuarial assumptions, applied to all periods included in the measurement:

Inflation	2.40 percent
Salary increases	3.25 percent, average, including inflation
Municipal bond rate	3.65 percent

Mortality rates were based on the PUB-2010 base table, projected generationally with Scale MP-2018.

While an experience study had not been completed for the HIS Plan, the actuarial assumptions that determined the total pension liability for the HIS Plan were based on certain results of the most recent experience study for the FRS plan.

**Santa Rosa County District School Board
Notes to Financial Statements**

NOTE II: DETAILED NOTES ON ALL ACTIVITIES AND FUNDS (Continued)

Discount Rate. The discount rate used to measure the total pension liability was 3.65 percent. In general, the discount rate for calculating the total pension liability is equal to the single rate equivalent to discounting at the long-term expected rate of return for benefit payments prior to the projected depletion date. Because the HIS benefit is essentially funded on a pay-as-you-go basis, the depletion date is considered to be immediate, and the single equivalent discount rate is equal to the municipal bond rate selected by the HIS Plan sponsor. The Bond Buyer General Obligation 20-Bond Municipal Bond Index was adopted as the applicable municipal bond index. The discount rate changed from 3.54 percent to 3.65 percent.

Sensitivity of the District’s Proportionate Share of the Net Pension Liability to Changes in the Discount Rate. The following presents the District’s proportionate share of the net pension liability calculated using the discount rate of 3.65 percent, as well as what the District’s proportionate share of the net pension liability would be if it were calculated using a discount rate that is 1 percentage-point lower (2.65 percent) or 1 percentage-point higher (4.65 percent) than the current rate:

	1% Decrease (2.65%)	Current Discount Rate (3.65%)	1% Increase (4.65%)
District’s proportionate share of the net pension liability	\$ 71,061,043	\$ 62,288,137	\$ 55,015,987

Pension Plan Fiduciary Net Position. Detailed information about the HIS Plan’s fiduciary net position is available in the separately issued FRS Pension Plan and Other State Administered Systems Annual Comprehensive Financial Report.

FRS – Defined Contribution Pension Plan

The SBA administers the defined contribution plan officially titled the FRS Investment Plan (Investment Plan). The Investment Plan is reported in the SBA’s annual financial statements and in the State of Florida Annual Comprehensive Financial Report.

As provided in Section 121.4501, Florida Statutes, eligible FRS members may elect to participate in the Investment Plan in lieu of the FRS defined benefit plan. District employees participating in DROP are not eligible to participate in the Investment Plan. Employer and employee contributions, including amounts contributed to individual member’s accounts, are defined by law, but the ultimate benefit depends in part on the performance of investment funds. Retirement benefits are based upon the value of the member’s account upon retirement. Benefit terms, including contribution requirements, for the Investment Plan are established and may be amended by the Florida Legislature. The Investment Plan is funded with the same employer and employee contribution rates that are based on salary and membership class (Regular, Elected County Officers, etc.), as the FRS defined benefit plan. Contributions are directed to individual member accounts, and the individual members allocate contributions and account balances among various approved investment choices.

**Santa Rosa County District School Board
Notes to Financial Statements**

NOTE II: DETAILED NOTES ON ALL ACTIVITIES AND FUNDS (Continued)

Costs of administering the Investment Plan, including the FRS Financial Guidance Program, are funded through an employer contribution of 0.04 percent of payroll and by forfeited benefits of Investment Plan members.

Allocations to the Investment Plan member accounts during the 2023-2024 fiscal year were as follows:

Class	Percent of Gross Compensation
FRS, Regular	11.30
FRS, Elected County Officers	16.34

For all membership classes, employees are immediately vested in their own contributions and are vested after 1 year of service for employer contributions and investment earnings, regardless of membership class. If an accumulated benefit obligation for service credit originally earned under the FRS Pension Plan is transferred to the Investment Plan, the member must have the years of service required for FRS Pension Plan vesting (including the service credit represented by the transferred funds) to be vested for these funds and the earnings on the funds. Nonvested employer contributions are placed in a suspense account for up to 5 years. If the employee returns to FRS-covered employment within the 5-year period, the employee will regain control over their account. If the employee does not return within the 5-year period, the employee will forfeit the accumulated account balance. For the fiscal year ended June 30, 2024, the information for the amount of forfeitures was unavailable from the SBA; however, management believes that these amounts, if any, would be immaterial to the District.

After termination and applying to receive benefits, the member may rollover vested funds to another qualified plan, structure a periodic payment under the Investment Plan, receive a lump-sum distribution, leave the funds invested for future distribution, or any combination of these options. Disability coverage is provided in which the member may either transfer the account balance to the FRS Pension Plan when approved for disability retirement to receive guaranteed lifetime monthly benefits under the FRS Pension Plan, or remain in the Investment Plan and rely upon that account balance for retirement income.

The District’s Investment Plan pension expense totaled \$7,393,110 for the fiscal year ended June 30, 2024.

E. Other Postemployment Benefit Obligations

Plan Description. The Other Postemployment Benefits Plan (OPEB Plan) is a single-employer defined benefit plan administered by the District that provides OPEB for all employees who satisfy the District’s retirement eligibility provisions. Pursuant to Section 112.0801, Florida Statutes, employees who retire from the District are eligible to participate in the District’s healthcare plan. Retirees and their eligible dependents shall be offered the same health and hospitalization insurance coverage as is offered to active employees at a premium cost of no more than the premium cost applicable to active employees.

Santa Rosa County District School Board Notes to Financial Statements

NOTE II: DETAILED NOTES ON ALL ACTIVITIES AND FUNDS (Continued)

The District subsidizes the premium rates paid by retirees by allowing them to participate in the OPEB Plan at reduced or blended group (implicitly subsidized) premium rates for both active and retired employees. These rates provide an implicit subsidy for retirees because retiree healthcare costs are generally greater than active employee healthcare costs.

The OPEB Plan contribution requirements and benefit terms of the District and the OPEB Plan members are established and may be amended through action from the Board. No assets are accumulated in a trust that meets the criteria in paragraph 4 of GASB Statement No. 75.

Benefits Provided. The OPEB Plan provides healthcare insurance benefits for retirees and their dependents. The OPEB Plan only provides an implicit subsidy as described above.

Employees Covered by Benefit Terms. As of June 30, 2024, the following employees were covered by the benefit terms:

Inactive employees or beneficiaries currently receiving benefits	63
Active employees	2,737
Total	2,800

Total OPEB Liability. The District’s total OPEB liability of \$15,170,653 was measured as of June 30, 2023, and was determined by an actuarial valuation as of June 30, 2023.

Actuarial Assumptions and Other Inputs. The total OPEB liability was determined using the following actuarial assumptions and other inputs, applied to all periods included in the measurement, unless otherwise specified:

Inflation rate	2.5 percent
Salary increase rate	4 percent
Discount rate	4.13 percent
Initial trend rate	7 percent
Ultimate trend rate	4 percent
Years to ultimate	51 years

All mortality rates were based on the Pub-2010 mortality tables with fully generational improvement using Scale MP-2020. Rates are based on those outlined in the July 1, 2023 FRS actuarial valuation report.

Mortality – Active Lives: For female lives, the headcount-weighted PubG-2010 female employee table was used. For male lives, the headcount-weighted PubG-2010 male below-median income employee table, set back one year, was used.

Mortality – Inactive Healthy Lives: For female lives, the headcount-weighted PubG-2010 female below-median income healthy retiree table was used. For male lives, the headcount-weighted PubG-2010 male below-median income healthy retiree table, set back one year, was used.

**Santa Rosa County District School Board
Notes to Financial Statements**

NOTE II: DETAILED NOTES ON ALL ACTIVITIES AND FUNDS (Continued)

Mortality – Disabled Lives: For female lives, the headcount-weighted PubG-2010 female disabled retiree table, set forward three years was used. For male lives, the headcount-weighted PubG-2010 male disabled retiree table, set forward three years, was used.

Discount Rate: Given the District’s decision not to fund the program, all future benefit payments were discounted using a high-quality municipal bond rate of 4.13 percent. The high-quality municipal bond rate was based on the measurement date of the S&P Municipal Bond 20 Year High Grade Rate Index as published by S&P Dow Jones Indices nearest the measurement date. The S&P Municipal 20 Year High Grade Rate Index consists of bonds in the S&P Municipal Bond Index with a maturity of 20 years. Eligible bonds must be rated at least AA by Standard & Poor’s Ratings Services, Aa2 by Moody’s or AA by Fitch. If there are multiple ratings, the lowest rating is used.

Changes in Total OPEB Liability:

	Amount
Balance at June 30, 2022	\$ 15,385,591
Changes for the fiscal year:	
Service cost	718,907
Interest	643,236
Differences between expected and actual experience	(1,316,833)
Changes of assumptions	502,322
Benefit payments	(762,570)
Net changes	(214,938)
Balance at June 30, 2023	\$ 15,170,653

Changes of assumptions reflect a change in the discount rate from 4.09 percent for the reporting period ended June 30, 2023, to 4.13 percent for the reporting period ended June 30, 2024.

Sensitivity of the Total OPEB Liability to Changes in the Discount Rate. The following table presents the total OPEB liability of the District, as well as what the Districts’ total OPEB liability would be if it were calculated using a discount rate that is 1 percentage point lower (3.13 percent) or 1 percentage point higher (5.13 percent) than the current rate:

	1% Decrease (3.13%)	Current Discount Rate (4.13%)	1% Increase (5.13%)
Total OPEB Liability	\$ 16,527,556	\$ 15,170,653	\$ 13,943,163

**Santa Rosa County District School Board
Notes to Financial Statements**

NOTE II: DETAILED NOTES ON ALL ACTIVITIES AND FUNDS (Continued)

Sensitivity of the Total OPEB Liability to Changes in the Healthcare Cost Trend Rates. The following table presents the total OPEB liability of the District, as well as what the District’s total OPEB liability would be if it were calculated using healthcare cost trend rates that are 1 percentage point lower (6 percent decreasing to 3 percent) or 1 percentage point higher (8 percent decreasing to 5 percent) than the current healthcare cost trend rates:

	Healthcare Cost Trend Rates		
	1% Decrease (6% decreasing to 3%)	(7% decreasing to 4%)	1% Increase (8% decreasing to 5%)
Total OPEB Liability	\$ 13,654,077	\$ 15,170,653	\$ 16,948,687

OPEB Expense and Deferred Outflows of Resources and Deferred Inflows of Resources Related to OPEB. For the fiscal year ended June 30, 2024, the District recognized OPEB revenue of \$179,351. At June 30, 2024, the District reported deferred outflows of resources and deferred inflows of resources related to OPEB from the following sources:

Description	Deferred Outflows of Resources	Deferred Inflows of Resources
Differences between expected and actual experience	\$ 430,198	\$ 5,176,197
Change of assumptions	674,510	3,662,266
Estimated benefits paid after measurement date	751,704	-
Total	\$ 1,856,412	\$ 8,838,463

The deferred outflows of resources related to OPEB resulting from benefits paid subsequent to the measurement date, totaling \$751,704, will be recognized as a reduction of the total OPEB liability in the fiscal year ending June 30, 2024. Other amounts reported as deferred outflows of resources and deferred inflows of resources related to OPEB will be recognized in OPEB expense as follows:

Fiscal Year Ending June 30	Amount
2025	\$ (1,545,394)
2026	(1,545,390)
2027	(1,408,059)
2028	(1,353,201)
2029	(1,353,200)
Thereafter	(528,511)
Total	\$ (7,733,755)

**Santa Rosa County District School Board
Notes to Financial Statements**

NOTE II: DETAILED NOTES ON ALL ACTIVITIES AND FUNDS (Continued)

F. Construction and Other Significant Commitments

Construction Contracts. The following is a schedule of major construction contract commitments at June 30, 2024:

Project	Contract Amount	Completed to Date	Balance Committed
Wallace Lake, Pace Area K-8	\$ 42,489,764	\$ 41,931,803	\$ 557,961
New South-End High School	114,525,145	34,998,750	79,526,395
New North-Area High School	1,000,000	32,075	967,925
Total	\$ 158,014,909	\$ 76,962,628	\$ 81,052,281

Encumbrances. Appropriations in governmental funds are encumbered upon issuance of purchase orders for goods and services. Even though appropriations lapse at the end of the fiscal year, unfilled purchase orders of the current year are carried forward and the next fiscal year's appropriations are likewise encumbered.

The following is a schedule of encumbrances at June 30, 2024:

Major Funds								
		Special Revenue -					Nonmajor Governmental	
General	Special Revenue - Food Service	Other Federal Programs	Federal ED Stabilization Fund	Capital Projects - Local Capital Improvement	Capital Projects - Other	Funds	Total Governmental Funds	
\$ 978,638	\$ 397,897	\$ 151,910	\$ 38,524	\$ 11,346,475	\$ 69,532,899	\$ 7,109	\$ 82,453,452	

G. Risk Management Programs

The District is exposed to various risks of loss related to torts; theft of, damage to, and destruction of assets; errors and omissions; injuries to employees; and natural disasters. The District limits its exposure to these risks through its membership in the Florida School Board Insurance Trust (Trust). The Trust is a self-insurance fund of Florida school boards established under the authority set forth in Section 1001.42, Florida Statutes, and was established for the purpose of pooling certain exposures (e.g. property, casualty, and workers' compensation); purchasing or procuring insurance coverage of various types of providing self-insurance; and providing risk management services for participating Florida school districts.

The District provides self-insured employee health coverage. The District entered into an agreement with a stop loss insurance company to provide specific excess coverage of claim amounts above \$175,000 on an individual claim basis and aggregate excess coverage of \$1 million. Aggregate excess coverage is paid out when total claims annually, minus specific excess coverage, exceed 100 percent of the overall variable claims cost.

**Santa Rosa County District School Board
Notes to Financial Statements**

NOTE II: DETAILED NOTES ON ALL ACTIVITIES AND FUNDS (Continued)

The District has contracted with an insurance administrator to administer the self-insurance programs, including the processing, investigating, and payment of claims. A liability in the amount of \$2,132,000 was actuarially determined to cover the estimated incurred but not reported insurance claims payable at June 30, 2024.

Dental, vision, long-term disability, short-term visibility, hospital indemnity, critical illness, accident, and life insurance coverages are provided through commercial insurance. Settled claims resulting from the above have exceeded commercial coverage once in the past 3 fiscal years.

Prior to July 1, 1997, the District was self-insured for worker’s compensation exposures up to specified limits. At June 30, 2024, a liability in the amount of \$202,049 was recorded to cover future claims payments relating to this former self-insurance program. This amount is recorded as deposits payable on the accompanying statement of net position and governmental funds balance sheet.

The following schedule represents the changes in claims liability for the past 2 fiscal years for the District’s self-insurance programs:

Fiscal Year	Beginning of Fiscal Year Liability	Current Year Claims and Changes in Estimates	Claims Payments	Balance at Fiscal Year End
Workers Compensation:				
2022-23	\$ 147,330	\$ -	\$ (5,753)	\$ 141,577
2023-24	141,577	60,472	-	202,049
Employee Health:				
2022-23	\$ 2,326,000	\$ 19,292,526	\$ (19,401,526)	\$ 2,217,000
2023-24	2,217,000	18,733,150	(18,818,150)	2,132,000

H. Long-Term Liabilities

1. Certificates of Participation

The District entered into financing arrangements with the Santa Rosa School Board Leasing Corporation (Leasing Corporation) whereby the District has authorized several certificates of participation debt issues, characterized as lease-purchase agreements.

**Santa Rosa County District School Board
Notes to Financial Statements**

NOTE II: DETAILED NOTES ON ALL ACTIVITIES AND FUNDS (Continued)

The following schedule describes the status of these issues at June 30, 2024:

Series	Original Amount	Principal Paid to Date	Balance
2014	\$ 20,520,000	\$ 17,435,000	\$ 3,085,000
2019	30,275,000	4,355,000	25,920,000
2021	12,505,000	2,805,000	9,700,000
2023A	62,640,000	-	62,640,000
2023B	8,950,000	125,000	8,825,000
		\$	110,170,000

As a condition of the financing arrangements, the District gave ground leases on District property to the Leasing Corporation. The ground lease on the properties associated with the Series 2014 Certificates ends on the earlier of (a) the date on which the Series 2014 Certificates have been paid in full or provision for their payment has been made, or (b) 10 years from the final maturity date of the Series 2014 Certificates and any series of certificates refunding the Series 2014 Certificates. It is not expected that the ground lease term with respect to the properties associated with the Series 2014 Certificates will exceed February 1, 2031. The lease payments are payable by the District semiannually, on February 1 and August 1 at interest rates ranging from 3 percent to 5 percent for the Series 2014 Certificates.

The ground lease on the properties associated with the Series 2019 Certificates ends on the earlier of (a) the date on which the Series 2019 Certificates have been paid in full or provision for their payment has been made, or (b) 10 years from the final maturity date of the Series 2019 Certificates and any series of certificates refunding the Series 2019 Certificates. It is not expected that the ground lease term with respect to the properties associated with the Series 2019 Certificates will exceed February 1, 2044. The lease payments are payable by the District semiannually, on February 1 and August 1 at interest rates ranging from 3 percent to 5 percent.

The ground lease on the properties associated with the Series 2021 Certificates ends on the earlier of (a) the date on which the Series 2019 Certificates have been paid in full or provision for their payment has been made, or (b) 10 years from the final maturity date of the Series 2019 Certificates and any series of certificates refunding the Series 2019 Certificates. It is not expected that the ground lease term with respect to the properties associated with the Series 2019 Certificates will exceed February 1, 2031. The lease payments are payable by the District semiannually, on February 1 and August 1 at an interest rate of 5 percent.

The ground lease on the properties associated with the Series 2023 Certificates ends on the earlier of (a) the date on which the Series 2023 Certificates have been paid in full or provision for their payment has been made, or (b) 10 years from the final maturity date of the Series 2023 Certificates and any series of certificates refunding the Series 2023 Certificates. It is not expected that the ground lease term with respect to the properties associated with the Series 2023 Certificates will exceed February 1, 2038.

Santa Rosa County District School Board Notes to Financial Statements

NOTE II: DETAILED NOTES ON ALL ACTIVITIES AND FUNDS (Continued)

The lease payments are payable by the District semiannually, on February 1 and August 1 at an interest rate of 5 percent. The Series 2023A Certificates were issued to finance a portion of the cost of the acquisition, construction, installation, and/ or equipping of the Series 2023A Project, and pay costs associated with the issuance of the Series 2023A Certificates. The Series 2023B Certificates were issued to prepay the outstanding Refunding Certificates of Participation, Series 2014, maturing on February 1, 2025, through and including February 1, 2029, and pay costs associated with the issuance of the Series 2023B Certificates.

The properties covered by the ground leases are, together with the improvements constructed thereon from the financing proceeds, leased back to the District. If the District fails to renew the leases and to provide for the rent payments through to term, the master lease-purchase agreement provides for several remedies that are available to the Leasing Corporation, including taking possession of the properties and selling or re-letting its interest therein.

The District properties included in the various ground leases under these arrangements include:

Series 2014:

- Navarre High School – Gymnasium, Classrooms and Maintenance Building
- Navarre High School – Cafeteria Expansion, Fieldhouse and North Wing Addition
- Thomas L. Sims Middle School – Classroom Spaces and Accoutrements
- Bennett C. Russell Elementary School
- Woodlawn Beach Middle School – Classroom Additions

Series 2019:

- East Bay K-8 School – New Construction

Series 2021:

- Wallace Lake K-8 School – New Construction

Series 2023:

- Seaside High School – New Construction

**Santa Rosa County District School Board
Notes to Financial Statements**

NOTE II: DETAILED NOTES ON ALL ACTIVITIES AND FUNDS (Continued)

The following is a schedule by years of future minimum lease payments under the lease agreement together with the present value of minimum lease payments as of June 30:

Fiscal Year	Total	Principal	Interest
2025	\$ 12,046,500	\$ 6,775,000	\$ 5,271,500
2026	12,052,750	7,120,000	4,932,750
2027	12,051,750	7,475,000	4,576,750
2028	12,048,000	7,845,000	4,203,000
2029	12,055,750	8,245,000	3,810,750
2030-2034	47,785,800	34,355,000	13,430,800
2035-2037	34,885,750	29,590,000	5,295,750
2040-2044	9,569,600	8,765,000	804,600
Total minimum lease payments	152,495,900	110,170,000	42,325,900
Plus: unamortized premium	9,497,306	9,497,306	-
Total certificates of participation	\$ 161,993,206	\$ 119,667,306	\$ 42,325,900

2. Bonds Payable

Bonds payable at June 30, 2024, are as follows:

Bond Type	Amount Outstanding	Interest Rates (Percent)	Annual Maturity To
State School Bonds:			
Series 2014A, Refunding	24,000	3.0 - 5.0	2025
Series 2017A, Refunding	48,000	5.0	2026
Series 2020A, Refunding	425,000	2.0 - 5.0	2030
Bonds payable	497,000		
Plus: unamortized premium	91,996		
Total bonds payable	\$ 588,996		

The various bonds were issued to finance capital outlay projects of the District. The following is a description of the bonded debt issues:

State School Bonds

These bonds are issued by the SBE on behalf of the District. The bonds mature serially and are secured by a pledge of the District's portion of the State-assessed motor vehicle license tax. The State's full faith and credit is also pledged as security for these bonds. Principal and interest payments, investment of debt service fund resources, and compliance with reserve requirements are administered by the SBE and the SBA.

**Santa Rosa County District School Board
Notes to Financial Statements**

NOTE II: DETAILED NOTES ON ALL ACTIVITIES AND FUNDS (Continued)

Annual requirements to amortize bonded debt outstanding as of June 30, 2024, are as follows:

Fiscal Year	Total	Principal	Interest
State School Bonds:			
2025	\$ 133,370	\$ 109,000	\$ 24,370
2026	110,400	91,000	19,400
2027	83,850	69,000	14,850
2028	83,400	72,000	11,400
2029	83,800	76,000	7,800
2030	84,000	80,000	4,000
Total State School Bonds	\$ 578,820	\$ 497,000	\$ 81,820

3. Subscription Arrangement Liability

The District has four subscription-based information technology arrangements (SBITAs) for the right to use another party's information technology software totaling \$5,474,373. The District has discounted the future minimum payments using its incremental borrowing rate of 2.2 percent. Future minimum payments under the SBITA and the present value of the minimum payments as of June 30, are as follows:

Fiscal Year ending June 30,	Total	Principal	Interest
2025	\$ 1,383,384	\$ 1,289,868	\$ 93,517
2026	1,152,438	1,083,452	68,986
2027	825,170	773,391	51,779
2028	824,883	790,579	34,304
2029	824,306	808,054	16,252
2030-2031	732,563	729,030	3,533
Total	\$ 5,742,744	\$ 5,474,374	\$ 268,371

**Santa Rosa County District School Board
Notes to Financial Statements**

NOTE II: DETAILED NOTES ON ALL ACTIVITIES AND FUNDS (Continued)

4. Changes in Long-Term Liabilities

The following is a summary of changes in long-term liabilities:

Description	Balance 7/1/2023	Additions	Deductions	Balance 6/30/2024	Due in One Year
GOVERNMENTAL ACTIVITIES					
Certificates of participation payable	\$ 51,165,000	\$ 71,590,000	\$ (12,585,000)	\$ 110,170,000	\$ 6,775,000
Unamortized premium	7,154,211	3,297,827	(954,733)	9,497,305	399,029
Total certificates of participation payable	58,319,211	74,887,827	(13,539,733)	119,667,305	7,174,029
Bonds payable	617,000	-	(120,000)	497,000	109,000
Unamortized premium	116,422	-	(24,426)	91,996	16,387
Total bonds payable	733,422	-	(144,426)	588,996	125,387
Subscription arrangement payable	5,797,129	320,506	(643,261)	5,474,374	\$ 1,289,868
Compensated absences payable	23,520,583	8,456,055	(8,371,585)	23,605,053	6,333,268
Net pension liability	156,527,072	85,758,709	(65,224,805)	177,060,976	-
Other post employment benefits liability	15,385,591	1,864,465	(2,079,403)	15,170,653	-
Total	\$ 260,283,008	\$ 171,287,562	\$ (90,003,213)	\$ 341,567,357	\$ 14,922,552

For the governmental activities, compensated absences and other postemployment benefits are generally liquidated with resources of the General Fund.

5. Defeased Debt

On October 25, 2023, the District issued Certificates of Participation, Series 2023B, to partially refund the District's Certificates of Participation, Series 2014. The COPS Series 2023B of \$8,950,000 (par value) with an interest rate of 5 percent partially refunded COPS Series 2014 with interest rates ranging from 3 percent to 5 percent and a par value of \$9,015,000. The refunding of the 2014 Series resulted in an economic savings (difference between the present value of the debt service payments on the old and new debt) of approximately \$70,000 and a decrease in the District's total debt service requirement by approximately \$101,000. The COPS final maturity was not extended. The COPS were issued at a net premium of \$283,797. After paying issuance costs of \$48,936, underwriter's discount of \$25,629, and bond issuance costs of \$25,505, the net proceeds were \$9,133,727. The District's pro rata share of net proceeds along with other minor amounts were placed in an irrevocable trust to provide for future debt service payments. As a result, \$9,015,000 of the Certificates of Participation are considered to be in-substance defeased, and the liability for this debt has been removed from the government-wide financial statements.

Santa Rosa County District School Board Notes to Financial Statements

NOTE II: DETAILED NOTES ON ALL ACTIVITIES AND FUNDS (Continued)

I. Fund Balance Reporting

In addition to committed and assigned fund balance categories discussed in Note I.F.10., fund balances may be classified as follows:

- **Nonspendable Fund Balance.** Nonspendable fund balance is the net current financial resources that cannot be spent because they are either not in spendable form or are legally or contractually required to be maintained intact. Generally, not in spendable form means that an item is not expected to be converted to cash.
- **Restricted Fund Balance.** Restricted fund balance is the portion of fund balance on which constraints have been placed by creditors, grantors, contributors, laws or regulations of other governments, constitutional provisions, or enabling legislation. Restricted fund balance places the most binding level of constraint on the use of fund balance.
- **Committed Fund Balance.** Committed fund balance is the portion of fund balance that can only be used for specific purposes pursuant to constraints imposed by formal action of the highest level of decision-making authority (i.e., resolution that is approved by a majority vote of the Board at a public meeting). These amounts cannot be used for any other purpose unless the Board removes or changes the specified use by taking the same action it employed to previously commit the amounts.
- **Assigned Fund Balance.** The assigned fund balance is the portion of fund balance that is intended to be used for specific purposes but is neither restricted nor committed. Assigned amounts include those that have been set aside for a specific purpose by an authorized government body or official, but the constraint imposed does not satisfy the criteria to be classified as restricted or committed. The District also classifies amounts as assigned that are constrained to be used for specific purposes based on actions of the Board and not included in other categories.
- **Unassigned Fund Balance.** The unassigned fund balance is the portion of fund balance that is the residual classification for the General Fund. This balance represents amounts that have not been assigned to other funds and that have not been restricted, committed, or assigned for specific purposes.

**Santa Rosa County District School Board
Notes to Financial Statements**

NOTE II: DETAILED NOTES ON ALL ACTIVITIES AND FUNDS (Continued)

Interfund Receivables and Payables

The following is a summary of interfund receivables and payables reported in the fund financial statements:

Funds	Interfund	
	Transfers In	Transfers Out
Major funds:		
General	\$ 257,558	\$ -
Special revenue: other federal programs	-	257,558
TOTAL	\$ 257,558	\$ 257,558

The interfund receivable and payables represent temporary loans between funds to cover expenditures incurred prior to reimbursement from outside parties. All balances are expected to be repaid within one year.

J. Revenues

1. Schedule of State Revenue Sources

The following is a schedule of the District's State revenue for the 2023-2024 fiscal year:

Sources	Amount
Florida education finance program	\$ 152,903,520
Class size reduction categorical	28,236,927
School recognition	3,287,772
Motor vehicle license tax (capital outlay and debt service)	2,726,704
Workforce development	1,200,468
Voluntary prekindergarten program	862,056
Food service supplement	109,631
Charter school capital outlay	54,008
Mobile home license tax	41,611
Miscellaneous	1,950,683
Total	\$ 191,373,380

Accounting policies relating to certain State revenue sources are described in Note 1.G.2.

**Santa Rosa County District School Board
Notes to Financial Statements**

NOTE II: DETAILED NOTES ON ALL ACTIVITIES AND FUNDS (Continued)

2. Property Taxes

The following is a summary of millages and taxes levied on the 2023 tax roll for the 2023-2024 fiscal year:

	Millages	Taxes Levied
General Fund		
Nonvoted school tax		
Required local effort	3.198	\$ 59,179,927
Basic discretionary local effort	0.748	13,841,959
Capital Projects Funds - Local Capital Improvement Fund		
Nonvoted tax		
Local capital improvements	1.500	27,757,940
Total	5.446	\$ 100,779,826

K. Interfund Transfers

The following is a summary of interfund transfers as reported in the fund financial statements:

Funds	Interfund	
	Transfers In	Transfers Out
Major funds:		
General	\$ 6,784,001	\$ 409,971
Special revenue: food service	10,326	-
Special revenue: other federal programs	399,645	-
Capital projects:		
Local capital improvement tax	-	12,650,259
Other capital projects	-	1,802,809
Nonmajor governmental funds	7,669,067	
TOTAL	\$ 14,863,039	\$ 14,863,039

The District made transfers to the General Fund to cover payments on the student transportation contract, pay for certain property and casualty insurance premiums, cover payments for computer upgrades, facilitate the transfer of State funds to its charter schools, cover a growth management/impact fee study, and pay for network infrastructure. The District made transfers to the Special Revenue – Other Federal Programs Fund to cover the District’s portion of Reserve Officer Training Corps. The District made transfers to the nonmajor governmental funds to facilitate debt service payments on certificates of participation. The District made transfers to Food Service to facilitate payments of school recognition funds to food service workers.

Santa Rosa County District School Board Notes to Financial Statements

NOTE III: CONTINGENCIES

The District is involved in several pending and threatened legal actions. The range of potential loss from all such claims and actions, as estimated by District management and the Board's legal counsel, should not materially affect the financial condition of the District.

**Required Supplementary Information
(Other Than MD&A)**

Santa Rosa County District School Board Budget to Actual Comparison Schedule – General Fund

For the year ended June 30,

2024

	Budgeted Amounts		Actual Amounts	Variance with Final Budget - Positive
	Original	Final		
Revenues				
Intergovernmental:				
Federal direct	\$ 850,000	\$ 1,188,971	\$ 1,188,971	\$ -
Federal through state	1,400,000	964,832	964,832	-
State sources	194,884,892	190,201,006	189,939,766	(261,240)
Local sources	76,400,189	79,248,397	79,038,879	(209,518)
Total revenues	273,535,081	271,603,206	271,132,448	(470,758)
Expenditures				
Instruction	185,392,205	179,645,291	170,317,886	9,327,405
Student personnel services	14,097,164	13,573,404	13,204,536	368,868
Instructional media services	2,907,842	3,014,070	2,797,020	217,050
Instructional and curriculum development services	5,693,236	6,405,318	6,157,396	247,922
Instructional staff training services	1,039,654	1,176,797	976,035	200,762
Instruction related technology	2,183,479	3,032,280	2,927,624	104,656
Board of education	682,096	676,834	662,750	14,084
General administration	5,327,782	1,191,345	1,191,287	58
School administration	17,246,998	18,367,770	18,085,392	282,378
Facilities acquisition and construction	69,841	143,377	54,008	89,369
Fiscal services	1,682,917	1,787,426	1,730,047	57,379
Food services	-	2,987	-	2,987
Central services	3,706,254	3,826,895	3,601,913	224,982
Student transportation services	14,444,896	15,135,256	14,789,551	345,705
Operation of plant	24,401,267	24,762,450	24,422,900	339,550
Maintenance of plant	5,383,321	5,248,386	4,755,753	492,633
Administrative technology services	4,741,565	3,804,262	3,734,688	69,574
Community services	2,082,554	3,002,799	2,822,576	180,223
Fixed capital outlay:				
Facilities acquisition and construction	-	54,773	54,773	-
Other capital outlay	-	805,867	807,890	(2,023)
Total expenditures	291,083,071	285,657,587	273,094,025	12,563,562
Excess (deficiency) of revenues over expenditures	(17,547,990)	(14,054,381)	(1,961,577)	12,092,804
Other financing sources (uses)				
Loss recoveries	6,870	17,269	16,704	565
Transfers in	6,108,436	6,784,001	6,784,001	-
Transfers out	(480,000)	(409,971)	(409,971)	-
Total other financing sources	5,635,306	6,391,299	6,390,734	565
Net change in fund balances	(11,912,684)	(7,663,082)	4,429,157	12,092,239
Fund balances - beginning	25,636,691	25,636,691	25,636,691	-
Fund balances - ending	\$ 13,724,007	\$ 17,973,609	\$ 30,065,848	\$ 12,092,239

**Santa Rosa County District School Board
Budget to Actual Comparison Schedule – Special Revenue –
Food Service Fund**

<i>For the year ended June 30,</i>	2024			
	<u>Budgeted Amounts</u>			Variance with Final Budget - Positive (Negative)
	Original	Final	Actual Amounts	
Revenues				
Intergovernmental:				
Federal through state	\$ 10,145,097	\$ 11,329,940	\$ 10,382,629	\$ (947,311)
State sources	409,132	413,101	109,631	(303,470)
Local sources	5,188,123	7,445,046	7,196,912	(248,134)
Total revenues	15,742,352	19,188,087	17,689,172	(1,498,915)
Expenditures				
Food services	24,120,555	29,703,602	14,551,378	15,152,224
Other capital outlay	-	3,318,104	3,318,104	-
Total expenditures	24,120,555	33,021,706	17,869,482	15,152,224
Excess (deficiency) of revenues over expenditures	(8,378,203)	(13,833,619)	(180,310)	13,653,309
Other financing sources (uses)				
Loss recoveries	-	14,638	12,525	2,113
Transfers in	-	10,326	10,326	-
Total other financing sources (uses)	-	24,964	22,851	2,113
Net change in fund balances	(8,378,203)	(13,808,655)	(157,459)	13,651,196
Fund balances - beginning	16,796,573	16,796,573	16,796,573	-
Fund balances - ending	\$ 8,418,370	\$ 2,987,918	\$ 16,639,114	\$ 13,651,196

**Santa Rosa County District School Board
Budget to Actual Comparison Schedule – Special Revenue –
Other Federal Projects Fund**

For the year ended June 30,

2024

	Budgeted Amounts		Actual Amounts	Variance with
	Original	Final		Final Budget - Positive (Negative)
Revenues				
Intergovernmental:				
Federal direct	\$ 2,549,281	\$ 8,126,308	\$ 4,263,866	\$ (3,862,442)
Federal through state	14,768,647	17,923,062	15,389,699	(2,533,363)
Total revenues	17,317,928	26,049,370	19,653,565	(6,395,805)
Expenditures				
Instruction	11,792,200	17,124,732	12,774,306	4,350,426
Pupil personnel services	1,211,423	2,033,609	1,416,207	617,402
Instructional media services	25,952	28,294	25,352	2,942
Instructional and curriculum development	2,522,146	3,112,746	2,784,704	328,042
Instructional staff training	838,960	1,507,332	1,095,066	412,266
Instruction related technology	120,725	215,931	194,146	21,785
General administration	506,684	981,413	657,551	323,862
School administration	168,200	578,649	338,247	240,402
Facilities acquisition and construction	-	24,800	16,000	8,800
Pupil transportation services	45,331	87,318	23,141	64,177
Operation of plant	35,960	107,600	68,215	39,385
Maintenance of plant	30	500	-	500
Community services	507,350	602,918	588,905	14,013
Fixed capital outlay:				
Facilities acquisition and construction	-	-	-	-
Other capital outlay	-	25,221	25,221	-
Total expenditures	17,797,928	26,483,038	20,053,210	6,429,828
Excess (deficiency) of revenues over expenditures	(480,000)	(433,668)	(399,645)	34,023
Other financing sources (uses)				
Transfers in	480,000	399,647	399,645	2
Total other financing sources and (uses)	480,000	399,647	399,645	2
Net change in fund balances	-	(34,021)	-	34,021
Fund balances - beginning	-	-	-	-
Fund balances - ending	\$ -	\$ (34,021)	\$ -	\$ 34,021

**Santa Rosa County District School Board
Budget to Actual Comparison Schedule – Special Revenue –
Federal Education Stabilization Fund**

For the year ended June 30,

2024

	Budgeted Amounts		Actual Amounts	Variance with
	Original	Final		Final Budget - Positive (Negative)
Revenues				
Intergovernmental:				
Federal through state	13,419,996	13,597,723	\$ 12,478,972	\$ (1,118,751)
Total revenues	13,419,996	13,597,723	12,478,972	(1,118,751)
Expenditures				
Instruction	6,428,819	8,146,735	7,322,794	823,941
Pupil personnel services	1,830,717	1,919,042	1,846,855	72,187
Instructional media services	9,229	9,000	9,000	-
Instructional and curriculum development	815,582	930,932	836,149	94,783
Instructional staff training	107,603	70,792	52,711	18,081
Instruction related technology	198,954	19,729	-	19,729
General administration	311,734	445,607	387,980	57,627
School administration	6,000	61,319	6,000	55,319
Central services	136,174	130,290	130,289	1
Pupil transportation services	395,290	226,740	219,193	7,547
Operation of plant	6,141	95,167	99,823	(4,656)
Administrative technology services	2,091,296	350,799	350,799	-
Community services	1,082,457	1,191,571	1,170,002	21,569
Fixed capital outlay:				
Other capital outlay	-	47,377	47,377	-
Total expenditures	13,419,996	13,645,100	12,478,972	1,166,128
Net change in fund balances	-	(47,377)	-	47,377
Fund balances - beginning	-	-	-	-
Fund balances - ending	\$ -	\$ (47,377)	\$ -	\$ 47,377

**Santa Rosa County District School Board
Schedule of Changes in the Total OPEB Liability and Related Ratios**

<i>June 30,</i>	2024	2023	2022	2021	2020	2019	2018
Total OPEB Liability							
Service cost	\$ 718,907	\$ 998,947	\$ 1,787,090	\$ 1,682,065	\$ 1,297,998	\$ 1,310,422	\$ 1,424,253
Interest	643,236	395,391	623,941	597,154	812,663	725,422	579,681
Differences between expected and actual experience	(1,316,833)	-	(6,438,347)	-	860,398	-	-
Changes of assumptions	502,322	(2,790,392)	146,403	239,123	(2,260,467)	(493,690)	(1,236,047)
Benefit payments	(762,570)	(709,367)	(590,949)	(549,720)	(826,875)	(762,097)	(700,779)
Net change in Total OPEB Liability	(214,938)	(2,105,421)	(4,471,862)	1,968,622	(116,283)	780,057	67,108
Total OPEB Liability - Beginning	15,385,591	17,491,012	21,962,874	19,994,252	20,110,535	19,330,478	19,263,370
Total OPEB Liability - Ending	\$ 15,170,653	\$ 15,385,591	\$ 17,491,012	\$ 21,962,874	\$ 19,994,252	\$ 20,110,535	\$ 19,330,478
Covered Employee Payroll	\$ 129,141,138	\$ 136,643,736	\$ 131,338,208	\$ 133,869,074	\$ 128,720,263	\$ 117,750,176	\$ 108,866,657
Total OPEB Liability as a percentage of covered employee payroll	11.75%	11.26%	13.32%	16.41%	15.53%	17.08%	17.76%

Note: Schedule is intended to show information for 10 years. Additional years will be displayed as they become available.

**Santa Rosa County District School Board
Schedule of the District's Proportionate Share of the Net Pension Liability –
Florida Retirement System Pension Plan (1)**

Fiscal Year Ending June 30,	District's Proportion of the FRS Net Pension Liability	District's Proportionate Share of the FRS Net Pension Liability	District's Covered Payroll	District's Proportionate Share of the FRS Net Pension Liability as a Percentage of its Covered Payroll	FRS Plan Fiduciary Net Position as a Percentage of the Total Pension Liability
2014	0.3013666%	\$ 18,387,792	\$ 113,783,755	16.16%	96.09%
2015	0.2927412%	37,811,446	114,639,462	32.98%	92.00%
2016	0.2839589%	71,699,838	123,528,778	58.04%	84.88%
2017	0.2650141%	78,389,398	120,728,089	64.93%	83.89%
2018	0.2726184%	82,114,081	128,388,264	63.96%	84.26%
2019	0.2755036%	94,879,611	134,938,347	70.31%	82.61%
2020	0.2799137%	121,318,714	141,669,156	85.64%	78.85%
2021	0.3074991%	23,228,062	143,767,730	16.16%	96.40%
2022	0.3059876%	113,851,987	146,857,814	77.53%	82.89%
2023	0.2880350%	114,772,839	155,409,122	73.85%	82.38%

**Santa Rosa County District School Board
Schedule of District Contributions –
Florida Retirement System Pension Plan (1)**

Fiscal Year Ending June 30,	Contractually Required FRS Contribution	FRS Contributions in Relation to the Contractually Required Contribution	District's Covered Payroll	FRS Contributions as a Percentage of Covered Payroll
2015	\$ 7,137,278	\$ (7,137,278)	\$ 114,639,462	6.23%
2016	6,924,790	(6,924,790)	123,528,778	5.61%
2017	6,898,970	(6,898,970)	120,728,089	5.71%
2018	7,769,406	(7,769,406)	128,388,264	6.05%
2019	8,542,600	(8,542,600)	134,938,347	6.33%
2020	9,300,291	(9,300,291)	141,669,156	6.56%
2021	11,714,387	(11,714,387)	143,767,730	8.15%
2022	13,057,049	(13,057,049)	146,857,814	8.89%
2023	13,856,337	(13,856,337)	155,409,122	8.92%
2024	15,271,956	(15,271,956)	158,090,205	9.66%

**Santa Rosa County District School Board
 Schedule of the District's Proportionate Share of the Net Pension Liability –
 Health Insurance Subsidy Pension Plan (1)**

Fiscal Year Ending June 30,	District's Proportion of the HIS Net Pension Liability	District's Proportionate Share of the HIS Net Pension Liability	District's Covered Payroll	District's Proportionate Share of the HIS Net Pension Liability as a Percentage of its Covered Payroll	HIS Plan Fiduciary Net Position as a Percentage of the Total Pension Liability
2014	0.3836937%	\$ 35,806,848	\$ 113,783,755	31.47%	0.99%
2015	0.3829509%	38,533,451	114,639,462	33.61%	0.50%
2016	0.3778372%	46,366,688	123,528,778	37.54%	0.97%
2017	0.3978407%	40,487,029	120,728,089	33.54%	1.64%
2018	0.3786502%	41,594,028	128,388,264	32.40%	2.15%
2019	0.3929855%	45,117,030	134,938,347	33.44%	2.63%
2020	0.4032267%	49,869,839	141,669,156	35.20%	3.00%
2021	0.4084398%	49,818,961	143,767,730	34.65%	3.56%
2022	0.4061382%	42,675,084	146,857,814	29.06%	4.81%
2023	0.4029145%	62,288,137	155,409,122	40.08%	4.12%

**Santa Rosa County District School Board
 Schedule of District Contributions –
 Health Insurance Subsidy Pension Plan (1)**

Fiscal Year Ending June 30,	Contractually Required HIS Contribution	HIS Contributions in Relation to the Contractually Required Contribution	District's Covered Payroll	HIS Contributions as a Percentage of Covered Payroll
2015	\$ 1,444,329	\$ (1,444,329)	\$ 114,639,462	1.26%
2016	2,039,187	(2,039,187)	123,528,778	1.65%
2017	2,003,926	(2,003,926)	120,728,089	1.66%
2018	2,131,170	(2,131,170)	128,388,264	1.66%
2019	2,239,079	(2,239,079)	134,938,347	1.66%
2020	2,353,647	(2,353,647)	141,669,156	1.66%
2021	2,387,284	(2,387,284)	143,767,730	1.66%
2022	2,437,972	(2,437,972)	146,857,814	1.66%
2023	2,580,286	(2,580,286)	155,409,122	1.66%
2024	3,162,628	(3,162,628)	158,090,205	2.00%

Santa Rosa County District School Board Notes to Required Supplementary Information

NOTE 1: BUDGETARY BASIS OF ACCOUNTING

The Board follows procedures established by State law and State Board of Education (SBE) rules in establishing budget balances for governmental funds, as described below:

- Budgets are prepared, public hearings are held, and original budgets are adopted annually for all governmental fund types in accordance with procedures and time intervals prescribed by State law and SBE rules.
- Appropriations are controlled at the object level (e.g., salaries, purchased services, and capital outlay) within each activity (e.g., instruction, student transportation services, and school administration) and may be amended by resolution at any Board meeting prior to the due date for the annual financial report.
- Budgets are prepared using the same modified accrual basis as is used to account for governmental funds.
- Budgetary information is integrated into the accounting system, and, to facilitate budget control, budget balances are encumbered when purchase orders are issued. Appropriations lapse at fiscal year-end, and encumbrances outstanding are honored from the subsequent fiscal year's appropriations.

NOTE 2: SCHEDULE OF CHANGES IN THE DISTRICT'S TOTAL OTHER POSTEMPLOYMENT BENEFITS LIABILITY AND RELATED RATIOS

Differences Between Expected and Actual Experience. Differences between expected and actual experience reflects the impact of changes to the census data from the prior valuation to the valuation as of June 30, 2023.

Changes of Assumptions. Changes of assumptions and other inputs reflect the effects of changes in the discount rate each period. The following are the discount rates used in each period:

Fiscal Year Ending June 30, 2024	4.13%
Fiscal Year Ending June 30, 2023	4.09%
Fiscal Year Ending June 30, 2022	2.18%
Fiscal Year Ending June 30, 2021	2.66%
Fiscal Year Ending June 30, 2020	2.79%
Fiscal Year Ending June 30, 2019	3.87%
Fiscal Year Ending June 30, 2018	3.58%
Fiscal Year Ending June 30, 2017	2.85%

Also reflected as assumption changes are updated health care costs and premiums.

**Santa Rosa County District School Board
Notes to Required Supplementary Information**

NOTE 2: SCHEDULE OF CHANGES IN THE DISTRICT'S TOTAL OTHER POSTEMPLOYMENT BENEFITS LIABILITY AND RELATED RATIOS (Continued)

Benefit Payments. Expected net benefit payments produced by the valuation model are shown in the table above.

NOTE 3: SCHEDULE OF NET PENSION LIABILITY AND SCHEDULE OF CONTRIBUTIONS – HEALTH INSURANCE SUBSIDY PENSION PLAN

Changes of Assumptions. In 2023, the municipal bond rate used to determine total pension liability was increased from 3.54 percent to 3.65 percent; and the level of monthly benefits increased from \$5 times years of service to \$7.50, with an increased minimum of \$45 and maximum of \$225.

Other Information

Santa Rosa County District School Board Schedule of Expenditures of Federal Awards

<i>For the year ended June 30, 2024</i>	Assistance Listing Number	Pass - Through Grantor Number	Amount of Expenditures (Note 1)	Amount Provided To Subrecipients
Clustered				
Child Nutrition Cluster:				
United States Department of Agriculture:				
Indirect:				
Florida Department of Agriculture and Consumer Services:				
School Breakfast Program (SBP)	10.553	300	\$ 1,963,329	\$ -
National School Lunch Program (NSLP)	10.555 (2)	300,321	7,820,313	-
Summer Food Service Program for Children SFSP)	10.559	323	206,685	-
Fresh Fruit and Vegetable Program	10.582	N/A	72,506	-
Total Child Nutrition Cluster			10,062,833	-
Forest Service Schools and Roads Cluster				
United States Department of Agriculture				
Indirect:				
Florida Department of Financial Services				
Schools and Roads - Grants to States	10.665	none	24	-
Total Forest Service Schools and Roads Cluster			24	-
WIOA Cluster				
United States Department of Labor:				
Indirect:				
Workforce Escarosa, Inc.:				
WIOA Youth Activities	17.259	none	294,591	-
Total WIOA Cluster			294,591	-
Student Financial Assistance Cluster:				
United States Department of Education:				
Direct:				
Federal Pell Grant Program	84.063	N/A	477,339	-
Total Student Financial Assistance Cluster			477,339	-
Special Education Cluster:				
United States Department of Education:				
Indirect:				
Florida Department of Education:				
Special Education-Grants to States (IDEA, Part B) COVID-19 - Individuals with Disabilities Education Act/American Rescue Plan Act of 2021 (ARP) - Special Education Grants to States	84.027A	263	6,403,087	-
Special Education-Grants to States COVID-19 - Individuals with Disabilities Education Act/American Rescue Plan Act of 2021 (ARP) - Special Education Grants to States	84.027X	263	97,989	-
Special Education-Preschool Grants (IDEA, Preschool) COVID-19 - Individuals with Disabilities Education Act/American Rescue Plan Act of 2021 (ARP) - State Grants-B - Preschool (619)	84.173A	267	218,305	-
State Grants-B - Preschool (619)	84.173X	267	10,709	-
Total Special Education Cluster			6,730,090	-

(continued)

Santa Rosa County District School Board Schedule of Expenditures of Federal Awards

<i>For the year ended June 30, 2024</i>	Assistance Listing Number	Pass - Through Grantor Number	Amount of Expenditures (Note 1)	Amount Provided To Subrecipients
Head Start Cluster				
United States Department of Health and Human Services:				
Direct:				
Head Start (Note 4)	93.600 (3)	none	3,243,933	-
Total Head Start Cluster			3,243,933	-
CCDF Cluster				
United States Department of Health and Human Services:				
Indirect:				
Early Learning Coalition:				
Child Care and Development Block Grant	93.575	none	1,208,170	-
Total CCDF Cluster			1,208,170	-
Not Clustered				
United States Department of Agriculture:				
Indirect:				
Florida Department of Agriculture and Consumer Services:				
Child and Adult Care Food Program	10.558	5745	\$ 220,519	-
Total United States Department of Education			220,519	-
United States Department of Defense:				
Direct:				
Air Force Junior Reserve Officers Training Corps	12.U01	N/A	92,170	-
Navy Junior Reserve Officers Training Corps	12.U02	N/A	424,917	-
Support for Student Achievement at Military Connected Sc	12.556	N/A	157,339	-
Total United States Department of Defense			674,426	-
United States Department of Labor:				
Indirect:				
Florida State College at Jacksonville:				
Florida Apprenticeship	17.268	none	680	-
Total United States Department of Labor			680	-
United States Department of Education:				
Education Stabilization Fund (ESF)				
Indirect:				
Florida Department of Education:				
COVID-19 - Elementary and Secondary Emergency Relief (ESSER)	84.425D	124	865,985	15,204
ARP ESSER III	84.425U	121	10,195,918	234,861
ARP ESSER III - Homeless Children and Youth	84.425W	122	118,159	-
Total Education Stabilization Fund			11,180,062	250,065

(continued)

Santa Rosa County District School Board Schedule of Expenditures of Federal Awards

<i>For the year ended June 30, 2024</i>	Assistance Listing Number	Pass - Through Grantor Number	Amount of Expenditures (Note 1)	Amount Provided To Subrecipients
Direct:				
Impact Aid	84.041	N/A	1,188,971	-
Indirect:				
Florida Department of Education:				
Adult Education - Basic Grants to States	84.002	191, 193	291,851	-
Title I Grants to Local Education Agencies	84.010A	212, 226	6,262,210	156,669
Career and Technical Education - Basic Grants to States	84.048	161	425,640	-
Education for Homeless Children and Youth	84.196A	127	134,530	-
English Language Acquisition Grants	84.365A	102	64,767	-
Supporting Effective Instruction State Grants	84.367A	224	841,155	-
Student Support & Academic Enrichment Program	84.424	241	434,926	883
Total United States Department of Education			20,824,112	407,617
Total Expenditures of Federal Awards			\$ 43,736,717	\$ 407,617

Santa Rosa County District School Board Notes to Schedule of Expenditures of Federal Awards

Notes:

- (1) Basis of Presentation – The accompanying Schedule of Expenditures of Federal Awards (Schedule) includes the Federal award activity of the District under programs of the Federal government for the fiscal year ended June 30, 2024. The information in this Schedule is presented in accordance with the requirement of Title 2 *U.S. Code of Federal Regulations Part 200, Uniform Administrative Requirements, Cost Principles, and Audit Requirements for Federal Awards* (Uniform Guidance). Because the Schedule presents only a selected portion of the operations of the District, it is not intended to and does not present the financial position, changes in net position, or cash flows of the District.

The District did not expend federal awards related to loans or loan guarantees during the year ended June 30, 2024.

The District does not provide, purchase, or sell any federally funded insurance.

- (2) Summary of Significant Accounting Policies – Expenditures reported on the Schedule are reported on the modified accrual basis of accounting. Such expenditures are recognized following the cost principles contained in the Uniform Guidance, wherein certain types of expenditures are not allowable or are limited as to reimbursement.
- (3) Indirect Cost Rate – The District’s cognizant agency is Florida Department of Education (“FLDOE”). For the fiscal year 2023-2024, FLDOE approved a restricted indirect cost rate of 4.37%. As a result of the approved indirect cost rate, the District does not have the option to elect the 10 percent de minimis rate in accordance with Uniform Guidance.
- (4) Noncash Assistance – National School Lunch Program – The District received \$864,570 amount of donated food received during the fiscal year. Donated food commodities are valued at fair value as determined at time of donation.
- (5) Head Start – Expenditures include \$2,053,207 for grant number/program year 04CH011424/04 and \$1,190,726 for grant number/program year 04CH011424/05.

Compliance Section

**INDEPENDENT AUDITOR’S REPORT ON INTERNAL CONTROL OVER
FINANCIAL REPORTING AND ON COMPLIANCE AND OTHER MATTERS
BASED ON AN AUDIT OF FINANCIAL STATEMENTS PERFORMED IN
ACCORDANCE WITH GOVERNMENT AUDITING STANDARDS**

To the Santa Rosa County District School Board and
Dr. Karen Barber, Superintendent of Schools
Milton, Florida

We have audited, in accordance with the auditing standards generally accepted in the United States of America and the standards applicable to financial audits contained in *Government Auditing Standards* issued by the Comptroller General of the United States, the financial statements of the governmental activities, the aggregate discretely presented component units, each major fund, and the aggregate remaining fund information of Santa Rosa County District School Board (hereinafter referred to as the “District”), as of and for the year ended June 30, 2024, and the related notes to the financial statements, which collectively comprise the District’s basic financial statements, and have issued our report thereon dated March 28, 2025. Our report includes a reference to other auditors who audited the financial statements of the aggregate discretely presented component units, as described in our report on the District’s financial statements. This report does not include the results of the other auditor’s testing of internal control over financial reporting or compliance and other matters that are reported on separately by those auditors.

Report on Internal Control Over Financial Reporting

In planning and performing our audit of the financial statements, we considered the District’s internal control over financial reporting (internal control) as a basis for designing audit procedures that are appropriate in the circumstances for the purpose of expressing our opinions on the financial statements, but not for the purpose of expressing an opinion on the effectiveness of the District’s internal control. Accordingly, we do not express an opinion on the effectiveness of the District’s internal control.

A *deficiency in internal control* exists when the design or operation of a control does not allow management or employees, in the normal course of performing their assigned functions, to prevent, or detect and correct, misstatements on a timely basis. A *material weakness* is a deficiency, or a combination of deficiencies, in internal control, such that there is a reasonable possibility that a material misstatement of the entity’s financial statements will not be prevented, or detected and corrected on a timely basis. A *significant deficiency* is a deficiency, or a combination of deficiencies, in internal control that is less severe than a material weakness, yet important enough to merit attention by those charged with governance.

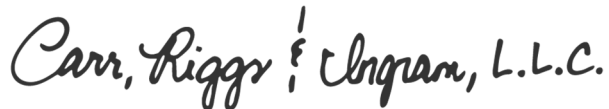
Our consideration of internal control was for the limited purpose described in the first paragraph of this section and was not designed to identify all deficiencies in internal control that might be material weaknesses or significant deficiencies. Given these limitations, during our audit we did not identify any deficiencies in internal control that we consider to be material weaknesses. However, material weaknesses or significant deficiencies may exist that were not identified.

Report on Compliance and Other Matters

As part of obtaining reasonable assurance about whether the District's financial statements are free from material misstatement, we performed tests of its compliance with certain provisions of laws regulations, contracts, and grant agreements, noncompliance with which could have a direct and material effect on the financial statements. However, providing an opinion on compliance with those provisions was not an objective of our audit, and accordingly, we do not express such an opinion. The results of our tests disclosed no instances of noncompliance or other matters that are required to be reported under *Government Auditing Standards*.

Purpose of This Report

The purpose of this report is solely to describe the scope of our testing of internal control and compliance and the results of that testing, and not to provide an opinion on the effectiveness of the District's internal control or on compliance. This report is an integral part of an audit performed in accordance with *Government Auditing Standards* in considering the District's internal control and compliance. Accordingly, this communication is not suitable for any other purpose.



CARR, RIGGS & INGRAM, LLC

Fort Walton Beach, Florida
March 28, 2025

INDEPENDENT AUDITOR’S REPORT ON COMPLIANCE FOR EACH MAJOR PROGRAM AND ON INTERNAL CONTROL OVER COMPLIANCE REQUIRED BY THE UNIFORM GUIDANCE

To the Santa Rosa County District School Board and
Dr. Karen Barber, Superintendent of Schools
Milton, Florida

Report on Compliance for Each Major Federal Program

Opinion on Each Major Federal Program

We have audited the Santa Rosa County District School Board’s (“the District”) compliance with the types of compliance requirements described in the *OMB Compliance Supplement* that could have direct and material effect on each of the District's major federal programs for the year ended June 30, 2024. The District's major federal programs are identified in the summary of auditor’s results section of the accompanying schedule of findings and questioned costs.

In our opinion, the District complied, in all material respects, with the compliance requirements referred to above that could have a direct and material effect on each of its major federal programs for the year ended June 30, 2024.

Basis for Opinion on Each Major Federal Program

We conducted our audit of compliance in accordance with auditing standards generally accepted in the United States of America; the standards applicable to financial audits contained in *Government Auditing Standards*, issued by the Comptroller General of the United States; and the audit requirements of Title 2 U.S. *Code of Federal Regulations* Part 200, *Uniform Administrative Requirements, Cost Principles, and Audit Requirements for Federal Awards* (Uniform Guidance). Our responsibilities under those standards and the Uniform Guidance are further described in the Auditor’s Responsibilities for the Audit of Compliance section of our report.

We are required to be independent of the District and to meet our other ethical responsibilities, in accordance with relevant ethical requirement relating to our audit. We believe that the audit evidence we have obtained is sufficient and appropriate to provide a basis for our opinion on compliance for each major federal program. Our audit does not provide a legal determination of the District’s compliance with the compliance requirements referred to above.

Responsibilities of Management for Compliance

Management is responsible for compliance with the requirements referred to above and for the design, implementation, and maintenance of effective internal control over compliance with the requirements of laws, statutes, regulations, rules, and provisions of contracts or grant agreements applicable to the District's federal programs.

Auditor's Responsibilities for the Audit of Compliance

Our objectives are to obtain reasonable assurance about whether material noncompliance with the compliance requirements referred to above occurred, whether due to fraud or error, and express an opinion on the District's compliance based on our audit. Reasonable assurance is a high level of assurance but is not absolute assurance and therefore is not a guarantee that an audit conducted in accordance with generally accepted auditing standards, *Government Auditing Standards*, and the Uniform Guidance will always detect material noncompliance when it exists. The risk of not detecting material noncompliance resulting from fraud is higher than for that resulting from error, as fraud may involve collusion, forgery, intentional omissions, misrepresentation, or the override of internal control. Noncompliance with the compliance requirements referred to above is considered material if there is a substantial likelihood that, individually or in the aggregate, it would influence the judgment made by a reasonable user of the report on compliance about the District's compliance with the requirements of each major federal program as a whole.

In performing an audit in accordance with generally accepted auditing standards, *Government Auditing Standards*, and the Uniform Guidance, we:

- Exercise professional judgment and maintain professional skepticism throughout the audit.
- Identify and assess the risks of material noncompliance, whether due to fraud or error, and design and perform audit procedures responsive to those risks. Such procedures include examining, on a test basis, evidence regarding the District's compliance with the compliance requirements referred to above and performing such other procedures as we considered necessary in the circumstances.
- Obtain an understanding of the District's internal control over compliance relevant to the audit in order to design audit procedures that are appropriate in the circumstances and to test and report on internal control over compliance in accordance with the Uniform Guidance, but not for the purpose of expressing an opinion on the effectiveness of the District's internal control over compliance. Accordingly, no such opinion is expressed.

We are required to communicate with those charged with governance regarding, among other matters, the planned scope and timing of the audit and any significant deficiencies and material weaknesses in internal control over compliance that we identified during the audit.

Report on Internal Control over Compliance

A deficiency in internal control over compliance exists when the design or operation of a control over compliance does not allow management or employees, in the normal course of performing

their assigned functions, to prevent, or detect and correct, noncompliance with a type of compliance requirement of a federal program on a timely basis. A *material weakness in internal control over compliance* is a deficiency, or combination of deficiencies, in internal control over compliance, such that there is a reasonable possibility that material noncompliance with a type of compliance requirement of a federal program will not be prevented, or detected and corrected, on a timely basis. A *significant deficiency in internal control over compliance* is a deficiency, or a combination of deficiencies, in internal control over compliance with a type of compliance requirement of a federal program that is less severe than a material weakness in internal control over compliance, yet important enough to merit attention by those charged with governance.

Our consideration of internal control over compliance was for the limited purpose described in the Auditor's Responsibilities for the Audit of Compliance section above and was not designed to identify all deficiencies in internal control over compliance that might be material weaknesses or significant deficiencies in internal control over compliance. Given these limitations, during our audit we did not identify any deficiencies in internal control over compliance that we consider to be material weaknesses as defined above. However, material weaknesses or significant deficiencies in internal control over compliance may exist that were not identified.

The purpose of this report on internal control over compliance is solely to describe the scope of our testing of internal control over compliance and the results of that testing based on the requirements of the Uniform Guidance. Accordingly, this report is not suitable for any other purpose.

Carr, Riggs & Ingram, L.L.C.

CARR, RIGGS & INGRAM, LLC

Fort Walton Beach, Florida
March 28, 2025

**Santa Rosa County District School Board
Schedule of Findings and Questioned Costs
June 30, 2024**

SUMMARY OF AUDITOR’S RESULTS

Financial Statements

Type of auditor’s report issued: Unmodified

Internal control over financial reporting:

- Material weakness(es) identified? ___ yes X no
- Significant deficiency(es) identified? ___ yes X none reported

Noncompliance material to financial statements noted? ___ yes X no

Federal Awards

Internal control over major federal programs:

- Material weakness(es) identified? ___ yes X no
- Significant deficiency(es) identified? ___ yes X none reported

Type of auditor’s report issued on compliance for major federal programs: Unmodified

Any audit findings disclosed that are required to be reported in accordance with 2 CFR Part 200.516(a)? ___ yes X none noted

Identification of major federal programs:

Assistance Listing Number	Program Name
84.027/84.173	Special Education Cluster
84.041	Impact Aid
93.575	Child Care and Development Block Grant

The dollar threshold used to distinguish between type A and B programs was \$1,312,102 for major federal programs.

Auditee qualified as a low-risk auditee for federal purposes? X yes ___ no

**Santa Rosa County District School Board
Schedule of Findings and Questioned Costs
June 30, 2024**

Findings and Questioned Costs - Financial Statement Audit

None noted

Findings and Questioned Costs - Major Federal Award Programs Audit

None noted

Santa Rosa County District School Board Summary Schedule of Prior Audit Findings

Listed below is the District's summary of the status of prior audit findings on Federal Programs:

Audit Report and Schedule Paragraph No.	Program/Area	Brief Description	Status
2023	No matters are reported	No matters are reported	No matters are reported



Carr, Riggs & Ingram
189 Eglin Parkway NE
2nd Floor
Fort Walton Beach, FL 32548

850.244.8395
850.424.7139 (fax)
CRladv.com

CARR, RIGGS & INGRAM, L.L.C.

MANAGEMENT LETTER

To the Santa Rosa County District School Board and
Dr. Karen Barber, Superintendent of Schools
Milton, Florida

Report on the Financial Statements

We have audited the financial statements of Santa Rosa County District School Board, Florida ("District") as of and for the fiscal year ended June 30, 2024, and have issued our report thereon dated March 28, 2025.

Auditor's Responsibility

We conducted our audit in accordance with auditing standards generally accepted in the United States of America; the standards applicable to financial audits contained in *Government Auditing Standards* issued by the Comptroller General of the United States; the audit requirements of Title 2 U.S. Code of Federal Regulations Part 200, *Uniform Administrative Requirements, Cost Principles, and Audit Requirements for Federal Awards* (Uniform Guidance); and Chapter 10.800, Rules of the Auditor General.

Other Reporting Requirements

We have issued our Independent Auditor's Report on Internal Control over Financial Reporting and on Compliance and Other Matters Based on an Audit of the Financial Statements Performed in Accordance with *Government Auditing Standards*, Independent Auditor's Report on Compliance For Each Major Federal Program and Report on Internal Control over Compliance Required by the Uniform Guidance, Schedule of Findings and Questioned Costs, and our Independent Accountants' Report on an examination conducted in accordance with AICPA Professional Standards, AT-C Section 315, regarding compliance requirements in accordance with Chapter 10.800, Rules of the Auditor General. Disclosures in those reports and schedule, which are dated March 28, 2025, should be considered in conjunction with this management letter.

Prior Audit Findings

Section 10.804(1)(f)1., Rules of the Auditor General, requires that we determine whether or not corrective actions have been taken to address findings and recommendations made in the preceding annual financial audit report. The District did not have any prior year audit findings.

Financial Condition and Management

Section 10.804(1)(f)2., Rules of the Auditor General, requires us to communicate whether or not the Santa Rosa County District School Board has met one or more of the conditions described in Section

218.503(1), Florida Statutes, and to identify the specific condition(s) met. In connection with our audit, we determined that the Santa Rosa County District School Board did not meet any of the conditions described in Section 218.503(1), Florida Statutes.

Pursuant to Sections 10.804(1)(f)5.a. and 10.805(7), Rules of the Auditor General, we applied financial condition assessment procedures for the Santa Rosa County District School Board. It is management's responsibility to monitor the Santa Rosa County District School Board's financial condition, and our financial condition assessment was based in part on representations made by management and the review of financial information provided by same.

Section 10.804(1)(f)3., Rules of the Auditor General, requires that we address in the management letter any recommendations to improve financial management. In connection with our audit, we did not have any recommendations.

Transparency

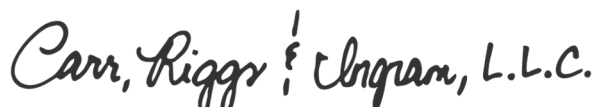
Section 10.804(1)(f)6., Rules of the Auditor General, requires that we report the results of our determination as to whether the Santa Rosa County District School Board maintains on its Web site the information specified in Section 1011.035, Florida Statutes. In connection with our audit, we determined that the Santa Rosa County District School Board maintained on its Web site the information specified in Section 1011.035, Florida Statutes.

Additional Matters

Section 10.804(1)(f)4., Rules of the Auditor General, requires that we address noncompliance with provisions of contracts or grant agreements, or abuse, that have occurred, or are likely to have occurred, that have an effect on the financial statements that is less than material but which warrants the attention of those charged with governance. In connection with our audit, we did not note any such findings.

Purpose of this Letter

Our management letter is intended solely for the information and use of the Legislative Auditing Committee, members of the Florida Senate and the Florida House of Representatives, the Florida Auditor General, Federal and other granting agencies, District School Board members, and applicable management and is not intended to be and should not be used by anyone other than these specified parties.



CARR, RIGGS & INGRAM, LLC

Fort Walton Beach, Florida
March 28, 2025



Carr, Riggs & Ingram
189 Eglin Parkway NE
2nd Floor
Fort Walton Beach, FL 32548

850.244.8395
850.424.7139 (fax)
CRladv.com

CARR, RIGGS & INGRAM, L.L.C.

ATTESTATION REPORT ON COMPLIANCE WITH SECTION 218.415 FLORIDA STATUTES

To the Santa Rosa County District School Board and
Dr. Karen Barber, Superintendent of Schools
Milton, Florida

We have examined the Santa Rosa County District School Board’s (the “District”) compliance with the requirements of Section 218.415, Florida Statutes, *Local Government Investment Policies*, during the year ended June 30, 2024. Management of the District is responsible for the District’s compliance with the specified requirements. Our responsibility is to express an opinion on the District’s compliance with the specified requirements based on our examination.

Our examination was conducted in accordance with attestation standards established by the American Institute of Certified Public Accountants. Those standards require that we plan and perform the examination to obtain reasonable assurance about whether the District complied, in all material respects, with the specified requirements referenced above. An examination involves performing procedures to obtain evidence about whether the District complied with the specified requirements. The nature, timing, and extent of the procedures selected depend on our judgment, including an assessment of the risks of material noncompliance, whether due to fraud or error. We believe that the evidence we obtained is sufficient and appropriate to provide a reasonable basis for our opinion.

We are required to be independent and to meet our other ethical responsibilities in accordance with relevant ethical requirements relating to the engagement.

Our examination does not provide a legal determination on the District's compliance with specified requirements.

In our opinion, the District complied, in all material respects, with the aforementioned requirements for the year ended June 30, 2024.

This report is intended solely for the information and use of management and the State of Florida Auditor General and is not intended to be and should not be used by anyone other than these specified parties.

Carr, Riggs & Ingram, L.L.C.

CARR, RIGGS & INGRAM, LLC

Fort Walton Beach, Florida
March 28, 2025