



FLORIDA VIRTUAL
SCHOOL

ANNUAL FINANCIAL REPORT

FOR THE FISCAL YEAR ENDED JUNE 30, 2018



THE FLORIDA VIRTUAL SCHOOL
Table of Contents

| | |
|---|----|
| Independent Auditor's Report | 1 |
| Management's Discussion and Analysis | 3 |
| Basic Financial Statements | |
| Statement of Net Position | 12 |
| Statement of Activities | 13 |
| Balance Sheet-Governmental Funds | 14 |
| Reconciliation of Governmental Funds Balance Sheet to the Statement of Net Position | 15 |
| Statement of Revenues, Expenditures and Changes in Fund Balances- Governmental Funds | 16 |
| Reconciliation of the Governmental Funds Statement of Revenues, Expenditures, and Changes in Fund Balance to the Statement of Activities | 17 |
| Statement of Net Position – Proprietary Funds | 18 |
| Statement of Revenues, Expenses and Changes in Fund Net Position- Proprietary Funds | 19 |
| Statement of Cash Flows – Proprietary Funds | 20 |
| Notes to the Financial Statements | 21 |
| Required Supplemental Information | |
| Budgetary Comparison Schedule-General Fund | 46 |
| Schedule of Changes in the School's Total OPEB Liability & Related Ratios | 47 |
| Schedule of Proportionate Share of Net Pension Liability – FRS | 48 |
| Schedule of Contributions – FRS | 49 |
| Schedule of Proportionate Share of Net Pension Liability – HIS | 50 |
| Schedule of Contributions – HIS | 51 |
| Notes to the Pension Plans Schedules | 52 |

THE FLORIDA VIRTUAL SCHOOL
Table of Contents

Other Reports

| | |
|---|----|
| Schedule of Expenditures of Federal Awards | 54 |
| Notes to the Schedule of Expenditures of Federal Awards | 55 |
| Schedule of Findings and Questioned Costs | 56 |
| Independent Auditor’s Report on Internal Control Over Financial Reporting and on Compliance and Other Matters Based on an Audit of Financial Statements Performed in Accordance with <i>Governmental Auditing Standards</i> | 58 |
| Independent Auditor’s Report on Compliance for Each Major Federal Program and on Internal Control Over Compliance and Report on the Schedule of Expenditures of Federal Awards Required by the Uniform Guidance | 60 |
| Independent Auditor’s Management Letter | 63 |
| Independent Accountant’s Report | 65 |



INDEPENDENT AUDITOR'S REPORT

Chairman and Members of
The Florida Virtual School
Orlando, Florida

Report on the Financial Statements

We have audited the accompanying financial statements of the governmental activities, the business-type activities, each major fund, and the aggregate remaining fund information of The Florida Virtual School (the "School") as of and for the fiscal year ended June 30, 2018, and the related notes to the financial statements, which collectively comprise the School's basic financial statements, as listed in the table of contents.

Management's Responsibility for the Financial Statements

Management is responsible for the preparation and fair presentation of these financial statements in accordance with accounting principles generally accepted in the United States of America; this includes the design, implementation, and maintenance of internal control relevant to the preparation and fair presentation of financial statements that are free from material misstatement, whether due to fraud or error.

Auditor's Responsibility

Our responsibility is to express opinions on these financial statements based on our audit. We conducted our audit in accordance with auditing standards generally accepted in the United States of America and the standards applicable to financial audits contained in *Government Auditing Standards* issued by the Comptroller General of the United States. Those standards require that we plan and perform the audit to obtain reasonable assurance about whether the financial statements are free of material misstatement.

An audit involves performing procedures to obtain audit evidence about the amounts and disclosures in the financial statements. The procedures selected depend on the auditor's judgment, including the assessment of the risks of material misstatement of the financial statements, whether due to fraud or error. In making those risk assessments, the auditor considers internal control relevant to the School's preparation and fair presentation of the financial statements in order to design audit procedures that are appropriate in the circumstances, but not for the purpose of expressing an opinion on the effectiveness of the School's internal control. Accordingly, we express no such opinion. An audit also includes evaluating the appropriateness of accounting policies used and the reasonableness of significant accounting estimates made by management, as well as evaluating the overall presentation of the financial statements.

We believe that the audit evidence we have obtained is sufficient and appropriate to provide a basis for our audit opinions.

INDEPENDENT AUDITOR'S REPORT
(Concluded)

Opinions

In our opinion, the financial statements referred to in the first paragraph present fairly, in all material respects, the respective financial position of the governmental activities, the business-type activities, each major fund, and the aggregate remaining fund information of the School as of June 30, 2018, and the respective changes in financial position and, where applicable, cash flows thereof, for the fiscal year then ended in conformity with accounting principles generally accepted in the United States of America.

Emphasis-of-Matter – Change in Accounting Principle

As discussed in Note 1 to the financial statements, in the year ended June 30, 2018, the School adopted the provisions of Governmental Accounting Standards Board Statement (“GASBS”) 75, *Accounting and Financial Reporting for Postemployment Benefits Other than Pensions*. As a result of the implementation of GASBS 75, the School reported a restatement for the change in accounting principle as of July 1, 2017. Our opinions are not modified with respect to this matter.

Other Matters

Required Supplementary Information

Accounting principles generally accepted in the United States of America require that the Management’s Discussion and Analysis, budgetary comparison for the General Fund, OPEB Schedule, and Pension Plan Schedules and Notes, as listed in the table of contents, be presented to supplement the basic financial statements. Such information, although not a part of the basic financial statements, is required by the Governmental Accounting Standards Board, who considers it to be an essential part of financial reporting for placing the basic financial statements in an appropriate operational, economic, or historical context. We have applied certain limited procedures to the required supplementary information in accordance with auditing standards generally accepted in the United States of America, which consisted of inquiries of management about the methods of preparing the information and comparing the information for consistency with management’s responses to our inquiries, the basic financial statements, and other knowledge we obtained during our audit of the basic financial statements. We do not express an opinion or provide any assurance on the information because the limited procedures do not provide us with sufficient evidence to express an opinion or provide any assurance.

Other Reporting Required by Government Auditing Standards

In accordance with *Government Auditing Standards*, we have also issued our report dated January 22, 2019, on our consideration of the School’s internal control over financial reporting and on our tests of its compliance with certain provisions of laws, regulations, contracts, and grant agreements and other matters. The purpose of that report is to describe the scope of our testing of internal control over financial reporting and compliance and the results of that testing, and not to provide an opinion on internal control over financial reporting or on compliance. That report is an integral part of an audit performed in accordance with *Government Auditing Standards* in considering the School’s internal control over financial reporting and compliance.

Moore Stephens Lovelace, P.A.

MOORE STEPHENS LOVELACE, P.A.

Certified Public Accountants

Orlando, Florida

January 22, 2019

**THE FLORIDA VIRTUAL SCHOOL
MANAGEMENT'S DISCUSSION AND ANALYSIS
For the Fiscal Year Ended June 30, 2018**

The management of The Florida Virtual School (the "School") has prepared the following discussion and analysis to (a) assist the reader in focusing on significant financial issues; (b) provide an overview and analysis of the School's financial activities; (c) identify changes in the School's financial position; (d) identify material deviations from the approved budget; and (e) highlight significant issues in individual funds for the fiscal year ended June 30, 2018.

Because the information contained in the Management's Discussion and Analysis (MD&A) is intended to highlight significant transactions, events and conditions, it should be considered in conjunction with the School's financial statements and notes to the financial statements.

FINANCIAL HIGHLIGHTS

Key financial highlights for the 2017-2018 fiscal year are as follows:

- In total, net position increased \$2,145,079 during the 2017-18 fiscal year.
- The School's total assets and deferred outflows exceeded liabilities and deferred inflows by \$10,111,745 at the end of the fiscal year. Of this amount, \$21,687,671 represents investments in capital assets, and negative \$14,968,440 represents unrestricted net position.
- Total revenues of \$222,225,748 were comprised of revenues generated from governmental activities in the amount of \$197,762,939 and \$24,462,809 generated from business-type activities.
- As of the close of the current fiscal year, the School's governmental funds reported an ending fund balance of \$55,735,379. This is an increase of \$5,318,494 in comparison with the prior year.
- The unassigned fund balance in the General Fund, representing the net current financial resources available for general appropriation by the Board, totals \$49,011,555 at June 30, 2018, or 25 percent of total General Fund revenues.

OVERVIEW OF THE FINANCIAL STATEMENTS

The School's basic financial statements are comprised of three components:

- Government-wide financial statements.
- Fund financial statements.
- Notes to the financial statements.

In addition, this report also includes supplementary information intended to furnish additional details to support the basic financial statements.

**THE FLORIDA VIRTUAL SCHOOL
MANAGEMENT'S DISCUSSION AND ANALYSIS
For the Fiscal Year Ended June 30, 2018**

Government-Wide Financial Statements

The government-wide financial statements (or school-wide financial statements) provide both short-term and long-term information about the School's overall financial condition in a manner similar to a private-sector business. The statements include a statement of net position and a statement of activities that are designed to provide consolidated financial information about the activities of the primary government presented on the accrual basis of accounting. The statement of net position presents information about the School's financial position, its assets, liabilities, deferred inflows and outflows of resources, using an economic resources measurement focus. Assets plus deferred outflows of resources, less liabilities and deferred inflows of resources, equals net position, which is a measure of the School's financial health. The statement of activities presents information about the change in the School's net position, the results of operations during the fiscal year.

The government-wide statements present the School's activities in two categories:

- Governmental activities – This represents most of the School's services including its educational programs. Support functions such as curriculum, technology and administration are also included. The State's education finance program provides most of the resources that support these activities.
- Business-type activities – This consists of the School's FLVS global division and the Florida franchises, which includes functions that are intended to recover all of their costs through user fees and charges for services.

Fund Financial Statements

Fund financial statements are one of the components of the basic financial statements. A fund is a grouping of related accounts that is used to maintain control over resources that have been segregated for specific activities or objectives. The School uses fund accounting to ensure and demonstrate compliance with finance-related legal requirements and prudent fiscal management. Fund financial statements provide more detailed information about the School's financial activities, focusing on its most significant or "major" funds rather than fund types. This is in contrast to the entity-wide perspective contained in the government-wide statements.

All of the funds of the School can be divided into two categories:

- Governmental Funds – Governmental funds are used to account for essentially the same functions reported as governmental activities in the government-wide financial statements. However, the governmental funds utilize a spendable financial resources measurement focus rather than the economic resources measurement focus found in the government-wide financial statements. The financial resources measurement focus allows the governmental fund statements to provide information on near-term inflows and outflows of spendable resources as well as balances of spendable resources available at the end of the fiscal year.

Because the focus of the governmental funds is narrower than that of the government-wide financial statements, it is useful to compare the information presented for the governmental funds with similar information presented for governmental activities in the government-wide financial statements. By doing so, readers may better understand the long-term impact of the

**THE FLORIDA VIRTUAL SCHOOL
MANAGEMENT'S DISCUSSION AND ANALYSIS
For the Fiscal Year Ended June 30, 2018**

government's near-term financing decisions. Both the governmental funds balance sheet and the governmental funds statement of revenues, expenditures, and changes in fund balances provide a reconciliation to facilitate this comparison between governmental funds and governmental activities.

The School adopts an annual appropriations budget for its governmental funds. A budgetary comparison schedule has been provided for the General Fund to demonstrate compliance with this budget.

- Proprietary Funds – Proprietary funds may be established to account for activities in which a fee is charged for services. Two types of proprietary funds are maintained.
- Enterprise funds are used to report the same functions as business-type activities in the government-wide financial statements. The School uses the enterprise fund to account for its FLVS global and Florida franchises divisions.
 - Internal service funds are used to report activities that provide goods and services to support the School's other programs and functions through user charges. The School uses the internal service fund to account for its health insurance and course development activities.

Remainder of this page was intentionally left blank.

**THE FLORIDA VIRTUAL SCHOOL
MANAGEMENT'S DISCUSSION AND ANALYSIS
For the Fiscal Year Ended June 30, 2018**

GOVERNMENT-WIDE FINANCIAL ANALYSIS

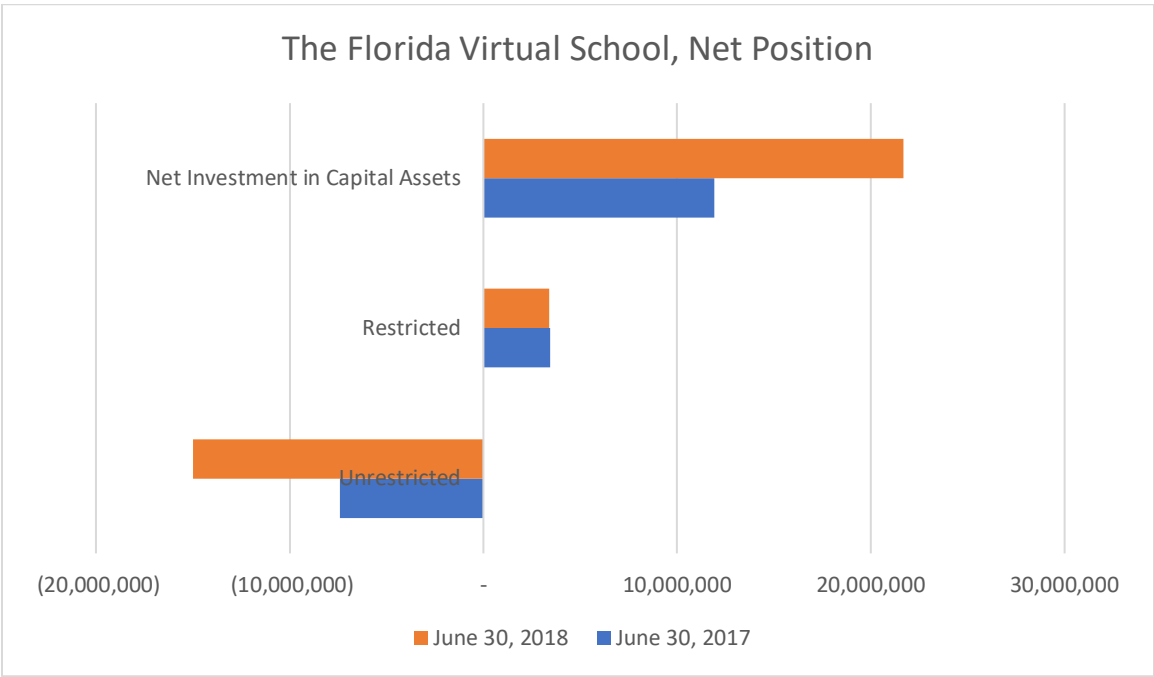
Net position may serve over time as a useful indicator of a government's financial position. The following is a summary of the School's net position as of June 30, 2017, and June 30, 2018:

| | Net Position, End of Year | | | | | |
|---------------------------------------|---------------------------|---------------------|--------------------------|---------------------|----------------------|---------------------|
| | Governmental Activities | | Business-Type Activities | | Total | |
| | 6-30-18 | 6-30-17 | 6-30-18 | 6-30-17 | 6-30-18 | 6-30-17 |
| Current Assets | \$ 89,318,454 | \$ 82,475,449 | \$ 10,615,116 | \$ 10,407,054 | \$ 99,933,570 | \$ 92,882,503 |
| Capital Assets | 21,641,303 | 11,299,105 | 46,368 | 642,316 | 21,687,671 | 11,941,421 |
| Total Assets | 110,959,757 | 93,774,554 | 10,661,484 | 11,049,370 | 121,621,241 | 104,823,924 |
| Deferred outflows of Resources | 46,219,258 | 34,025,556 | 1,934,380 | 1,417,732 | 48,153,638 | 35,443,288 |
| Other Liabilities | 13,806,874 | 16,330,320 | 3,282,709 | 922,509 | 17,089,583 | 17,252,829 |
| Long-Term Liabilities | 126,567,771 | 105,684,107 | 6,489,502 | 5,727,771 | 133,057,273 | 111,411,878 |
| Total Liabilities | 140,374,645 | 122,014,427 | 9,772,211 | 6,650,280 | 150,146,856 | 128,664,707 |
| Deferred inflows of Resources | 9,135,627 | 3,490,404 | 380,651 | 145,435 | 9,516,278 | 3,635,839 |
| Net Position: | | | | | | |
| Invested in Capital Assets | 21,641,303 | 11,299,105 | 46,368 | 642,316 | 21,687,671 | 11,941,421 |
| Restricted for State Categoricals | 3,392,514 | 3,427,270 | - | - | 3,392,514 | 3,427,270 |
| Unrestricted (Deficit) | (17,365,074) | (12,431,096) | 2,396,634 | 5,029,071 | (14,968,440) | (7,402,025) |
| Total Net Position | \$ 7,668,743 | \$ 2,295,279 | \$ 2,443,002 | \$ 5,671,387 | \$ 10,111,745 | \$ 7,966,666 |

In the case of the School's total governmental and business-type activities, assets and deferred outflows exceed liabilities and deferred inflows by \$10,111,745 at the end of the fiscal year.

The deficit unrestricted net position of (\$14,968,440) is a direct result of the long-term pension liability in the amount of \$103,145,348. The pension liability represents the School's proportionate share of the net pension liability of the Florida Retirement System (FRS) plan and the Retiree Health Insurance Subsidy (HIS) plan. Though this long-term liability is now required to be reported on the School's financial statements due to the new GASB requirement, it is important to note that the School pays the full amount of its State required retirement contribution each year, which includes an assessment to fund the State's actuarially unfunded liability.

**THE FLORIDA VIRTUAL SCHOOL
MANAGEMENT'S DISCUSSION AND ANALYSIS
For the Fiscal Year Ended June 30, 2018**



Remainder of this page was intentionally left blank.

**THE FLORIDA VIRTUAL SCHOOL
MANAGEMENT'S DISCUSSION AND ANALYSIS
For the Fiscal Year Ended June 30, 2018**

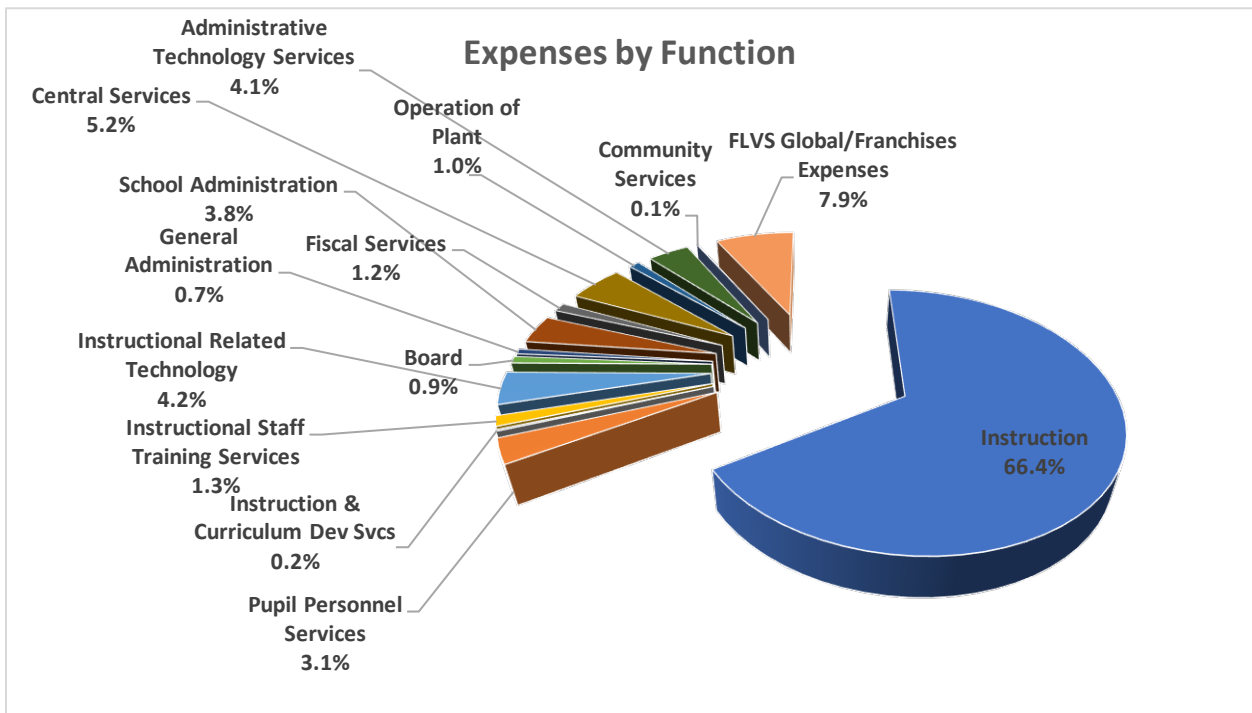
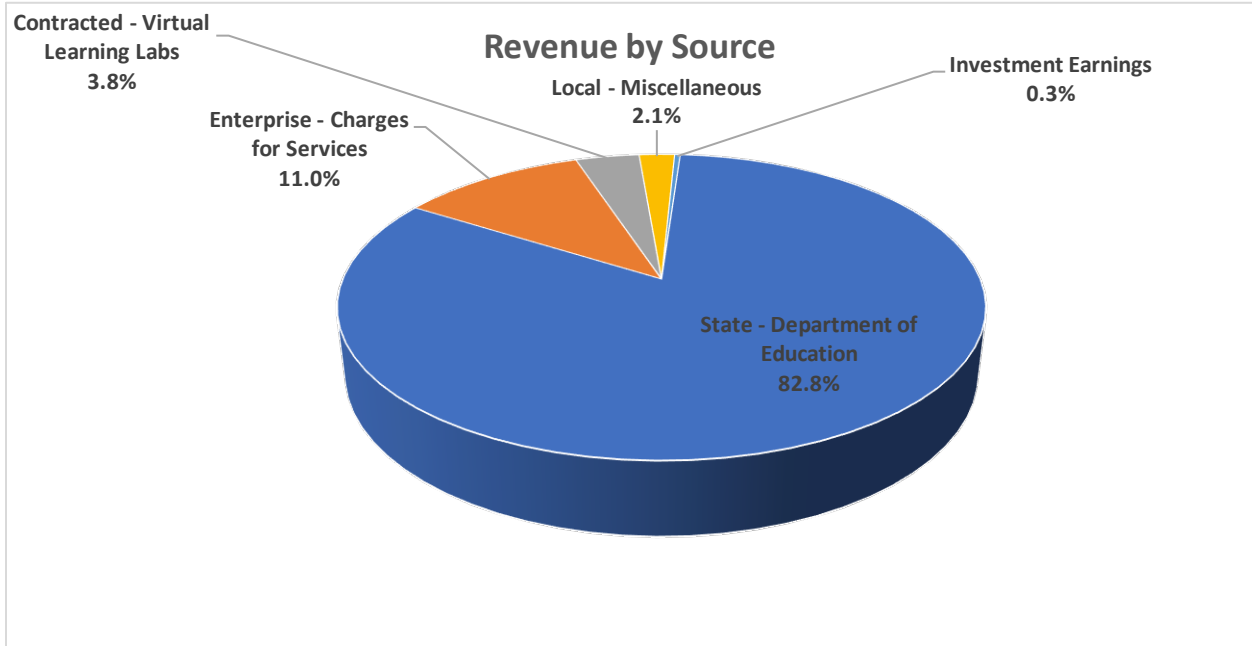
The following is a summary of the School's changes in net position for the fiscal years ended June 30, 2017 and June 30, 2018, as follows:

| | Governmental Activities | | Business-Type Activities | | Total | |
|---|-------------------------|---------------------|--------------------------|---------------------|----------------------|---------------------|
| | 6-30-18 | 6-30-17 | 6-30-18 | 6-30-17 | 6-30-18 | 6-30-17 |
| Program Revenues | | | | | | |
| Charges for Services | \$ - | \$ - | \$ 24,459,366 | \$ 22,543,832 | \$ 24,459,366 | \$ 22,543,832 |
| General Revenues: | | | | | | |
| Grants and Contributions Not Restricted | | | | | | |
| to Specific Programs | 183,932,692 | 173,213,450 | - | - | 183,932,692 | 173,213,450 |
| Virtual Learning Labs | 8,409,578 | 9,014,763 | - | - | 8,409,578 | 9,014,763 |
| Miscellaneous Local | 4,683,588 | 5,374,192 | - | - | 4,683,588 | 5,374,192 |
| Unrestricted Investment Earnings | 737,081 | 420,692 | 3,443 | 3,173 | 740,524 | 423,865 |
| Total Revenues | 197,762,939 | 188,023,097 | 24,462,809 | 22,547,005 | 222,225,748 | 210,570,102 |
| Functions/Program Expenses: | | | | | | |
| Instruction | 143,018,383 | 134,951,192 | - | - | 143,018,383 | 134,951,192 |
| Pupil Personnel Services | 6,668,809 | 6,362,199 | - | - | 6,668,809 | 6,362,199 |
| Instruction & Curriculum Dev Svcs | 423,904 | 489,658 | - | - | 423,904 | 489,658 |
| Instructional Staff Training Services | 2,767,804 | 2,902,879 | - | - | 2,767,804 | 2,902,879 |
| Instructional Related Technology | 9,033,546 | 8,139,775 | - | - | 9,033,546 | 8,139,775 |
| Board | 1,943,348 | 1,376,682 | - | - | 1,943,348 | 1,376,682 |
| General Administration | 1,467,346 | 1,789,648 | - | - | 1,467,346 | 1,789,648 |
| School Administration | 8,242,881 | 6,741,883 | - | - | 8,242,881 | 6,741,883 |
| Fiscal Services | 2,519,318 | 2,191,077 | - | - | 2,519,318 | 2,191,077 |
| Central Services | 11,230,868 | 10,684,002 | - | - | 11,230,868 | 10,684,002 |
| Operation of Plant | 2,243,813 | 2,045,789 | - | - | 2,243,813 | 2,045,789 |
| Administrative Technology Services | 8,759,733 | 9,917,576 | - | - | 8,759,733 | 9,917,576 |
| Community Services | 155,203 | 160,078 | - | - | 155,203 | 160,078 |
| FLVS Global/Franchises Expenses | - | - | 16,928,953 | 17,013,156 | 16,928,953 | 17,013,156 |
| Total Expenses | 198,474,956 | 187,752,438 | 16,928,953 | 17,013,156 | 215,403,909 | 204,765,594 |
| Excess (deficiency) of revenue over (under) expenses | (712,017) | 270,659 | 7,533,856 | 5,533,849 | 6,821,839 | 5,804,508 |
| Other financial sources (uses) | | | | | | |
| Transfers In | 10,575,172 | 6,709,666 | - | - | 10,575,172 | 6,709,666 |
| Transfers Out | - | - | (10,575,172) | (6,709,666) | (10,575,172) | (6,709,666) |
| Total other financial sources (uses) | 10,575,172 | 6,709,666 | (10,575,172) | (6,709,666) | - | - |
| Change in net position | 9,863,155 | 6,980,325 | (3,041,316) | (1,175,817) | 6,821,839 | 5,804,508 |
| Net Position, beginning, restated | (2,194,412) | (4,685,046) | 5,484,318 | 6,847,204 | 3,289,906 | 2,162,158 |
| Net Position, ending | \$ 7,668,743 | \$ 2,295,279 | \$ 2,443,002 | \$ 5,671,387 | \$ 10,111,745 | \$ 7,966,666 |

The largest revenue source is the State of Florida (83 percent). Revenues from State sources for current operations are primarily received through the Florida Education Finance Program (FEFP) funding formula. Included in the FEFP funds is revenue the School receives for both part-time and full-time programs. The

**THE FLORIDA VIRTUAL SCHOOL
MANAGEMENT'S DISCUSSION AND ANALYSIS
For the Fiscal Year Ended June 30, 2018**

FEFP formula utilizes student enrollment data, and is designed to maintain equity in funding across all Florida school districts. The Florida Virtual School is a unique member of the FEFP in that revenues are only earned for students that successfully complete a course.



**THE FLORIDA VIRTUAL SCHOOL
MANAGEMENT'S DISCUSSION AND ANALYSIS
For the Fiscal Year Ended June 30, 2018**

FINANCIAL ANALYSIS OF THE SCHOOL'S FUNDS

Governmental Funds

The focus of the School's governmental funds is to provide information on near-term inflows, outflows, and balances of spendable resources. Such information is useful in assessing the School's financing requirements. Specifically, unassigned fund balances may serve as a useful measure of the government's net resources available for discretionary use as it represents the portion of fund balance that has not been limited to a particular purpose by an external party, the School, or a group or individual delegated authority by the Board to assign resources for particular purposes.

The General Fund is the chief operating fund of the School. At the end of the current fiscal year, unassigned fund balance of the General Fund was \$49,011,555. The total unassigned fund balance represents 25 percent of total General Fund revenues, which increased over last year's unassigned fund balance of \$40,098,528 or 22 percent of total General Fund revenues. It is necessary for the School to maintain a fund balance which is higher than what is normally expected of many other Governmental agencies in order to (1) have funds available to periodically improve its products and services through capital investment, since the School is not authorized to borrow funds; (2) have adequate reserves available to cover the effects of potential State funding cuts, potential unanticipated enrollment or course completion reductions (Florida Virtual School is a choice school funded through successful student course completions), and unanticipated effects of the Florida 1.0 FTE sharing formula (funding per student varies based upon the proportionate share of courses taken with the School compared to other public schools in the State).

General Fund Budgetary Highlights

The actual General Fund revenues were higher than the adjusted budgeted revenues by \$1,324,775 due to the increase in state sources and other local revenues. The actual General Fund expenditures were less than the adjusted budgeted appropriations by \$19,325,461 due to several unfilled job opportunities as well as various other budgetary accounts that were not fully expended. Included in the unexpended balance are outstanding purchasing commitments of \$1,621,822, restricted categorical programs of \$3,392,514, and re-budgeted programs of \$1,709,488.

CAPITAL ASSET ADMINISTRATION

Capital Assets

The School's investment in capital assets for its governmental activities as of June 30, 2018, amounts to \$21,687,671 (net of accumulated depreciation). The School's investment in capital assets includes furniture, fixtures and equipment; computer software and courses; and a learning management system. Development in progress for elementary courses amounts to \$11,287,038. The newly developed elementary content will be offered beginning July 1, 2018. The total increase in the School's investment in capital assets (net of accumulated depreciation) for the current fiscal year was \$9,746,249.

**THE FLORIDA VIRTUAL SCHOOL
MANAGEMENT'S DISCUSSION AND ANALYSIS
For the Fiscal Year Ended June 30, 2018**

OTHER MATTERS

For fiscal year 2019, the Board of Trustees adopted a budget for the General Fund appropriations of approximately \$197,047,142, including certain non-recurring costs. Revenues for fiscal year 2019 is expected to be approximately \$194,403,322. To ensure adequate fund balance is available for financial emergencies, the School has reserved approximately 8% of state and virtual learning lab revenues.

REQUESTS FOR INFORMATION

This financial report is designed to provide a general overview of the School's finances for all those with an interest in the government's finances. Questions concerning any of the information provided in this report or requests for additional financial information should be addressed to Kimberly Poling (kpoling@flvs.net), Executive Director, Financial & Treasury Services or John Pavelchak, (jpavelchak@flvs.net), Senior Executive Director of Finance, The Florida Virtual School, 2145 MetroCenter Blvd, Suite 100, Orlando, Florida, 32835.

Remainder of this page was intentionally left blank.



BASIC FINANCIAL STATEMENTS

ANNUAL FINANCIAL REPORT 2018



FLORIDA VIRTUAL
SCHOOL

**The Florida Virtual School
Statement of Net Position
June 30, 2018**

| | Primary Government | | Total |
|---|------------------------------------|-------------------------------------|----------------------|
| | Governmental Activities | Business-type Activities | |
| ASSETS | | | |
| Cash | \$ 38,454,583 | \$ 4,960,866 | \$ 43,415,449 |
| Investments | 42,312,971 | - | 42,312,971 |
| Accounts Receivable, net | 7,284,880 | 5,654,250 | 12,939,130 |
| Due from Other Agencies | 1,266,020 | - | 1,266,020 |
| Capital Assets: | | | |
| Depreciable, net | 21,641,303 | 46,368 | 21,687,671 |
| Total Assets | 110,959,757 | 10,661,484 | 121,621,241 |
| DEFERRED OUTFLOWS OF RESOURCES | | | |
| Other Postemployment Benefits | 138,824 | 5,785 | 144,609 |
| Pensions | 46,080,434 | 1,928,595 | 48,009,029 |
| Total Deferred Outflows of Resources | 46,219,258 | 1,934,380 | 48,153,638 |
| LIABILITIES | | | |
| Wages and Benefits Payable | 5,075,670 | 458,447 | 5,534,117 |
| Accounts Payable | 8,583,725 | 506,182 | 9,089,907 |
| Due to Other Agencies | 16,695 | - | 16,695 |
| Unearned Revenue | 130,784 | 2,318,080 | 2,448,864 |
| Long-Term Liabilities: | | | |
| Portion Due and Payable Within One Year: | | | |
| Liability for Compensated Absences | 1,389,755 | 54,635 | 1,444,390 |
| Estimated Insurance Claims Payable | 1,180,295 | - | 1,180,295 |
| Portion Due and Payable After One Year: | | | |
| Liability for Compensated Absences | 11,665,364 | 578,863 | 12,244,227 |
| Liability for Other Post Employment Benefits | 14,441,294 | 601,719 | 15,043,013 |
| Liability for Florida Retirement Pension & Health Subsidy | 97,891,063 | 5,254,285 | 103,145,348 |
| Total Liabilities | 140,374,645 | 9,772,211 | 150,146,856 |
| DEFERRED INFLOWS OF RESOURCES | | | |
| Other Postemployment Benefits | 1,817,231 | 75,718 | 1,892,949 |
| Pensions | 7,318,396 | 304,933 | 7,623,329 |
| Total Deferred Inflows of Resources | 9,135,627 | 380,651 | 9,516,278 |
| NET POSITION | | | |
| Investment in Capital Assets | 21,641,303 | 46,368 | 21,687,671 |
| Restricted for State Categoricals | 3,392,514 | - | 3,392,514 |
| Unrestricted | (17,365,074) | 2,396,634 | (14,968,440) |
| Total Net Position | \$ 7,668,743 | \$ 2,443,002 | \$ 10,111,745 |

The accompanying notes to the basic financial statements are an integral part of this statement.

**The Florida Virtual School
Statement of Activities
For the Fiscal Year Ended June 30, 2018**

| FUNCTIONS/ PROGRAMS | Program Revenues | | | Net (Expense) Revenue and Changes in Net Position | | | |
|--|-----------------------|----------------------|------------------------------------|---|-------------------------|--------------------------|----------------------|
| | Expenses | Charges for Services | Operating Grants and Contributions | Capital Grants and Contributions | Primary Government | | Total |
| | | | | | Governmental Activities | Business-type Activities | |
| Governmental Activities: | | | | | | | |
| Instruction | \$ 143,018,383 | \$ - | \$ - | \$ - | \$ (143,018,383) | \$ - | \$ (143,018,383) |
| Pupil Personnel Services | 6,668,809 | - | - | - | (6,668,809) | - | (6,668,809) |
| Instruction and Curriculum Development Services | 423,904 | - | - | - | (423,904) | - | (423,904) |
| Instructional Staff Training Services | 2,767,804 | - | - | - | (2,767,804) | - | (2,767,804) |
| Instructional Related Technology | 9,033,546 | - | - | - | (9,033,546) | - | (9,033,546) |
| Board | 1,943,348 | - | - | - | (1,943,348) | - | (1,943,348) |
| General Administration | 1,467,346 | - | - | - | (1,467,346) | - | (1,467,346) |
| School Administration | 8,242,881 | - | - | - | (8,242,881) | - | (8,242,881) |
| Fiscal Services | 2,519,318 | - | - | - | (2,519,318) | - | (2,519,318) |
| Central Services | 11,230,868 | - | - | - | (11,230,868) | - | (11,230,868) |
| Operation of Plant | 2,243,813 | - | - | - | (2,243,813) | - | (2,243,813) |
| Administrative Technology Services | 8,759,733 | - | - | - | (8,759,733) | - | (8,759,733) |
| Community Service | 155,203 | - | - | - | (155,203) | - | (155,203) |
| Total Governmental Activities | 198,474,956 | - | - | - | (198,474,956) | - | (198,474,956) |
| Business-type Activities: | | | | | | | |
| FLVS Global & Franchises | 16,928,953 | 24,459,366 | - | - | - | 7,530,413 | 7,530,413 |
| Total Primary Government | \$ 215,403,909 | \$ 24,459,366 | \$ - | \$ - | (198,474,956) | 7,530,413 | (190,944,543) |
| General Revenues: | | | | | | | |
| Grants and Contributions not Restricted to Specific Programs | | | | | 183,932,692 | - | 183,932,692 |
| Virtual Learning Labs | | | | | 8,409,578 | - | 8,409,578 |
| Miscellaneous Local | | | | | 4,683,588 | - | 4,683,588 |
| Unrestricted Investment Earnings | | | | | 737,081 | 3,443 | 740,524 |
| Transfers In (Out) | | | | | 10,575,172 | (10,575,172) | - |
| Total General Revenues and Transfers | | | | | 208,338,111 | (10,571,729) | 197,766,382 |
| Change in Net Position | | | | | 9,863,155 | (3,041,316) | 6,821,839 |
| Net Position Beginning | | | | | 2,295,279 | 5,671,387 | 7,966,666 |
| Adjustment to Net Position | | | | | (4,489,691) | (187,069) | (4,676,760) |
| Net Position - Beginning, as Restated | | | | | (2,194,412) | 5,484,318 | 3,289,906 |
| Net Position - Ending | | | | | \$ 7,668,743 | \$ 2,443,002 | \$ 10,111,745 |

The accompanying notes to the basic financial statements are an integral part of this statement.

**The Florida Virtual School
Balance Sheet - Governmental Funds
June 30, 2018**

| | General Fund | Nonmajor Special Revenue Fund | Total Governmental Funds |
|---|----------------------|-------------------------------------|--------------------------------|
| ASSETS | | | |
| Cash | \$ 22,756,805 | \$ - | \$ 22,756,805 |
| Investments | 35,123,371 | - | 35,123,371 |
| Accounts Receivable, net | 6,067,338 | - | 6,067,338 |
| Due from Other Funds | 66,935 | - | 66,935 |
| Due from Other Agencies | 965,454 | 300,566 | 1,266,020 |
| Total Assets | \$ 64,979,903 | \$ 300,566 | \$ 65,280,469 |
| LIABILITIES AND FUND BALANCE | | | |
| Salaries, Benefits, and Payroll Taxes Payable | \$ 4,858,441 | \$ 24,671 | \$ 4,883,112 |
| Accounts Payable | 4,238,604 | 208,960 | 4,447,564 |
| Due to Other Funds | - | 66,935 | 66,935 |
| Due to Other Agencies | 16,695 | - | 16,695 |
| Deferred Revenue | 130,784 | - | 130,784 |
| Total Liabilities | 9,244,524 | 300,566 | 9,545,090 |
| Fund Balances: | | | |
| Restricted for State Categoricals | 3,392,514 | - | 3,392,514 |
| Assigned for Encumbrances | 1,621,822 | - | 1,621,822 |
| Assigned for Re-budget | 1,709,488 | - | 1,709,488 |
| Unassigned | 49,011,555 | - | 49,011,555 |
| Total Fund Balance | 55,735,379 | - | 55,735,379 |
| Total Liabilities and Fund Balance | \$ 64,979,903 | \$ 300,566 | \$ 65,280,469 |

The accompanying notes to the basic financial statements are an integral part of this statement.

**The Florida Virtual School
Reconciliation of the Governmental Funds
Balance Sheet to the Statement of Net Position
June 30, 2018**

Total Fund Balances - Governmental Funds \$ 55,735,379

Amounts reported for *governmental activities* in the statement of net position are different because:

Capital assets, net of accumulated depreciation, used in governmental activities are not financial resources and, therefore, are not reported as assets in the governmental funds. 21,641,303

Internal service funds are used by management to charge the costs of its self-insurance program and course development. The assets and liabilities of the internal service fund are included in governmental activities in the statement of net position.

| | | |
|---|---------------------|------------|
| Total Assets - Internal Service Fund | 40,330,982 | |
| Less: Total Liabilities - Internal Service Fund | (5,509,014) | |
| Less: Depreciable Assets Reported Above | <u>(16,226,064)</u> | 18,595,904 |

Some liabilities, including net pension obligations, OPEB and compensated absences payable, are not due and payable in the current period and, therefore, are not reported in the governmental funds.

| | | |
|---------------------------------------|---------------------|---------------|
| Net pension liability | (97,891,063) | |
| Other Postemployment Benefits Payable | (14,441,294) | |
| Compensated Absences Payable | <u>(13,055,116)</u> | (125,387,473) |

The deferred outflows of resources and deferred inflows of resources related to other postemployment benefits are applicable to future periods and, therefore, are not reported in the governmental funds.

| | | |
|--|--------------------|-------------|
| Deferred outflows of resources related to OPEB | 138,824 | |
| Deferred inflows of resources related to OPEB | <u>(1,817,231)</u> | (1,678,407) |

The deferred outflows of resources and deferred inflows of resources related to pensions are applicable to future periods and, therefore, are not reported in the governmental funds.

| | | |
|--|--------------------|------------|
| Deferred outflows of resources related to Pensions | 46,080,434 | |
| Deferred inflows of resources related to Pensions | <u>(7,318,397)</u> | 38,762,037 |

Net Position - Governmental Activities \$ 7,668,743

The accompanying notes to the basic financial statements are an integral part of this statement.

**The Florida Virtual School
Statement of Revenues, Expenditures and
Changes in Fund Balances - Governmental Funds
For the Fiscal Year Ended June 30, 2018**

| | General Fund | Nonmajor Special Revenue Fund | Total Governmental Funds |
|---|----------------------|-------------------------------------|--------------------------------|
| REVENUES | | | |
| Federal Through State Sources: | | | |
| Other Federal Through State Sources | \$ - | \$ 2,190,696 | \$ 2,190,696 |
| Total Federal Through State | - | 2,190,696 | 2,190,696 |
| State Sources: | | | |
| Florida Education Finance Program | 176,476,664 | - | 176,476,664 |
| Reading Programs | 1,483,415 | - | 1,483,415 |
| Other State Sources | 3,781,917 | - | 3,781,917 |
| Total State Sources | 181,741,996 | - | 181,741,996 |
| Local Sources: | | | |
| Other Local Sources | 13,706,778 | - | 13,706,778 |
| Total Local Sources | 13,706,778 | - | 13,706,778 |
| Total Revenues | 195,448,774 | 2,190,696 | 197,639,470 |
| EXPENDITURES | | | |
| Current: | | | |
| Instruction | 134,167,775 | 1,664,697 | 135,832,472 |
| Pupil Personnel Services | 6,323,275 | 137,713 | 6,460,988 |
| Instruction and Curriculum Development Services | 197,110 | 260,262 | 457,372 |
| Instructional Staff Training Services | 2,777,460 | 61,588 | 2,839,048 |
| Instruction Related Technology | 8,622,149 | - | 8,622,149 |
| School Board | 1,894,790 | - | 1,894,790 |
| General Administration | 1,392,909 | 42,269 | 1,435,178 |
| School Administration | 7,833,678 | - | 7,833,678 |
| Fiscal Services | 2,415,870 | - | 2,415,870 |
| Central Services | 10,750,462 | 24,167 | 10,774,629 |
| Operation of Plant | 2,169,811 | - | 2,169,811 |
| Administrative Technology Services | 7,904,050 | - | 7,904,050 |
| Community Services | 155,619 | - | 155,619 |
| Capital Outlay: | | | |
| Other Capital Outlay | 1,525,322 | - | 1,525,322 |
| Total Expenditures | 188,130,280 | 2,190,696 | 190,320,976 |
| Excess of Revenues Over Expenditures | 7,318,494 | - | 7,318,494 |
| OTHER FINANCIAL SOURCES (USES) | | | |
| Transfers In | 3,000,000 | - | 3,000,000 |
| Transfers Out | (5,000,000) | - | (5,000,000) |
| Total Other Financial Sources (Uses) | (2,000,000) | - | (2,000,000) |
| Net Change in Fund Balance | 5,318,494 | - | 5,318,494 |
| Fund Balance, July 1, 2017 | 50,416,885 | - | 50,416,885 |
| Fund Balance, June 30, 2018 | \$ 55,735,379 | \$ - | \$ 55,735,379 |

The accompanying notes to the basic financial statements are an integral part of this statement.

**The Florida Virtual School
Reconciliation of the Governmental Funds Statement of Revenues,
Expenditures, and Changes in Fund Balances
to the Statement of Activities
For the Fiscal Year Ended June 30, 2018**

Net Change in Fund Balances - Governmental Funds \$ 5,318,494

Amounts reported for *governmental activities* in the statement of activities are different because:

Governmental funds report capital outlays as expenditures. However, in the statement of activities, the cost of those assets is allocated over their estimated useful lives as depreciation/amortization expense. This is the amount of capital outlay, \$13,144,472 less depreciation/amortization expense, (\$2,802,274) in the current period. 10,342,198

Internal service funds are used by management to charge the cost of certain activities, such as insurance and course development, to individual funds. The net revenue of internal service funds is reported with governmental activities less depreciable assets reported above.

| | | |
|---|---------------------|-----------|
| Net Revenue | 17,767,382 | |
| Less: Depreciable Assets Reported Above | <u>(16,226,064)</u> | 1,541,318 |

Governmental funds report district OPEB contributions as expenditures. However, in the statement of activities, the cost of OPEB benefits earned net of employee contributions, as determined through an actuarial valuation, is reported as an OPEB expense.

| | | |
|--|--------------------|-------------|
| Decrease in OPEB Liability | 601,480 | |
| Increase in Deferred Outflow of Resources - OPEB | 138,824 | |
| Increase in Deferred Inflows of Resources - OPEB | <u>(1,817,231)</u> | (1,076,927) |

Governmental funds report district pension contributions as expenditures. However, in the statement of activities, the cost of pension benefits earned net of employee contributions is reported as an expense

| | | |
|---|--------------------|-------------|
| Increase in Pension Liability | (13,557,454) | |
| Increase in Deferred Outflow of Resources - Pension | 12,054,879 | |
| Increase in Deferred Inflows of Resources - Pension | <u>(3,827,992)</u> | (5,330,567) |

In the statement of activities, the cost of compensated absences is measured by the amounts earned during the year, while in the governmental funds expenditures are recognized based on the amounts actually paid for compensated absences. This is the net amount of compensated absences earned in excess of the amount paid in the current period. (931,361)

Change in Net Position - Governmental Activities \$ 9,863,155

The accompanying notes to the basic financial statements are an integral part of this statement.

**The Florida Virtual School
Statement of Net Position
Proprietary Funds
June 30, 2018**

| | Business-type Activities FLVS Global Services | Business-type Activities FLVS Global School | Business-type Activities Franchises | Business-type Activities Total | Governmental Activities Internal Service Fund |
|---|---|---|---|--------------------------------------|---|
| ASSETS | | | | | |
| Current Assets | | | | | |
| Cash | \$ 318,983 | \$ 2,027,986 | \$ 2,613,897 | \$ 4,960,866 | \$ 15,697,778 |
| Investments | - | | | - | 7,189,599 |
| Accounts Receivable, net | 1,873,504 | 135,530 | 3,645,216 | 5,654,250 | 1,217,541 |
| Noncurrent Assets | | | | | |
| Capital Assets: | | | | | |
| Depreciable (net) | 46,368 | - | - | 46,368 | 16,226,064 |
| Total Assets | 2,238,855 | 2,163,516 | 6,259,113 | 10,661,484 | 40,330,982 |
| DEFERRED OUTFLOWS OF RESOURCES | | | | | |
| Other Postemployment Benefits | 2,892 | 2,025 | 868 | 5,785 | - |
| Deferred Outflows - FRS and HIS | 965,183 | 491,374 | 472,038 | 1,928,595 | - |
| Total Deferred Outflows of Resources | 968,075 | 493,399 | 472,906 | 1,934,380 | - |
| LIABILITIES | | | | | |
| Current Liabilities | | | | | |
| Wages and Benefits Payable | 401,568 | 40,755 | 16,124 | 458,447 | 192,559 |
| Accounts Payable | 377,049 | 3,623 | 125,510 | 506,182 | 4,136,160 |
| Estimated Insurance Claims Payable | - | - | - | - | 1,180,295 |
| Unearned Revenue | 901,280 | 1,416,800 | - | 2,318,080 | - |
| Long-term Liabilities: | | | | | |
| Portion Due and Payable Within One Year: | | | | | |
| Liability for Compensated Absences | 25,230 | 22,170 | 7,235 | 54,635 | - |
| Portion Due and Payable After One Year: | | | | | |
| Liability for Compensated Absences | 317,025 | 158,108 | 103,730 | 578,863 | - |
| Liability for Other Post Employment Benefits | 300,860 | 210,602 | 90,257 | 601,719 | - |
| Liability for Florida Retirement Pension & Health Subsidy | 2,643,956 | 1,586,931 | 1,023,398 | 5,254,285 | - |
| Total Liabilities | 4,966,968 | 3,438,989 | 1,366,254 | 9,772,211 | 5,509,014 |
| DEFERRED INFLOWS OF RESOURCES | | | | | |
| Other Postemployment Benefits | 37,859 | 26,501 | 11,358 | 75,718 | - |
| Deferred Inflows - FRS and HIS | 152,467 | 76,233 | 76,233 | 304,933 | - |
| Total Deferred Inflows of Resources | 190,326 | 102,734 | 87,591 | 380,651 | - |
| NET POSITION | | | | | |
| Invested in Capital Assets | 46,368 | - | - | 46,368 | 16,226,064 |
| Unrestricted | (1,996,732) | (884,808) | 5,278,174 | 2,396,634 | 18,595,904 |
| Total Net Position | \$ (1,950,364) | \$ (884,808) | \$ 5,278,174 | \$ 2,443,002 | \$ 34,821,968 |

The accompanying notes to the basic financial statements are an integral part of this statement.

**The Florida Virtual School
Statement of Revenues, Expenditures and
Changes in Net Position
Proprietary Funds
For the Fiscal Year Ended June 30, 2018**

| | Business-type Activities FLVS Global Services | Business-type Activities FLVS Global School | Business-type Activities Franchises | Business-type Activities Total | Governmental Activities Internal Service Fund |
|---|--|--|--|---|--|
| OPERATING REVENUES | | | | | |
| Charges for Sales or Services | \$ 8,928,966 | \$ 2,563,325 | \$ 12,967,075 | \$ 24,459,366 | \$ 6,054,038 |
| Premium Revenues | - | - | - | - | 22,848,657 |
| Total Operating Revenue | 8,928,966 | 2,563,325 | 12,967,075 | 24,459,366 | 28,902,695 |
| OPERATING EXPENSES | | | | | |
| Salaries | 2,515,341 | 1,304,671 | 848,797 | 4,668,809 | 1,915,794 |
| Employee Benefits | 1,005,276 | 612,274 | 302,580 | 1,920,130 | 1,937,037 |
| Purchased Services | 2,002,076 | 142,666 | 4,543,417 | 6,688,159 | 2,427,081 |
| Materials and Supplies | 180,418 | 3,049 | 67,353 | 250,820 | 1,364 |
| Capital Outlay | 22,161 | - | - | 22,161 | 14,878 |
| Other Expenses | 1,161,308 | 268,718 | 1,537,369 | 2,967,395 | 22,144,714 |
| Bad Debt Expense | 2,600 | - | - | 2,600 | - |
| Unallocated Depreciation/Amortization Expense | 595,948 | - | - | 595,948 | 235,688 |
| Total Operating Expenses | 7,485,128 | 2,331,378 | 7,299,516 | 17,116,022 | 28,676,556 |
| Operating Income (Loss) | 1,443,838 | 231,947 | 5,667,559 | 7,343,344 | 226,139 |
| NONOPERATING REVENUES | | | | | |
| Interest | 3,443 | - | - | 3,443 | 123,469 |
| Income (Loss) Before Operating Transfers | 1,447,281 | 231,947 | 5,667,559 | 7,346,787 | 349,608 |
| Transfers In | - | - | - | - | 12,575,172 |
| Transfers Out | 4,075,172 | 500,000 | 6,000,000 | 10,575,172 | - |
| Change in Net Position | (2,627,891) | (268,053) | (332,441) | (3,228,385) | 12,924,780 |
| Net Position - July 1, 2017 | 677,527 | (616,755) | 5,610,615 | 5,671,387 | 21,897,188 |
| Net Position - June 30, 2018 | \$ (1,950,364) | \$ (884,808) | \$ 5,278,174 | \$ 2,443,002 | \$ 34,821,968 |

The accompanying notes to the basic financial statements are an integral part of this statement.

**The Florida Virtual School
Statement of Cash Flows
Proprietary Funds
For the Fiscal Year Ended June 30, 2018**

| | Business-type Activities FLVS Global Services | Business-type Activities FLVS Global School | Business-type Activities Franchises | Business-type Activities Total | Governmental Activities Internal Service Fund |
|---|---|---|---|--------------------------------------|---|
| CASH FLOWS FROM OPERATING ACTIVITIES | | | | | |
| Receipts from Customers and Users | \$ 10,000,942 | \$ 3,991,556 | \$ 12,335,698 | \$ 26,328,196 | \$ 29,064,114 |
| Payments to Suppliers of Goods and Services | (7,252,215) | (913,266) | (12,234,743) | (20,400,224) | (8,137,483) |
| Payments to Employees | (3,121,680) | (1,718,653) | (1,097,935) | (5,938,268) | (8,238,603) |
| Net Cash Provided by Operating Activities | (372,953) | 1,359,637 | (996,980) | (10,296) | 12,688,028 |
| CASH FLOWS FROM CAPITAL AND RELATED FINANCING ACTIVITIES | | | | | |
| Acquisition of Capital Assets | - | - | - | - | (11,619,150) |
| Net Cash Used in Capital and Related Financing Activities | - | - | - | - | (11,619,150) |
| CASH FLOWS FROM INVESTING ACTIVITIES | | | | | |
| Interest on Investments | 3,443 | - | - | 3,443 | 123,469 |
| Purchases of Investments | - | - | - | - | (115,198) |
| Net Cash Provided by Investing Activities | 3,443 | - | - | 3,443 | 8,271 |
| Net Change in Cash | (369,510) | 1,359,637 | (996,980) | (6,853) | 1,077,149 |
| Cash at Beginning of Year | 688,493 | 668,349 | 3,610,877 | 4,967,719 | 14,620,629 |
| Cash at End of Year | \$ 318,983 | \$ 2,027,986 | \$ 2,613,897 | \$ 4,960,866 | \$ 15,697,778 |
| Reconciliation of Operating Income to Net Cash Provided by Operating Activities: | | | | | |
| Operating Income | \$ 1,443,838 | \$ 231,947 | \$ 5,667,559 | \$ 7,343,344 | \$ 226,139 |
| Adjustments to Reconcile Operating Income to Net Cash Provided by Operating Activities: | | | | | |
| Amortization Expense | 595,947 | - | - | 595,947 | 235,688 |
| Transfers In | - | - | - | - | 12,575,172 |
| Transfers Out | (4,075,172) | (500,000) | (6,000,000) | (10,575,172) | - |
| Changes in Assets and Liabilities: | | | | | |
| Accounts Receivable | 405,031 | 11,432 | (631,376) | (214,913) | 161,419 |
| Deferred Outflows of Resources - Other Postemployment Benefits | (2,892) | (2,025) | (868) | (5,785) | - |
| Deferred Outflows of Resources - Pensions | (256,315) | (136,942) | (117,606) | (510,863) | - |
| Accounts Payable | 191,519 | 1,168 | (86,606) | 106,081 | (529,896) |
| Salaries and Benefits Payable | 227,182 | 126 | (1,505) | 225,803 | 21,951 |
| Compensated Absence Payable | (54,169) | 16,393 | 8,606 | (29,170) | - |
| Unearned Revenue | 666,945 | 1,416,800 | - | 2,083,745 | - |
| Estimated Unpaid Claims for Self Insurance Program | - | - | - | - | (2,445) |
| Other Postemployment Benefits Liability | 79,906 | 101,772 | (19,672) | 162,006 | - |
| Net Pension Liability | 287,619 | 152,591 | 133,256 | 573,466 | - |
| Deferred Inflows of Resources - Other Postemployment Benefits | 37,859 | 26,501 | 11,358 | 75,718 | - |
| Deferred Inflows of Resources - Pensions | 79,749 | 39,874 | 39,874 | 159,497 | - |
| Total adjustments | (1,816,791) | 1,127,690 | (6,664,539) | (7,353,640) | 12,461,889 |
| Net Cash Provided by Operating Activities | \$ (372,953) | \$ 1,359,637 | \$ (996,980) | \$ (10,296) | \$ 12,688,028 |

The accompanying notes to the basic financial statements are an integral part of this statement.

**THE FLORIDA VIRTUAL SCHOOL
NOTES TO FINANCIAL STATEMENTS
For the Fiscal Year Ended June 30, 2018**

I. SUMMARY OF SIGNIFICANT ACCOUNTING POLICIES

A. Description of Government-wide Financial Statements

The government-wide financial statements (i.e. the statement of net position and the statement of activities) report information on all the nonfiduciary activities of the primary government and its component units. Governmental activities, which normally are supported by taxes, intergovernmental revenues, and other nonexchange transactions, are reported separately from business-type activities, which rely on fees charged to external customers for support. Likewise, the primary government is reported separately from certain legally separate component units for which the primary government is financially accountable. The School has no component units.

The statement of activities presents a comparison between direct expenses and program revenues for each function or program of The Florida Virtual School's (School) governmental activities. Direct expenses are those that are specifically associated with a service, program, or department and are thereby clearly identifiable to a particular function. Depreciation expense is allocated to the various functions.

B. Reporting Entity

The Florida Virtual School (the School) was established by an act of the Florida Legislature, as specified under Title XLVIII, Chapter 1002, Section 1002.37, Florida Statutes, to develop and deliver online and distance learning education. The School initiated online activities in August 1997 in partnership with the School Board of Alachua County and Orange County Public Schools with the name of Florida Online High School. As a result of legislative activity in 2001, the Florida Online High School changed its name to The Florida Virtual School and ended its partnership with the School Board of Alachua and Orange County Public Schools. The Florida Virtual School is a component unit of the State of Florida.

The School is governed by a board of trustees consisting of seven members appointed by the Governor. Members have experience working in a variety of fields such as education, business, and government. The board of trustees is required to meet a minimum of four times each year. The board members and the President who served during the 2017-18 fiscal year are shown below:

| <u>Board Member</u> | <u>County</u> |
|---|---------------|
| Robert Gidel, Sr., Chair | Orange |
| Iris Gonzalez | Pinellas |
| Linda Pellegrini | Orange |
| Robert Saltsman | Orange |
| Lady Dhyana Ziegler, Ph.D. | Leon |
| Dr. Robert L. Porter, Acting Managing Director | |
| Dr. Jodi Marshall, President, Chief Executive Officer | |

Criteria for determining if other entities are potential component units of the School which should be reported with the School's financial statements are identified and described in the Governmental Accounting Standards Board's (GASB) Codification of Governmental Accounting and Financial Reporting Standards, Sections 2100 and 2600. The application of these criteria provides for identification of any entities for which the School is financially accountable and other organizations for

THE FLORIDA VIRTUAL SCHOOL
NOTES TO FINANCIAL STATEMENTS
For the Fiscal Year Ended June 30, 2018

which the nature and significance of their relationship with the School are such that exclusion would cause the School's financial statements to be misleading or incomplete. Based on these criteria, no component units are included within the reporting entity of the School.

C. Basis of Presentation

Government-wide Financial Statements - Government-wide financial statements, including the statement of net position and the statement of activities, present information about the School as a whole. These statements include the non-fiduciary financial activity of the primary government. The statements distinguish between governmental activities of the School and those that are considered business-type activities.

Government-wide financial statements are prepared using the economic resources measurement focus. The statement of activities presents a comparison between direct expenses and program revenues for each function or program of the School's governmental activities and for each segment of the business-type activities. Direct expenses are those that are specifically associated with a service, program, or department and are thereby clearly identifiable to a particular function.

Program revenues include charges paid by the recipient of the goods or services offered by the program and grants and contributions that are restricted to meeting the operational or capital requirements of a particular program. Revenues that are not classified as program revenues are presented as general revenues. The comparison of direct expenses with program revenues identifies the extent to which each governmental function or business segment is self-financing or draws from the general revenues of the School.

The School eliminates from the statement of net position and the statement of activities inter-fund transfers and most inter-fund receivables and payables between funds.

Fund Financial Statements - Fund financial statements report detailed information about the School in the governmental and proprietary funds. The focus of governmental fund financial statements is on major funds rather than reporting funds by type. Because the focus of governmental fund financial statements differs from the focus of government-wide financial statements, a reconciliation is presented with the governmental fund financial statements.

The School reports the following major governmental fund:

- General Fund – to account for all financial resources not required to be accounted for in another fund, and for certain revenues from the State that are legally restricted to be expended for specific current operating purposes.

The School reports the following non-major fund:

- Special Revenue Fund – Special revenue funds are used to account for specific revenues that are legally restricted to expenditures for particular purposes.

Additionally, the School reports the following proprietary fund types:

- Enterprise Fund – to account for the activities of FLVS global and Florida franchises.

THE FLORIDA VIRTUAL SCHOOL
NOTES TO FINANCIAL STATEMENTS
For the Fiscal Year Ended June 30, 2018

- Internal Service Fund – to account for the self-insurance activities and course development.

D. Basis of Accounting

Basis of accounting refers to when revenues and expenditures, or expenses, are recognized in the accounts and reported in the financial statements. Basis of accounting relates to the timing of the measurements made, regardless of the measurement focus applied.

The government-wide financial statements are prepared using the economic resources measurement focus and the accrual basis of accounting, as are the proprietary fund financial statements. Revenues are recognized when earned and expenses are recognized when a liability is incurred, regardless of the timing of the related cash flows.

Governmental fund financial statements are prepared using the current financial resources measurement focus and the modified accrual basis of accounting. Revenues, except for certain grant revenues, are recognized when they become measurable and available. Revenues are considered to be available when they are collectible within the current period or soon enough thereafter to pay liabilities of the current period. The School considers revenues to be available if they are collected within 60 days of the end of the current fiscal year. Revenues from the enterprise fund are recognized at the gross value earned. Commissions related to the sales are recorded as an expense. Under the modified accrual basis of accounting, expenditures are generally recognized when the related fund liability is incurred, except for claims and judgments, and compensated absences, which are recognized when due. Allocations of cost, such as depreciation, are not recognized in governmental funds.

E. Assets, Liabilities, Deferred Outflows/Inflows of Resources, and Net Position/Fund Balance

1. Cash and Cash Equivalents

Cash deposits are held by banks qualified as public depositories under Florida law. All deposits are insured by Federal depository insurance and collateralized with securities held in Florida's multiple financial institution collateral pool as required by Chapter 280, Florida Statutes. The statement of cash flows considers cash as those accounts used as demand deposit accounts and investments.

2. Investments

Section 218.415(17), Florida Statutes, authorizes the School to invest in the Local Government Surplus Funds Trust Fund, any intergovernmental investment pool, money market funds registered with the Securities and Exchange Commission, interest-bearing time deposits or savings accounts, and direct obligations of the U.S. Treasury.

Investments consist of amounts placed with the State Board of Administration for participation in the Local Government Surplus Funds Trust Fund investment pool created by Section 218.405, Florida Statutes. This investment pool operates under investments guidelines established by Section 215.47, Florida Statutes. The School's investments in the Local Government Surplus Funds

**THE FLORIDA VIRTUAL SCHOOL
NOTES TO FINANCIAL STATEMENTS
For the Fiscal Year Ended June 30, 2018**

Trust Fund, a Securities and Exchange Commission Rule 2a7-like external investment pool, are reported at fair value, which is amortized cost.

3. Allowance for Doubtful Accounts

Accounts receivable are presented on the balance sheet net of estimated uncollectible amounts. The School records an allowance for estimated uncollectible accounts in an amount approximating anticipated losses. Individual uncollectible accounts are written off against the allowance when collection of the individual accounts appears doubtful. The School recorded an allowance for doubtful accounts of \$19,825 as of June 30, 2018.

4. Capital Assets

Expenditures for capital assets acquired or constructed for general School purposes are reported in the governmental fund that financed the acquisition or construction. The capital assets so acquired are reported at cost in the government-wide statement of net position but are not reported in the governmental fund financial statements. Capital assets are defined by the School as those with a useful life greater than a year and costing more than \$1,000. Such assets are recorded at historical cost or estimated historical cost if purchased or constructed. Donated assets are recorded at fair value at the date of donation.

Internally generated software, such as coursework for the School, is recognized as an intangible asset. Expenditures relating to the creation of intangible assets are capitalized and reported at cost in the government-wide statement of net position but are reported as expenditures in the governmental fund financial statements. An intangible asset is recognized in the statement of net position only if it is considered identifiable.

Capital assets are depreciated using the straight-line method over the following estimated useful lives:

| <u>Description</u> | <u>Estimated Lives</u> |
|---|------------------------|
| Learning Management System | 10 years |
| Internally Generated Courses & Purchased Software | 4 years |
| Furniture, Fixtures, and Equipment | 3 years |

Current-year information relative to changes in capital assets is described in a subsequent note.

5. Pensions

In the government-wide statement of net position, liabilities are recognized for the School's proportionate share of each plan's net pension liability. For purposes of measuring the net pension liability, deferred outflows of resources and deferred inflows of resources related to pensions, and pension expense, information about the fiduciary net position of the Florida Retirement System (FRS) defined benefit plan and the Health Insurance Subsidy (HIS) defined benefit plan and additions to/deductions from the FRS's and HIS's fiduciary net position have been determined on the same basis as they are reported to the FRS and HIS plans. For this purpose,

THE FLORIDA VIRTUAL SCHOOL
NOTES TO FINANCIAL STATEMENTS
For the Fiscal Year Ended June 30, 2018

benefit payments (including refunds of employee contributions) are recognized when due and payable in accordance with benefit terms. Investments are reported at fair value.

The School's retirement plans and related amounts are described in a subsequent note.

6. Compensated Absences

In the government-wide financial statements, compensated absences are accrued as liabilities to the extent that it is probable that the benefits will result in a payment. A liability is reported for compensated absences in the governmental fund financial statements only if they have matured. The liability for compensated absences includes salary-related benefits, where applicable.

7. Long-Term Liabilities

Long-term obligations that will be financed from resources to be received in the future are reported as liabilities in the government-wide statement of net position.

In the government-wide financial statements, compensated absences (i.e., paid absences for employee vacation leave and sick leave) are accrued as liabilities to the extent that it is probable that the benefits will result in termination payments. A liability is reported in the governmental fund financial statements only for the current portion of compensated absences expected to be paid using expendable available resources.

Changes in long-term liabilities for the current year are reported in a subsequent note.

8. Deferred Outflows/Inflows of Resources

In addition to assets, the statement of financial position reports a separate section for deferred outflows of resources. This separate financial statement element, *deferred outflows of resources*, represents a consumption of net position that applies to future periods and, as such, will not be recognized as an outflow of resources (expense/expenditure) until then.

The School has two items that qualify for reporting in this category. The first is the deferred amount on pensions reported in the government-wide statement of net position. The second is the deferred amount on Other Postemployment Benefits (OPEB) reported in the government-wide statement of net position.

The deferred outflows of resources related to pensions and OPEB are discussed in a subsequent note.

In addition to liabilities, the statement of financial position will sometimes report a separate section for *deferred inflows of resources*. This separate financial statement element, *deferred inflows of resources*, represents an acquisition of net position that applies to future periods and will not be recognized as an inflow of resources (revenue) until that time. The School has two items that qualify for reporting in this category. The first is the deferred amount on pension which results from the difference in the expected and actual amounts of experience, earnings, and contributions. This amount is deferred and amortized over the service life of all employees that are provided with pensions through the pension plan except earnings, which are amortized over 5 years. The second item is the deferred amounts on OPEB which results from the difference in

THE FLORIDA VIRTUAL SCHOOL
NOTES TO FINANCIAL STATEMENTS
For the Fiscal Year Ended June 30, 2018

expected and actual amounts of experience and earnings. This amount is deferred and amortized over the service life of all employees that are provided with healthcare through the School's health insurance program.

9. Net Position

The government-wide and the business-type activities fund financial statements utilize a net position presentation. Net position is categorized as net investment in capital assets, restricted and unrestricted. Net investment in capital assets groups all capital assets into one component of net position, net of accumulated depreciation. Restricted net position includes all net position with external restrictions imposed by grantors or laws and regulations of other governments. Unrestricted net position is the residual amount of net position of the School that is not restricted for any particular purpose.

10. Fund Balance Policy

Fund balance of governmental funds is reported in various categories based on the nature of any limitations requiring the use of resources for specific purposes. The Board itself can establish limitations on the use of resources through a commitment (committed fund balance). The Board does not have a policy regarding the commitment of fund balances. As such, the School does not report any committed fund balances. However, to ensure that an adequate fund balance is available for financial emergencies, it is a normal practice of the Board to annually budget at least an 8% reserve of its State (FEFP) and Virtual Learning Lab (VLL) revenue in its general fund budget.

F. Revenues and Expenditures/Expenses

1. Program Revenues

Amounts reported as program revenues include charges paid by the recipient of the goods or services offered by the program, and the grants and contributions that are restricted to meeting the operational or capital requirements of a particular program. Revenues that are not classified as program revenues are presented as general revenues. The comparison of direct expenses with program revenues identifies the extent to which each governmental function is self-financing or draws from the general revenues of the School.

2. State Revenue Sources

Revenues from State sources for current operations are primarily from the Florida Education Finance Program administered by the Florida Department of Education (Department) under the provisions of Section 1011.62, Florida Statutes. In accordance with this law, the School determines and reports the number of full-time equivalent (FTE) students and related data to the Department. The Department performs certain edit checks on the reported number of FTE and related data, and calculates the allocation of funds to the School. The School is permitted to amend its original reporting based on the DOE Schedule of FTE Amendments. Such amendments may impact funding allocations for subsequent years. The Department may also adjust subsequent fiscal period allocations based upon an audit of the School's compliance in determining and reporting FTE and related data. Normally, such adjustments are treated as reductions or additions of revenue in the year when the adjustments are made.

**THE FLORIDA VIRTUAL SCHOOL
NOTES TO FINANCIAL STATEMENTS
For the Fiscal Year Ended June 30, 2018**

The State provides financial assistance to administer certain categorical educational programs. State Board of Education rules require that revenue earmarked for certain programs be expended only for the program for which the money is provided, and require that the money not expended as of the close of the fiscal year be carried forward into the following year to be expended for the same categorical educational programs. The Department generally requires that categorical educational program revenues be accounted for in the General Fund. A portion of the fund balance of the General Fund is restricted in the governmental fund financial statements for the unencumbered balance of categorical educational program resources.

A schedule of revenue from State sources for the current year is presented in a subsequent note.

3. Federal Revenue Sources

The School receives Federal awards for the enhancement of various educational programs. Federal awards are generally received based on the applications submitted to, and approved by, various granting agencies. For Federal awards in which a claim to these grant proceeds is based on incurring eligible expenditures, revenue is recognized to the extent that eligible expenditures have been incurred.

4. Compensated Absences

In the government-wide financial statements, compensated absences (i.e. paid absences for employee vacation leave and sick leave) are accrued liabilities using the vesting method. Under this method, the liability amount is estimated based on the accumulated leave at fiscal year-end for employees who are currently eligible, or expected to become eligible, to receive termination payments. A liability for these amounts is reported in the governmental fund financial statements only if it has matured, such as for occurrences of employee resignations and retirements. The liability for compensated absences includes salary-related benefits, where applicable.

5. Proprietary Funds Operating and Nonoperating Revenues and Expenses

Proprietary funds distinguish operating revenues and expenses from nonoperating items. Operating revenues and expenses generally result from providing services and producing and delivering goods in connection with the proprietary funds' principal ongoing operations. The principal operating revenues of the School's proprietary funds are charges for sales and services associated with the enterprise funds; for premiums charged to the School and employees under various insurance programs; and for the use of the School's developed courses. Operating expenses for the proprietary funds include salary, benefits, cost of sales and services, health insurance claims and fees. All revenues and expenses not meeting these definitions are reported as nonoperating revenues and expenses.

II. ACCOUNTING CHANGE

Governmental Accounting Standards Board Statement No. 75. The School implemented GASB Statement No. 75, *Accounting and Financial Reporting for Postemployment Benefits Other Than Pensions*, which replaces GASB statement No. 45, *Accounting and Financial Reporting by Employers for Postemployment Benefits Other Than Pensions*, as amended. This statement addresses accounting and financial reporting for OPEB provided to employees of state and local government employers; establishes

**THE FLORIDA VIRTUAL SCHOOL
NOTES TO FINANCIAL STATEMENTS
For the Fiscal Year Ended June 30, 2018**

standards for recognizing and measuring liabilities, deferred outflows of resources, deferred inflows of resources, and expenses; requires governments to report a liability, deferred outflows of resources, deferred inflows of resources, and expenses on the face of the financial statement for the OPEB that they provide; and requires more extensive note disclosures and supplementary information about their OPEB liability. The beginning net position of the School was decreased \$4,676,760 due to the implementation of GASB Statement No. 75. The School's total OPEB liability reported at June 30, 2017, increased \$4,676,760 to \$15,669,555 as of July 1, 2017, due to the transition in the valuation methods under GASB Statement No. 45 to GASB Statement No. 75, beginning balances for deferred outflow/inflows of resources were not restated.

III. DETAIL NOTES ON ALL ACTIVITIES AND FUNDS

A. Cash Deposits with Financial Institutions

Custodial Credit Risk-Deposits. In the case of deposits, this is the risk that in the event of a bank failure, the School's deposits may not be returned to the School. The School does not have a policy for custodial credit risk. All bank balances of the School are fully insured or collateralized as required by Chapter 280, Florida Statutes.

B. Investments

Investments with a fair value of \$42,312,971 at June 30, 2018, are in the State Board of Administration investment pool (Florida PRIME) with a weighted average maturity (WAM) of 30 days. A portfolio's WAMP reflects the average maturity in days based on final maturity or reset date, in the case of floating rate instruments. WAM measures the sensitivity of the portfolio to interest rate changes. The School's investment in Florida PRIME is rated AAAM by Standard and Poor's.

C. Receivables

The majority of \$12,939,130 reported as receivables consists of \$5,654,250 due from global services and franchises customers and \$5,788,073 from contracted virtual labs. The School recorded an allowance for doubtful accounts of \$19,825 as of June 30, 2018.

D. Due from Other Agencies

The \$1,266,020 reported as due from other agencies consists of \$965,454 due from the Florida Department of Education for FEPF revenue and \$300,566 due from the Florida Department of Education for reimbursement of Federal grant expenditures.

E. Changes in Capital Assets

Changes in capital assets are presented in the table below:

**THE FLORIDA VIRTUAL SCHOOL
NOTES TO FINANCIAL STATEMENTS
For the Fiscal Year Ended June 30, 2018**

| | Balance 7/1/2017 | Additions | Deletions | Balance 6/30/2018 |
|--|----------------------|---------------------|-------------|----------------------|
| <u>GOVERNMENTAL ACTIVITIES</u> | | | | |
| <u>Assets Not Being Depreciated:</u> | | | | |
| Development in Progress - Elementary Courses | \$ 1,830,442 | \$ 9,456,596 | \$ - | \$ 11,287,038 |
| Furniture, Fixtures, and Equipment | 6,125,798 | 1,168,396 | 30,423 | 7,263,771 |
| Less: Accumulated Depreciation | 5,296,171 | 582,373 | 30,423 | 5,848,121 |
| Total Furniture, Fixtures, and Equipment | 829,627 | 586,023 | - | 1,415,650 |
| Internally Created Software | 30,602,411 | 2,172,795 | - | 32,775,206 |
| Less: Accumulated Amortization | 27,844,914 | 1,265,237 | - | 29,110,151 |
| Total Internally Created Software | 2,757,497 | 907,558 | - | 3,665,055 |
| Learning Management System | 5,750,000 | - | - | 5,750,000 |
| Less: Accumulated Amortization | 575,000 | 575,000 | - | 1,150,000 |
| Total Learning Management System | 5,175,000 | (575,000) | - | 4,600,000 |
| Learning Content Management System | 1,171,971 | 346,685 | - | 1,518,656 |
| Less: Accumulated Amortization | 465,432 | 379,664 | - | 845,096 |
| Total Learning Content Management System | 706,539 | (32,979) | - | 673,560 |
| Total Governmental Activities Capital Assets, net | 11,299,105 | 10,342,198 | - | 21,641,303 |
| <u>BUSINESS-TYPE ACTIVITIES:</u> | | | | |
| Furniture, Fixtures, and Equipment | 42,000 | - | - | 42,000 |
| Less: Accumulated Depreciation | 31,178 | 7,237 | - | 38,415 |
| Total Furniture, Fixtures, and Equipment | 10,822 | (7,237) | - | 3,585 |
| Internally Created Software | 2,894,506 | - | - | 2,894,506 |
| Less: Accumulated Amortization | 2,263,012 | 588,711 | - | 2,851,723 |
| Total Internally Created Software | 631,494 | (588,711) | - | 42,783 |
| Total Business-type Activities Capital Assets, net | 642,316 | (595,948) | - | 46,368 |
| Total Gov't & Bus-type Activities Capital Assets, net | \$ 11,941,421 | \$ 9,746,250 | \$ - | \$ 21,687,671 |

Depreciation/Amortization expense for the governmental funds was charged to functions for the year ended June 30, 2018 as follows:

| <u>Function</u> | <u>Amount</u> |
|--|----------------------|
| GOVERNMENTAL ACTIVITIES | |
| Instruction | \$ 2,219,901 |
| Administrative Related Technology | 535,783 |
| Instructional Related Technology | 46,590 |
| Total Depreciation/Amortization-Governmental Activities | \$ 2,802,274 |

**THE FLORIDA VIRTUAL SCHOOL
NOTES TO FINANCIAL STATEMENTS
For the Fiscal Year Ended June 30, 2018**

F. Retirement Plans

1. Florida Retirement System (FRS) – Defined Benefit Pension Plans

General Information about the FRS. The Florida Retirement System (FRS) was created in Chapter 121, Florida Statutes, to provide a defined benefit pension plan for participating public employees. The FRS was amended in 1998 to add the Deferred Retirement Option Program under the defined benefit plan and amended in 2000 to provide a defined contribution plan alternative to the defined benefit plan for FRS members effective July 1, 2002. This integrated defined contribution pension plan is the FRS Investment Plan. Chapter 112, Florida Statutes, established the Retiree Health Insurance Subsidy (HIS) Program, a cost sharing multiple-employer defined benefit pension plan, to assist retired members of any state administered retirement system in paying the costs of health insurance.

Essentially all regular employees of the School are eligible to enroll as members of the State-administered FRS. Provisions relating to the FRS are established by Chapters 121 and 122, Florida Statutes; Chapter 112, Part IV, Florida Statutes; Chapter 238, Florida Statutes; and FRS Rules, Chapter 60S, Florida Administrative Code; wherein eligibility, contributions, and benefits are defined and described in detail. Such provisions may be amended at any time by further action from the Florida Legislature. The FRS is a single retirement system administered by the Florida Department of Management Services, Division of Retirement, and consists of the two cost-sharing, multiple-employer defined benefit plans and other nonintegrated programs. A comprehensive annual financial report of the FRS, which includes its financial statements, required supplementary information, actuarial report, and other relevant information, is available from the Florida Department of Management Services' web site www.dms.myflorida.com.

The School's pension expense totaled \$10,891,131 for the fiscal year ended June 30, 2018.

FRS Pension Plan

Plan Description. The FRS Pension Plan (Plan) is a cost-sharing multiple-employer defined benefit pension plan, with a Teacher's Retirement System, Plan E and a Deferred Retirement Option Program (DROP) for eligible employees. The general classes of membership are as follows:

- *Regular Class* – Members of the FRS who do not qualify for membership in the other classes.
- *Elected County Officers Class* – Members who hold specified elective offices in local government.
- *Senior Management Service Class (SMSC)* – Members in senior management level positions.

Vesting refers to an earned right to receive retirement benefits when the employee reaches normal retirement of 62 years of age or by 30 years of service for employees who began participation in the FRS prior to July 1, 2011. **On or after July 1, 2011**, vesting refers to an earned right to receive retirement benefits when the employee reaches normal retirement of 65 years of age or by 33 years of service for employees who began participation in the FRS.

**THE FLORIDA VIRTUAL SCHOOL
NOTES TO FINANCIAL STATEMENTS
For the Fiscal Year Ended June 30, 2018**

- *Six (6) years of contiguous service is required to become fully vested for FRS members whose participation in the FRS began prior to July 1, 2011.*
- *Eight (8) years of contiguous service is required to become fully vested for employees who begin participation in the FRS on or after July 1, 2011.*
- *Effective July 1, 2011 all employee contributions are immediately vested, minus any interest earnings for those in the Pension Plan, once the member has been off all FRS covered payrolls for three full calendar months. Employer contributions made on behalf of the member are not refundable prior to vesting.*

The Plan also includes an early retirement provision; however, there is a benefit reduction for each year a member retires before his or her normal retirement date. The Plan provides retirement, disability, and death benefits and annual cost-of-living adjustments.

DROP, subject to provisions of Section 121.091, Florida Statutes, permits employees eligible for normal retirement under the Plan to defer receipt of monthly benefit payments while continuing employment with an FRS employer. An employee may participate in DROP for a period not to exceed 60 months after electing to participate, except that certain instructional personnel may participate for up to 96 months. During the period of DROP participation, deferred monthly benefits are held in the FRS Trust Fund and accrue interest.

Benefits Provided. Benefits under the Plan are computed on the basis of age and/or years of service, average final compensation, and service credit. Credit for each year of service is expressed as a percentage of the average final compensation. For members initially enrolled before July 1, 2011, the average final compensation is the average of the five highest fiscal years' earnings; for members initially enrolled on or after July 1, 2011, the average final compensation is the average of the eight highest fiscal years' earnings. The total percentage value of the benefit received is determined by calculating the total value of all service, which is based on the retirement class to which the member belonged when the service credit was earned. Members are eligible for in-line-of-duty or regular disability and survivors' benefits. The following chart shows the percentage value for each year of service credit earned:

| <u>Class, Initial Enrollment, and Retirement Age/Years of Service</u> | <u>% of Value</u> |
|--|--------------------------|
| Regular Class members initially enrolled before July 1, 2011 | |
| Retirement up to age 62 or up to 30 years of service | 1.60 |
| Retirement at age 63 or with 31 years of service | 1.63 |
| Retirement at age 64 or with 32 years of service | 1.65 |
| Retirement at age 65 or with 33 or more years of service | 1.68 |
| Regular Class members initially enrolled on or after July 1, 2011 | |
| Retirement up to age 65 or up to 33 years of service | 1.60 |
| Retirement at age 66 or with 34 years of service | 1.63 |
| Retirement at age 67 or with 35 years of service | 1.65 |
| Retirement at age 68 or with 36 or more years of service | 1.68 |
| Senior Management Service Class | 2.00 |

**THE FLORIDA VIRTUAL SCHOOL
NOTES TO FINANCIAL STATEMENTS
For the Fiscal Year Ended June 30, 2018**

As provided in Section 121.101, Florida Statutes, if the member is initially enrolled in the FRS before July 1, 2011, and all service credit was accrued before July 1, 2011, the annual cost-of-living adjustment is 3 percent per year. If the member is initially enrolled before July 1, 2011, and has service credit on or after July 1, 2011, there is an individually calculated cost-of-living adjustment. The annual cost-of-living adjustment is a proportion of the 3 percent determined by dividing the sum of the pre-July 2011 service credit by the total service credit at retirement multiplied by 3 percent. Plan members initially enrolled on or after July 1, 2011 will not have a cost-of-living adjustment after retirement.

Contributions. The Florida Legislature establishes, and may amend, contribution rates for each membership class of the FRS. Contribution rates during the 2016-17 fiscal year were as follows:

| Class or Plan | Percent of Gross Salary | |
|---|-------------------------|--------------|
| | Employee | Employer (A) |
| Florida Retirement System, Regular | 3.00 | 7.92 |
| Florida Retirement System, Senior Management Service | 3.00 | 22.71 |
| Deferred Retirement Option Program - Applicable to members from all of the above classes or plans | 0.00 | 13.26 |

Notes: (A) In addition to the rates shown, employer rates include 1.66 percent for the post-employment insurance supplement. Also, employer rates, other than for DROP participants, include 0.06 percent for administration costs of the Public Employee Optional Retirement Program.

The School's liability for participation is limited to the payment of the required contribution at the rates and frequencies established by law on future payrolls of the School. The School's contributions for the fiscal years ended June 30, 2016, June 30, 2017 and June 30, 2018, totaled \$7,616,012, \$8,795,394 and \$9,792,685 respectively, which were equal to the required contributions for each fiscal year. This includes the HIS defined benefit pension plan contributions.

Pension Liabilities, Pension Expense, Deferred Outflows of Resources, and Deferred Inflows of Resources Related to FRS Pensions. At June 30, 2018, the School reported a liability of \$65,184,388 for its proportionate share of the net pension liability. The total pension liability was determined by the plans' actuary and reported in the plans' valuations dated July 1, 2017. The School's proportion of the net pension liability was based on the School's share of contributions to the pension plan relative to the contributions of all Division of Retirement participating employers. At June 30, 2017, the School's proportion was .220371423% compared to .200875549% at June 30, 2016.

For the fiscal year ended June 30, 2018, the School recognized pension expense of \$10,891,131 related to the Plan. At June 30, 2018, the School reported deferred outflows of resources and deferred inflows of resources related to pensions from the following sources:

**THE FLORIDA VIRTUAL SCHOOL
NOTES TO FINANCIAL STATEMENTS
For the Fiscal Year Ended June 30, 2018**

| | Deferred Outflows of Resources | | Deferred Inflows of Resources | |
|---|--------------------------------|---------------------|-------------------------------|---------------------|
| | Gov't Activities | Bus-type Activities | Gov't Activities | Bus-type Activities |
| Differences between expected and actual experience | \$ 5,743,064 | \$ 239,294 | \$ (346,645) | \$ (14,444) |
| Changes in assumptions or other inputs | 21,030,294 | 876,263 | - | - |
| Net difference between projected and actual earnings on pension plan investments | - | - | (1,550,815) | (64,617) |
| Changes in proportion and differences between district contributions and proportionate share of contributions | 2,439,071 | 110,203 | (1,028,854) | (42,869) |
| Adjustment due to difference between estimated and actual deferred outflows subsequent to measurement date, 6/30/2015 | 7,315 | 307 | - | - |
| District contributions subsequent to the measurement date, 6/30/2017 | 6,281,206 | 261,716 | - | - |
| Total | \$ 35,500,950 | \$ 1,487,783 | \$ (2,926,314) | \$ (121,930) |

The deferred outflows of resources related to pensions, totaling \$36,988,733 (35,500,950 + 1,487,783), resulting from the School contributions subsequent to the measurement date, will be recognized as a reduction of net pension liability in the year ended June 30, 2018. Other amounts reported as deferred outflows of resources and deferred inflows of resources related to pensions will be recognized in pension expense as follows:

| Fiscal Year Ending, June 30 | Amount |
|-----------------------------|----------------------|
| 2018 | \$ 3,424,112 |
| 2019 | 9,023,987 |
| 2020 | 6,584,688 |
| 2021 | 1,735,233 |
| 2022 | 4,813,984 |
| Thereafter | 1,815,563 |
| Totals | \$ 27,397,567 |

Actuarial Methods and Assumptions. The total pension liability in the July 1, 2017 actuarial valuation was determined using the following actuarial assumptions, applied to all periods included in the measurement:

| | |
|---------------------------|---|
| Inflation | 2.60 percent |
| Salary Increases | 3.25 percent, average, including inflation |
| Investment rate of return | 7.10 percent, net of pension plan investment expense, including inflation |

**THE FLORIDA VIRTUAL SCHOOL
NOTES TO FINANCIAL STATEMENTS
For the Fiscal Year Ended June 30, 2018**

Mortality rates were based on the Generational RP-2000 with Projection Scale BB, with adjustments for mortality improvements based on Scale AA.

The actuarial assumptions that determined the total pension liability as of June 30, 2017, were based on the results of an actuarial experience study for the period July 1, 2008, through June 30, 2013.

The long-term expected rate of return on pension plan investments was not based on historical returns, but instead is based on a forward-looking capital market economic model. The allocation policy's description of each asset class was used to map the target allocation to the asset classes shown below. Each asset class assumption is based on a consistent set of underlying assumptions, and includes an adjustment for the inflation assumption. The target allocation and best estimates of arithmetic and geometric real rates of return for each major asset class are summarized in the following table:

| Asset Class | Target Allocation (1) | Annual Arithmetic Return | Compound Annual (Geometric) Return | Standard Deviation |
|--------------------------|----------------------------------|---|---|-------------------------------|
| Cash | 1.0% | 3.0% | 3.0% | 1.8% |
| Fixed Income | 18.0% | 4.5% | 4.4% | 4.2% |
| Global Equity | 53.0% | 7.8% | 6.6% | 17.0% |
| Real Estate (Property) | 10.0% | 6.6% | 5.9% | 12.8% |
| Private Equity | 6.0% | 11.5% | 7.8% | 30.0% |
| Strategic Investments | 12.0% | 6.1% | 5.6% | 9.7% |
| Total | 100.0% | | | |
| Assumed Inflation - Mean | | | 2.6% | 1.9% |

Note: (1) As outlined in the Plan's investment policy

Discount Rate. The discount rate used to measure the total pension liability was 7.10 percent. The Plan's fiduciary net position was projected to be available to make all projected future benefit payments of current active and inactive employees. Therefore, the discount rate for calculating the total pension liability is equal to the long-term expected rate of return.

Sensitivity of the School's Proportionate Share of the Net Position Liability to Changes in the Discount Rate. The following tables demonstrate the sensitivity of the net liability to changes to the discount rate. The sensitivity analysis shows the impact to the collective net pension liability of the participating employers if the discount rate was 1.00 percent higher or 1.00 percent lower than the current discount rate at June 30, 2017.

**THE FLORIDA VIRTUAL SCHOOL
NOTES TO FINANCIAL STATEMENTS
For the Fiscal Year Ended June 30, 2018**

| | FRS Net Pension Liability (Asset) | | |
|--|-----------------------------------|-------------------|------------------|
| | 1% Decrease | Current | 1% Increase |
| | 6.10% | 7.10% | 8.10% |
| NPL per FRS, June 30, 2017 | \$ 53,536,799,032 | \$ 29,579,329,032 | \$ 9,689,140,032 |
| FLVS proportionate @measurement date, date, June 30, 2017 | 0.220371423% | 0.220371423% | 0.220371423% |
| FLVS proportionate share of NPL | \$ 117,979,806 | \$ 65,184,388 | \$ 21,352,096 |

Pension Plan Fiduciary Net Position. Additional audited financial information supporting the Schedules of Employer Allocations and the Schedules of Pension Amounts by Employer, is located in the Florida CAFR for the fiscal year ended June 30, 2016, and in the Florida Retirement System Pension Plan and Other State-Administered Systems CAFR for the fiscal year ended June 30, 2017.

Payables to the Pension Plan. The School reported no payables for the outstanding amount of contributions to the Plan required for the fiscal year ended June 30, 2017.

HIS Pension Plan

Plan Description. The HIS Pension Plan (HIS Plan) is a cost-sharing multiple-employer defined benefit pension plan established under section 112.363, Florida Statutes, and may be amended by the Florida Legislature at any time. The benefit is a monthly payment to assist retirees of State-administered retirement systems in paying their health insurance costs and is administered by the Division of Retirement within the Florida Department of Management Services.

Benefits Provided. For the fiscal year ended June 30, 2017, eligible retirees and beneficiaries received a monthly HIS payment of \$5 for each year of creditable service completed at the time of retirement, with a minimum HIS payment of \$30 and a maximum HIS payment of \$150 per month, pursuant to Section 112.363, Florida Statutes. To be eligible to receive a HIS Plan benefit, a retiree under a State-administered retirement system must provide proof of health insurance coverage, which may include Medicare.

Contributions. The HIS Plan is funded by required contributions from FRS participating employers as set by the Florida Legislature. Employer contributions are a percentage of gross compensation for all active FRS members. For the fiscal year ended June 30, 2017, the contribution rate was 1.26 percent of payroll pursuant to section 112.363, Florida Statutes. The District contributed 100 percent of its statutorily required contributions for the current and proceeding three years. HIS Plan contributions are deposited in a separate trust fund from which payments are authorized. HIS Plan benefits are not guaranteed and are subject to annual legislative appropriation. In the event the legislative appropriation or available funds fail to provide full subsidy benefits to all participants, benefits may be reduced or canceled.

Pension Liabilities, Pension Expense, and Deferred Outflows of Resources and Deferred Inflows of Resources Related to HIS Pensions. At June 30, 2018, the School reported a net pension liability of \$37,960,960 for its proportionate share of the HIS Plan's net pension liability. The current portion of the net pension liability is the School's proportionate share of benefit payments expected to be paid within one year, net of the School's proportionate share of the pension plan's

**THE FLORIDA VIRTUAL SCHOOL
NOTES TO FINANCIAL STATEMENTS
For the Fiscal Year Ended June 30, 2018**

fiduciary net position available to pay that amount. The net pension liability was measured as of June 30, 2017, and the total pension liability used to calculate the net pension liability was determined by an actuarial valuation as of July 1, 2017. The School's proportionate share of the net pension liability was based on the School's 2016-17 fiscal year contributions relative to the total 2016-17 fiscal year contributions of all participating members. At June 30, 2017, the School's proportionate share was .355025456% for HIS, compared to .328567617% measured as of June 30, 2016.

For fiscal year ended June 30, 2018, the School recognized pension expense of \$3,174,728 related to the HIS Plan. In addition, the School reported deferred outflows of resources and deferred inflows of resources related to pensions from the following sources:

| | Deferred Outflows of Resources | | Deferred Inflows of Resources | |
|---|--------------------------------|---------------------|-------------------------------|---------------------|
| | Gov't Activities | Bus-type Activities | Gov't Activities | Bus-type Activities |
| Differences between expected and actual experience | \$ - | \$ - | \$ (75,879) | \$ (3,162) |
| Changes in assumptions or other inputs | 5,122,565 | 213,440 | (3,151,223) | (131,301) |
| Net difference between projected and actual earnings on pension plan investments | 20,210 | 842 | - | - |
| Changes in proportion and differences between district contributions and proportionate share of contributions | 3,545,546 | 147,731 | (1,164,980) | (48,540) |
| Adjustment due to difference between estimated and actual deferred outflows subsequent to measurement date, 6/30/2015 | (291) | (12) | - | - |
| District contributions subsequent to measurement date, 6/30/2016 | 1,891,454 | 78,811 | - | - |
| Total | \$ 10,579,484 | \$ 440,812 | \$ (4,392,082) | \$ (183,003) |

The deferred outflows of resources related to pensions, totaling \$11,020,296 (10,579,484 + 440,812), resulting from School contributions to the HIS Plan subsequent to the measurement date, will be recognized as a reduction of the net pension liability in the fiscal year ended June 30, 2018. Other amounts reported as deferred outflows of resources and deferred inflows of resources related to pensions will be recognized in pension expense as follows:

**THE FLORIDA VIRTUAL SCHOOL
NOTES TO FINANCIAL STATEMENTS
For the Fiscal Year Ended June 30, 2018**

| Fiscal Year Ending, June 30 | Amount |
|-----------------------------|--------------|
| 2018 | \$ 909,140 |
| 2019 | 905,458 |
| 2020 | 903,546 |
| 2021 | 965,588 |
| 2022 | 806,246 |
| Thereafter | (15,032) |
| Totals | \$ 4,474,946 |

Actuarial Assumptions. The total pension liability in the July 1, 2017, actuarial valuation was determined using the following actuarial assumptions, applied to all periods included in the measurement:

| | |
|---------------------|--|
| Inflation | 2.60 percent |
| Salary Increases | 3.25 percent, average, including inflation |
| Municipal Bond Rate | 3.58 percent |

Mortality rates were based on the Generational RP-2000 with Projected Scale BB.

The HIS Plan has a valuation performed biennially that is updated for GASB reporting in the year a valuation is not performed. The most recent experience study was completed in 2017 for the period July 1, 2008, through June 30, 2013. Because the HIS Plan is funded on a pay-as-you-go basis, the depletion date is considered to be immediate, and the single equivalent discount rate is equal to the municipal bond rate selected by the HIS Plan sponsor. The Bond Buyer General Obligation 20-Bond Municipal Bond Index was adopted as the applicable municipal bond index.

Sensitivity of the School's Proportionate Share of the Net Pension Liability to Changes in the Discount Rate. The following presents the School's proportionate share of the net pension liability calculated using the discount rate of 3.58 percent, as well as what the School's proportionate share of the net pension liability would be if it were calculated using a discount rate that is 1 percent lower (2.58 percent) or 1 percent higher (4.58 percent) than the current rate:

| | HIS Net Pension Liability (Asset) | | |
|--|-----------------------------------|-------------------|------------------|
| | 1% Decrease | Current | 1% Increase |
| | 2.58% | 3.58% | 4.58% |
| NPL per HIS, June 30, 2017 | \$ 12,201,514,391 | \$ 10,692,461,377 | \$ 9,435,503,574 |
| FLVS proportionate @measurement date, date, June 30, 2017 | 0.355025456% | 0.355025456% | 0.355025456% |
| FLVS proportionate share of NPL | \$ 43,318,482 | \$ 37,960,960 | \$ 33,498,440 |

Pension Plan Fiduciary Net Position. Detailed information about the HIS Plan's fiduciary net position is available in the separately issued FRS Pension Plan and Other State Administered Systems Comprehensive Annual Financial Report.

**THE FLORIDA VIRTUAL SCHOOL
NOTES TO FINANCIAL STATEMENTS
For the Fiscal Year Ended June 30, 2018**

Payables to the Pension Plan. The School reported no payables for the outstanding amount of contributions to the HIS Plan required for the fiscal year ended June 30, 2018.

2. FRS - Defined Contribution Pension Plan

The School contributes to the FRS Investment Plan (Investment Plan), a defined contribution pension plan, for its eligible employees electing to participate in the Investment Plan. The Investment Plan is administered by the SBA, and is reported in the SBA’s annual financial statements and in the State of Florida Comprehensive Annual Financial Report. Service retirement benefits are based upon the value of the member’s account upon retirement.

As provided in Section 121.4501, Florida Statutes, eligible FRS members may elect to participate in the Investment Plan in lieu of the FRS defined-benefit plan. School employees participating in DROP are not eligible to participate in the Investment Plan. Employer and employee contributions, including amounts contributed to individual member’s accounts, are defined by law, but the ultimate benefit depends in part on the performance of investment funds. Benefit terms, including contribution requirements, for the Investment Plan are established and may be amended by the Florida Legislature. The Investment Plan is funded with the same employer and employee contribution rates that are based on salary and membership class (Regular Class, Elected County Officers, etc.), as the FRS defined benefit plan. Contributions are directed to individual member accounts, and the individual members allocate contributions and account balances among various approved investment choices. Allocations to the investment members accounts during the 2017-18 fiscal year were as follows:

| <u>Class</u> | Percent of Gross Compensation |
|--------------------------------|--|
| FRS, Regular | 6.30 |
| FRS, Senior Management Service | 7.67 |

For all membership classes, employees are immediately vested in their own contributions and are vested after one year of service for employer contributions and investment earnings. If an accumulated benefit obligation for service credit originally earned under the FRS Pension Plan is transferred to the Investment Plan, the member must have the years of service required for FRS Pension Plan vesting (including the service credit represented by the transferred funds) to be vested for these funds and the earnings on the funds. Non-vested employer contributions are placed in a suspense account for up to five years. If the employee returns to FRS-covered employment within the five-year period, the employee will regain control over their account. If the employee does not return within the five-year period, the employee will forfeit the accumulated account balance. Costs of administering the Investment Plan, including the FRS Financial Guidance Program, are funded through an employer contribution of 0.046 percent of payroll and by forfeited benefits of Investment Plan members. For the fiscal year ended June 30, 2018, the information for the amount of forfeitures was unavailable from the SBA; however, management believes that these amounts, if any, would be immaterial to the School.

After termination and applying to receive benefits, the member may rollover vested funds to another qualified plan, structure a periodic payment under the Investment Plan, receive a lump-

**THE FLORIDA VIRTUAL SCHOOL
NOTES TO FINANCIAL STATEMENTS
For the Fiscal Year Ended June 30, 2018**

sum distribution, leave the funds invested for future distribution, or any combination of these options. Disability coverage is provided; the member may either transfer the account balance to the FRS Pension Plan when approved for disability retirement to receive guaranteed lifetime monthly benefits under the FRS Pension Plan, or remain in the Investment Plan and rely upon that account balance for retirement income.

The School's Investment Plan pension expense totaled \$2,977,809 and there were 717 School participants for the fiscal year ended June 30, 2018.

3. Allocation of Pension-Related Amounts to Proprietary Funds

Management believes allocation of pension-related amounts to any internal service funds to be inappropriate, as these funds are not trying to allocate pension expense to the user funds. In addition, management believes the proportionate amounts that would be allocated based on FRS-eligible payroll to be immaterial to the internal service funds.

G. Other Postemployment Benefit Obligations

Plan Description. The Other Postemployment Benefits Plan (OPEB Plan) is a single-employer defined benefit plan administered by the School. Pursuant to the provision of the Section 112.0801, Florida Statutes, former employees who retire from the School, and eligible dependents, may continue to participate in the School's health and hospitalization plan for medical and prescription coverages. The School subsidizes the premium rates paid by the retirees by allowing them to participate in the plan at the blended group premium rates for both active and retired employees. These rates provide an implicit subsidy for retirees because, on an actuarial basis, their current and future claims are expected to result in higher costs to the School on average than those of active employees. The School does not offer any explicit subsidies for retiree coverage. Retirees are required to enroll in the Federal Medicare program for their primary coverage as soon as they are eligible. No assets are accumulated in the trust that meets the criteria in paragraph 4 of GASB Statement No. 75.

Benefit Terms and Employees Covered. Plan contribution requirements and benefit terms of the School and OPEB Plan members are established and may be amended through recommendation of the Insurance Committee and action from the Board. The School has not advanced funded or established a funding methodology for the annual OPEB costs or the net OPEB obligation. As of the valuation date, January 1, 2017, there were 2,107 active participants and 37 inactive participants (retirees plus surviving spouses) receiving postemployment healthcare benefits. The School provided contributions estimated at \$97,550 toward annual OPEB costs, comprised of benefit payments made on behalf of the retirees net of retiree contributions. Required contributions are based on projected pay-as-you-go financing.

Total OPEB Liability. The School's total OPEB liability of \$15,043,014 was measured as of June 30, 2017, and was determined by an actuarial valuation as of January 1, 2017. As described in Note II, the beginning OPEB liability was increased by \$4,676,760 due to the adoption of GASB Statement No. 75.

Actuarial Assumptions and Other Inputs. The total OPEB liability in the January 1, 2017, actuarial valuation was determined using the following actuarial assumptions and other inputs, applied to all periods included in the measurement, unless otherwise specified.

**THE FLORIDA VIRTUAL SCHOOL
NOTES TO FINANCIAL STATEMENTS
For the Fiscal Year Ended June 30, 2018**

| | |
|---|--|
| Discount Rate | 3.56% |
| 20-Year Municipal Bond Rate | 3.56% |
| Municipal Bond Rate Basis | Fidelity's 20-Year GO AA Index |
| Salary Increases | Male – 3.7% - 7.8% Female – 3.7% - 7.8% |
| General Inflation | 2.50% |
| Mortality Rates – Healthy Female | Female: RP-2000 Generational, 100% Annuitant White Collar, Scale BB |
| Mortality Rates – Healthy Male | Male: RP-2000 Generational, 50% Annuitant White Collar, Scale BB |
| Mortality Rates – Disabled Female | Female: RP-2000, 100% Disabled female set forward 2 years, no projection scale |
| Mortality Rates – Disabled Male | Male: RP-2000, 100% Disabled male set back 4 years, no projection scale |
| Healthcare Cost Trend Rates | Based on the Getzen Model, with trend starting at 7.25% and gradually trending to an ultimate trend rate of 4.24% plus 0.30% increase for excise tax |
| Current Retirees | All current retirees are assumed to continue coverage |
| Projected Retiree Healthcare Contributions | A weighted average with weights derived from the current distribution of members among plans offered: |
| Retiree Premium Contributions | \$545 Non-Medicare and \$545 Medicare |
| Spouse Premium Contributions | \$551 Non-Medicare and \$551 Medicare |
| Administrative Expenses | Per-capita administrative costs are based actual 2017 administrative fees |
| Actuarial Cost Method | Entry Age Normal cost method |
| Measurement Date | June 30, 2017 |
| Measurement Period | June 30, 2016 to June 30, 2017 |
| Valuation Date | January 1, 2017 |
| Census Data | As of January 1, 2017 |

The School selected the economic, demographic, and health care claim cost assumptions used in the January 1, 2017 valuation. The current actuary provided guidance with respect to the economic assumptions. The prior actuary provided guidance with respect to the demographic assumptions, the health care participation rate assumption, and the spouse coverage election rate assumption. The demographic assumptions were based on those employed in the July 1, 2014, Pension Actuarial Valuation of the FRS, which were developed by the FRS from an Actuarial Experience Study. These include assumed rates of future termination, mortality, disability, and retirement. In addition, salary increase assumptions for development of the pattern of the normal cost increases were the same as those used by the FRS.

Changes to the Total OPEB Liability. Below are the details regarding the total OPEB liability for the measurement period from June 30, 2017 to June 30, 2018.

**THE FLORIDA VIRTUAL SCHOOL
NOTES TO FINANCIAL STATEMENTS
For the Fiscal Year Ended June 30, 2018**

| | Total OPEB Liability |
|--|---------------------------------|
| Balance Recognized at 6/30/2017, as Restated | \$ 15,669,555 |
| Changes for the Fiscal Year: | |
| Service Cost | 1,022,582 |
| Interest on the Total OPEB Liability | 485,986 |
| Difference Between Expected and Actual Experience | (2,037,559) |
| Benefits Payments | (97,550) |
| Net Changes | (626,541) |
| Balance at 6/30/2018 | \$ 15,043,014 |

Changes of assumptions and other inputs reflect a change in the discount rate from 2.92 percent as of the beginning of the measurement period to 3.56 percent as of June 30, 2018.

Sensitivity of the Total OPEB Liability to Changes in the Discount Rate. The following presents the total OPEB liability of the School, as well as what the School's total OPEB liability would be if it were calculated using a discount rate that is 1 percentage point lower (2.56 percent) or 1 percentage point higher (4.56 percent) than the current discount rate:

| | 1% Decrease 2.56% | Current 3.56% | 1% Increase 4.56% |
|----------------------|------------------------------|--------------------------|------------------------------|
| Total OPEB Liability | \$ 18,361,380 | \$ 15,043,014 | \$12,391,972 |

Sensitivity of the Total OPEB Liability to Changes in the Healthcare Cost Trend. The following presents the total OPEB liability of the School, as well as what the School's total OPEB liability would be if it were calculated using healthcare cost trend rates that are 1 percentage point lower and 1 percentage point higher than the current healthcare cost trend rates:

| | 1% Decrease | Healthcare cost Trend Rate | 1% Increase |
|----------------------|--------------------|---------------------------------------|--------------------|
| Total OPEB Liability | \$ 11,806,575 | \$ 15,043,014 | \$ 18,515,268 |

OPEB Expense and Deferred Outflows of Resources and Deferred Inflows of Resources Related to OPEB. For the year ended June 30, 2018, the School recognized OPEB expense of \$2,507,910. At June 30, 2018, the School reported deferred outflows of resources and deferred inflows of resources related to OPEB from the following sources:

**THE FLORIDA VIRTUAL SCHOOL
NOTES TO FINANCIAL STATEMENTS
For the Fiscal Year Ended June 30, 2018**

| | Deferred Outflows | Deferred Inflows |
|---|----------------------|---------------------|
| Difference between Expected and Actual Experience | \$ - | \$ 2,037,558 |
| Changes of Assumptions or Other Inputs | 144,609 | - |
| Total | \$ 144,609 | \$ 2,037,558 |

Amounts recognized in the deferred outflows of resources and deferred inflows of resources related to OPEB will be recognized in the OPEB expense as follows:

| Fiscal year Ending, June 30 | Annual Expense |
|-----------------------------|-----------------------|
| 2019 | \$ (144,609) |
| 2020 | (144,609) |
| 2021 | (144,609) |
| 2022 | (144,609) |
| 2023 | (144,609) |
| Thereafter | (1,169,904) |
| Total | \$ (1,892,949) |

H. Risk Management Programs

The School is exposed to various risks of loss related to torts; theft of, damage to and destruction of assets; errors and omissions; injuries to employees; and natural disasters. The Florida Virtual School is a member of the North East Florida Educational Consortium (NEFEC) under which several district school boards have established a combined limited self-insurance program for property protection, general liability, automobile liability, workers' compensation, and other coverage deemed necessary by the members of the Consortium. However, workers' compensation for employees who reside in states other than Florida is provided through fully insured plans that are not part of NEFEC. Arthur Gallagher Risk Management Services handles the School's multi-state worker's compensation policy for all states in which we have employees that allow such a policy. Section 1001.42(10)(k), Florida Statutes, provides the authority for the School to enter in such a risk management program. The Consortium is self-sustaining through member assessments (premiums), and purchases coverage through commercial companies for claims in excess of specified amounts. Reinsurance from commercial companies provided excess property coverage of up to \$50 million during the 2017-18 fiscal year. The Board of Directors of the Consortium is composed of superintendents of all participating districts and schools. The Putnam County District School Board serves as fiscal agent for the Consortium. The School has not reduced insurance coverage for the past two years. Settled claims have not exceeded insurance coverage for the past three years.

**THE FLORIDA VIRTUAL SCHOOL
NOTES TO FINANCIAL STATEMENTS
For the Fiscal Year Ended June 30, 2018**

The School provides group health, life and disability insurance to benefited employees. There are three different health plans offered. All are PPO (Preferred Organization) plans, with one plan offering a lower-premium higher-deductible option coupled with an employer-funded HRA contribution. Under these plans, the Board contributes to a portion of the premiums as part of the “fringe benefits” offered to employees. These plans offer four participant tiers to include employee-only, employee plus spouse, employee plus child(ren), and full family coverage. The three plans are administered by Blue Cross Blue Shield of Florida. The School reported an estimated unpaid claims liability of \$1,180,295.

I. Changes in Long-Term Liabilities

The following is a summary of changes in long-term liabilities:

| Description | Balance | | | Balance 6/30/2018 | Due in One Year |
|---|-----------------------|----------------------|----------------------|-----------------------|---------------------|
| | 7/1/2017 | Additions | Reductions | | |
| Comp Abs - Governmental Activities | \$ 12,123,758 | \$ 1,691,706 | \$ 760,345 | \$ 13,055,119 | \$ 1,389,755 |
| Comp Abs - Business-type Activities | 662,670 | 30,971 | 60,143 | 633,498 | 54,635 |
| Total Compensated Absences Payable | 12,786,428 | 1,722,677 | 820,488 | 13,688,617 | 1,444,390 |
| OPEB - Governmental Activities | 15,042,773 | 1,215,752 | 1,817,232 | 14,441,294 | - |
| OPEB - Business-type Activities | 626,782 | 50,656 | 75,718 | 601,720 | - |
| Total Other Post Employment Benefits (Note 1) | 15,669,555 | 1,266,409 | 1,892,950 | 15,043,014 | - |
| Pension - Governmental Activities | 84,333,609 | 54,901,404 | 41,343,950 | 97,891,063 | - |
| Pension - Business-type Activities | 4,680,819 | 2,296,131 | 1,722,665 | 5,254,285 | - |
| Total Net Pension Liability | 89,014,428 | 57,197,535 | 43,066,615 | 103,145,348 | - |
| Estimated Insurance Claims Payable | 1,182,740 | 1,180,295 | 1,182,740 | 1,180,295 | 1,180,295 |
| Total Governmental Activities - LT Liabilities | 112,682,880 | 58,989,157 | 45,104,267 | 126,567,771 | 2,570,050 |
| Total Business-Type Activities - LT Liabilities | 5,970,271 | 2,377,758 | 1,858,526 | 6,489,503 | 54,635 |
| Total Long-Term Liabilities | \$ 118,653,151 | \$ 61,366,916 | \$ 46,962,793 | \$ 133,057,274 | \$ 2,624,685 |

Note 1 - OPEB beginning balance adjusted for adoption of GASB Statement No. 75 as described in Note II.

For the governmental activities, compensated absences, pensions, and other postemployment benefits are generally liquidated with resources of the General Fund. Compensated absences, other postemployment benefits, and pensions for business-type activities are generally liquidated with the enterprise fund.

**THE FLORIDA VIRTUAL SCHOOL
NOTES TO FINANCIAL STATEMENTS
For the Fiscal Year Ended June 30, 2018**

J. Schedule of State Revenue Sources

The following is a schedule of the School's State revenue for the General Fund for 2017-2018 fiscal year:

| Source | 2017-2018 |
|-----------------------------------|-----------------------|
| Florida Education Finance Program | \$ 176,476,664 |
| Other State Sources: | |
| Reading Program | 1,483,415 |
| Miscellaneous State | 3,781,917 |
| Total Other State Sources | 5,265,332 |
| Total State Revenue | \$ 181,741,996 |

Accounting policies relating to certain State revenue sources are described in Note I.F.2.

K. Encumbrances

Appropriations in governmental funds are encumbered upon issuance of purchase orders for goods and services. Even though appropriations lapse at the end of the fiscal year, unfilled purchase orders of the current year are carried forward and the next year's appropriations are likewise encumbered.

L. Operating Leases

The School is obligated under a lease agreement for office facilities beginning October 1, 2013 and ending July 31, 2023. The annual lease payments increase approximately 3% beginning fiscal year 2018. The total amount of payments for fiscal year ending June 30, 2018 is \$1,201,942.

Annual remaining rent payments are shown in the table below:

| Fiscal Year Ending, June 30 | Payment |
|------------------------------------|---------------------|
| 2019 | \$ 1,211,691 |
| 2020 | 1,248,056 |
| 2021 | 1,285,524 |
| 2022 | 1,324,338 |
| 2023 | 111,178 |
| Total | \$ 5,180,787 |

**THE FLORIDA VIRTUAL SCHOOL
NOTES TO FINANCIAL STATEMENTS
For the Fiscal Year Ended June 30, 2018**

M. Interfund Receivables, Payables, and Transfers

The following is a summary of interfund transfers reported in the proprietary financial statements at June 30, 2017:

| <u>Funds</u> | <u>Interfund</u> | |
|---------------------------|----------------------|----------------------|
| | <u>Transfer In</u> | <u>Transfer Out</u> |
| General Fund | | \$ 2,000,000 |
| Internal Service Fund | \$ 12,575,172 | |
| Enterprise Fund | | |
| FLVS Global Services Fund | | 4,075,172 |
| FLVS Global School Fund | | 500,000 |
| Franchises Fund | | 6,000,000 |
| Total | <u>\$ 12,575,172</u> | <u>\$ 12,575,172</u> |

The interfund transfers represent a transfer of profit from the FLVS global and franchise enterprise funds to the governmental funds. Of the amount transferred to the governmental funds, \$12,575,172 was obligated for the development of student courses and for various technology upgrades.

IV. SUMMARY DISCLOSURE OF SIGNIFICANT CONTINGENCIES

From time to time, the School may be involved in litigation. Currently, the School is not aware of any pending or threatened legal actions that would have a material effect on the financial statements.

REQUIRED SUPPLEMENTARY INFORMATION

ANNUAL FINANCIAL REPORT 2018



FLORIDA VIRTUAL
SCHOOL

**The Florida Virtual School
Required Supplementary Information
Budgetary Comparison Schedule
General Fund
For the Fiscal Year Ended June 30, 2018**

| | General Fund | | | |
|--|----------------------|----------------------|----------------------|--------------------------------------|
| | Budgeted Amounts | | Actual Amounts | Variance Positive / (Negative) |
| | Original | Final | | |
| REVENUES | | | | |
| State Sources: | | | | |
| Florida Education Finance Program | \$ 170,805,123 | \$ 175,338,093 | \$ 176,476,664 | \$ 1,138,571 |
| Reading Program | 1,431,100 | 1,471,681 | 1,483,415 | 11,734 |
| School Recognition Program | - | - | - | - |
| Other State Sources | - | 3,764,800 | 3,781,917 | 17,117 |
| Total State Sources | <u>172,236,223</u> | <u>180,574,574</u> | <u>181,741,996</u> | <u>1,167,422</u> |
| Local Sources: | | | | |
| Other Local Sources | 14,046,745 | 13,549,425 | 13,706,778 | 157,353 |
| Total Local Sources | <u>14,046,745</u> | <u>13,549,425</u> | <u>13,706,778</u> | <u>157,353</u> |
| Total Revenues | <u>186,282,968</u> | <u>194,123,999</u> | <u>195,448,774</u> | <u>1,324,775</u> |
| EXPENDITURES | | | | |
| Current: | | | | |
| Instruction | 130,761,434 | 143,886,428 | 134,167,775 | 9,718,653 |
| Pupil Personnel Services | 6,724,465 | 6,931,469 | 6,323,275 | 608,194 |
| Instruction and Curriculum Development Services | 328,434 | 196,830 | 197,110 | (280) |
| Instructional Staff Training Services | 2,922,510 | 3,785,843 | 2,777,460 | 1,008,383 |
| Instruction Related Technology | 11,679,293 | 10,249,382 | 8,622,149 | 1,627,233 |
| School Board | 1,764,874 | 3,048,072 | 1,894,790 | 1,153,282 |
| General Administration | 1,455,603 | 1,485,138 | 1,392,909 | 92,229 |
| School Administration | 7,803,003 | 8,108,338 | 7,833,678 | 274,660 |
| Fiscal Services | 2,357,289 | 2,400,394 | 2,415,870 | (15,476) |
| Central Services | 12,798,179 | 13,200,655 | 10,750,462 | 2,450,193 |
| Operation of Plant | 2,115,341 | 2,232,571 | 2,169,811 | 62,760 |
| Administrative Technology Services | 7,161,006 | 10,241,051 | 7,904,050 | 2,337,001 |
| Community Services | 159,328 | 164,248 | 155,619 | 8,629 |
| Capital Outlay: | | | | |
| Other Capital Outlay | - | 1,525,322 | 1,525,322 | - |
| Total Expenditures | <u>188,030,759</u> | <u>207,455,741</u> | <u>188,130,280</u> | <u>19,325,461</u> |
| Excess (Deficiency) of Revenues Over Expenditures | <u>(1,747,791)</u> | <u>(13,331,742)</u> | <u>7,318,494</u> | <u>20,650,236</u> |
| OTHER FINANCIAL SOURCES (USES) | | | | |
| Transfers In | 3,000,000 | 3,000,000 | 3,000,000 | - |
| Transfers Out | (5,000,000) | (5,000,000) | (5,000,000) | - |
| Total Other Financial Sources (Uses) | <u>(2,000,000)</u> | <u>(2,000,000)</u> | <u>(2,000,000)</u> | <u>-</u> |
| Net Change in Fund Balance | <u>(3,747,791)</u> | <u>(15,331,742)</u> | <u>5,318,494</u> | <u>20,650,236</u> |
| Fund Balance, beginning | 44,315,175 | 50,416,885 | 50,416,885 | - |
| Fund Balance, ending | <u>\$ 40,567,384</u> | <u>\$ 35,085,143</u> | <u>\$ 55,735,379</u> | <u>\$ 20,650,236</u> |

**The Florida Virtual School
Required Supplementary Information
Schedule of Changes in the School's Total
Other Postemployment Benefits Liability and Related Ratios**

| | 2018 |
|---|----------------------|
| Total OPEB Liability | |
| Service cost | \$ 1,022,582 |
| Interest | 485,986 |
| Changes in benefit terms | - |
| Difference between expected and actual experience | (2,037,559) |
| Benefit payments | (97,550) |
| Net change in total OPEB liability | (626,541) |
| Total OPEB Liability - beginning as restated | 15,669,555 |
| Total OPEB Liability - ending | \$ 15,043,014 |
| Covered-employee payroll | \$ 109,364,998 |
| Total OPEB Liability as a percentage of covered-employee payroll | 13.75% |

Note: One year of data available for GASB 75 compliance which was adopted June 30, 2018.

**The Florida Virtual School
Required Supplementary Information
Schedule of Proportionate Share of Net Pension Liability
Florida Retirement System Pension Plan (1)**

| | <u>2017</u> | | <u>2016</u> | | <u>2015</u> | | <u>2014</u> |
|---|----------------|----|--------------|----|--------------|----|--------------|
| Florida Virtual School's proportion of the net pension liability (asset) | 0.220371423% | | 0.200875549% | | 0.201089408% | | 0.203303739% |
| Florida Virtual School's proportionate share of the net pension liability (asset) | \$ 65,184,388 | \$ | 50,721,234 | \$ | 25,973,394 | \$ | 12,404,518 |
| Florida Virtual School's covered-employee payroll | \$ 109,364,998 | \$ | 109,364,998 | \$ | 101,434,489 | \$ | 91,872,334 |
| Florida Virtual School's proportionate share of the net pension liability (asset) as a percentage of its covered-employee payroll | 59.60% | | 46.38% | | 25.61% | | 13.50% |
| Plan fiduciary net position as a percentage of the total pension liability | 83.89% | | 84.88% | | 92.00% | | 96.09% |

Note: (1) The amounts presented for each fiscal year were determined as of June 30.

**The Florida Virtual School
Required Supplementary Information
Schedule of Contributions
Florida Retirement System Pension Plan (1)**

| | 2018 | 2017 | 2016 | 2015 |
|--|----------------|----------------|----------------|----------------|
| Contractually required contribution | \$ 6,542,923 | \$ 5,736,811 | \$ 4,898,671 | \$ 4,902,731 |
| Contributions in relation to the contractually required contribution | \$ (6,542,923) | \$ (5,736,811) | \$ (4,898,671) | \$ (4,902,731) |
| Contribution deficiency (excess) | \$ - | \$ - | \$ - | \$ - |
| Florida Virtual School's covered-employee payroll | \$ 109,364,998 | \$ 109,364,998 | \$ 101,434,489 | \$ 91,872,334 |
| Contributions as a percentage of covered-employee payroll | 5.98% | 5.25% | 4.83% | 5.34% |

Note: (1) The amounts presented for each fiscal year were determined as of June 30.

**The Florida Virtual School
Required Supplementary Information
Schedule of Proportionate Share of Net Pension Liability
Health Insurance Subsidy Pension Plan (1)**

| | 2017 | | 2016 | | 2015 | | 2014 |
|---|----------------|----|--------------|----|--------------|----|--------------|
| Florida Virtual School's proportion of the net pension liability (asset) | 0.355025456% | | 0.328567617% | | 0.307188119% | | 0.313815997% |
| Florida Virtual School's proportionate share of the net pension liability (asset) | \$ 37,960,960 | \$ | 38,293,195 | \$ | 31,328,356 | \$ | 29,342,561 |
| Florida Virtual School's covered-employee payroll | \$ 109,364,998 | \$ | 109,364,998 | \$ | 101,434,489 | \$ | 91,872,334 |
| Florida Virtual School's proportionate share of the net pension liability (asset) as a percentage of its covered-employee payroll | 34.71% | | 35.01% | | 30.89% | | 31.94% |
| Plan fiduciary net position as a percentage of the total pension liability | 1.64% | | 0.97% | | 0.50% | | 0.99% |

Note: (1) The amounts presented for each fiscal year were determined as of June 30.

**The Florida Virtual School
Required Supplementary Information
Schedule of Contributions
Health Insurance Subsidy Pension Plan (1)**

| | 2018 | 2017 | 2016 | 2015 |
|--|----------------|----------------|----------------|----------------|
| Contractually required contribution | \$ 1,970,265 | \$ 1,878,897 | \$ 1,684,118 | \$ 1,174,264 |
| Contributions in relation to the contractually required contribution | \$ (1,970,265) | \$ (1,878,897) | \$ (1,684,118) | \$ (1,174,264) |
| Contribution deficiency (excess) | \$ - | \$ - | \$ - | \$ - |
| Florida Virtual School's covered-employee payroll | \$ 109,364,998 | \$ 109,364,998 | \$ 101,434,489 | \$ 91,872,334 |
| Contributions as a percentage of covered-employee payroll | 1.80% | 1.72% | 1.66% | 1.28% |

Note: (1) The amounts presented for each fiscal year were determined as of June 30.

THE FLORIDA VIRTUAL SCHOOL
Required Supplementary Information
Notes to Required Supplementary Information
Year Ended June 30, 2018

1. Budgetary Basis of Accounting

The Board follows procedures established by State statutes and State Board of Education rules in establishing budget balances for governmental funds, as described below:

- Budgets are prepared, public meetings are held, and original budgets are adopted annually for all governmental fund types in accordance with procedures and time intervals prescribed by law and State Board of Education rules.
- Appropriations are controlled at the object level (e.g., salaries, purchased services, and capital outlay) within each function (e.g., instruction, pupil personnel services, and school administration) and may be amended by resolution at any Board of Trustees meeting prior to the due date for the annual financial report.
- Budgets are prepared using the same modified accrual basis as is used to account for governmental funds.
- Budgetary information is integrated into the accounting system and, to facilitate budget control, budget balances are encumbered when purchase orders and other commitments are issued. Appropriations lapse at fiscal year end and encumbrances outstanding are honored from the subsequent year's appropriations.

2. Schedule of Changes in the School's Total Other Postemployment Benefits Plan Liability and Related Ratios

Method Changes:

- There was a change in the Government Accounting Standards that were used to develop the current actuarial report. The prior actuarial report was based on GASB Statement No. 45, while the current actuarial report is based on GASB Statement No. 75. This change is a result of the implementation of GASB Statement 75 by the School.

Changes in assumptions:

- The discount rate was changed from 2.92 percent as of June 30, 2017, to 3.56 percent as of June 30, 2018.
- The healthcare trend rates were revised as of June 30, 2017, based on Getzen Model's latest trend survey and based on national average information from a variety of sources, including S&P Healthcare Economic Index, NHCE data, plan renewal data, and vendor Rx reports, with adjustments based on the provisions of the benefits sponsored by the School.
- Data was collected from The Florida Virtual School as of January 1, 2017.

**THE FLORIDA VIRTUAL SCHOOL
Required Supplementary Information
Notes to Required Supplementary Information
Year Ended June 30, 2018**

3. Schedule of Net Pension Liability and Schedule of Contributions – FRS Pension Plan

Changes in Assumptions. As of June 30, 2017, the inflation rate assumption was 2.60 percent, the overall payroll growth rate assumption was 3.25 percent, and the long-term expected rate of return was 7.10 percent.

4. Schedule of Net Pension Liability and Schedule of Contributions – HIS Pension Plan.

Changes in Assumptions. The municipal bond rate used to determine total pension liability was increased from 2.85 percent to 3.58 percent.

OTHER REPORTS

ANNUAL FINANCIAL REPORT 2018



FLORIDA VIRTUAL
SCHOOL

THE FLORIDA VIRTUAL SCHOOL
SCHEDULE OF EXPENDITURES OF FEDERAL AWARDS
For the Fiscal Year Ended June 30, 2018

| Federal Pass-Through Entity | CFDA | Contract/ Grant | Contract | Amount | |
|---|---------|--------------------|---------------------|---------------------|-------------------|
| Federal Program | Number | Number | Period | Expenditures | Sub-Recipients |
| <u>Federal Awards</u> | | | | | |
| U.S. Department of Education | | | | | |
| Indirect: | | | | | |
| Passed through the State of Florida Department of Education | | | | | |
| Carl D. Perkins Career & Technical Education | 84.048A | 48C-1618A-8CV01 | 07/01/17 - 06/30/18 | \$ 24,099 | \$ - |
| Title I - Part A, Education of Disadvantaged Children & Youth | 84.010A | 48C-2127B-7CB01 | 07/01/17 - 06/30/18 | 1,151,611 | 525,167 |
| Title II - Teacher and Principal Training and Recruiting Fund | 84.367A | 48C-2247B-7CT01 | 07/01/17 - 06/30/18 | 87,837 | 14,777 |
| IDEA - Part B K-12 | 84.027A | 48C-2638B-8CB01 | 07/01/17 - 06/30/18 | 922,380 | 436,485 |
| IDEA - Part B Preschool Entitlement | 84.173A | 48C-2678B-8CP01 | 12/20/17 - 06/30/18 | 4,769 | 4,769 |
| Total Federal Awards | | | | <u>\$ 2,190,696</u> | <u>\$ 981,198</u> |

See Accompanying Notes to Schedule

THE FLORIDA VIRTUAL SCHOOL
Notes to the Schedule of Expenditures of Federal Awards
Year Ended June 30, 2018

NOTE 1. General

The accompanying Schedule of Expenditures of Federal Awards presents the activity of all federal awards of the Florida Virtual School. The School reporting entity is defined in Note 1 to the School's Basic Financial Statements for the year ended June 30, 2018. All federal awards passed through to other government agencies are included in the schedule.

NOTE 2. Basis of Accounting

The accompanying Schedule of Expenditures of Federal Awards is presented using the modified accrual basis of accounting, which is described in Note 1 to the School's Basic Financial Statements for the year ended June 30, 2018.

NOTE 3. De Minimis Cost Rate

The School did not elect to use the 10% de minimus cost rate as covered by 2 CFR Section 200.414.

THE FLORIDA VIRTUAL SCHOOL
SCHEDULE OF FINDINGS AND QUESTIONED COSTS
For the Year Ended June 30, 2018

Section I - Summary of Independent Auditor's Results

Financial Statements

Type of Auditor's Report Issued:

Unmodified Opinion

Internal control over financial reporting:

- Material weakness(es) identified? ___ Yes X No
- Significant deficiency(ies) identified? ___ Yes X None reported

Noncompliance material to financial statements noted? ___ Yes X No

Federal Awards

Internal control over major programs:

- Material weakness(es) identified? ___ Yes X No
- Significant deficiency(ies)? ___ Yes X None reported

Type of report issued on compliance for major federal program:

Unmodified Opinion

Any audit findings disclosed that are required to be reported in accordance with Section 200.516 of the Uniform Guidance? ___ Yes X No

Identification of Major Program:

CFDA Number

84.010A

Name of Federal Program or Cluster

Title I – Part A

Dollar threshold used to distinguish between Type A and Type B programs:

\$750,000

Auditee qualified as low-risk auditee? X Yes ___ No

THE FLORIDA VIRTUAL SCHOOL

SCHEDULE OF FINDINGS AND QUESTIONED COSTS *(Continued)*

For the Year Ended June 30, 2018

Section II - Findings Related to the Financial Statement Audit, as required to be reported in accordance with *Government Auditing Standards*.

No matters are reported.

Section III - Federal Award Findings and Questioned Costs Section reported in accordance with the Uniform Guidance.

No matters are reported.



Certified Public Accountants

INDEPENDENT AUDITOR’S REPORT ON INTERNAL CONTROL OVER FINANCIAL REPORTING AND ON COMPLIANCE AND OTHER MATTERS BASED ON AN AUDIT OF FINANCIAL STATEMENTS PERFORMED IN ACCORDANCE WITH GOVERNMENT AUDITING STANDARDS

Chairman and Members of
The Florida Virtual School
Orlando, Florida

We have audited, in accordance with the auditing standards generally accepted in the United States of America and the standards applicable to financial audits contained in *Government Auditing Standards* issued by the Comptroller General of the United States, the financial statements of the governmental activities, the business-type activities, each major fund, and the aggregate remaining fund information of The Florida Virtual School (the “School”) as of and for the year ended June 30, 2018, and the related notes to the financial statements, which collectively comprise the School’s basic financial statements and have issued our report thereon dated January 22, 2019.

Internal Control over Financial Reporting

In planning and performing our audit of the financial statements, we considered the School’s internal control over financial reporting (internal control) to determine the audit procedures that are appropriate in the circumstances for the purpose of expressing our opinions on the financial statements, but not for the purpose of expressing an opinion on the effectiveness of the School’s internal control. Accordingly, we do not express an opinion on the effectiveness of the School’s internal control.

A deficiency in internal control exists when the design or operation of a control does not allow management or employees, in the normal course of performing their assigned functions, to prevent or detect and correct misstatements on a timely basis. *A material weakness* is a deficiency, or combination of deficiencies, in internal control, such that there is a reasonable possibility that a material misstatement of the entity’s financial statements will not be prevented, or detected and corrected, on a timely basis. *A significant deficiency* is a deficiency, or a combination of deficiencies, in internal control that is less severe than a material weakness, yet important enough to merit attention by those charged with governance.

Our consideration of internal control over financial reporting was for the limited purpose described in the first paragraph of this section and was not designed to identify all deficiencies in internal control that might be material weaknesses or significant deficiencies. Given these limitations, during our audit we did not identify any deficiencies in internal control that we consider to be material weaknesses. However, material weaknesses may exist that have not been identified.

Chairman and Members of
The Florida Virtual School

Compliance and Other Matters

As part of obtaining reasonable assurance about whether the School's financial statements are free of material misstatement, we performed tests of its compliance with certain provisions of laws, regulations, contracts, and grant agreements, noncompliance with which could have a direct and material effect on the determination of financial statement amounts. However, providing an opinion on compliance with those provisions was not an objective of our audit and, accordingly, we do not express such an opinion. The results of our tests disclosed no instances of noncompliance or other matters that are required to be reported under *Government Auditing Standards*.

Pursuant to provisions of Chapter 10.800, *Rules of the Auditor General*, we reported certain matters to management of the School in a separate management letter and Independent Accountant's Report dated January 22, 2019.

Purpose of this Report

The purpose of this report is solely to describe the scope of our testing of internal control and compliance and the results of that testing, and not to provide an opinion on the effectiveness of the entity's internal control or on compliance. This report is an integral part of an audit performed in accordance with *Government Auditing Standards* in considering the entity's internal control and compliance. Accordingly, this communication is not suitable for any other purpose.



MOORE STEPHENS LOVELACE, P.A.
Certified Public Accountants

Orlando, Florida
January 22, 2019



Certified Public Accountants

**INDEPENDENT AUDITOR'S REPORT ON COMPLIANCE FOR
EACH MAJOR FEDERAL PROGRAM AND ON INTERNAL CONTROL
OVER COMPLIANCE AND REPORT ON THE SCHEDULE OF EXPENDITURES
OF FEDERAL AWARDS REQUIRED BY THE UNIFORM GUIDANCE**

Chairman and Members of
The Florida Virtual School
Orlando, Florida

Report on Compliance for Each Major Federal Program

We have audited the compliance of The Florida Virtual School (the "School") with the types of compliance requirements described in the U.S. Office of Management and Budget *OMB Compliance Supplement* that could have a direct and material effect on the School's major federal program for the fiscal year ended June 30, 2018. The School's major federal program is identified in the summary of auditor's results section of the accompanying Schedule of Findings and Questioned Costs.

Management's Responsibility

Management is responsible for compliance with the requirements of laws, regulations, contracts, and grants applicable to its federal program.

Auditor's Responsibility

Our responsibility is to express an opinion on compliance for the School's major federal program based on our audit of the types of compliance requirements referred to above. We conducted our audit of compliance in accordance with auditing standards generally accepted in the United States of America; the standards applicable to financial audits contained in *Government Auditing Standards* issued by the Comptroller General of the United States; and the audit requirements of Title 2 U.S. *Code of Federal Regulations*, Part 200, *Uniform Administrative Requirements, Cost Principles, and Audit Requirements for Federal Awards* ("Uniform Guidance"). Those standards and the Uniform Guidance require that we plan and perform the audit to obtain reasonable assurance about whether noncompliance with the types of compliance requirements referred to above that could have a direct and material effect on a major federal program occurred. An audit includes examining, on a test basis, evidence about the School's compliance with those requirements and performing such other procedures as we considered necessary in the circumstances.

We believe that our audit provides a reasonable basis for our opinion on compliance for its major federal program. However, our audit does not provide a legal determination of the School's compliance.

Opinion on Each Major Federal Program

In our opinion, the School complied, in all material respects, with the types of compliance requirements referred to above that could have a direct and material effect on its major federal program for the fiscal year ended June 30, 2018.

Report on Internal Control over Compliance

Management of the School is responsible for establishing and maintaining effective internal control over compliance with the types of compliance requirements referred to in the first paragraph. In planning and performing our audit of compliance, we considered the School's internal control over compliance with the types of requirements that could have a direct and material effect on the major federal program to determine the auditing procedures that are appropriate in the circumstances for the purpose of expressing an opinion on compliance for the major federal program and to test and report on internal control over compliance in accordance with the Uniform Guidance, but not for the purpose of expressing an opinion on the effectiveness of internal control over compliance. Accordingly, we do not express an opinion on the effectiveness of the School's internal control over compliance.

A deficiency in internal control over compliance exists when the design or operation of a control over compliance does not allow management or employees, in the normal course of performing their assigned functions, to prevent, or detect and correct, noncompliance with a type of compliance requirement of a federal program on a timely basis. *A material weakness in internal control over compliance* is a deficiency, or combination of deficiencies, in internal control over compliance, such that there is a reasonable possibility that material noncompliance with a type of compliance requirement of a federal program will not be prevented, or detected and corrected, on a timely basis. *A significant deficiency in internal control over compliance* is a deficiency, or a combination of deficiencies, in internal control over compliance with a type of compliance requirement of a federal program that is less severe than a material weakness in internal control over compliance, yet important enough to merit attention by those charged with governance.

Our consideration of internal control over compliance was for the limited purpose described in the first paragraph of this section and was not designed to identify all deficiencies in internal control over compliance that might be material weaknesses or significant deficiencies. We did not identify any deficiencies in internal control over compliance that we consider to be material weaknesses. However, material weaknesses may exist that have not been identified.

The purpose of this report on internal control over compliance is solely to describe the scope of our testing of internal control over compliance and the results of that testing based on the requirements of the Uniform Guidance. Accordingly, this report is not suitable for any other purpose.

Report on Schedule of Expenditures of Federal Awards Required by the Uniform Guidance

We have audited the basic financial statements of the governmental activities, the business-type activities, each major fund, and the aggregate remaining fund information of the School as of and for the year ended June 30, 2018, and the related notes to the financial statements, which collectively comprise the School's basic financial statements. We issued our report thereon dated January 22, 2019, which contained unmodified opinions on those financial statements. Our audit was conducted for the purpose of forming opinions on the financial statements that collectively comprise the basic financial statements. The accompanying Schedule of Expenditures of Federal Awards is presented for purposes of additional analysis, as required by the Uniform Guidance, and is not a required part of the basic financial statements. Such information is the responsibility of management and was derived from, and relates directly to, the underlying accounting and other records used to prepare the financial statements.

Chairman and Members of
The Florida Virtual School

Report on Schedule of Expenditures of Federal Awards Required by the Uniform Guidance (Cont.)

The information has been subjected to the auditing procedures applied in the audit of the basic financial statements and certain additional procedures, including comparing and reconciling such information directly to the underlying accounting and other records used to prepare the financial statements or to the financial statements themselves, and other additional procedures in accordance with auditing standards generally accepted in the United States of America. In our opinion, the Schedule of Expenditures of Federal Awards is fairly stated, in all material respects, in relation to the basic financial statements taken as a whole.



MOORE STEPHENS LOVELACE, P.A.

Certified Public Accountants

Orlando, Florida

January 22, 2019



Certified Public Accountants

INDEPENDENT AUDITOR'S MANAGEMENT LETTER

Chairman and Members of
The Florida Virtual School
Orlando, Florida

Report on Financial Statements

We have audited the financial statements of The Florida Virtual School (the "School") as of and for the year ended June 30, 2018, and have issued our report thereon dated January 22, 2019.

Auditor's Responsibility

We conducted our audit in accordance with auditing standards generally accepted in the United States of America and the standards applicable to financial audits contained in *Government Auditing Standards* issued by the Comptroller General of the United States; the audit requirements of Title 2 U.S. *Code of Federal Regulations*, Part 200, *Uniform Administrative Requirements, Cost Principles, and Audit Requirements for Federal Awards* ("Uniform Guidance"); and Chapter 10.850, *Rules of the Auditor General*.

Other Reporting Requirements

We have issued our Independent Auditor's Report on Internal Control over Financial Reporting and on Compliance and Other Matters Based on an Audit of Financial Statements Performed in Accordance with *Government Auditing Standards*, Independent Auditor's Report on Compliance for Each Major Federal Program and on Internal Control over Compliance and Report on the Schedule of Expenditures of Federal Awards Required by the Uniform Guidance, and Schedule of Findings and Questioned Costs, and our Independent Accountant's Report in accordance with Chapter 10.800, *Rules of the Auditor General*. Disclosures in those reports and schedule, which are dated January 22, 2019, should be considered in conjunction with this management letter.

Prior Audit Findings

Section 10.854(1)(e)1., *Rules of the Auditor General*, requires that we determine whether or not corrective actions have been taken to address findings and recommendations made in the preceding annual financial report. In conjunction with our audit, we determined that no findings were reported in the preceding annual financial report.

Official Title

Section 10.854(1)(e)5., *Rules of the Auditor General*, requires the name or official title of the entity be disclosed in the management letter. The official title of the entity is The Florida Virtual School.

Chairman and Members of
The Florida Virtual School

Financial Condition and Management

Sections 10.854(1)(e)2. and 10.855(11), *Rules of the Auditor General*, require us to apply appropriate procedures and communicate whether or not the School has met one or more of the conditions described in Section 218.503(1), Florida Statutes, and to identify the specific condition(s) met. In connection with our audit, we determined that the School did not meet any of the conditions described in Section 218.503(1), Florida Statutes.

Pursuant to Sections 10.854(1)(e)6a. and 10.855(12), *Rules of the Auditor General*, we applied financial condition assessment procedures for the School. It is management's responsibility to monitor the School's financial condition, and our financial condition assessment was based, in part, on representations made by management and the review of financial information provided by the same.

Section 10.854(1)(e)3., *Rules of the Auditor General*, requires that we address in the management letter any recommendations to improve financial management. In connection with our audit, we did not have any such recommendations.

Transparency

Sections 10.854(1)(e)7. and 10.855(13), *Rules of the Auditor General*, require us to apply appropriate procedures and communicate the results of our determination as to whether the School maintains on its website the information specified in Section 1002.33(9)(p), Florida Statutes. In connection with our audit, we determined that the School maintained on its website the information specified in Section 1002.33(9)(p), Florida Statutes.

Additional Matters

Section 10.854(1)(e)4., *Rules of the Auditor General*, requires us to communicate noncompliance with provisions of contracts or grant agreements, or abuse, that have occurred, or are likely to have occurred, that have an effect on the financial statements that is less than material but which warrants the attention of those charged with governance. In connection with our audit, we did not have any such findings.

Purpose of this Letter

Our management letter is intended solely for the information and use of the Legislative Auditing Committee, members of the Florida Senate and the Florida House of Representatives, the Florida Auditor General, federal and other granting agencies, the Board of Trustees, and applicable management and is not intended to be, and should not be, used by anyone other than these specified parties.



MOORE STEPHENS LOVELACE, P.A.

Certified Public Accountants

Orlando, Florida
January 22, 2019



Certified Public Accountants

INDEPENDENT ACCOUNTANT'S REPORT

Chairman and Members of
The Florida Virtual School
Orlando, Florida

We have examined The Florida Virtual School's (the "School") compliance with the requirements of Section 218.415, Florida Statutes, during the fiscal year ended June 30, 2018. Management is responsible for the School's compliance with those requirements. Our responsibility is to express an opinion on the School's compliance based on our examination.

Our examination was conducted in accordance with attestation standards established by the American Institute of Certified Public Accountants. Those standards require that we plan and perform the examination to obtain reasonable assurance about whether the School complied with those requirements. An examination involves performing procedures to obtain evidence about the School's compliance with those requirements. The nature, timing, and extent of the procedures selected depend on our judgment, including an assessment of the risks of noncompliance, whether due to fraud or error. We believe that the evidence we obtained is sufficient and appropriate to provide a reasonable basis for our opinion. Our examination does not provide a legal determination on the School's compliance with specified requirements.

In our opinion, the School complied, in all material respects, with the aforementioned requirements for the fiscal year ended June 30, 2018.

Moore Stephens Lovelace, P.A.

MOORE STEPHENS LOVELACE, P.A.
Certified Public Accountants

Orlando, Florida
January 22, 2019