

**CITY OF TRENTON, FLORIDA**  
**ANNUAL FINANCIAL REPORT**  
**For the Fiscal Year Ended September 30, 2017**

**CITY OF TRENTON, FLORIDA**

**ANNUAL FINANCIAL REPORT**

For the Fiscal Year Ended September 30, 2017

**TABLE OF CONTENTS**

	<b>PAGE NO.</b>
<b>INTRODUCTORY SECTION</b>	
List of Principal Officials	5
<b>FINANCIAL SECTION</b>	
Independent Auditor's Report	7 - 8
Management's Discussion and Analysis	9 - 13
<b>Basic Financial Statements</b>	
Statement of Net Position	15
Statement of Activities	16
Governmental Funds	
Balance Sheet	17
Statement of Revenues, Expenditures and Changes in Fund Balances	18
Reconciliation of the Statement of Revenues, Expenditures, and Changes in Fund Balances of Governmental Funds to the Statement of Activities	19
Proprietary Fund	
Statement of Net Position	20
Statement of Revenues, Expenses and Changes in Net Position	21 - 22
Statement of Cash Flows	23
Notes to Financial Statements	24 - 46
<b>Required Supplementary Information</b>	
General Fund	
Statement of Revenues, Expenditures and Changes in Fund Balance - Budget and Actual	48 - 51
Community Redevelopment Fund	
Statement of Revenues, Expenditures and Changes in Fund Balance - Budget and Actual	52
Community Development Block Grant Fund	
Statement of Revenues, Expenditures and Changes in Fund Balance - Budget and Actual	53

**CITY OF TRENTON, FLORIDA**  
**ANNUAL FINANCIAL REPORT**  
For the Fiscal Year Ended September 30, 2017

**TABLE OF CONTENTS**

	<b>PAGE NO.</b>
Notes to Required Supplementary Information	54
Schedule of Proportionate Share of Net Pension Liability - Florida Retirement System and Health Insurance Subsidy Program	55
Schedule of Contributions - Florida Retirement System and Health Insurance Subsidy Program	56
Notes to Requires Supplemental Information - Florida Retirement System and Health Insurance Subsidy Program	57 - 58
<b>COMPLIANCE SECTION</b>	
Schedule of Expenditures of Federal Awards	60
Notes to Schedule of Expenditures of Federal Awards	61
Independent Auditor's Report on Internal Control over Financial Reporting and on Compliance and Other Matters Based on an Audit of Financial Statements Performed in Accordance with <i>Government Auditing Standards</i>	62 - 63
Management Letter	64 - 65
Independent Auditor's Report	66
Communication with Those Charged with Governance	67 - 68

## **INTRODUCTORY SECTION**

**CITY OF TRENTON, FLORIDA**  
**LIST OF PRINCIPAL OFFICIALS**  
**September 30, 2017**

**MAYOR**

**Wesley Lee Dean**

**CITY COMMISSION**

**Marcia Hellams**

**Randy Rutter**

**Kayla Davis**

**Cloud Haley**

**CITY CLERK/MANAGER**

**Lyle Wilkerson**

**CITY ATTORNEY**

**David M. Lang, Jr.**

## **FINANCIAL SECTION**

## **INDEPENDENT AUDITOR'S REPORT**

To the Mayor and the City Commission  
City of Trenton, Florida

### **Report on the Financial Statements**

We have audited the accompanying financial statements of the governmental activities, the business-type activities, the major funds and the aggregate remaining fund information of the City of Trenton, Florida as of and for the fiscal year ended September 30, 2017, which collectively comprise the City's basic financial statements as listed in the table of contents.

### **Management's Responsibility for the Financial Statements**

Management is responsible for the preparation and fair presentation of these financial statements in accordance with accounting principles generally accepted in the United States of America; this includes the design, implementation, and maintenance of internal control relevant to the preparation and fair presentation of financial statements that are free from material misstatement, whether due to fraud or error.

### **Auditor's Responsibility**

Our responsibility is to express an opinion on these financial statements based on our audit. We conducted our audit in accordance with auditing standards generally accepted in the United States of America and the standards applicable to financial audits contained in *Governmental Auditing Standards*, issued by the Comptroller General of the United States. The standards require that we plan and perform the audit to obtain reasonable assurance about whether the financial statements are free from material misstatements.

An audit involves performing procedures to obtain audit evidence about the amounts and disclosures in the financial statements. The procedures selected depend on the auditor's judgment, including the assessment of the risks of material misstatement of the financial statements, whether due to fraud or error. In making those risk assessments, the auditor considers internal control relevant to the entity's preparation and fair presentation of the financial statements in order to design audit procedures that are appropriate in the circumstances, but not for the purpose of expressing an opinion on the effectiveness of the entity's internal control. Accordingly, we express no such opinion. An audit also includes evaluating the appropriateness of accounting policies used and the reasonableness or significant accounting estimates made by management, as well as evaluating the overall presentation of the financial statements.

We believe that the audit evidence we have obtained is sufficient and appropriate to provide a basis for our audit opinion.

## **Opinion**

In our opinion, the financial statements referred to above present fairly, in all material respects, the respective financial position of the governmental activities, the business-type activities, the major funds and the aggregate remaining fund information of the City of Trenton, Florida, as of September 30, 2017, and the respective changes in financial position and where applicable, cash flows thereof for the fiscal year ended in accordance with accounting principles generally accepted in the United States of America.


## **Other Matters**

### ***Required Supplementary Information***

Accounting principles generally accepted in the United States of America require that the management's discussion and analysis, budgetary comparison information and pension schedules be presented to supplement the basic financial statements. Such information, although not a part of the basic financial statements, is required by the Governmental Accounting Standards Board, who considers it to be an essential part of financial reporting for placing the basic financial statements in an appropriate operational, economic, or historical context. We have applied certain limited procedures to the required supplementary information in accordance with auditing standards generally accepted in the United States of America, which consisted of inquiries of management about the methods of preparing the information and comparing the information for consistency with management's responses to our inquiries, the basic financial statements, and other knowledge we obtained during our audit of the basic financial statements. We do not express an opinion or provide any assurance on the information because the limited procedures do not provide us with sufficient evidence to express an opinion or provide any assurance.

### ***Other Reporting Required by Government Auditing Standards***

In accordance with *Government Auditing Standards*, we have also issued our report dated June 25, 2018, on our consideration of the City of Trenton, Florida's internal control over financial reporting and on our test of its compliance with certain provisions of laws, regulations, contracts, and grant agreements and other matters. The purpose of that report is to describe the scope of our testing of internal control over financial reporting and compliance and the results of that testing, and not to provide an opinion on internal control over financial reporting or on compliance. That report is an integral part of an audit performed in accordance with *Government Auditing Standards* in considering the City of Trenton, Florida's internal control over financial reporting and compliance.



**POWELL & JONES**

Certified Public Accountants

June 25, 2018



## **CITY OF TRENTON, FLORIDA**

### **Management's Discussion and Analysis**

This discussion and analysis is intended to be an easily readable analysis of the City of Trenton's (City) financial activities based on currently known facts, decisions or conditions. This analysis focuses on current year activities and should be read in conjunction with the financial statements that follow.

#### **Report Layout**

The City has implemented Governmental Accounting Standards Board (GASB) Statement 34, Basic Financial Statements - and Management's Discussion and Analysis - for State and Local Governments. This statement requires governmental entities to report finances in accordance with specific guidelines. Among those guidelines are the components of this section dealing with management's discussion and analysis. Besides this Management's Discussion and Analysis (MD&A), the report consists of government-wide statements, fund financial statements, notes to the financial statements, and supplementary information. The first several statements are highly condensed and present a government-wide view of the City's finances. Within this view, all City operations are categorized as applicable, and reported as either governmental or business-type activities. Governmental activities include basic services such as police and fire control, public works, parks and recreation, community development and general governmental administration. The City's water, sewer, and solid waste management services are reported as business-type activities. These government-wide statements are designed to be more corporate-like in that all activities are consolidated into a total for the City.

#### ***Basic Financial Statements***

- The Statement of Net Position focuses on resources available for future operations. In simple terms, this statement presents a snap-shot view of the assets the City owns, the liabilities it owes and the net difference. The net difference is further separated into amounts restricted for specific purposes and unrestricted amounts. Governmental activities reflect capital assets including infrastructure and long-term liabilities. Business-type activities have long reported capital assets and long-term liabilities. Also, for the first time, governmental activities are reported on the accrual basis of accounting.
- The Statement of Activities focuses gross and net costs of the City's programs and the extent to which such programs rely upon general tax and other revenues. This statement summarizes and simplifies the user's analysis to determine the extent to which programs are self-supporting and/or subsidized by general revenues.
- Fund financial statements focus separately on governmental and proprietary funds. Governmental fund statements follow the more traditional presentation of financial statements. The City has two major governmental funds which are presented in separate columns. Statements for the City's proprietary fund follow the governmental funds and include net position, revenue, expenses and changes in net position, and cash flows.
- The notes to the financial statements provide additional disclosures required by governmental accounting standards and provide information to assist the reader in understanding the City's financial condition.

The MD&A is intended to serve as an introduction to the City's basic financial statements and to explain the significant changes in financial position and differences in operation between the current and prior years.

## City as a Whole

### Government-wide Financial Statements

A condensed version of the Statement of Net Position at September 30, 2017 and 2016, follows:

#### Net Position at September 30, 2017 and 2016

	Governmental Activities	Business-type Activities	Total Government	
			2017	2016
<b>Assets</b>				
Cash and cash equivalents	\$1,299,172	\$ 773,967	\$2,073,139	\$1,659,425
Other assets	32,574	98,883	131,457	172,007
Capital assets	1,509,369	1,845,104	3,354,473	3,030,872
Total assets	<u>2,841,115</u>	<u>2,717,954</u>	<u>5,559,069</u>	<u>4,862,304</u>
Deferred outflows	<u>294,477</u>	<u>88,998</u>	<u>383,475</u>	<u>463,273</u>
<b>Liabilities</b>				
Current liabilities	44,338	154,118	198,456	216,066
Long-term liabilities	679,562	501,982	1,181,544	1,168,228
Total liabilities	<u>723,900</u>	<u>656,100</u>	<u>1,380,000</u>	<u>1,384,294</u>
Deferred inflows	<u>57,741</u>	<u>18,544</u>	<u>76,285</u>	<u>176,141</u>
<b>Net Position</b>				
Net investment in capital assets	1,509,369	1,510,761	3,020,130	2,620,468
Restricted	484,722	-	484,722	476,709
Unrestricted	359,860	621,547	981,407	667,965
Total net position	<u>\$2,353,951</u>	<u>\$2,132,308</u>	<u>\$4,486,259</u>	<u>\$3,765,142</u>

67% of the City's net position reflects its investment in capital assets (land, buildings, infrastructure, and equipment), less any related outstanding debt used to acquire those assets. The City uses these capital assets to provide services to citizens; consequently, these assets are not available for future spending. Although the City's investment in its capital assets is reported net of related debt, it should be noted that the resources needed to repay this debt must be provided from other sources, since the capital assets themselves cannot be used to liquidate these liabilities.

Restricted assets of \$484,722 consist primarily of earmarked funds in the community redevelopment program. The balance of unrestricted net position is \$981,407.

The City's net position increased by \$971,318 or 28% over the year.

The following schedule provides a summary of the changes in net position. The increase in Business-type Activities net position is due primarily to revenues exceeding expenses. The increase

during the year through Governmental Activities net position is primarily due to revenues exceeding expenses.

A condensed version of the Statement of Activities follows:

**Change in Net Position**  
For the Fiscal Year Ended September 30, 2017 and 2016

	Governmental Activities	Business-type Activities	Total Government	
			2017	2016
<b>Revenues</b>				
Program revenues				
Charges for services	\$ 197,910	\$ 1,231,821	\$ 1,429,731	\$ 1,443,039
Grants and contributions	540,324	-	540,324	51,223
General revenues				
Taxes	557,140	-	557,140	573,190
Franchise fees	93,139	-	93,139	123,005
Licenses and permits	11,821	-	11,821	9,661
State shared revenues	125,484	-	125,484	121,019
Interest and other	111,811	2,155	113,966	104,965
Total revenues	<u>1,637,629</u>	<u>1,233,976</u>	<u>2,871,605</u>	<u>2,426,102</u>
<b>Expenses</b>				
General government	432,772	-	432,772	228,737
Public safety	296,793	-	296,793	505,930
Transportation	208,608	-	208,608	296,636
Economic environment	6,397	-	6,397	8,235
Human services	-	-	-	368
Culture/recreation	65,151	-	65,151	45,194
Interest on long-term debt	1,472	6,224	7,696	12,985
Water, sewer, and garbage services	-	1,133,071	1,133,071	1,077,816
Total expenses	<u>1,011,193</u>	<u>1,139,295</u>	<u>2,150,488</u>	<u>2,175,901</u>
Transfers	(485,024)	485,024	-	-
Change in net position	141,412	579,705	721,117	250,201
Beginning net position	2,212,539	1,552,603	3,765,142	3,514,941
Ending net position	<u>\$ 2,353,951</u>	<u>\$ 2,132,308</u>	<u>\$ 4,486,259</u>	<u>\$ 3,765,142</u>

Governmental activities:

Taxes provided 34% of the revenues for Governmental Activities, while grants and contributions provided 33%. Most of the Governmental Activities resources were spent for General Government (43%), Transportation (21%), and Public Safety (29%).

### Business-type activities:

Business-type activities increased the City's net position by \$579,705. Key elements of this increase are as follows:

There was an increase in resources used to provide services.

### Budgetary Highlights

At the end of the year there was one individual department with a budget shortfall primarily due to increased operating costs that was not adequately estimated in the adopted budget. However, in total, the General Fund's expenditures were \$164,441 less than was budgeted. Its revenues were more than the budgeted amounts by \$(44,631).

### Capital Assets and Debt Administration

#### Capital Assets

At September 30, 2017, the City had \$3.3 million invested in capital assets, including police and fire equipment, park and recreation facilities, buildings, roads, bridges and water and sewer facilities. This amount represents a net increase (additions, deductions, and depreciation) of \$323,601 or 9.6% less than last year.

#### Capital Assets at September 30, 2017 and 2016

	Governmental Activities		Business-type Activities		Totals	
	2017	2016	2017	2016	2017	2016
Land	\$ 9,574	\$ 9,574	\$ 123,840	\$ 123,840	\$ 133,414	\$ 133,414
Buildings and improvements	888,551	888,551	4,001,760	3,697,966	4,890,311	4,586,517
Construction in progress	-	5,476	-	-	-	5,476
Infrastructure	1,578,938	1,573,462	-	-	1,578,938	1,573,462
Equipment	1,073,386	951,359	833,941	642,017	1,907,327	1,593,376
Subtotal	3,550,449	3,428,422	4,959,541	4,463,823	8,509,990	7,892,245
Accumulated depreciation	(2,041,080)	(1,875,343)	(3,114,437)	(2,986,030)	(5,155,517)	(4,861,373)
Capital assets, net	<u>\$ 1,509,369</u>	<u>\$ 1,553,079</u>	<u>\$ 1,845,104</u>	<u>\$ 1,477,793</u>	<u>\$ 3,354,473</u>	<u>\$ 3,030,872</u>

#### Debt Outstanding

At year-end, the City had \$334,343 in debt outstanding versus \$410,404 the prior year, a decrease of \$76,061.

#### Debt Outstanding at September 30, 2017 and 2016

	Governmental Activities		Business-type Activities		Totals	
	2017	2016	2017	2016	2017	2016
State revolving fund loan	\$ -	\$ -	\$ 334,343	\$ 372,971	\$ 334,343	\$ 372,971
Notes payable	-	37,433	-	-	-	37,433
Total	<u>\$ -</u>	<u>\$ 37,433</u>	<u>\$ 334,343</u>	<u>\$ 372,971</u>	<u>\$ 334,343</u>	<u>\$ 410,404</u>

More detailed information on the City long-term liabilities is presented in the notes to the financial statements.

#### **OTHER FINANCIAL INFORMATION**

##### **Economic Factors and Rates**

- The current unemployment rate for the County is 3.8%, which is approximately the same as the City. This is lower than the prior year.
- The estimated population for the City in 2017 was 2,093 and is estimated to be approximately the same in 2018.
- The City levied ad valorem taxes during 2017 at 2.0 mills.

##### **Financial Contact**

The City's financial statements are designed to present users (citizens, taxpayers, customers, investors, and creditors) with a general overview of the City's finances and to demonstrate the City's accountability. If you have questions about the report or need additional financial information, please contact the City Manager at 114 N. Main Street, Trenton, Florida 32693.

## **BASIC FINANCIAL STATEMENTS**

**CITY OF TRENTON, FLORIDA**  
**STATEMENT OF NET POSITION**  
**September 30, 2017**

	Governmental Activities	Business-type Activities	Total
<b>ASSETS</b>			
Current assets			
Cash and cash equivalents	1,299,172	773,967	2,073,139
Accounts receivable - net	32,574	93,248	125,822
Internal balances	(5,635)	5,635	-
Total current assets	<u>1,326,111</u>	<u>872,850</u>	<u>2,198,961</u>
Capital assets - net	1,509,369	1,845,104	3,354,473
Total assets	<u>2,835,480</u>	<u>2,717,954</u>	<u>5,553,434</u>
<b>DEFERRED OUTFLOWS</b>	<u>294,477</u>	<u>88,998</u>	<u>383,475</u>
<b>LIABILITIES AND NET POSITION</b>			
<b>LIABILITIES</b>			
Current liabilities			
Accounts payable	11,245	-	11,245
Accrued liabilities	26,496	3,943	30,439
Accrued interest payable	-	853	853
Deposits	-	109,087	109,087
Current portion loans payable	-	39,303	39,303
Accrued compensated absences	962	932	1,894
Total current liabilities	<u>38,703</u>	<u>154,118</u>	<u>192,821</u>
Noncurrent liabilities			
Other liabilities			
Noncurrent portion loans payable	-	295,040	295,040
Accrued compensated absences	8,662	7,605	16,267
Net pension liability	670,900	199,337	870,237
Total noncurrent liabilities	<u>679,562</u>	<u>501,982</u>	<u>1,181,544</u>
Total liabilities	<u>718,265</u>	<u>656,100</u>	<u>1,374,365</u>
<b>DEFERRED INFLOWS</b>	<u>57,741</u>	<u>18,544</u>	<u>76,285</u>
<b>NET POSITION</b>			
Net investment in capital assets	1,509,369	1,510,761	3,020,130
Restricted	484,722	-	484,722
Unrestricted	359,860	621,547	981,407
Total net position	<u>2,353,951</u>	<u>2,132,308</u>	<u>4,486,259</u>

# CITY OF TRENTON, FLORIDA

## STATEMENT OF ACTIVITIES

For the Fiscal Year Ended September 30, 2017

Functions/Programs	Program Revenues				Net (Expense) Revenues and Changes in Net Position		
	Expenses	Charges for Services	Operating Grants and Contributions	Capital Grants and Contributions	Governmental Activities	Business - type Activities	Total
Governmental activities							
General government	\$ 432,772	\$ 160,436	\$ -	\$ -	\$ (272,336)	\$ -	\$ (272,336)
Public safety	296,793	31,974	60,776	-	(204,043)	-	(204,043)
Physical environment	-	-	-	479,548	479,548	-	479,548
Transportation	208,608	5,500	-	-	(203,108)	-	(203,108)
Economic environment	6,397	-	-	-	(6,397)	-	(6,397)
Human services	-	-	-	-	-	-	-
Culture/recreation	65,151	-	-	-	(65,151)	-	(65,151)
Interest on long-term debt	1,472	-	-	-	(1,472)	-	(1,472)
Total governmental activities	1,011,193	197,910	60,776	479,548	(272,959)	-	(272,959)
Business-type activities							
Water services	1,133,071	417,766	-	-	-	(715,305)	(715,305)
Garbage and solid waste services	-	416,940	-	-	-	416,940	416,940
Sewer services	-	390,305	-	-	-	390,305	390,305
Interest on long-term activities	6,224	-	-	-	-	(6,224)	(6,224)
Total business-type activities	1,139,295	1,225,011	-	-	-	85,716	85,716
Total government	2,150,488	1,422,921	60,776	479,548	(272,959)	85,716	(187,243)
General revenues							
Ad valorem taxes					203,696	-	203,696
Sale and use taxes					149,273	-	149,273
Franchise fees					93,139	-	93,139
Utility services taxes					163,972	-	163,972
Communications					-	-	-
Service taxes					40,199	-	40,199
Licenses and permits					11,821	-	11,821
State shared revenues					125,484	-	125,484
Interest					3,328	2,155	5,483
Miscellaneous					108,483	6,810	115,293
Transfers in					-	485,024	485,024
Transfers out					(485,024)	-	(485,024)
Change in net position					141,412	579,705	721,117
Net position beginning					2,212,539	1,552,603	3,765,142
Prior period adjustment					-	-	-
Net position ending					\$ 2,353,951	\$ 2,132,308	\$ 4,486,259



**CITY OF TRENTON, FLORIDA  
GOVERNMENTAL FUNDS  
BALANCE SHEET  
September 30, 2017**

	General Fund	Community Redevelopment Fund	Community Development Block Grant Fund	Total Governmental Funds
<b>ASSETS</b>				
Cash	\$ 814,450	\$ 484,598	\$ 124	\$ 1,299,172
Accounts receivable	32,574	-	-	32,574
<b>Total assets</b>	<b>847,024</b>	<b>484,598</b>	<b>124</b>	<b>1,331,746</b>
<b>LIABILITIES AND FUND BALANCES</b>				
<b>LIABILITIES</b>				
Accounts payable	11,245	-	-	11,245
Due to other funds	5,635	-	-	5,635
Accrued liabilities	26,496	-	-	26,496
<b>Total liabilities</b>	<b>43,376</b>	<b>-</b>	<b>-</b>	<b>43,376</b>
<b>FUND BALANCES</b>				
Restricted	-	484,598	124	484,722
Unassigned	803,648	-	-	803,648
<b>Total fund balances</b>	<b>803,648</b>	<b>484,598</b>	<b>124</b>	<b>1,288,370</b>
<b>Total liabilities and fund balances</b>	<b>\$ 847,024</b>	<b>\$ 484,598</b>	<b>\$ 124</b>	

Amounts reported for governmental activities in the statement of net position are different because:

Net capital assets used in governmental activities are not financial resources and, therefore, are not reported in the funds	1,509,369
Deferred outflows of resources represent a consumption of fund equity that will be reported as an outflow of resources in a future period and therefore are not reported in the governmental funds	294,477
Deferred inflows of resources represent an acquisition of fund equity that will be recognized as an inflow of resources in a future period and therefore are not reported in the governmental funds	(57,741)
Long-term liabilities are not due in the current period and, therefore, are not reported in the governmental funds	(680,524)
<b>Net position of governmental activities</b>	<b>\$ 2,353,951</b>

**CITY OF TRENTON, FLORIDA**  
**GOVERNMENTAL FUNDS**  
**STATEMENT OF REVENUES, EXPENDITURES AND CHANGES IN FUND BALANCES**  
**For the Fiscal Year Ended September 30, 2017**

	General Fund	Community Redevelopment Fund	Community Development Block Grant Fund	Total Governmental Funds
<b>REVENUES</b>				
Taxes	\$ 534,537	\$ 115,742	\$ -	\$ 650,279
Licenses and permits	11,821	-	-	11,821
Intergovernmental	186,260	-	479,548	665,808
Charges for services	197,910	-	-	197,910
Miscellaneous	110,255	1,556	-	111,811
Total revenues	<u>1,040,783</u>	<u>117,298</u>	<u>479,548</u>	<u>1,637,629</u>
<b>EXPENDITURES</b>				
Current expenditures				
General government	404,084	-	-	404,084
Public safety	269,078	-	-	269,078
Transportation	109,738	-	-	109,738
Economic environment	-	6,397	-	6,397
Culture/recreation	13,455	-	-	13,455
Capital outlay				
General government	3,900	-	-	3,900
Public safety	1,078	-	-	1,078
Physical environment	-	102,888	-	102,888
Transportation	14,161	-	-	14,161
Debt service				
Principal	37,433	-	-	37,433
Interest	1,472	-	-	1,472
Total expenditures	<u>854,399</u>	<u>109,285</u>	<u>-</u>	<u>963,684</u>
Excess of revenues over (under) expenditures	<u>186,384</u>	<u>8,013</u>	<u>479,548</u>	<u>673,945</u>
<b>OTHER FINANCING SOURCES (USES)</b>				
Interfund transfers	(5,476)	-	(479,548)	(485,024)
Total other financing sources (uses)	<u>(5,476)</u>	<u>-</u>	<u>(479,548)</u>	<u>(485,024)</u>
Net change in fund balances	180,908	8,013	-	188,921
Fund balances at beginning of year	622,740	476,585	124	1,099,449
Fund balances at end of year	<u>\$ 803,648</u>	<u>\$ 484,598</u>	<u>\$ 124</u>	<u>\$ 1,288,370</u>

**CITY OF TRENTON, FLORIDA  
RECONCILIATION OF THE STATEMENT OF REVENUES,  
EXPENDITURES, AND CHANGES IN FUND BALANCE OF  
GOVERNMENTAL FUNDS TO THE STATEMENT OF ACTIVITIES  
For the Fiscal Year Ended September 30, 2017**

<b>Net change in fund balances - total governmental funds</b>		<b>\$ 188,921</b>
 <b>Governmental funds report capital outlay as expenditures. However, in the statement of activities, the cost of those assets is allocated over their estimated useful lives as depreciation expense.</b>		
Expenditures for capital assets	<b>\$ 122,027</b>	
Less current year depreciation	<b>(165,737)</b>	<b>(43,710)</b>
<b>Repayments of notes are expenditures in the governmental funds, but the repayment reduces long-term liabilities in the statement of net assets.</b>		
Note principal payments		<b>37,433</b>
 <b>Some expenses reported in the statement of activities do not require the use of current financial resources, therefore, are not reported as expenditures in governmental funds.</b>		
Net (increase) / decrease in compensated absences		<b>6,826</b>
Net increase in pension		<b>(63,703)</b>
Net change in pension deferral		<b>15,645</b>
<b>Change in net assets of governmental activities</b>		<b>\$ 141,412</b>

# CITY OF TRENTON, FLORIDA

## PROPRIETARY FUND

### STATEMENT OF NET POSITION

September 30, 2017

ASSETS	Enterprise Fund
Current assets	
Cash	\$ 773,967
Accounts receivable	93,248
Due from other funds	5,635
Total current assets	<u>872,850</u>
Fixed assets	
Land	123,840
Buildings	48,626
Improvements other than buildings	3,953,134
Equipment	833,941
Allowance for depreciation	(3,114,437)
Total fixed assets	<u>1,845,104</u>
Total assets	<u>2,717,954</u>
DEFERRED OUTFLOWS	<u>88,998</u>
LIABILITIES AND NET ASSETS	
LIABILITIES	
Current liabilities	
Accrued liabilities	3,943
Accrued interest payable	853
Deposits	109,087
Current portion loan payable	39,303
Accrued leave payable	932
Total current liabilities	<u>154,118</u>
Noncurrent liabilities	
Other liabilities	
Accrued leave payable	<u>7,605</u>
Long-term liabilities	
Loan payable	295,040
Net pension liability	199,337
Total noncurrent liabilities	<u>501,982</u>
Total liabilities	<u>656,100</u>
DEFERRED INFLOWS	<u>18,544</u>
NET POSITION	
Net investment in capital assets	1,510,761
Unrestricted	621,547
Total net position	<u>\$ 2,132,308</u>

# CITY OF TRENTON, FLORIDA

## PROPRIETARY FUND

### STATEMENT OF REVENUES, EXPENSES AND CHANGES IN NET POSITION

For the Fiscal Year Ended September 30, 2017

OPERATING REVENUES	Enterprise Fund
Charges for services	
Water utility services	\$ 369,158
Water/sewer connection fees	18,865
Garbage/solid waste services	416,940
Sewer utility services	390,305
Penalties/late fees	29,743
Miscellaneous	
Interest	2,155
Other	6,810
Total operating revenues	<u>1,233,976</u>
 OPERATING EXPENSES	
Water, sewer and solid waste services	
Personnel services	
Regular salaries and retirement	240,324
FICA	17,858
Life and health insurance	45,872
Workers compensation	6,786
Total personnel services	<u>310,840</u>
 Operating expenses	
Accounting and auditing	6,127
Professional services	93,431
Administration	160,436
Advertising	29
Contractual services	275,938
Communications	2,297
Freight and Postage Services	3,972
Depreciation	128,407
Utilities	40,424
Insurance	27,227
Repairs and maintenance	7,636
Miscellaneous	(152)
Training and education	454
Capital Outlay	189
Subscriptions	540
Rentals and leases	6,240
Tools and equipment	3,768
Debt Service - Interest	
Operating supplies	48,494
Miscellaneous	
CDBG Expense	(39)
Pension Expense	13,554
Bad Debt Expense	3,259
Total operating expenses	<u>822,231</u>
Total utility services	<u>1,133,071</u>

**CITY OF TRENTON, FLORIDA**  
**PROPRIETARY FUND**  
**STATEMENT OF REVENUES, EXPENSES AND CHANGES IN NET POSITION**  
**For the Fiscal Year Ended September 30, 2017**

	<u>Enterprise Fund</u>
Operating income	<u>\$ 100,905</u>
<b>NONOPERATING REVENUES (EXPENSES)</b>	
Interest expense	(6,224)
Interfund transfers	<u>485,024</u>
Total nonoperating revenues (expenses)	<u>478,800</u>
Net change in net position	579,705
Net position, beginning of year	<u>1,552,603</u>
Net position, end of year	<u><u>\$ 2,132,308</u></u>

**CITY OF TRENTON, FLORIDA**  
**PROPRIETARY FUND**  
**STATEMENT OF CASH FLOWS**

For the Fiscal Year Ended September 30, 2017

**CASH FLOWS FROM OPERATING ACTIVITIES:**

Cash received from customers	\$ 1,251,249
Cash payments for goods and services	(693,446)
Cash payments to employees for services	(317,690)
Net cash provided by operating activities	<u>240,113</u>

**CASH FLOWS FROM NON CAPITAL RELATED FINANCING ACTIVITIES:**

Transfers from other funds	485,024
Net cash provided by non capital related financing activities	<u>485,024</u>

**CASH FLOWS FROM CAPITAL AND RELATED FINANCING ACTIVITIES:**

Acquisitions and construction of capital assets	(495,718)
Principal paid on loan payable	(38,628)
Interest paid	(6,322)
Net cash used for capital and related financing activities	<u>(540,668)</u>

Net increase in cash and cash equivalents	184,469
---	---------

Cash, beginning of year	589,498
Cash, end of year	<u>\$ 773,967</u>

**RECONCILIATION OF OPERATING INCOME TO NET CASH  
PROVIDED BY OPERATING ACTIVITIES:**

Operating income	<u>\$ 100,905</u>
Adjustments to reconcile operating income to net cash provided by operating activities:	
Depreciation	128,407
Changes in assets decrease (increase) and liabilities (decrease) increase:	
Accounts receivable, net	11,284
Deferred outflows	17,555
Accounts payable	378
Accrued liabilities	(13,461)
Deferred Inflows	(21,968)
Compensated absences	(6,943)
Customer deposits	5,989
Net pension liability	17,967
Total adjustments	<u>139,208</u>
Net cash provided by operating activities	<u>\$ 240,113</u>

## CITY OF TRENTON, FLORIDA

### NOTES TO FINANCIAL STATEMENTS

September 30, 2017

#### NOTE 1. SUMMARY OF SIGNIFICANT ACCOUNTING POLICIES

The financial statements of the City of Trenton (the City) have been prepared in conformity with generally accepted accounting principles (GAAP) as applied to governmental units. The Governmental Accounting Standards Board (GASB) is the standard-setting body for governmental accounting and financial reporting principles. Pronouncements of the Financial Accounting Standards Board (FASB) issued after November 30, 1989, are not applied in the preparation of the financial statements of the proprietary fund type in accordance with GASB Statement 20. The GASB periodically updates its codification of the existing Governmental Accounting and Financial Reporting Standards which, along with subsequent GASB pronouncements (Statements and Interpretations), constitutes GAAP for governmental units.

In June, 1999, the Governmental Accounting Standards Board (GASB) unanimously approved Statement 34-Basic Financial Statement and Management's Discussion and Analysis - for State and Local Governments. As part of this statement, there is a new reporting requirement regarding the local government's infrastructure (roads, bridges, traffic signals, etc.). The City fully implemented the basic model in the FY 2003-2004, and has elected not to implement the retroactive infrastructure related portion as allowed by this statement.

**A. Reporting Entity** - The City of Trenton, Florida is a municipality created pursuant to provisions of Chapter 165, *Florida Statutes*, and was specifically organized under and derives its power from Chapter 27940 of the *Laws of Florida*. It is governed by a Mayor and a four member City Commission, all of whom are individually elected.

In evaluating how to define the City, for financial reporting purposes, management has considered all potential component units. The decision to include a potential component unit in the reporting entity was made by applying the criteria set forth in GAAP. The basic, but not the only, criterion for including a potential component unit within the reporting entity is the governing body's ability to exercise oversight responsibility. The most significant manifestation of this ability is financial interdependency. Other manifestations of the ability to exercise oversight responsibility include, but are not limited to, the selection of governing authority, the designation of management, the ability to significantly influence operations, and accountability for fiscal matters. A second criterion used in evaluating potential component units is the scope of public service. Application of this criterion involves considering whether the activity benefits the government and/or its citizens, or whether the activity is conducted within the geographic boundaries of the government and is generally available to its citizens. A third criterion used to evaluate potential component units for inclusion or exclusion from the reporting entity is the existence of special financing relationships, regardless of whether the government is able to exercise oversight responsibilities. Based upon the application of these criteria, management determined that the following component unit existed which should be included within the reporting entity.

**City of Trenton Community Redevelopment Agency** - This dependent special district was established for the fostering of economic development within the downtown district, by City Ordinances 2002-05, -06, and -07. The governing board is the City Commission which also establishes the agency's annual budget. This dependent special district is reported in the Community Redevelopment Fund in the City's financial statements as a special revenue fund.

**B. Measurement Focus and Basis of Accounting** - The basic financial statements of the City are comprised of the following:



- Government-wide financial statements
- Fund financial statements
- Notes to the financial statements

## **1. Government-wide Financial Statements**

Government-wide financial statements display information about the reporting government as a whole, except for its fiduciary activities. These statements include separate columns for the governmental and business-type activities of the City. For the most part, the effect of interfund activity has been removed from these statements. Governmental activities, which normally are supported by taxes and intergovernmental revenues, are reported separately from business-type activities, which rely, to a significant extent, on fees and charges for support. Likewise, the primary government is reported separately from any legally separate component unit for which the primary government is financially accountable.

Government-wide financial statements are reported using the economic resources measurement focus and the accrual basis of accounting, as are the proprietary fund and agency fund financial statements. Under the accrual basis of accounting, revenues, expenses, gains, losses, assets, and liabilities resulting from exchange and exchange-like transactions are recognized when the exchange takes place. Revenues, expenses, gains, losses, assets, and liabilities resulting from nonexchange transactions are recognized in accordance with the requirements of GASB Statement 33 - Accounting and Financial Reporting for Nonexchange Transactions.

Program revenues include charges for services, special assessments, and payments made by parties outside of the reporting government's citizenry if that money is restricted to a particular program. Program revenues are netted with program expenses in the statement of activities to present the net cost of each program.

Amounts paid to acquire capital assets are capitalized as assets in the government-wide financial statements, rather than reported as an expenditure. Proceeds of long-term debt are recorded as liabilities in the government-wide financial statements, rather than as an other financing source. Amounts paid to reduce long-term indebtedness of the reporting government are reported as a reduction of the related liability, rather than as an expenditure.

As a general rule the effect of interfund activity has been eliminated from the government-wide financial statements. As applicable, the City also chooses to eliminate the indirect costs between governmental activities to avoid the "doubling up" effect.

## **2. Fund Financial Statements**

The underlying accounting system of the City is organized and operated on the basis of separate funds, each of which is considered to be a separate accounting entity. The operations of each fund are accounted for with a separate set of self-balancing accounts that comprise its assets, liabilities, fund equity, revenues and expenditures or expenses, as appropriate. Governmental resources are allocated to and accounted for in individual funds based upon the purposes for which they are to be spent and the means by which spending activities are controlled.

Fund financial statements for the City's governmental and proprietary funds are presented after the government-wide financial statements. These statements display information about major funds individually, and nonmajor funds in the aggregate for governmental and enterprise funds.

**Governmental Funds** - Governmental fund financial statements are reported using the current financial resources measurement focus and the modified accrual basis of accounting. Revenues are recognized as soon as they are both measurable and available. Revenues are considered to be available when they are collected within the current period or soon enough thereafter to pay liabilities of the current period. For this purpose, the City considers revenues to be available if they are collected within 60 days of the end of the current fiscal period. Expenditures generally are

recorded when a liability is incurred, as under accrual accounting. Franchise fees, licenses, sales taxes, gas taxes, operating and capital grants, and interest associated with the current fiscal period are all considered to be susceptible to accrual and so have been recognized as revenues of the current fiscal period. All other revenue items are considered to be measurable only when cash is received by the City.

Under the current financial resources measurement focus, only current assets and current liabilities are generally included on the balance sheet. The reported fund balance is considered to be measure of "available spendable resources." Governmental funds operating statements present increases (revenue and other financing sources) and decreases (expenditures and other financing uses) in net current assets. Accordingly, they are said to present a summary of sources and uses of "available spendable resources" during a period.

Any non-current portions of long-term receivables (special assessments) due to governmental funds are reported on their balance sheets in spite of their spending measurement focus.

Non-current portions of other long-term receivables are offset by fund balance reserve accounts. Because of their spending measurement focus, expenditure recognition for governmental fund types exclude amounts represented by noncurrent liabilities. Since they do not affect net current assets, such long-term amounts are not recognized as governmental fund type expenditures or fund liabilities.

Amounts expended to acquire capital assets are recorded as expenditures in the year that resources were expended, rather than as fund assets. The proceeds of long-term debt are recorded as an other financing source rather than as a fund liability. However, debt service expenditures, as well as expenditures related to compensated absences and claims and judgments, are recorded only when payment is due.

**Proprietary Funds** - The City's Water, Sewer, and Solid Waste Enterprise Fund is a proprietary fund. In the fund financial statements, proprietary funds are presented using the accrual basis of accounting. Revenues are recognized when they are earned and expenses are recognized when the related goods and services are delivered. In the fund financial statements, proprietary funds are presented using the economic resources measurement focus. This means that all assets and all liabilities (whether current or noncurrent) associated with their activity are included on their balance sheets. Proprietary fund type operating statements present increases (revenues) and decreases (expenses) in total net position. The City applies all GASB pronouncements as well as all FASB Statements and Interpretations, APB Opinions and Accounting Research Bulletins, issued on or before November 30, 1989, which do not conflict with or contradict GASB pronouncements.

Proprietary fund operating revenues, such as charges for services, result from exchange transactions associated with the principal activity of the fund. Exchange transactions are those in which each party receives and gives up essentially equal values. Nonoperating revenues, such as subsidies, taxes, and investment earnings, result from nonexchange transactions or ancillary activities.

Amounts paid to acquire capital assets are capitalized as assets in the fund financial statements, rather than reported as an expenditure. Proceeds of long-term debt are recorded as a liability in the fund financial statements, rather than as an other financing source. Amounts paid to reduce long-term indebtedness are reported as a reduction of the related liabilities, rather than as an expense.

**C. Basis of Accounting** - GASB Statement 34 sets forth minimum criteria (percentage of the assets, liabilities, revenues or expenditures, expenses of either fund category and the governmental and enterprise combined) for the determination of major funds. The City has used GASB 34 minimum criteria for major fund determination. The City has four major funds as follows:

**1. Governmental Major Funds:**

**General Fund** - The General Fund is the general operating fund of the City. It is used to account for all financial resources, except those required to be accounted for in another fund.

**2. Community Redevelopment Fund** - Established by the City to account for financial transactions of the Community Redevelopment Agency, which was established by the City to foster development of the City's downtown district.

**3. Community Development Block Grant Fund** - Established by the City to administer the prior Community Development Block Grant Program, which was awarded the City by the Department of Community Affairs to make improvements to the downtown district.

**4. Proprietary Major Fund:**

**Enterprise Fund** - The Enterprise Fund accounts for the revenues, expenses, assets, and liabilities associated with the City operated water, sewer, and solid waste disposal services.

**D. Non-current Governmental Assets/Liabilities:**

GASB Statement 34 requires non-current governmental assets, such as land and buildings, and noncurrent governmental liabilities, such as general obligation bonds and capital leases, be reported in the governmental activities column in the government-wide statement of net position.

**E. Assets, Liabilities and Net Position or Equity**

**1. Cash and Investments** - Cash includes amounts in demand deposits as well as short-term money market investment accounts. Investments, consisting of certificates of deposit, are stated at cost which approximates market value. All such deposits and investments are insured and collateralized as required by state law.

**2. Cash Equivalents** - For purposes of the statement of cash flows, the City considers all highly liquid debt instruments with a maturity of three months or less to be cash equivalents. As of September 30, 2017, the City's cash consisted solely of checking accounts and money market accounts; it has no other cash equivalents.

**3. Allowance for Doubtful Accounts** - The City provides an allowance for Enterprise Fund accounts receivable that may become uncollectible. At September 30, 2017, this allowance account totaled \$20,271, based upon prior collection history. No other allowances for doubtful accounts are maintained since other fund accounts receivable are considered collectible as reported at September 30, 2017.

**4. Receivables and Payables** - Activity between funds that are representative of lending/borrowing arrangements outstanding at the end of the fiscal year are referred to as "due to/from other funds." Any residual balances outstanding between the governmental activities and business-type activities are reported in the government-wide financial statements as "internal balances."

All receivables are shown net of an allowance for doubtful accounts. Any receivables in excess of 180 days would comprise the trade accounts receivable allowance for doubtful accounts.

**5. Inventories** - The costs of governmental inventories are recorded as expenditures when purchased rather than when consumed. The actual amounts of any such inventory type goods on hand at year end would not be material. Enterprise fund inventories consisting of repair items are recorded at cost.

6. **Restricted Assets** - Certain net position of the City are classified as restricted assets on the statement of net position because their use is limited either by law through constitutional provisions or enabling legislation; or by restrictions imposed externally by creditors, grantors, contributions, or laws or regulations of other governments. In a fund with both restricted and unrestricted assets, qualified expenses are considered to be paid first from restricted net position and then from unrestricted net position.

The fund balance related to the City's Community Redevelopment Agency is also classified as restricted due to legal limitations on the use of these funds.

7. **Encumbrances** - Encumbrance accounting, under which purchase orders, contracts, and other commitments for the expenditures of monies are recorded in order to reserve that portion of the applicable appropriation, is not utilized by the City.

8. **Capital Assets** - Capital assets, which include property, plant, equipment, and infrastructure assets (e.g., streets, bridges, right-of-ways, and similar items), are reported in the applicable governmental or business-type activities column in the government-wide financial statements. Capital assets are defined by the City as assets with an initial, individual cost of \$500 or more and an estimated useful life in excess of one year. Except for roads and bridges constructed prior to October 1, 1981, assets are recorded at historical cost. Roads and bridges constructed prior to October 1, 1981 are generally not reported. Donated capital assets are recorded at estimated fair market value at the date of donations.

The costs of normal maintenance and repairs that do not add to the value of the asset or materially extend its useful life are not capitalized.

Major outlays for capital assets and improvements are capitalized as projects are constructed. Interest incurred during the construction phase of capital assets of business-type activities is included as part of the capitalized value of the assets constructed.

Property, plant, and equipment of the City, as well as of component units, are depreciated using the straight-line method over the following estimated useful lives:

<u>Assets</u>	<u>Years</u>
Building and improvements	40
Machinery and equipment	5 - 10
Street and related infrastructure	20 - 40

9. **Capitalization of Interest** - Interest related to borrowings are capitalized during the construction period. These costs are netted against applicable interest earnings on construction fund investments. During the current period, the City did not have any capitalized interest.
10. **Unearned Revenues** - Unearned revenues reported in government-wide financial statements represent unearned revenues. The deferred revenues will be recognized as revenue in the fiscal year they are earned in accordance with the accrual basis of accounting. Deferred revenues reported in governmental fund financial statements represent unearned revenues which are measurable but not available and, in accordance with the modified accrual basis of accounting, are reported as deferred revenues.
11. **Accrued Compensated Absences** - The City accrues accumulated unpaid vacation and sick leave when earned by the employee. The current portion is the amount estimated to be used in the following year. The non-current portion is the amount estimated to be used in subsequent fiscal years. Both the current and non-current estimated accrued compensated absences amounts for governmental funds are maintained separately and represent a reconciling item between the fund and government-wide presentation.

**12. Proprietary Activity Accounting and Financial Reporting** - The City applies all applicable Government Accounting Standards (GASB) pronouncements as well as the following pronouncements issued on or before November 30, 1989, unless those pronouncements conflict with or contradict GASB pronouncements: Financial Accounting Standards (FASB) Statements and Interpretations. Accounting Principles Board (APB) Opinion and Account Research Bulletins (ARB's).

**13. Fund Balances – Governmental Funds**

As of September 30, 2017, fund balances of the governmental funds are classified as follows:

**Nonspendable** – amounts that cannot be spent either because they are in nonspendable form or because they are legally or contractually required to be maintained intact.

**Restricted** – amounts that can be spent only for specific purposes because of constitutional provisions, charter requirements or enabling legislation or because of constraints that are externally imposed by creditors, grantors, contributors, or the laws or regulations of other governments.

**Committed** – amounts that can be used only for specific purposes determined by a formal action of the City Commission. The City Commission is the highest level of decision making authority for the Council. Commitments may be established, modified, or rescinded only through resolutions approved by the City Commission. There were no committed fund balances at year end.

**Assigned** – amounts that do not meet the criteria to be classified as restricted or committed, but that are intended to be used for specific purposes. Under current practices, the assignment of amounts for specific purposes is approved by the City Commission.

**Unassigned** - all other spendable amounts.

**F. Deferred Outflows/Inflows of Resources**

In addition to assets, the statement of financial position will sometimes report a separate section for deferred outflows of resources. This separate financial statement element, deferred outflows of resources, represents a consumption of net position that applies to a future period(s) and so will not be recognized as an outflow of resources (expense/expenditure) until that time. The City has the following items that qualify for being reported in this category as follows:

**Pensions** – Deferred outflows on pensions are recorded when actual earnings on pension plan investments exceed projected earnings and are amortized to pension expense using a systematic and rational method over a closed five-year period. Deferred outflows on pensions also include the difference between assumptions about future economic, demographic, or other input factors; or changes in the expected remaining service lives of all employees that are provided with pensions through each pension plan. Contributions to pension plans made subsequent to the measurement date are also deferred and reduce net pension liability in the subsequent year.

In addition to liabilities, the statement of financial position will sometimes report a separate section for deferred inflows of resources. This separate financial statement element, *deferred inflows of resources*, represents an acquisition of net position that applies to a future period(s) and so will not be recognized as an inflow of resources (revenue) until that time.

Deferred inflows on pensions also include the difference between expected and actual experience with regard to economic or demographic factors; changes of assumptions about future economic, demographic, or other input factors; or changes in the City's proportionate share of net pension

liability. These are amortized over the average expected remaining service lives of all employees that are provided with pensions through each pension plan.

## **NOTE 2. RECONCILIATION OF GOVERNMENT-WIDE AND FUND FINANCIAL STATEMENTS**

### **A. Explanation of Differences Between the Governmental Fund Balance Sheet and the Government-wide Statement of Net Position.**

“Total fund balances” of the City’s governmental funds \$1,288,370 differs from “net position” of governmental activities \$2,353,951 reported in the statement of net position. This difference primarily results from the long-term economic focus of the statement of net position versus the current financial resources focus of the governmental funds balance sheet.

#### Capital related items

When capital assets (property, plant, equipment) that are to be used in governmental activities are purchased or constructed, the cost of these assets are reported as expenditures in governmental funds. However, the statement of net position included those capital assets among the assets of the City as a whole.

Cost of capital assets	\$ 3,550,449
Accumulated depreciation	(2,041,080)
Total	<u>\$ 1,509,369</u>

#### Long-term debt transactions

Long-term liabilities applicable to the City’s governmental activities are not due and payable in the current period and accordingly are not reported as fund liabilities. All liabilities (both current and long-term) are reported in the statement of net position. Balances at September 30, 2017, were:

Compensated absences	\$ (9,624)
Net pension liability	(670,900)
Total	<u>\$ (680,524)</u>

#### Deferred outflows/inflows of resources

Deferred outflows of resources represent a consumption of net position in a future period while deferred inflows of resources represent an acquisition of net position in a future period and accordingly, are not reported in the governmental fund statements. However, the statement of net position included those deferred outflows/inflows of resources.

Deferred outflows	\$ 294,477
Deferred inflows	(57,741)
	<u>\$ 236,736</u>

CITY OF TRENTON, FLORIDA

NOTE 2. RECONCILIATION OF GOVERNMENT-WIDE AND FUND FINANCIAL STATEMENTS

A. Explanation of Differences Between the Governmental Fund Balance Sheet and the Government-wide Statement of Net Position

	Total Governmental Funds	Capital Related Items	Deferred Inflows/Outflows	Long-Term Debt Transactions	Statement of Net Position
<b>ASSETS</b>					
Cash and cash equivalents	\$ 1,299,172	\$ -	\$ -	\$ -	\$ 1,299,172
Due from others	32,574	-	-	-	32,574
Due from other funds	-	-	-	-	-
Due from other governmental units	-	-	-	-	-
Prepaid Insurance	-	-	-	-	-
Capital assets - net	-	1,509,369	-	-	1,509,369
Total assets	1,331,746	1,509,369	-	-	2,841,115
<b>DEFERRED OUTFLOWS</b>	-	-	294,477	-	294,477
<b>LIABILITIES AND FUND BALANCES</b>					
<b>Liabilities:</b>					
Accounts payable	11,245	-	-	-	11,245
Accrued liabilities	26,496	-	-	-	26,496
Due to other funds	5,635	-	-	-	5,635
Accrued compensated absences	-	-	-	9,624	9,624
Notes payable	-	-	-	-	-
Net pension liability	-	-	-	670,900	670,900
Total liabilities	43,376	-	-	680,524	723,900
<b>DEFERRED INFLOWS</b>	-	-	57,741	-	57,741
Fund balances/net position	\$ 1,288,370	\$ 1,509,369	\$ 236,736	\$ (680,524)	\$ 2,353,951

**B. Explanation of Differences Between Governmental Fund Operating Statements and the Statement of Activities**

The “net change in fund balances” for governmental funds \$188,921 differs from the “change in net position” for governmental activities \$141,412 reported in the statement of activities. The differences arise primarily from the long-term economic focus of the statement of activities versus the current financial resources focus of the governmental funds. The effect of the differences is illustrated below.

**Capital related items**

When capital assets that are to be used in governmental activities are purchased or constructed, the resources expended for those assets are reported as expenditures in governmental funds. However, in the statement of activities, the costs of those assets is allocated over their estimated useful lives and reported as depreciation expense. As a result, fund balances decrease by the amount of financial resources expended, whereas net position decreased by the amount of depreciation expense charges for the year.

Capital outlay	\$ 122,027
Depreciation expense	(165,737)
Total	<u>\$ (43,710)</u>

**Long-term debt transactions**

Some expenses reported in the statement of activities do not require the use of current financial resources, therefore, are not reported as expenditures in governmental funds.

Net increase in compensated absences	\$ 6,826
Net increase in net pension liability	(63,703)
Note principal payments	37,433
	<u>\$ (19,444)</u>

**Deferred outflows/inflows of resources**

Recognition of certain obligations related to prior and subsequent periods are not recognized in governmental funds.

Change in pension deferral	\$ 15,645
	<u>\$ 15,645</u>



**CITY OF TRENTON, FLORIDA**

**NOTE 2. RECONCILIATION OF GOVERNMENT-WIDE AND FUND FINANCIAL STATEMENTS**

**B. Explanation of Differences Between Government Fund Operating Statements and the Statement of Activities**

	Total Governmental Funds	Capital Related Items	Deferred Inflows/Outflows	Long-Term Debt/ Elimination Transactions	Statement of Activities
<b>REVENUES</b>					
Taxes	\$ 650,279	\$ -	\$ -	\$ -	\$ 650,279
Licenses and permits	11,821	-	-	-	11,821
Intergovernmental	665,808	-	-	-	665,808
Charges for services	197,910	-	-	-	197,910
Miscellaneous	111,811	-	-	-	111,811
<b>Total revenues</b>	<b>1,637,629</b>	<b>-</b>	<b>-</b>	<b>-</b>	<b>1,637,629</b>
<b>EXPENDITURES</b>					
Current expenditures:					
General government	404,084	3,442	(8,424)	33,670	432,772
Public safety	269,078	32,819	-	(5,104)	296,793
Transportation	109,738	97,495	(802)	2,177	208,608
Physical environment	-	-	-	-	-
Human services	-	-	-	-	-
Economic environment	6,397	-	-	-	6,397
Culture/recreation	13,455	-	-	-	13,455
Capital outlay					
General government	3,900	(3,900)	-	-	-
Public safety	1,078	(1,078)	-	-	-
Transportation	14,161	(14,161)	-	-	-
Physical environment	102,888	(102,888)	-	-	-
Economic environment	-	-	-	-	-
Culture/recreation	-	-	-	-	-
Debt service					
Principal	37,433	-	-	(37,433)	-
Interest	1,472	-	-	-	1,472
Grants and aids	-	-	-	-	-
Economic environment	-	-	-	-	-
<b>Total expenditures</b>	<b>963,684</b>	<b>43,710</b>	<b>(15,645)</b>	<b>19,444</b>	<b>1,011,193</b>
<b>Excess of revenues over (under) expenditures</b>	<b>673,945</b>	<b>(43,710)</b>	<b>15,645</b>	<b>(19,444)</b>	<b>626,436</b>
<b>OTHER FINANCING SOURCES (USES)</b>					
Transfers in	-	-	-	-	-
Transfers out	(485,024)	-	-	-	(485,024)
Deferred outflows (inflows)	-	-	-	-	-
<b>Total other financing sources (uses)</b>	<b>(485,024)</b>	<b>-</b>	<b>-</b>	<b>-</b>	<b>(485,024)</b>
<b>Net change in fund balance</b>	<b>188,921</b>	<b>(43,710)</b>	<b>15,645</b>	<b>(19,444)</b>	<b>141,412</b>
<b>Fund balance at beginning of year</b>	<b>1,099,449</b>	<b>1,553,079</b>	<b>221,091</b>	<b>(661,080)</b>	<b>2,212,539</b>
<b>Fund balance at end of year</b>	<b>\$ 1,288,370</b>	<b>\$ 1,509,369</b>	<b>\$ 236,736</b>	<b>\$ (680,524)</b>	<b>\$ 2,353,951</b>

### **NOTE 3. LEGAL COMPLIANCE–BUDGETS**

The City follows these procedures in establishing the budgetary data reflected in the financial statements:

1. Prior to September 1, the City Manager develops a proposed operating budget for the fiscal year commencing the following October 1. The operating budget includes proposed expenditures and the means of financing them.
2. Public hearings are conducted to obtain taxpayer comments.
3. Prior to September 30, the budget is legally enacted by the City Commission through passage of an ordinance.
4. Any revision that alters the total expenditures of any fund or transfers budgeted amounts between departments within any fund must be approved by the City Commission.
5. Budgets for all City funds are adopted on a basis consistent with generally accepted accounting principles (GAAP). Budgeted amounts are as originally adopted, or as amended by the City Council. Individual amendments were not material in relation to the original appropriations which were amended.

### **NOTE 4. DEPOSITS AND INVESTMENTS**

Deposits. The bank balances of the City deposits were fully insured by federal depository insurance or pledged collateral under state law.

Investments. Under state law, the City is allowed to invest surplus funds in guaranteed obligations of the U.S. government, interest bearing accounts of financial institutions which are legally secured, and the Local Government Surplus Funds Trust Fund. At year end, all investments consisted of certificates of deposit which were fully insured or collateralized. These investments are classified as Category 1 in accordance with GASB Standard No. 3, “Deposits with Financial Institutions, Investments, and Reserve Repurchase Agreements.” The City only invests in securities allowed by state law. The City had no investments at September 30, 2017.

### **NOTE 5. PROPERTY TAX REVENUES**

The City levied a property tax during the year. Although it was allowed by law to levy up to 10 mills of tax, the current year levy was set at 2.0 mills.

## NOTE 6. CAPITAL ASSETS

Capital asset activity for the year ended September 30, 2017, was as follows:

	Beginning Balance	Additions	Deletions	Reclassifications	Ending Balance
<u>Governmental activities:</u>					
Capital assets:					
Land	\$ 9,574	\$ -	\$ -	\$ -	\$ 9,574
Buildings and improvements	888,551	-	-	-	888,551
CIP					
Infrastructure	1,578,938	-	-	-	1,578,938
Equipment and vehicles	951,359	122,027	-	-	1,073,386
Total capital assets	3,428,422	122,027	-	-	3,550,449
Less accumulated depreciation	(1,875,343)	(165,737)	-	-	(2,041,080)
Governmental activities capital assets, net	<u>\$ 1,553,079</u>	<u>\$ (43,710)</u>	<u>\$ -</u>	<u>\$ -</u>	<u>\$ 1,509,369</u>
<u>Business-type activities:</u>					
Land	\$ 123,840	\$ -	\$ -	\$ -	\$ 123,840
Buildings	49,818	-	-	(1,192)	48,626
Improvements other than buildings	3,648,148	485,024	-	(180,038)	3,953,134
Equipment	642,017	10,694	-	181,230	833,941
Total capital assets	4,463,823	495,718	-	-	4,959,541
Less accumulated depreciation	(2,986,030)	(128,407)	-	-	(3,114,437)
Business-type activities capital assets, net	<u>\$ 1,477,793</u>	<u>\$ 367,311</u>	<u>\$ -</u>	<u>\$ -</u>	<u>\$ 1,845,104</u>

Depreciation expense was charged to functions/programs of the City as follows:

<u>Governmental activities:</u>	
General government	\$ 3,442
Public safety	32,819
Transportation	97,495
Culture/recreation	31,981
Total depreciation expense - governmental activities	<u>\$ 165,737</u>
<u>Business -type activities:</u>	
Water and sewer utility	<u>\$ 128,407</u>

## NOTE 7. RECEIVABLE AND PAYABLE BALANCES

### Receivables

Receivables at September 30, 2017, were as follows:

	<u>Accounts</u>
Governmental activities: General	\$ 32,574
Business-type activities: Enterprise	<u>93,248</u>
	<u>\$ 125,822</u>

Based upon collection history, the City has included a reserve for doubtful accounts for its Enterprise Fund accounts receivable of \$20,271.

### Payables

Payables at September 30, 2017, were as follows:

	<u>Accrued Vendor and Other Liabilities</u>	<u>Customer Deposits</u>	<u>Total Payables</u>
Governmental activities: General	<u>\$ 37,741</u>	<u>\$ -</u>	<u>\$ 37,741</u>
Business-type activities: Enterprise	<u>\$ 3,943</u>	<u>\$ 109,087</u>	<u>\$ 113,030</u>

## NOTE 8. INTERFUND TRANSFERS

Inter fund transfers for the year ended September 30, 2017, consisted of the following:

<u>Fund</u>	<u>Transfers In</u>	<u>Transfers Out</u>
General	\$ -	\$ 485,024
Community Redevelopment	485,024	-
Total	<u>\$ 485,024</u>	<u>\$ 485,024</u>

## NOTE 9. LONG-TERM LIABILITIES

### Governmental Activities

A summary of all long-term debt associated with governmental activities, excluding compensated absences, of the City as of September 30, 2017, follows. All loan payments are budgeted and paid from General Fund revenues.

#### Note Payable – Capital City Bank

This note was paid in full in the current year.

The following summarizes the changes in the City's governmental long-term liabilities during the year ended September 30, 2017:

	Balance October 1, 2016	Increases	Decreases	Balance September 30, 2017	Due Within One Year
Note Payable - Capital City Bank					
Fire station	\$ 37,433	\$ -	\$ (37,433)	\$ -	\$ -
Compensated absences	16,450	10,519	(17,345)	9,624	962
Net pension liability	607,197	63,703	-	670,900	-
	<u>\$ 661,080</u>	<u>\$ 74,222</u>	<u>\$ (54,778)</u>	<u>\$ 680,524</u>	<u>\$ 962</u>

### Business-type Activities

A summary of proprietary fund debt as of September 30, 2017, follows. All loan payments have been budgeted and paid from Enterprise Fund revenues.

#### A. Florida DEP Loan

As a financing component of its waste water improvement project; on July 14, 2003, the City obtained a loan from the Florida Department of Environmental Protection under its Clean Water State Revolving Fund program. This loan was in the initial amount of \$90,500 and was payable in 40 semi-annual payments of \$2,818 including interest at 1.74%. On October 26, 2004, this loan amount was increased by \$785,366 to \$875,866, with the same term and interest rate, and a semi-annual payment amount of \$26,671. On December 22, 2005, this loan amount was decreased by \$137,612 to \$738,254, with the same term and interest rate, and a semi-annual payment amount of \$22,475.

Scheduled payments dates are December 15 and June 15 annually. At year end, the balance of this loan was \$334,343. Debt service requirements for this loan, including interest of \$13,477 are as follows:-

Fiscal Year Ending September 30,	
2018	\$ 39,303
2019	39,990
2020	40,688
2021	41,399
2022	42,132
Thereafter	144,308
	<u>\$ 347,820</u>

A summary of changes in proprietary fund long-term debt follows:

	October 1, 2016	Increases	Decreases	September 30, 2017	Due Within One Year
Loan payable - FDEP	\$ 372,971	\$ -	\$ (38,628)	\$ 334,343	\$ 39,303
Compensated absences	15,480	-	(6,943)	8,537	1,281
Net pension liability	181,370	17,967	-	199,337	-
	<u>\$ 569,821</u>	<u>\$ 17,967</u>	<u>\$ (45,571)</u>	<u>\$ 542,217</u>	<u>\$ 40,584</u>

**NOTE 10. COST-SHARING MULTIPLE EMPLOYER DEFINED BENEFIT PENSION PLANS – FLORIDA RETIREMENT SYSTEM PENSION PLAN AND THE RETIREMENT HEALTH INSURANCE SUBSIDY PROGRAM**

**Florida Retirement System**

**General Information** - All of the City's employees participate in the Florida Retirement System (FRS). As provided by Chapters 121 and 112, *Florida Statutes*, the FRS provides two cost sharing, multiple employer defined benefit plans administered by the Florida Department of Management Services, Division of Retirement, including the FRS Pension Plan ("Pension Plan") and the Retiree Health Insurance Subsidy ("HIS Plan"). Under Section 121.4501, *Florida Statutes*, the FRS also provides a defined contribution plan ("Investment Plan") alternative to the FRS Pension Plan, which is administered by the State Board of Administration ("SBA"). As a general rule, membership in the FRS is compulsory for all employees working in a regularly established position for a state agency, county government, City school board, state university, community college, or a participating city or special City within the State of Florida. The FRS provides retirement and disability benefits, annual cost-of-living adjustments, and death benefits to plan members and beneficiaries. Benefits are established by Chapter 121, *Florida Statutes*, and Chapter 60S, Florida Administrative Code. Amendments to the law can be made only by an act of the Florida State Legislature.

The State of Florida annually issues a publicly available financial report that includes financial statements and required supplementary information for the FRS. The latest available report may be obtained by writing to the State of Florida Division of Retirement, Department of Management Services, P.O. Box 9000, Tallahassee, Florida 32315-9000, or from the Web site: [www.dms.myflorida.com/workforce\\_operations/retirement/publications](http://www.dms.myflorida.com/workforce_operations/retirement/publications).

## **FRS Pension Plan**

**Plan Description** – The Pension Plan is a cost-sharing multiple-employer defined benefit pension plan, with a Deferred Retirement Option Program (“DROP”) for eligible employees.

**Benefits Provided** - Benefits under the Pension Plan are computed on the basis of age, average final compensation, and service credit. For Pension Plan members enrolled before July 1, 2011, Regular class members who retire at or after age 62 with at least six years of credited service or 30 years of service regardless of age are entitled to a retirement benefit payable monthly for life, equal to 1.6% of their final average compensation based on the five highest years of salary, for each year of credited service. Vested members with less than 30 years of service may retire before age 62 and receive reduced retirement benefits. Special Risk Administrative Support class members who retire at or after age 55 with at least six years of credited service or 25 years of service regardless of age are entitled to a retirement benefit payable monthly for life, equal to 1.6% of their final average compensation based on the five highest years of salary, for each year of credited service. Special Risk class members (sworn law enforcement officers, firefighters, and correctional officers) who retire at or after age 55 with at least six years of credited service, or with 25 years of service regardless of age, are entitled to a retirement benefit payable monthly for life, equal to 3.0% of their final average compensation based on the five highest years of salary for each year of credited service. Senior Management Service class members who retire at or after age 62 with at least six years of credited service or 30 years of service regardless of age are entitled to a retirement benefit payable monthly for life, equal to 2.0% of their final average compensation based on the five highest years of salary for each year of credited service. Elected Officers’ class members who retire at or after age 62 with at least six years of credited service or 30 years of service regardless of age are entitled to a retirement benefit payable monthly for life, equal to 3.0% (3.33% for judges and justices) of their final average compensation based on the five highest years of salary for each year of credited service.

For Plan members enrolled on or after July 1, 2011, the vesting requirement is extended to eight years of credited service for all these members and increasing normal retirement to age 65 or 33 years of service regardless of age for Regular, Senior Management Service, and Elected Officers’ class members, and to age 60 or 30 years of service regardless of age for Special Risk and Special Risk Administrative Support class members. Also, the final average compensation for all these members will be based on the eight highest years of salary.

As provided in Section 121.101, *Florida Statutes*, if the member is initially enrolled in the Pension Plan before July 1, 2011, and all service credit was accrued before July 1, 2011, the annual cost-of-living adjustment is three percent per year. If the member is initially enrolled before July 1, 2011, and has service credit on or after July 1, 2011, there is an individually calculated cost-of-living adjustment. The annual cost-of-living adjustment is a proportion of three percent determined by dividing the sum of the pre-July 2011 service credit by the total service credit at retirement multiplied by three percent. Plan members initially enrolled on or after July 1, 2011, will not have a cost-of-living adjustment after retirement.

In addition to the above benefits, the DROP program allows eligible members to defer receipt of monthly retirement benefit payments while continuing employment with a FRS employer for a period not to exceed 60 months after electing to participate. Deferred monthly benefits are held in the FRS Trust Fund and accrue interest. There are no required contributions by DROP participants

**Contributions** – Effective July 1, 2011, all enrolled members of the FRS, other than DROP participants, are required to contribute three percent of their salary to the FRS. In addition to

member contributions, governmental employers are required to make contributions to the FRS based on state-wide contribution rates established by the Florida Legislature. These rates are updated as of July 1 of each year. The employer contribution rates by job class for the periods from October 1, 2016 through June 30, 2017 and from July 1, 2017 through September 30, 2017, respectively, were as follows: Regular—7.52% and 7.92%; Special Risk Administrative Support—28.06% and 34.63%; Special Risk—22.57% and 23.27%; Senior Management Service—21.77% and 22.71%; Elected Officers’—42.47% and 45.50%; and DROP participants—12.88% and 13.26%. These employer contribution rates include 1.66% and 1.66% HIS Plan subsidy for the periods October 1, 2016 through June 30, 2017 and from July 1, 2017 through September 30, 2017, respectively.

The City’s contributions, including employee contributions, to the Pension Plan totaled \$81,541 for the fiscal year ended September 30, 2017.

**Pension Liabilities, Pension Expense, and Deferred Outflows of Resources and Deferred Inflows of Resources Related to Pensions** – At September 30, 2017, the City reported a liability of \$676,537 for its proportionate share of the Pension Plan’s net pension liability. The net pension liability was measured as of June 30, 2017, and the total pension liability used to calculate the net pension liability was determined by an actuarial valuation as of July 1, 2017. The City’s proportionate share of the net pension liability was based on the City’s 2016-17 fiscal year contributions relative to the 2015-16 fiscal year contributions of all participating members. At June 30, 2017, the City’s proportionate share was 0.002871958 percent, which was an increase (decrease) of 0.07 percent from its proportionate share measured as of June 30, 2017.

For the fiscal year ended September 30, 2017, the City recognized pension expense of \$121,412. In addition the City reported deferred outflows of resources and deferred inflows of resources related to pensions from the following sources:

<u>Description</u>	<u>Deferred Outflows of Resources</u>	<u>Deferred Inflows of Resources</u>
Differences between expected and actual experience	\$ 62,090	\$ 3,748
Changes in assumptions	227,364	-
Net difference between projected and actual earnings on Pension Plan investments	-	16,766
Changes in proportion and differences between City's Pension Plan contributions and proportionate share of contributions	37,155	27,917
City Pension Plan contributions subsequent to the measurement date	12,420	-
Total	<u>\$ 339,029</u>	<u>\$ 48,431</u>



The deferred outflows of resources related to the Pension Plan, totaling \$12,420 resulting from City contributions to the Plan subsequent to the measurement date, will be recognized as a reduction of the net pension liability in the fiscal year ended September 30, 2017. Other amounts reported as deferred outflows of resources and deferred inflows of resources related to the Pension Plan will be recognized in pension expense as follows:

<u>Fiscal Year Ending September 30</u>	<u>FRS Expense</u>
2018	\$ 36,309
2019	96,508
2020	67,478
2021	13,787
2022	46,632
Thereafter	17,463
Total	<u>\$ 278,177</u>

**Actuarial Assumptions** – The total pension liability in the June 30, 2016 actuarial valuation was determined using the following actuarial assumption, applied to all period included in the measurement:

Inflation	2.60%
Salary increases	3.25%, average, including inflation
Investment rate of return	7.10%, net of pension plan investment expense, including inflation

Mortality rates were based on the Generational RP-2000 with Projection Scale BB tables.

The actuarial assumptions used in the July 1, 2016, valuation were based on the results of an actuarial experience study for the period July 1, 2008 through June 30, 2013.

The long-term expected rate of return on Pension Plan investments was not based on historical returns, but instead is based on a forward-looking capital market economic model. The allocation policy's description of each asset class was used to map the target allocation to the asset classes shown below. Each asset class assumption is based on a consistent set of underlying assumptions and includes an adjustment for the inflation assumption. The target allocation and best estimates of arithmetic and geometric real rates of return for each major asset class are summarized in the following table:

<u>Asset Class</u>	<u>Target Allocation (1)</u>	<u>Annual Arithmetic Return</u>	<u>Compound Annual (Geometric) Return</u>	<u>Standard Deviation</u>
Cash	1.0%	3.0%	3.0%	1.8%
Fixed income	18.0%	4.5%	4.4%	4.2%
Global equity	53.0%	7.8%	6.6%	17.0%
Real Estate	10.0%	6.6%	5.9%	12.8%
Private equity	6.0%	11.5%	7.8%	30.0%
Strategic investments	12.0%			
Total	<u>100.0%</u>			

Assumed Inflation - Mean

(1) As outlined in the Pension Plan's investment policy

**Discount Rate** - The discount rate used to measure the total pension liability was 7.10%. The Pension Plan's fiduciary net position was projected to be available to make all projected future benefit payments of current active and inactive employees. Therefore, the discount rate for calculation the total pension liability is equal to the long-term expected rate of return.

**Sensitivity of the City's Proportionate Share of the Net Position Liability to Changes in the Discount Rate** - The following represents the City's proportionate share of the net pension liability calculated using the discount rate of 7.10\_%, as well as what the City's proportionate share of the net pension liability would be if it were calculated using a discount rate that is one percentage point lower (6.10%) or one percentage point higher (8.10%) than the current rate:

	1% Decrease (6.10%)	Current Discount Rate (7.10%)	1% Increase (8.10%)
City's proportionate share of the net pension liability	\$ 1,224,491	\$ 676,537	\$ 221,610

**Pension Plan Fiduciary Net Position** - Detailed information regarding the Pension Plan's fiduciary net position is available in the separately issued FRS Pension Plan and Other State-Administered Systems Comprehensive Annual Financial Report.

**Payables to the Pension Plan** - At September 30, 2017, the City reported a payable in the amount of \$10,870 for outstanding contributions to the Pension Plan required for the fiscal year ended September 30, 2017.

## **HIS Plan**

**Plan Description** - The HIS Plan is a cost-sharing multiple-employer defined benefit pension plan established under Section 112.363, *Florida Statutes*, and may be amended by the Florida legislature at any time. The benefit is a monthly payment to assist retirees of State-administered retirement systems in paying their health insurance costs and is administered by the Florida Department of Management Services, Division of Retirement.

**Benefits Provided** - For the fiscal year ended September 30, 2017, eligible retirees and beneficiaries received a monthly HIS payment of \$5 for each year of creditable service completed at the time of retirement, with a minimum HIS payment of \$30 and a maximum HIS payment of \$150 per month. To be eligible to receive these benefits, a retiree under a State-administered retirement system must provide proof of health insurance coverage, which may include Medicare.

**Contributions** - The HIS Plan is funded by required contributions from FRS participating employers as set by the Florida Legislature. Employer contributions are a percentage of gross compensation for all active FRS members. For the fiscal year ended September 30, 2017, the HIS contribution for the period October 1, 2016 through June 30, 2017 and from July 1, 2017 through September 30, 2017 was 1.66% and 1.66%, respectively. The City contributed 100% of its statutorily required contributions for the current and preceding three years. HIS Plan contributions are deposited in a separate trust fund from which payments are authorized. HIS Plan benefits are not guaranteed and are subject to annual legislative appropriation. In the event legislative appropriation or available funds fail to provide full subsidy benefits to all participants, benefits may be reduced or cancelled.

The City's contributions to the HIS Plan totaled \$13,129 for the fiscal year ended September 30, 2017.

**Pension Liabilities, Pension Expense, and Deferred Outflows of Resources and Deferred Inflows of Resources Related to Pensions** – At September 30, 2017, the City reported a liability of \$193,700 for its proportionate share of the HIS Plan's net pension liability. The net pension liability was measured as of June 30, 2017, and the total pension liability used to calculate the net pension liability was determined by an actuarial valuation as of July 1, 2017. The City's proportionate share of the net pension liability was based on the City's 2015-16 fiscal year contributions relative to the 2015-16 fiscal year contributions of all participating members. At June 30, 2017, the City's proportionate share was 0.00181155786 percent, which was an increase of 0.23 percent from its proportionate share measured as of June 30, 2016.

For the fiscal year ended September 30, 2017, the City recognized pension expense of \$15,956. In addition the City reported deferred outflows of resources and deferred in flows of resources related to pensions from the following sources:

Description	Deferred Outflows of Resources	Deferred Inflows of Resources
Differences between expected and actual experience	-	403
Changes in assumptions	27,228	16,749
Net difference between projected and actual earnings on HIS Plan investments	107	-
Changes in proportion and differences between City HIS Plan contributions and proportionate share of contributions	14,850	10,702
City HIS Plan contributions subsequent to the measurement date	2,261	-
Total	<u>\$ 44,446</u>	<u>\$ 27,854</u>

The deferred outflows of resources related to the HIS Plan, totaling \$2,261 resulting from City contributions to the HIS Plan subsequent to the measurement date, will be recognized as a reduction of the net pension liability in the fiscal year ended September 30, 2017. Other amounts reported as deferred outflows of resources and deferred inflows of resources related to the HIS Plan will be recognized in pension expense as follows:

Fiscal Year Ending September 30	
2018	\$ 5,642
2019	5,606
2020	5,589
2021	422
2022	1,652
Thereafter	(4,580)
Total	<u>\$ 14,331</u>

**Actuarial Assumptions** – The total pension liability in the July 1, 2017, actuarial valuation was determined using the following actuarial assumptions, applied to all periods included in the measurement:

Inflation	2.60%
Salary increases	3.25%, average, including inflation
Municipal bond rate	3.58%

Mortality rates were based on the Generational RP-2000 with Projection Scale BB tables.

The actuarial assumptions used in the July 1, 2016, valuation were based on the results of an actuarial experience study for the period July 1, 2008 through June 30, 2013.

**Discount Rate** - The discount rate used to measure the total pension liability was 3.58%. In general, the discount rate for calculating the total pension liability is equal to the single rate equivalent to discounting at the long-term expected rate of return for benefit payments prior to the projected depletion date. Because the HIS benefit is essentially funded on a pay-as-you-go basis, the depletion date is considered to be immediate, and the single equivalent discount rate is equal to the municipal bond rate selected by the HIS Plan sponsor. The Bond Buyer General Obligation 20-Bond Municipal Bond Index was adopted as the applicable municipal bond index.

**Sensitivity of the City's Proportionate Share of the Net Position Liability to Changes in the Discount Rate** - The following represents the City's proportionate share of the net pension liability calculated using the discount rate of 3.58%, as well as what the City's proportionate share of the net pension liability would be if it were calculated using a discount rate that is one percentage point lower (2.58%) or one percentage point higher (4.58%) than the current rate:

	1% Decrease (2.58%)	Current Discount Rate (3.58%)	1% Increase (4.58%)
City's proportionate share of the net pension liability	\$ 221,037	\$ 193,700	\$ 170,929

**Pension Plan Fiduciary Net Position** - Detailed information regarding the HIS Plan's fiduciary net position is available in the separately issued FRS Pension Plan and Other State-Administered Systems Comprehensive Annual Financial Report.

**Payables to the Pension Plan** - At September 30, 2017, the City reported a payable in the amount of \$5,849 for outstanding contributions to the HIS Plan required for the fiscal year ended September 30, 2017.

### **Investment Plan**

The SBA administers the defined contribution plan officially titled the FRS Investment Plan. The investment Plan is reported in the SBA's annual financial statements and in the State of Florida Comprehensive Annual Financial Report.

As provided in Section 121.4501, *Florida Statutes*, eligible FRS members may elect to participate in the Investment Plan in lieu of the FRS defined benefit plan. City employees participating in DROP are not eligible to participate in the Investment Plan. Employer and employee contributions, including amounts contributed to individual member's accounts, are defined by law,

but the ultimate benefit depends in part on the performance of investment funds. Benefit terms, including contribution requirements, for the Investment Plan are established and may be amended by the Florida Legislature. The Investment Plan is funded with the same employer and employee contribution rates that are based on salary and membership class (Regular Class, Elected City Officers, etc.), as the Pension Plan. Contributions are directed to individual member accounts, and the individual members allocate contributions and account balances among various approved investment choices. Costs of administering the Investment Plan, including the FRS Financial Guidance Program, are funded through an employer contribution of 0.04 percent of payroll and by forfeited benefits of plan members. Allocations to the investment member's accounts during the 2015-16 fiscal year, as established by Section 121.72, *Florida Statutes*, are based on a percentage of gross compensation, by class, as follows: Regular class 3.30%, Special Risk Administrative Support class 7.95%, Special Risk class 11.0%, Senior Management Service class 4.67% and City Elected Officers class 8.34%.

For all membership classes, employees are immediately vested in their own contributions and are vested after one year of service for employer contributions and investment earnings. If an accumulated benefit obligation for service credit originally earned under the Pension Plan is transferred to the Investment Plan, the member must have the years of service required for Pension Plan vesting (including the service credit represented by the transferred funds) to be vested for these funds and the earnings on the funds. Nonvested employer contributions are placed in a suspense account for up to five years. If the employee returns to FRS-covered employment within the five-year period, the employee will regain control over their account. If the employee does not return within the five-year period, the employee will forfeit the accumulated account balance. For the fiscal year ended September 30, 2017, the information for the amount of forfeitures was unavailable from the SBA; however, management believes that these amounts, if any, would be immaterial to the City.

After termination and applying to receive benefits, the member may rollover vested funds to another qualified plan, structure a periodic payment under the Investment Plan, receive a lump-sum distribution, leave the funds invested for future distribution, or any combination of these options. Disability coverage is provided; the member may either transfer the account balance to the Pension Plan when approved for disability retirement to receive guaranteed lifetime monthly benefits under the Pension Plan, or remain in the Investment Plan and rely upon that account balance for retirement income.

The City did not have any participants in the Investment Plan for the fiscal year ended September 30, 2017.

#### **NOTE 11. OPERATING LEASES**

The City has several operating lease agreements for office related equipment with noncancellable terms. These leases are considered for accounting purposes, to be operating leases. Lease expenditures for the fiscal year totaled \$16,700. The future minimum payments under these leases at September 30, 2017 are as follows:

Fiscal Year Ending September 30, 2017	<u>\$ 16,700</u>
---	------------------

## **NOTE 12. RISK MANAGEMENT**

The City is exposed to various risks of loss related to torts; theft of, damage to and destruction of assets; errors and omissions; and natural disasters for which the City carries commercial insurance. Insurance against losses are provided for the following types of risk:

- Workers' Compensation and Employer's Liability
- General and Automobile Liability
- Real and Personal Property Damage
- Public Officials' Liability
- Accidental Death and Dismemberment

## **NOTE 13. CONTINGENT LIABILITIES**

Amounts received or receivable from grantor agencies are subject to audit and adjustment by grantor agencies, principally the State and Federal governments. Any disallowed claims, including amounts already collected, may constitute a liability of the applicable funds. The amount, if any, of expenditures which may be disallowed by the grantor cannot be determined at this time, although the City expects such amounts, if any, to be immaterial. The City is a defendant in two lawsuits. Although the outcome of these lawsuits is not presently determinable, in the opinion of the City Attorney, the resolution of these matters will not have a material adverse effect on the financial condition of the City.

## **REQUIRED SUPPLEMENTARY INFORMATION**

**CITY OF TRENTON, FLORIDA**  
**GENERAL FUND**  
**STATEMENT OF REVENUES, EXPENDITURES AND CHANGES IN FUND BALANCE**  
**BUDGET AND ACTUAL**  
**For the Fiscal Year Ended September 30, 2017**

	Original and Final Budgeted Amounts	Actual Amounts	Variance with Budget Positive (Negative)
<b>REVENUES</b>			
<b>Taxes</b>			
Ad valorem taxes	\$ 112,036	\$ 87,954	\$ (24,082)
Sales and use taxes			
Local option gas tax/ alternative fuel	39,700	38,746	(954)
Discretionary sales tax	117,812	110,501	(7,311)
Franchise fees			
Electricity	107,232	93,139	(14,093)
Utility service taxes			
Electricity	128,652	118,583	(10,069)
Water	28,230	33,070	4,840
Gas	13,184	12,319	(865)
Communications services tax	43,304	40,199	(3,105)
Payments in lieu of taxes	-	26	26
<b>Total taxes</b>	<b>590,150</b>	<b>534,537</b>	<b>(55,613)</b>
<b>Licenses and permits</b>			
Professional and occupational	6,000	6,849	849
Building and zoning permits	2,000	4,972	2,972
<b>Total licenses and permits</b>	<b>8,000</b>	<b>11,821</b>	<b>3,821</b>
<b>Intergovernmental</b>			
State grants			
Public safety grants	16,475	16,475	0
State shared revenues			
General government			
State revenue sharing	65,161	66,177	1,016
Mobile home licenses	1,300	1,008	(292)
Alcoholic beverage licenses	895	1,147	252
Local government half-cent sales tax	50,537	43,817	(6,720)
Parlmutual tax	13,335	13,335	-
Local Government Grants			
Physical environment		44,301	
<b>Total Intergovernmental</b>	<b>147,703</b>	<b>186,260</b>	<b>(5,744)</b>
<b>Charges for services</b>			
General government	160,436	160,436	0
Public safety	31,974	31,974	-
Human services	1,600	5,500	3,900
<b>Total charges for services</b>	<b>194,010</b>	<b>197,910</b>	<b>3,900</b>



**CITY OF TRENTON, FLORIDA**  
**GENERAL FUND**  
**STATEMENT OF REVENUES, EXPENDITURES AND CHANGES IN FUND BALANCE**  
**BUDGET AND ACTUAL**  
**For the Fiscal Year Ended September 30, 2017**

	Original and Final Budgeted Amounts	Actual Amounts	Variance with Budget Positive (Negative)
<b>Miscellaneous</b>			
Local grants	\$ -	\$ -	\$ -
Interest	350	1,772	1,422
Rentals and leases	6,939	6,721	(218)
Special assessments	84,207	95,197	10,990
Fines and forfeitures			
City fines	2,225	2,675	450
Other miscellaneous			
Other	7,529	3,890	(3,639)
Total miscellaneous	101,250	110,255	9,005
Total revenues	1,041,113	1,040,783	330
<b>EXPENDITURES</b>			
<b>General government</b>			
Legislative			
Personnel services	43,004	45,493	(2,489)
Operating expenses	6,872	6,560	312
Total legislative	49,876	52,053	(2,177)
Financial and administrative			
Personnel services	202,191	207,490	(5,299)
Operating expenses	70,241	35,077	35,164
Capital outlay	1,500	-	1,500
Total financial and administrative	273,932	242,567	31,365
Legal counsel			
Operating expenses	28,700	24,868	3,832
Comprehensive planning			
Operating expenses	15,000	13,750	1,250
Other general government			
Personnel services	-	-	-
Operating expenses	45,648	26,545	19,103
Capital outlay	-	3,900	(3,900)
SRWMD Grant Expense		44,301	
	45,648	74,746	15,203
Total general government	413,156	407,984	5,172

**CITY OF TRENTON, FLORIDA**  
**GENERAL FUND**  
**STATEMENT OF REVENUES, EXPENDITURES AND CHANGES IN FUND BALANCE**  
**BUDGET AND ACTUAL**  
**For the Fiscal Year Ended September 30, 2017**

	Original and Final Budgeted Amounts	Actual Amounts	Variance with Budget Positive (Negative)
<b>Public safety</b>			
<b>Law enforcement</b>			
Personnel services	\$ 223,351	\$ 160,425	\$ 62,926
Operating expenses	16,721	14,676	2,045
Capital outlay	5,000	-	5,000
<b>Total law enforcement</b>	<b>245,072</b>	<b>175,101</b>	<b>69,971</b>
<b>Fire control</b>			
Personnel services	23,986	46,976	(22,990)
Operating expenses	66,616	25,079	41,537
Capital outlay	5,000	1,078	3,922
Debt service-principal	17,998	37,433	(19,435)
Debt service-interest	1,925	1,472	453
<b>Total fire control</b>	<b>115,525</b>	<b>112,038</b>	<b>3,487</b>
<b>Other public safety</b>			
Operating expenses	20,875	20,450	425
<b>Total public safety</b>	<b>381,472</b>	<b>307,589</b>	<b>73,883</b>
<b>Transportation</b>			
<b>Roads and streets</b>			
Personnel services	37,659	45,133	(7,474)
Operating expenses	58,684	66,077	(7,393)
Capital outlay	114,675	14,161	100,514
Debt service-principal	-	-	-
Debt service-interest	-	-	-
<b>Total transportation</b>	<b>211,017</b>	<b>125,371</b>	<b>85,646</b>
<b>Culture/recreation</b>			
<b>Parks and recreation</b>			
Operating expenses	12,695	13,455	(760)
Capital outlay	500	-	500
<b>Total culture/recreation</b>	<b>13,195</b>	<b>13,455</b>	<b>(260)</b>
<b>Total expenditures</b>	<b>1,018,840</b>	<b>854,399</b>	<b>164,441</b>
<b>Excess of revenues over expenditures</b>	<b>22,273</b>	<b>186,384</b>	<b>164,111</b>

**CITY OF TRENTON, FLORIDA**  
**GENERAL FUND**  
**STATEMENT OF REVENUES, EXPENDITURES AND CHANGES IN FUND BALANCE**  
**BUDGET AND ACTUAL**  
**For the Fiscal Year Ended September 30, 2017**

	Original and Final Budgeted Amounts	Actual Amounts	Variance with Budget Positive (Negative)
<b>OTHER FINANCING SOURCES (USES)</b>			
Interfund transfers out	(19,642)	(5,476)	14,166
Total other financing sources (uses)	(19,642)	(5,476)	14,166
Net change in fund balance	2,630	180,908	178,278
Fund balance at beginning of year	622,740	622,740	-
Fund balance at end of year	<u>\$ 625,370</u>	<u>\$ 803,648</u>	<u>\$ 178,278</u>

# CITY OF TRENTON, FLORIDA

## COMMUNITY REDEVELOPMENT FUND STATEMENT OF REVENUES, EXPENDITURES AND CHANGES IN FUND BALANCE BUDGET AND ACTUAL For the Fiscal Year Ended September 30, 2017

	Original and Final Budgeted Amounts	Actual Amounts	Variance with Budget Positive (Negative)
<b>REVENUES</b>			
Taxes			
Ad Valorem Taxes	\$ 113,395	\$ 115,742	\$ 2,347
Miscellaneous			
Interest	212	1,556	1,344
Total revenues	<u>212</u>	<u>117,298</u>	<u>117,086</u>
<b>EXPENDITURES</b>			
Economic environment			
Other economic environment			
Operating expenses	36,300	6,397	29,903
Capital outlay	250,000	102,888	147,112
Total expenditures	<u>286,300</u>	<u>109,285</u>	<u>177,015</u>
Excess of revenues over expenditures	<u>(286,088)</u>	<u>8,013</u>	<u>294,101</u>
Net change in fund balance	(286,088)	8,013	294,101
Fund balance at beginning of year	386,786	476,585	89,799
Fund balance at end of year	<u>\$ 100,698</u>	<u>\$ 484,598</u>	<u>\$ 383,900</u>

# CITY OF TRENTON, FLORIDA

## COMMUNITY DEVELOPMENT BLOCK GRANT FUND STATEMENT OF REVENUES, EXPENDITURES AND CHANGES IN FUND BALANCE BUDGET AND ACTUAL

For the Fiscal Year Ended September 30, 2017

	Original and Final Budgeted Amounts	Actual Amounts	Variance with Budget Positive (Negative)
<b>REVENUES</b>			
Intergovernmental			
Federal grants	\$ 650,000	\$ 479,548	\$ (170,452)
Miscellaneous	-	-	-
Total revenues	<u>650,000</u>	<u>479,548</u>	<u>(170,452)</u>
<b>EXPENDITURES</b>			
Physical environment	-	-	-
Water improvements	-	-	-
Capital outlay	<u>-</u>	<u>-</u>	<u>-</u>
Excess of revenues over (under) expenditures	<u>650,000</u>	<u>479,548</u>	<u>(170,452)</u>
<b>OTHER FINANCING SOURCES (USES)</b>			
Interfund transfers	(650,000)	(479,548)	170,452
	<u>(650,000)</u>	<u>(479,548)</u>	<u>170,452</u>
Net change in fund balances	<u>-</u>	<u>-</u>	<u>-</u>
Fund balance at beginning of year	124	124	-
Fund balance at end of year	<u>\$ 124</u>	<u>\$ 124</u>	<u>\$ -</u>

**CITY OF TRENTON, FLORIDA  
NOTES TO REQUIRED SUPPLEMENTARY INFORMATION  
SEPTEMBER 30, 2017**

**I. Stewardship, Compliance, and Accountability**

- A. Budgetary Information.** The City, in establishing its budgetary data reflected in the financial statements follows the procedures set out in Chapters 166 and 200, *Florida Statutes*. The City prepares a tentative budget, which is used by the City at a public workshop to prepare the budgets for the coming year. Public hearings are conducted to obtain taxpayer comments. Subsequently, these budgets are legally adopted through the passage of a resolution at an advertised public session. Such actions are recorded in the City's minutes.

The budget is adopted on the modified accrual basis of accounting, which is consistent with accounting principles generally accepted in the United States of America (GAAP). The only exception to the GAAP basis is the Enterprise Fund, where depreciation is not budgeted for capital assets, while capital outlay expenditures are budgeted and are reclassified into fixed assets. These are then eliminated from the results of operations for financial reporting purposes in the Enterprise Fund. Estimated beginning fund balances are considered in the budgetary process, but are not included in the financial statements as budgeted revenues.

The annual budget serves as the legal authorization for expenditures. All budget amendments, which change the legally adopted total appropriation for a fund, are approved by the City Commission.

If during the fiscal year, additional revenue becomes available for appropriations in excess of those estimated in the budget, the City Commission, by resolution, may make supplemental appropriations for the year up to the amount of such excess.

The City follows these procedures in establishing the budgetary data reflected in the financial statements:

1. Prior to September 1, the City Manager submits to the City Commission a proposed operating budget for the fiscal year commencing the following October 1. The operating budget includes proposed expenditures and the means of financing them.
2. Public hearings are conducted in August and September to obtain taxpayer comments.
3. Prior to November 1, the budget is legally enacted through passage of an ordinance.
4. The legal level of budgetary control is the department level; however, the City Commission may, by formal motion, transfer appropriations between departments and may use surplus revenues not appropriated in the budget for any municipal purpose.
5. Budgets are prepared in accordance with accounting principles generally accepted in the United States of America for governmental fund types.

**REQUIRED SUPPLEMENTARY INFORMATION**  
**SCHEDULE OF THE CITY OF TRENTON'S PROPORTIONATE SHARE OF NET PENSION LIABILITY**  
**FLORIDA RETIREMENT SYSTEM AND HEALTH INSURANCE SUBSIDY PROGRAM**  
**LAST 10 FISCAL YEARS\***

	2017	2016	2015	2014
City's proportion of the FRS net pension liability (asset)	0.002287196%	2.002288810%	0.002240705%	0.001843036%
City's proportionate share of the FRS net pension liability (asset)	\$ 676,537	\$ 577,926	\$ 289,417	\$ 112,452
City's proportion of the HIS net pension liability (asset)	0.001481136%	0.001807369%	0.001752671%	0.001547543%
City's proportionate share of the HIS net pension liability (asset)	193,700	210,641	178,745	144,699
City's proportionate share of the total net pension liability (asset)	<u>\$ 870,237</u>	<u>\$ 788,567</u>	<u>\$ 468,162</u>	<u>\$ 257,151</u>
City's covered-employee payroll	\$ 558,715	\$ 574,585	\$ 554,096	\$ 472,893
City's proportionate share of the net pension liability (asset) as a percentage of its covered-employee payroll	155.76%	137.24%	84.49%	54.38%
Plan fiduciary net position as a percentage of the total pension liability	79.30%	79.36%	92.00%	96.09%

Note 1) The amounts presented for each year were determined as of the June 30 year end of the Florida Retirement System

\*GASB 68 requires information for 10 years. However, until a full 10-year trend is compiled, only those years for which information is available is presented.

**REQUIRED SUPPLEMENTARY INFORMATION  
SCHEDULE OF THE CITY OF TRENTON'S CONTRIBUTIONS  
FLORIDA RETIREMENT SYSTEM AND HEALTH INSURANCE SUBSIDY PROGRAM  
LAST 10 FISCAL YEARS\***

	2017	2016	2015	2014
Contractually required FRS contribution	\$ 81,541	\$ 60,463	\$ 58,348	\$ 41,101
Contractually required HIS contribution	13,129	10,035	7,212	5,080
Total Contractually Required Contributions	<u>94,670</u>	<u>70,498</u>	<u>65,560</u>	<u>46,181</u>
Contributions in relation to the contractually required contribution	(94,670)	(70,498)	(65,560)	(46,181)
Contribution deficiency (excess)	<u>\$ -</u>	<u>\$ -</u>	<u>\$ -</u>	<u>\$ -</u>
Administration's covered-employee payroll	\$ 558,715	\$ 574,585	\$ 554,096	\$ 472,893
Contributions as a percentage of covered-employee payroll	16.94%	12.27%	11.83%	9.77%

\*GASB 68 requires information for 10 years. However, until a full 10-year trend is compiled, only those years for which information is available is presented.



**NOTES TO THE REQUIRED SUPPLEMENTARY INFORMATION  
THE CITY OF TRENTON'S PROPORTIONATE SHARE OF THE NET PENSION LIABILITY AND  
REQUIRED CONTRIBUTIONS  
FLORIDA RETIREMENT SYSTEM AND HEALTH INSURANCE SUBSIDY PROGRAM  
For the Fiscal Year End September 30, 2017**

**Net Pension Liability**

The components of the collective net pension liability of the participating employers for each defined benefit plan for the measurement date of September 30, 2017, are shown below (in thousands):

	FRS	HIS
Total pension liability	\$ 183,632,592	\$ 10,870,772
Plan fiduciary net position	(154,053,263)	(178,311)
	\$ 29,579,329	\$ 10,692,461
Plan fiduciary net position as a percentage of the total pension liability	83.89%	1.64%

The total pension liability for each plan was determined by the plans' actuary and reported in the plans' valuations dated July 1, 2016. The fiduciary net position used by the actuary to determine the net pension liability (as shown above) was determined on the same basis used by the plan. The fiduciary net position is reported in the financial statements and the net pension liability is disclosed in the notes to the financial statements. Update procedures were not used.

The HIS actuarial valuation was prepared as of July 1, 2016, and update procedures were used to determine liabilities as of July 1, 2016. The fiduciary net position used by the actuary to determine the net pension liability (as shown above) was determined on the same basis used by the Plan. The fiduciary net position is reported in the financial statements and the net pension liability is disclosed in the notes to the financial statements.

**Basis for Allocation**

The employer's proportionate share reported in the pension allocation schedules was calculated using accrued retirement contributions related to the reporting periods included in the System's fiscal years ending June 30, 2015, 2016 and 2017, respectively, for employers that were members of the FRS and HIS during those fiscal years. For fiscal year 2016, in addition to contributions from employers the required accrued contributions for the Division (paid on behalf of the Division's employees who administer the Plans) were allocated to each employer on a proportionate basis. The Division administers the Plans, and therefore, cannot allocate a portion of the liability to itself. Although GASB 68 encourages the use of the employers' projected long-term contribution effort to the retirement plan, allocating on the basis of historical employer contributions is acceptable. The aggregate employer contribution amounts for each fiscal year agree to the employer contribution amounts reported in the system's CAFR for that fiscal year.

The proportion calculated based on contributions for each of the fiscal years presented in the pension allocation schedules was applied to the net pension liability and other pension amounts applicable for that fiscal year to determine each employer's proportionate share of the liability, deferred outflows of resources, deferred inflow of resources and associated pension expense.

For the purposes of the pension allocation schedules, pension amounts are allocated to reporting employers. The pension amounts of participating employers whose payrolls are reported and contributions are remitted by another entity are included in the reporting employer's amounts and will be allocated to the participating employer by the reporting employer.

### **Actuarial Methods and Assumptions**

Actuarial assumptions for both cost-sharing defined benefit plans are reviewed annually by the Florida Retirement System Actuarial Assumptions Conference. The FRS Pension Plan has a valuation performed annually. The HIS Program has a valuation performed biennially that is updated for GASB reporting in the year a valuation is not performed. The most recent experience study for the FRS Pension Plan was completed in 2015 for the period July 1, 2008 through June 30, 2013. Because the HIS Program is funded on a pay-as-you-go basis, no experience study has been completed for that program. The actuarial assumptions that determined the total pension liability for the HIS Program were based on certain results of the most recent experience study for the FRS Pension Plan.

The total pension liability for each cost-sharing defined benefit plan was determined using the individual entry age actuarial cost method. Inflation increases for both Plans is assumed at 2.60%. Payroll growth, including inflation, for both Plans is assumed at 3.25%. Both the discount rate and the long-term expected rate of return used for FRS Pension Plan investments is 7.10%. The Plan's fiduciary net position was projected to be available to make all projected future benefit payments of current active and inactive employees. Therefore, the discount rate for calculating the total pension liability is equal to the long-term expected rate of return.

Because the HIS Program uses a pay-as-you-go funding structure, a municipal bond rate of 3.58% was used to determine the total pension liability for the program (Bond Buyer General Obligation 20-Bond Municipal Bond Index). Mortality assumptions for both Plans were based on the Generational RP-2000 with Projection Scale BB tables (refer to the valuation reports for more information – See Additional Financial and Actuarial Information).

The following changes in actuarial assumptions occurred in 2017:

- FRS: The long-term expected rate of return decreased from 7.60% to 7.10%, and the active member mortality assumption was updated.
- HIS: The municipal bonds rate used to determine total pension liability was increased from 2.85% to 3.58%.

## **COMPLIANCE SECTION**

**CITY OF TRENTON, FLORIDA**  
**SCHEDULE OF EXPENDITURES OF FEDERAL AWARDS**  
For The Year Ended September 30, 2017

Grantor/Program Title FEDERAL AWARDS	CFDA #	Contract Number	Award Amount	Reported in Prior Years	Revenue Recognized	Expenditures
U.S. Department of Housing & Urban Development Passed through Florida Department of Economic Opportunity Florida Small Cities Community Development Block Grant	14.228	16DB-OK-03-31-02-N-16	\$ 650,000	\$ 5,476	\$ 479,548	\$ 485,024
<b>TOTAL FEDERAL AWARDS</b>			<u>\$ 650,000</u>	<u>\$ 5,476</u>	<u>\$ 479,548</u>	<u>\$ 485,024</u>

See Notes to Schedule of Expenditures of Federal Awards

## **CITY OF TRENTON, FLORIDA**

### **Notes to Schedule of Expenditures of Federal Awards**

**For the Fiscal Year Ended September 30, 2017**

#### **NOTE 1. SUMMARY OF SIGNIFICANT ACCOUNTING POLICIES**

The accounting policies and presentation of the Schedule of Expenditures of Federal Awards of the City of Trenton, Florida (the "City") have been designed to conform to generally accepted accounting principles as applicable to governmental units, including the reporting and compliance requirements of the Audits of States, Local Governments, and Non-Profit Organizations and Office of Management and Budget *Uniform Guidance*.

##### **A. Reporting Entity**

This reporting entity consists of the City of Trenton, Florida, and each of its component units. The City includes a Schedule of Expenditures of Federal Awards in the Compliance Section for the purpose of additional analysis.

##### **B. Basis of Accounting**

Basis of accounting refers to when revenues and expenditures or expenses are recognized in the accounts and reported in the financial statements. Basis of accounting relates to the timing of the measurements made, regardless of the measurement focus.

The modified accrual basis of accounting is followed in the Schedule of Expenditures of Federal Awards. Under the modified accrual basis, revenues are recognized when they become measurable and available. Revenues are considered to be available when they are collectible within the current period or soon enough thereafter to pay liabilities of the current period. For this purpose, the Town considers revenues to be available if they are collected within 60 days after the end of the current fiscal period. Expenditures generally are recorded when a liability is incurred, as under accrual accounting.

##### **C. Grant Awards**

As required by OMB *Uniform Guidance*, federal grant awards drawn and expended during the year are included in the Schedule of Expenditures of Federal Awards.

**INDEPENDENT AUDITOR'S REPORT ON INTERNAL CONTROL OVER  
FINANCIAL REPORTING AND ON COMPLIANCE AND OTHER MATTERS BASED  
ON AN AUDIT OF FINANCIAL STATEMENTS PERFORMED IN ACCORDANCE  
WITH GOVERNMENT AUDITING STANDARDS**

To the Mayor and Members  
Of the City Commission  
City of Trenton, Florida

We have audited in accordance with the auditing standards generally accepted in the United States of America and the standards applicable to financial audits contained in *Government Auditing Standards* issued by the Comptroller General of the United States, the financial statements of the governmental activities and the business-type activities and the major fund of the City of Trenton, Florida, as of and for the year ended September 30, 2014, and the related notes to the financial statements, which collectively comprise the City of Trenton, Florida's basic financial statements and have issued our report thereof dated June 25, 2017.

**Internal Control Over Financial Reporting**

In planning and performing our audit of the financial statements, we considered the City of Trenton, Florida's internal control over financial reporting (internal control) to determine the audit procedures that are appropriate in the circumstances for the purposes of expressing our opinion on the financial statements, but not for the purpose of expressing an opinion on the effectiveness of City of Trenton, Florida's internal control. Accordingly, we do not express an opinion on the effectiveness of the City's internal control.

A *deficiency in internal control* exists when the design or operation of a control does not allow management or employees, in the normal course of performing their assigned functions, to prevent, or detect and correct, misstatements on a timely basis. A *material weakness* is a deficiency, or combination of deficiencies, in internal control such that there is a reasonable possibility that a material misstatement of the entity's financial statements will not be prevented, or detected and corrected on a timely basis. A *significant deficiency* is a deficiency, or a combination of deficiencies, in internal control that is less severe than a material weakness, yet important enough to merit attention by those charged with governance.

Our consideration of internal control was for the limited purpose described in the first paragraph of this section and was not designed to identify all deficiencies in internal control that might be material weaknesses or significant deficiencies and therefore, material weaknesses or significant deficiencies may exist that were not identified. Given these limitations, during our audit we did not identify any deficiencies in internal control that we consider to be material weaknesses. However, material weaknesses may exist that have not been identified.

**2009-1 (Excess of second preceding year)  
Financial Statement Preparation**

A system of internal control over financial reporting includes controls over financial statement preparation, including footnote disclosures. While your auditor can assist with the preparation of your financial statements and related footnotes, the financial statements are the responsibility of management. A deficiency in internal control exists when the City does not have the expertise necessary to prevent, detect, and correct misstatements. A deficiency in internal control exists in instances where the City is not capable of drafting the financial statements and all required footnote disclosures in accordance with generally accepted accounting principles. Possessing suitable skill, knowledge, or experience to oversee services an auditor provides in assisting with financial statement presentation requires a lower level of technical knowledge than the competence required to prepare the financial statements and disclosures.

A *significant deficiency* is a deficiency, or a combination of deficiencies, in internal control that is less severe than a material weakness, yet important enough to merit attention by those charged with governance.

## **MANAGEMENT'S RESPONSE**

***We agree with this finding. We are a very small government and have used our available resources to employ a competent bookkeeper who maintains excellent accounting records and provides accurate monthly financial reports prepared generally on the cash basis. We likewise have confidence in our audit firm to utilize these records and prepare annual financial statements in the required formats and with all associated note disclosures. Both staff and the City Commission review the annual financial reports and have the opportunity to ask the auditor any questions regarding the report prior to its formal presentation. The report is formally presented by the auditor at a scheduled meeting of the City Commission.***

***At this time, we do not believe it would be a justifiable expense to employ another accountant on either a part-time or full-time basis to prepare the annual financial statements. We thus accept this required disclosure finding and will continue to monitor this situation in the future.***

## **Compliance and Other Matters**


As part of obtaining reasonable assurance about whether the City of Trenton, Florida's financial statements are free of material misstatement, we performed tests of its compliance with certain provisions of laws, regulations, contracts, and grant agreements, noncompliance with which could have a direct and material effect on the determination of financial statement amounts.

However, providing an opinion on compliance with those provisions was not an objective of our audit, and accordingly, we do not express such an opinion. The results of our tests disclosed no instances of noncompliance or other matters that are required to be reported under *Government Auditing Standards*.

We also noted certain matters that we reported to management of the City of Trenton, Florida, in a separate "Management Letter Required by Chapter 10.550, Rules of the State of Florida, Office of the Auditor General" dated June 25, 2017.

## **Purpose of this Report**

The purpose of this report is solely to describe the scope of our testing of internal control and compliance and the results of that testing, and not to provide an opinion on the effectiveness of the Organization's internal control or on compliance. This report is an integral part of an audit performed in accordance with *Government Auditing Standards* in considering the City's internal control and compliance. Accordingly, this communication is not suitable for any other purpose.



**POWELL & JONES**  
Certified Public Accountants  
June 25 2017

## MANAGEMENT LETTER

To the Mayor and Members  
of the City Commission  
City of Trenton, Florida

In planning and performing our audit of the financial statements of the City of Trenton, Florida, for the year ended September 30, 2017, we considered the City's internal control structure to determine our auditing procedures for the purpose of expressing an opinion on the financial statements and not to provide assurance on the internal control structure.

This letter furnishes the following information required by Chapter 10.550, *Rules of the Auditor General*, and other compliance matters.

### PRIOR YEAR FINDINGS

#### 2016-01 – Property records

From our audit of property records, we could not find evidence that a physical inventory of property had been recently completed. We recommend that the City perform such an inventory during the current year and properly update identifying descriptions and locations for each item of property. Once completed and compiled, the general ledger control accounts should be adjusted to agree with the detail records.

***This finding was not corrected in the current year.***

**City's response:** During the current year we will conduct a physical inventory of all fixed assets and update property records to show description, location, and cost information. We will get Auditor's assistance in correcting general ledger balances. Due to our current software, we are incapable of completing general ledger control accounts, however, once our new software is in place, this year, we will make all necessary changes.

#### Finding 2016-3 Inventory

During our walkthrough of the City's public works facility we discovered the following issues:

- There were no tracking processes in place for tools or supplies
- There were insufficient internal controls over purchasing and inventory functions to prevent shrinkage.  
We recommend the City complete the following to ensure accurate future balances and to mitigate internal control risks:
  - A full inventory count and the use of tracking sheets.
  - The addition of an inventory line item in the City's accounts.
  - Reconcile inventory balances at least on a quarterly basis.
  - Conduct regular physical inventory counts with a City employee not associated with the inventory custody.

***This finding was not corrected in the current year.***

**City's response:** We have set goals in the current year to:

1. Be able to produce, at any time, a warehouse inventory list that meets audit standards.
2. Create an inventory system that prevents theft and holds our department heads accountable.

All other prior year findings were substantially corrected during the current year.



## **CURRENT YEAR FINDINGS**

### **2017-01 – Payroll Pretax Amounts**

From our audit procedures regarding payroll fund withdrawal deductions, we found that several withheld deductions were incorrectly classified as to pretax or posttax. Also, we found incorrect withheld amounts being made from employee paychecks. We recognized that multiple withholdings were incorrectly classified. This resulted in incorrect pretax items being classified as post tax, as well as incorrect amounts being withheld from employee's paychecks. This issue continued until March, 2017

#### **City's Response**

We will continue to monitor our payroll software to ensure continued accuracy in payroll withholdings.

## **AUDITOR GENERAL COMPLIANCE MATTERS**

Annual Local Government Financial Report - The Financial Report filed with the Department of Financial Services pursuant to Section 218.32(1)(a), *Florida Statutes*, is in agreement with the accompanying financial statements of the City of Trenton, Florida, for the fiscal year ended September 30, 2017.


Financial Condition Assessment - As required by the *Rules of the Auditor General* (Sections 10.554(7)(c) and 10.556(7)), we applied financial condition assessment procedures. It is management's responsibility to monitor the entity's financial condition, and our financial condition assessment was based in part on representations made by management and the review of financial information they provided.

Financial Emergency Status - We determined that the City had not met any of the conditions described in Section 218.503(1), *Florida Statutes*, that might result in a financial emergency.

Our audit did not disclose any further items that would be required to be reported under the *Rules of the Auditor General*, Chapter 10.554(1)(f).

## **CONCLUSION**

We have reviewed each of our specific findings with appropriate officials or employees and have provided them with documentation as requested. We very much enjoyed the challenges and experiences associated with this year's audit of the City. We appreciate the helpful assistance and courtesy afforded us by all City employees and look forward to working with you in the future.



**POWELL & JONES**  
Certified Public Accountants  
June 25, 2018

## INDEPENDENT ACCOUNTANT'S REPORT

To the Mayor and Members  
Of the City Commission  
City of Trenton, Florida

We have examined the City of Trenton, Florida's compliance with Section 218.415, *Florida Statutes*, regarding the investment of public funds during the year ended September 30, 2017. Management is responsible for the City's compliance with those requirements. Our responsibility is to express an opinion on the City's compliance based on our examination.

Our examination was conducted in accordance with attestation standards established by the American Institute of Certified Public Accountants and, accordingly, included examining, on a test basis, evidence about the City's compliance with those requirements and performing such other procedures as we considered necessary in the circumstances. We believe that our examination provides a reasonable basis for our opinion. Our examination does not provide a legal determination on the City's compliance with specified requirements.

In our opinion, the City complied, in all material respects, with the aforementioned requirements for the year ended September 30, 2017.

This report is intended solely for the information and use of the City of Trenton, Florida and the Auditor General, State of Florida, and is not intended to be and should not be used by anyone other than these specified parties.

A rectangular box containing a handwritten signature in cursive script that reads "Powell & Jones".

**POWELL & JONES**  
Certified Public Accountants  
June 25, 2018

## **COMMUNICATION WITH THOSE CHARGED WITH GOVERNANCE**

To the Mayor and Members of the City Commission  
City of Trenton, Florida

We have audited the financial statements of the City of Trenton, Florida for the year ended September 30, 2017. Professional standards require that we provide you with information about our responsibilities under generally accepted auditing standards and *Government Auditing Standards*, as well as certain information related to the planned scope and timing of our audit. Professional standards also require that we communicate to you the following information related to our audit.

### **Significant Audit Findings**

#### ***Qualitative Aspects of Accounting Practices***

Management is responsible for the selection and use of appropriate accounting policies. The significant accounting policies used by the City of Trenton, Florida, are described in Note 1 to the financial statements. As described in Note 10 to the financial statements, in the prior year, the City changed accounting policies related to the recognition of their proportionate share of the net pension liability of the Florida Retirement System by adopting Statement of Governmental Accounting Standards (GASB statement) No. 68, Accounting and Financial Reporting for Pension Plans, in 2017. Accordingly, the cumulative effect of the accounting change as of the beginning of the year is reported in the Statement of Net Position. We noted no transactions entered into by the City during the year for which there is a lack of authoritative guidance or consensus. All significant transactions have been recognized in the financial statements in the proper period.

Accounting estimates are an integral part of the financial statements prepared by management and are based on management's knowledge and experience about past and current events and assumptions about future events. Certain accounting estimates are particularly sensitive because of their significance to the financial statements and because of the possibility that future events affecting them may differ significantly from those expected. There are no sensitive estimates affecting the City of Trenton, Florida's financial statements.

Certain financial statement disclosures are particularly sensitive because of their significance to financial statement users. There are no sensitive disclosures affecting the financial statements.

#### ***Difficulties Encountered in Performing the Audit***

We encountered no significant difficulties in dealing with management in performing and completing our audit.

#### ***Corrected and Uncorrected Misstatements***

Professional standards require us to accumulate all known and likely misstatements identified during the audit, other than those that are trivial, and communicate them to the appropriate level of management. There were no such misstatements identified during our audit.

#### ***Disagreements with Management***

For purposes of this letter, professional standards define a disagreement with management as a financial accounting, reporting, or auditing matter, whether or not resolved to our satisfaction, that

could be significant to the financial statements or the auditor's report. We are pleased to report that no such disagreements arose during the course of our audit.

#### *Management Representations*

We have requested certain representations from management that are included in the management representation letter dated June 25, 2018.

#### *Management Consultations with Other Independent Accountants*

In some cases, management may decide to consult with other accountants about auditing and accounting matters, similar to obtaining a "second opinion" on certain situations. If a consultation involves application of an accounting principle to the governmental unit's financial statements or a determination of the type of auditor's opinion that may be expressed on those statements, our professional standards require the consulting accountant to check with us to determine that the consultant has all the relevant facts. To our knowledge, there were no such consultations with other accountants.

#### *Other Audit Findings or Issues*

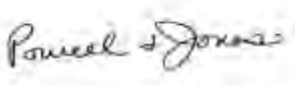
We generally discuss a variety of matters, including the application of accounting principles and auditing standards, with management each year prior to retention as the governmental unit's auditors. However, these discussions occurred in the normal course of our professional relationship and our responses were not a condition to our retention.

#### Other Information in Documents Containing Audited Financial Statements

With respect to the supplementary information accompanying the financial statements, we made certain inquiries of management and evaluated the form, content, and methods of preparing the information to determine that the information complies with accounting principles generally accepted in the United States of America, the method of preparing it has not changed from the prior period, and the information is appropriate and complete in relation to our audit of the financial statements. We compared and reconciled the supplementary information to the underlying accounting records used to prepare the financial statements or to the financial statements themselves.

This information is intended solely for the use of the Mayor and Members of the City Commission and management of the City of Trenton, Florida and is not intended to be and should not be used by anyone other than these specified parties.

Very truly yours,



**POWELL & JONES**

Certified Public Accountants

June 25, 2018