



Town of Longboat Key, Florida Comprehensive Annual Financial Report



**Fiscal Year Ended
September 30, 2019**

TOWN OF LONGBOAT KEY, FLORIDA

COMPREHENSIVE ANNUAL FINANCIAL REPORT

**FOR THE FISCAL YEAR ENDED
SEPTEMBER 30, 2019**

Prepared by:
Susan Smith, CGFO, Finance Director
Finance Department

THIS PAGE INTENTIONALLY LEFT BLANK

TOWN OF LONGBOAT KEY, FLORIDA
COMPREHENSIVE ANNUAL FINANCIAL REPORT
FOR THE FISCAL YEAR ENDED SEPTEMBER 30, 2019

TABLE OF CONTENTS

Page

INTRODUCTORY SECTION

Transmittal Letter	i
List of Principal Officials	viii
Organizational Chart	ix
Certificate of Achievement for Excellence in Financial Reporting	x

FINANCIAL SECTION

Independent Auditor's Report.....	1
Management's Discussion and Analysis	3
Basic Financial Statements	
Government-wide Financial Statements	
Statement of Net Position.....	21
Statement of Activities.....	22
Fund Financial Statements	
Balance Sheet – Governmental Funds.....	23
Statement of Revenues, Expenditures and Changes in Fund Balances – Governmental Funds	24
Reconciliation of the Statement of Revenues, Expenditures and Changes in Fund Balances of Governmental Funds to the Statement of Activities	25
Statement of Net Position – Proprietary Funds	26
Statement of Revenues, Expenses and Changes in Fund Net Position – Proprietary Funds	27
Statement of Cash Flows – Proprietary Funds	28
Statement of Fiduciary Net Position – Fiduciary Funds	30
Statement of Changes in Fiduciary Net Position – Fiduciary Funds	31
Notes to Financial Statements.....	32
Required Supplementary Information:	
Schedule of Revenues, Expenditures and Changes in Fund Balances – Budget and Actual – General Fund.....	73
Schedule of Revenues, Expenditures and Changes in Fund Balances – Budget and Actual – GMD Assessments Fund.....	75
Schedule of Revenues, Expenditures and Changes in Fund Balances – Budget and Actual – Neighborhoods Assessments Fund	76
Schedule of Revenues, Expenditures and Changes in Fund Balances – Budget and Actual – General Obligation Beach Bonds Fund.....	77
Schedule of Changes in Net Pension Liability - General Employees' Pension	78
Schedule of Changes in Net Pension Liability - Police Pension	79
Schedule of Changes in Net Pension Liability - Fire Pension	80
Schedule of Contributions - General Employees' Pension.....	81
Schedule of Contributions - Police Pension.....	82
Schedule of Contributions - Fire Pension.....	83
Schedule of Pension Investment Returns	84

TOWN OF LONGBOAT KEY, FLORIDA
COMPREHENSIVE ANNUAL FINANCIAL REPORT
FOR THE FISCAL YEAR ENDED SEPTEMBER 30, 2019

TABLE OF CONTENTS (Continued)

Page

FINANCIAL SECTION (Continued)

Schedule of the Town's Proportionate Share of the Net Pension Liability – Florida Retirement System Pension Plan	85
Schedule of Contributions – Florida Retirement System Pension Plan	86
Schedule of the Town's Proportionate Share of the Net Pension Liability – Health Insurance Subsidy Pension Plan	87
Schedule of Contributions – Health Insurance Subsidy Pension Plan	88
Schedule of the Town's Total OPEB Liability and Related Ratios	89

Supplementary Information:

Combining and Individual Fund Statements and Schedules	
Combining Balance Sheet – Nonmajor Governmental Funds	90
Combining Statement of Revenues, Expenditures and Changes in Fund Balances – Nonmajor Governmental Funds	92
Schedules of Revenues, Expenditures and Changes in Fund Balances – Budget and Actual:	
Special Revenue Funds:	
Sarasota Infrastructure Surtax Fund	94
Manatee Infrastructure Surtax Fund	95
Tourist Development Tax Fund	96
Tree Replacement Fund	97
Police Training Fund	98
Law Enforcement Trust Fund	99
Miscellaneous Grants Fund	100
Road and Bridge Fund	101
Tennis Center Fund	102
Debt Service Funds:	
General Obligation Facilities Bonds Fund	103
General Obligation Fire Stations Bond Fund	104
GMD Undergrounding Bonds Fund	105
Neighborhood Undergrounding Bonds Fund	106
Combining Statement of Fiduciary Assets and Liabilities – Agency Funds	107
Combining Statement of Changes in Assets and Liabilities – Agency Funds	108

STATISTICAL SECTION

Net Position by Component	109
Changes in Net Position	110
Fund Balances, Governmental Funds	112
Changes in Fund Balances, Governmental Funds	113
Assessed and Estimated Actual Value of Taxable Property	114
Property Tax Rates – Direct and Overlapping Governments	115
Principal Property Taxpayers	116
Property Tax Levies and Collections	117
Ratio of Outstanding Debt by Type	118

TOWN OF LONGBOAT KEY, FLORIDA
COMPREHENSIVE ANNUAL FINANCIAL REPORT
FOR THE FISCAL YEAR ENDED SEPTEMBER 30, 2019

TABLE OF CONTENTS (Continued)

Page

STATISTICAL SECTION (Continued)

Ratio of General Bonded Debt Outstanding.....	119
Direct and Overlapping Governmental Activities Debt	120
Pledged Revenue Coverage.....	121
Demographic and Economic Statistics.....	123
Principal Employers.....	124
Full-Time Equivalent Government Employees by Function/Program	125
Operations Indicators by Function/Program.....	126
Capital Assets Statistics by Function	127

OTHER REPORTS

Independent Auditor's Report on Internal Control Over Financial Reporting and on Compliance and Other Matters Based on an Audit of Financial Statements Performed in Accordance with <i>Government Auditing Standards</i>	128
Schedule of Findings and Responses	130
Schedule of Prior Year Findings.....	131
Independent Auditor's Management Letter	132
Independent Accountant's Report – Investment Compliance.....	134

THIS PAGE INTENTIONALLY LEFT BLANK

Introductory Section

THIS PAGE INTENTIONALLY LEFT BLANK



TOWN OF LONGBOAT KEY

Incorporated November 14, 1955

Town Hall
501 Bay Isles Road
Longboat Key, FL 34228
(941) 316-1999
FAX (941) 316-1656
www.longboatkey.org

March 18, 2019

Honorable Mayor and Town Commission
Town of Longboat Key
Longboat Key, Florida 34228

We are pleased to present to you, the Town Commission and the citizens of the Town of Longboat Key, Florida (the "Town"), the Comprehensive Annual Financial Report (CAFR) for the fiscal year ended September 30, 2019.

Chapter 218.32 of the Florida Statutes requires that each local government entity that is required to provide for an audit in accordance with Chapter 218.39 must submit an annual financial report with the audit report no later than nine months after the end of the fiscal year. This requirement has been met for the fiscal year ended September 30, 2019, and the report of the independent auditing firm has been included in the financial section of this report.

This report was prepared in accordance with generally accepted accounting principles (GAAP) by the Finance Department. Responsibility for both the accuracy of the presented data and the completeness and fairness of the presentation, including all disclosures, rests with the Finance Director. We believe the data as presented is accurate in all material aspects; that it is presented in a manner designed to fairly set forth the financial position and results of operations of the Town as measured by the financial activity of its various funds; and that all disclosures necessary to enable the reader to gain a comprehensive understanding of the Town's financial activity have been included.

The Finance Department is responsible for establishing and maintaining internal controls to provide reasonable assurance regarding the safeguarding of assets against loss from unauthorized use or disposition, and the reliability of financial records for preparing financial statements and maintaining accountability for assets. Because the cost of internal controls should not outweigh their benefit, the Town of Longboat Key's comprehensive framework of internal controls has been designed to provide reasonable rather than absolute assurance that the financial statements will be free from material misstatement. As management, we assert that, to the best of our knowledge and belief, this financial report is complete and reliable in all material respects.

The Town of Longboat Key's financial statements have been audited by Mauldin & Jenkins, LLC. The scope of the independent audit is to provide reasonable assurance that the financial statements for the fiscal year end September 30, 2019, are free of material misstatement. The independent audit involved examining, on a test basis, evidence supporting the amounts and disclosures in the financial statements; assessing the accounting principles used and significant estimates made by management; and evaluating the overall financial statement presentation. The independent auditors concluded, based upon the audit, that there was a reasonable basis for rendering an unmodified opinion that the Town's financial statements for fiscal year ended September 30, 2019 are fairly presented in conformity with GAAP. The independent auditors' report is presented as the first component of the financial section of this report.

Governmental accounting and auditing principles requires that management provide a narrative introduction, overview and analysis to accompany the basic financial statements in the form of Management's Discussion and Analysis (MD&A). This letter of transmittal is designed to complement the MD&A and should be read in conjunction with it. The Town of Longboat Key's MD&A can be found immediately following the independent auditors' report.

Profile of the Government

The Town of Longboat Key (the "Town") is a political subdivision of the State of Florida and was formally incorporated in 1955. Longboat Key is a ten mile long barrier island, covering 4.75 square miles, located off the coast of Sarasota in Southwest Florida that has a reputation as an affluent residential community, particularly for retirees who relocate predominantly from northern states. The island is bordered on the east by Sarasota Bay and on the west by the Gulf of Mexico. The northern half of the island is located in Manatee County, while the southern half is located in Sarasota County. The island's location, temperate climate, and natural resources, particularly its white sand beach, have had a major influence on the Town's growth. Residents and visitors enjoy numerous year-round recreational opportunities, including boating, fishing, golf, tennis, biking, and kayaking.

The citizens enjoy a full range of services including police, fire, ambulance, streets, parks, recreation, public improvements, planning, zoning and general administrative services. The Town also operates a Town-wide water and sewer transmission system. The Town purchases its water and wastewater treatment from Manatee County. Sanitation, electric, telephone, gas and cable television services are provided by franchisees.

The Town includes two dependent special districts consisting of Longboat Key Beach Erosion Control District A and Longboat Key Beach Erosion Control District B. These districts will sunset on June 1, 2020 when the Beach Erosion Control District A General Obligation Bond, Series 2016 debt is retired. The district boundaries were redefined to be geographically separated by Gulf of Mexico Drive and a new Gulf side District and Bayside District were adopted by Ordinance 2014-29 on November 3, 2014. Language was added to memorialize the 80/20 allocation of millage contribution between Gulf side and Bayside Districts and requires a referendum to alter. The Town Commission sits as the Gulf side/Bayside District governing body. Any future debt financings require referendum approval of Gulf side and Bayside residents. The Gulf side is given authority to assume all of the costs of renourishment if Bayside voters do not approve debt issuance at referendum.

Town Structure

The Town operates under a Charter that was adopted in 1955 and last revised in 2018. The charter sets forth a Commission/Manager form of government. Seven Commissioners are elected for two-year terms and constitute the governing body of the Town. (Three year terms became effective with the March 2020 General Election). Commissioners may only serve three (3) consecutive terms as town commissioner without an interval of one (1) complete term out of office. The appointed Mayor is the Commission's presiding officer. Elections are held annually with either four or three seats to be decided upon. Two (2) commissioners are elected at large. The remaining five (5) commissioners must reside in, and be nominated from, each of the five (5) districts of the Town as set forth in the Charter. Following an election for the commission, the commissioners elect a mayor and vice-mayor.

The Town Manager is the chief administrative officer of the Town and is responsible to the Town Commission for the administration of all Town affairs. He/she establishes such departments and divisions of responsibility as necessary for administration of the affairs of the Town and performance of its municipal functions. The Town Manager is responsible for the preservation of peace and the protection of persons and property within the Town and is the director of all public safety forces. The Town Manager appoints, removes and fixes compensation for the chiefs and all subordinate officers of the police, fire and other safety forces of the Town, department heads and all other Town employees, except those specified by the Charter.

Formal budgetary integration is employed as a management control device during the year. Town department directors must submit their budgets by May 1 of each year to the Town Manager. After internal work sessions on departmental budgets are conducted, a tentative overall Town budget is submitted to the Town Commission and public hearings are held to obtain public comments. A final hearing is then held and the final budget adopted. Effective with the most recent charter change, the legal level of budgetary control is at the department level. Transfers of appropriations between funds and/or use of unallocated fund balances amend the budget and require approval by the Town Commission. Transfers of appropriations up to \$20,000 within or between departments, offices, or agencies within the same fund may be approved by the Town Manager. Budget to actual comparisons are presented in this report for each individual fund for which an annual budget has been adopted. The Town follows the laws of the Florida regarding the control, adoption and amendment of the budget during each fiscal year.

Local Economy

Longboat Key has a permanent population of approximately 7043 residents, but it is also a popular seasonal destination for visitors and part-time residents from both the United States and abroad. During the winter months, when the climate in Florida is mild, the population on Longboat Key can increase up to 24,000. However, the majority of the seasonal residents are only on the island for a few weeks to a few months, at most. Close proximity to the Sarasota-Bradenton International Airport and the Tampa International Airport provides convenient access to part-time residents and out-of-state visitors. Longboat Key has no industrial development and limited commercial uses. The median age for the island's residents is 71.2. According to city-data.com, the median household income in 2017 was \$93,611, which is 43.8% higher than the Florida average.

The Town's permanent population increased steadily in the latter part of the 20th century, with near build-out being achieved by 2000. The number of permanent residents has shown little growth from 2011 through 2018 and recently increased 3% in 2019. Much of the Town's building activity is redeveloping older homes and commercial properties into newer modern structures and developments. The Town has a long and distinguished history of planning foresight that contributes to the unique character and distinct feeling of being in a special place when arriving in the Town from either north or south directions.

The Town has continued to fare well in terms of property values coming out of the national recession. The Town property values peaked at \$6.6 billion in 2008, prior to the recession, and then steadily declined to \$4.6 billion by 2013. Beginning in 2014, the Town has seen steady annual increases in assessed values and has now regained its 2009 level at \$6.2 billion. The Town does not expect to keep pace with increases in property values as seen in Sarasota and Manatee Counties, due to the Counties' continued aggressive development.

Employment Types and Trends. The largest employer in the Town is OpRock, LLC, which owns the Longboat Key Club and the Zota Beach Resort (formerly the Hilton). Publix Supermarket and the Town are the next largest employers on the island. According to the U.S. Census, there are a total of 218 business establishments and 1,816 total employees. Hospitality and other tourism-related services, retail/food services and municipal government are the major sources of employment on the Town. Seasonal employment is common in the Town due to the influx of seasonal residents and visitors during the winter months.

The length of the typical "season," when most visitors and seasonal residents visit, has historically lasted from approximately November through April. During the recession, "season" gradually shrunk to only about four months. However, weather patterns in northern states can influence the length of each season, with part-time residents sometimes staying longer if northern states continue to experience colder temperatures during early spring. This was the case during the late winter and early spring months over the last few years, when northern states experienced record cold temperatures and extended snow. Many part-time residents delayed their departure from the area, which resulted in record numbers of tourists to the area. This prompted many employers to retain seasonal employees longer than in years past.

The Town's current and future tourism developments generate a greater need for retail businesses and services than could otherwise be supported, provide future buyers for residences thus keeping property values relatively high, provide tax revenues for the Town, and provide places to stay for visiting relatives.

The Town is well positioned for a segment of the baby boom retirees. Economic growth in the region, and the advent of communications technology, could lead to more executives choosing housing and business opportunities on the Town, leading to a potential small demographic shift.

Redevelopment. The Town is currently experiencing a renewed interest in development and redevelopment in both the residential, tourism, and commercial sectors. Projects planned, underway, or recently completed include the following:

The Shore Restaurant: Redevelopment of a new 185-seat Bayfront restaurant building on north end of the island;

Whitney's Restaurant: Redevelopment of a former gas station with a new 70-seat restaurant located at the corner of Gulf of Mexico Drive and Broadway Street.

Buccaneer Restaurant: Redevelopment of a Bayfront restaurant formerly known as Pattigeorge's (currently in planning phase);

Arts, Cultural, and Education Center: Multi-use arts, culture, and education center in the Bay Isles shopping area near Town Hall (currently in early planning stages);

The Preserve: A new 12-unit subdivision located on the north end of the island (currently under construction);

Longboat Key Club: 300-room resort with conference space on the south end of the island (currently in the planning phase);

Mixed Use Resort: 166-room resort with meeting space and 78 condominium units at the former Colony Beach and Tennis Resort was approved by the Town Commission in early 2018; and

Numerous individual single-family homes under construction on scattered lots island-wide, including tear-down of older homes to facilitate construction of new and larger homes.

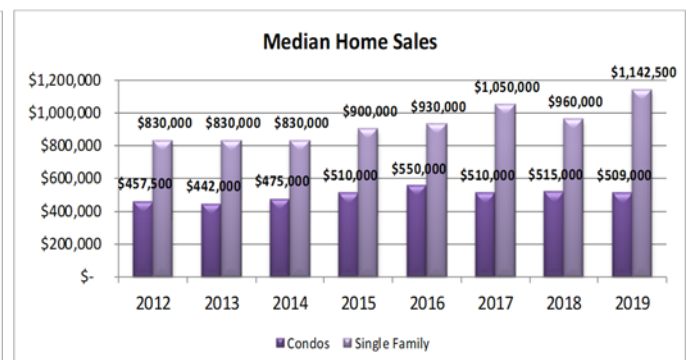
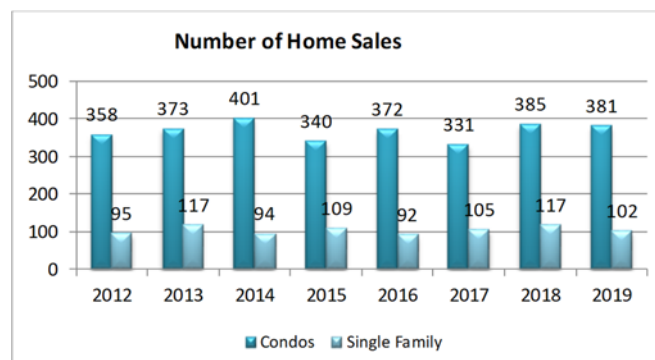
Comprehensive Plan and Zoning Regulations. The Town's Comprehensive Plan is developed pursuant to the requirements of Chapter 163, *Florida Statutes*, and the Florida Administrative Code. Other than the purposes expressly set forth in the Florida Statutes and Administrative Code, the Town's Comprehensive Plan has the following goals:

- Improve the physical environment for the community as a setting for human and natural resource activities;
- Protect the public health, safety, and welfare;
- Insure that long-range considerations are included in the determination of short-range actions;
- Promote political cooperation by bringing professional and technical knowledge to bear on governmental decisions concerning the physical development of the Town; and,
- To ensure appropriate protection of the public interest with consideration of private property rights as determined by the Town Commission and state law.

The Town's Land Development Code (LDC) establishes the development regulations for all areas within the Town's incorporated boundaries. Most of Longboat Key's housing stock is comprised of condominiums built prior to the 1980's. Approximately 72% of the available housing stock is more than 25 years old and almost half of the island's housing was built over 35 years ago. As these properties age and look to modernize and/or redevelop, issues such as multiple-ownership, density restrictions and development regulations present serious challenges.

Developers have cited market trends, increased property values and Longboat Key's restrictive development regulations as cause to redevelop aging tourist properties into residential uses, with individual luxury condominium units selling into the millions of dollars. The Town is currently undergoing a major rewrite to its Land Development Codes, with the intent to create streamlined processes, update all zoning districts, incorporate strong graphic illustrations and to develop a document that is easier to read and interpret, all while maintaining the economic vitality and the quality of life in the Town and improving its sustainability.

Housing. According to statistics provided by Coldwell Banker, the Town's housing market showed little change in the number of real estate transactions from the prior year. While home prices on Longboat Key can range from \$175,000 into the millions, the median condo prices stayed relatively flat, while single family home increased 19%. The median sale price for a single-family home and condominium for 2019 was \$1,142,500 and \$509,000, respectively. The highest closing price for the year on single family home and condominium was \$11.4 million and \$4.2 million, respectively.



Major Initiatives and Capital Projects

Management's goals and objectives flow from the adopted Town Strategic Plan including efforts to continue providing a level of infrastructure to complement the residents' lifestyle. The Town's five-year annual capital planning process provides the mechanism to compile, rate and prioritize capital needs and also determine funding sources available. Some of our major projects are listed below:

- The Town is undertaking a major initiative to underground all of its overhead utility lines island wide for safety, reliability and aesthetics. The initiative was divided into two referendums, one for Gulf of Mexico Drive and one for the remaining neighborhoods and side streets and will be paid for with non-ad valorem assessments. The Town is taking advantage of this opportunity to build a state of the art network, running fiber optic cable island-wide, including areas already undergrounded. The Town is seeking Public Private Partnerships to provide the Town, its residents and businesses optional 1 Gbps-10 Gbps internet speeds and Wi-Fi, through fiber-to-the-home connections and provide enhanced cellular service via Smart Pole Street Lights. This Smart City Initiative will provide efficiencies in general government and public safety and opportunities for remote healthcare monitoring and economic development. Bonding occurred in December 2018 and construction is expected to continue through Winter 2023.
- The idea of a cohesive Town Center is a major vision of the community's planning efforts, due in part to the purchase of 4.81 acres of undeveloped land on Bay Isles Parkway. The community recognized the potential to use this land to bring additional civic spaces to the area, such as a cultural center, park, and other community gathering spaces. The Town demolished the former Amore restaurant and is moving forward to prepare the site to be used as an outdoor venue for social events and other gatherings. The Town will seek public input on the type of facility and activities the public is interested in, leading to the direction of a final concept plan and design.
- Following a voter approved referendum, the Town issued \$5,655,000, General Obligation Bonds on September 12, 2018, for the purpose of financing the demolition and reconstruction and/or equipping of the South Fire Station and the renovation and/or equipping of the Town's North Fire Station. Design is complete and construction is scheduled to begin on both stations in April 2020.
- The Public Work's Department performed major reconstruction of the Emerald Harbor subdivision which has experienced multiple issues regarding the infrastructure, including road depression, subsidence of road and curbing throughout the neighborhood, and degradation of the potable water distribution system and the sewer collections system. The Department also focused on storm water improvements, installing 20 special storm water valves in the Village and Sleepy Lagoon areas. The Water and Sewer Utility Division continued its lift station rehabilitation program throughout 2019 to provide uninterrupted wastewater treatment services to the residents and methodically slip lined the Town's wastewater lines to eliminate problems associated with inflow and infiltration.
- Longboat Key draws residents and visitors from all over the world to live in this well-planned community and play on our beaches and parks. The Town substantially completed a major beach restoration project costing approximately \$20 million in 2017 of which \$10.1 million was borrowed. Current year beach activities included continued post construction monitoring and updating the Comprehensive Beach Management Plan. The Town looked at various funding models ahead of its next major beach restoration due to take place during fiscal year 2021 and fiscal year 2022. The Town pursued and collected \$7.5 million in FEMA grants from Storms Fay, Debby and Hermine which will be used toward the next project. Any new borrowings will be taxed through the Town's Beach Erosion Control Districts, which were redefined by Ordinance in 2014. The Districts are geographically split by the Gulf of Mexico Drive with the Gulf Side paying 80% and the Bay Side paying 20% of the combined mill rates. A referendum on a new borrowing is planned for March 17, 2020.

Long-term Financial Planning

Prepared as part of the annual budget process, a five-year plan of capital improvement projects attempts to identify and provide a responsible funding/execution plan for public betterments to ensure a stable community infrastructure. The plan is designed to budget adequate reserves for replacement of obsolete equipment and vehicles and provide for the betterment of Town-wide infrastructure.

The Finance Department continues to fine tune its long-term forecasting tools, encompassing all fund account groups, providing the ability to enhance the long-term planning process. These tools enable the Town to make timely decisions such as reducing expenses, planning resources, taking advantage of trends and overall, avoiding surprises. Using a variety of forecasting tools and techniques, we will be able to analyze where each department of our business should be in the next year or two so we can make proactive, rather than reactive, decisions.

Relevant Financial Policies. Management's goals for long-term financial planning include stabilizing tax rates while maintaining adequate General Fund reserves to sustain a complete economic cycle and providing for contingency and emergency/disaster relief reserves. The Town's General Fund reserve policy calls for an unassigned General Fund balance of not less than two months or 16% of General Fund operating expenditures (including transfers out and contingency line items but excluding capital outlay), and the combined unrestricted available fund balance should not be less than three months or 25%. The unrestricted General Fund balance has steadily increased since 2013, and has grown to 65% of total General Fund expenditures for 2019.

Internal Controls. In developing and evaluating the Town's accounting system, consideration is given to the adequacy of internal accounting controls. Internal accounting controls are designed to provide reasonable, but not absolute, assurance regarding: (1) the safeguarding of assets against loss from unauthorized use or disposition; and (2) the reliability of financial records for preparing financial statements and maintaining accountability for assets. The concept of reasonable assurance recognizes that: (1) the cost of a control should not exceed the benefits likely to be derived; and (2) the evaluation of costs and benefits requires estimates and judgments by management. All internal control evaluations occur within the above framework. We believe that the Town's internal accounting controls adequately safeguard assets and provide reasonable assurance of proper recording of financial transactions.

Budgetary Process. The Town's budget is a detailed operating plan, which identifies estimated costs and revenues to fund program initiatives. The budget includes: (1) the programs, projects, services, and activities to be carried on during the fiscal year; (2) the estimated revenue available to finance the operating plan; and (3) the estimated spending requirements of the operating plan. The budget represents a process where policy decisions by the Town Commission and Town Manager are made, implemented, and controlled. Note 1(N) to the basic financial statements summarizes the budgetary roles of various Town officials and the timetable for their various budgetary actions according to the Town Charter.

Cash Management. The Town's pooled deposits and investments are conservatively invested pursuant to policy established by Resolution working with the Town's Investment Advisory Oversight Committee and Investment Advisor. The Town's investment policy seeks the preservation of safety, liquidity and yield, in that order of priority. The policy addresses soundness of financial institutions holding our assets and the types of investments permitted by the Florida State Statutes. The Employees' Consolidated Retirement System deposits and investments follow policies established by their respective governing board.

Awards

The Government Finance Officers Association and Canada (GFOA) awarded a Certificate of Achievement for Excellence in Financial Reporting to the Town of Longboat Key, Florida for its Comprehensive Annual Financial Report (CAFR) for the fiscal year ended September 30, 2018. This was the 38th consecutive year that the Town has achieved this prestigious award. In order to be awarded a Certificate of Achievement, a government must publish an easily readable and efficiently organized comprehensive annual financial report. This report must satisfy both generally accepted accounting principles and applicable legal requirements.

A Certificate of Achievement is valid for a period of one year only. We believe our current comprehensive annual financial report continues to meet the Certificate of Achievement Program's requirements, and we are submitting it to the GFOA to determine its eligibility for another certificate.

Acknowledgment

The preparation of this report would not have been possible without the dedicated service of the finance staff and the cooperation of Town departments. Our sincerest appreciation is extended to all of the contributing staff members. We also appreciate the professional service and assistance rendered by Mauldin & Jenkins, LLC. The Finance Department is committed to advancing its fiscal accountability, efficiency and integrity in the Town's financial operations.

Also, our thanks to members of the Town Commission for their support in planning and guiding the financial affairs of the Town in a responsible and progressive manner.

Respectfully submitted,



Thomas A. Harmer
Town Manager



Susan L. Smith
Finance Director

TOWN OF LONGBOAT KEY, FLORIDA

LIST OF PRINCIPAL OFFICIALS SEPTEMBER 30, 2019

TOWN COMMISSION

Mayor George Spoll
Vice-Mayor Ed Zunz

District 1 – Randy Clair
District 2 – George Spoll
District 3 – Ken Schneier
District 4 – Jack Daly
District 5 – Ed Zunz
At Large – Mike Haycock
At Large – Irwin Pastor

TOWN DEPARTMENTS

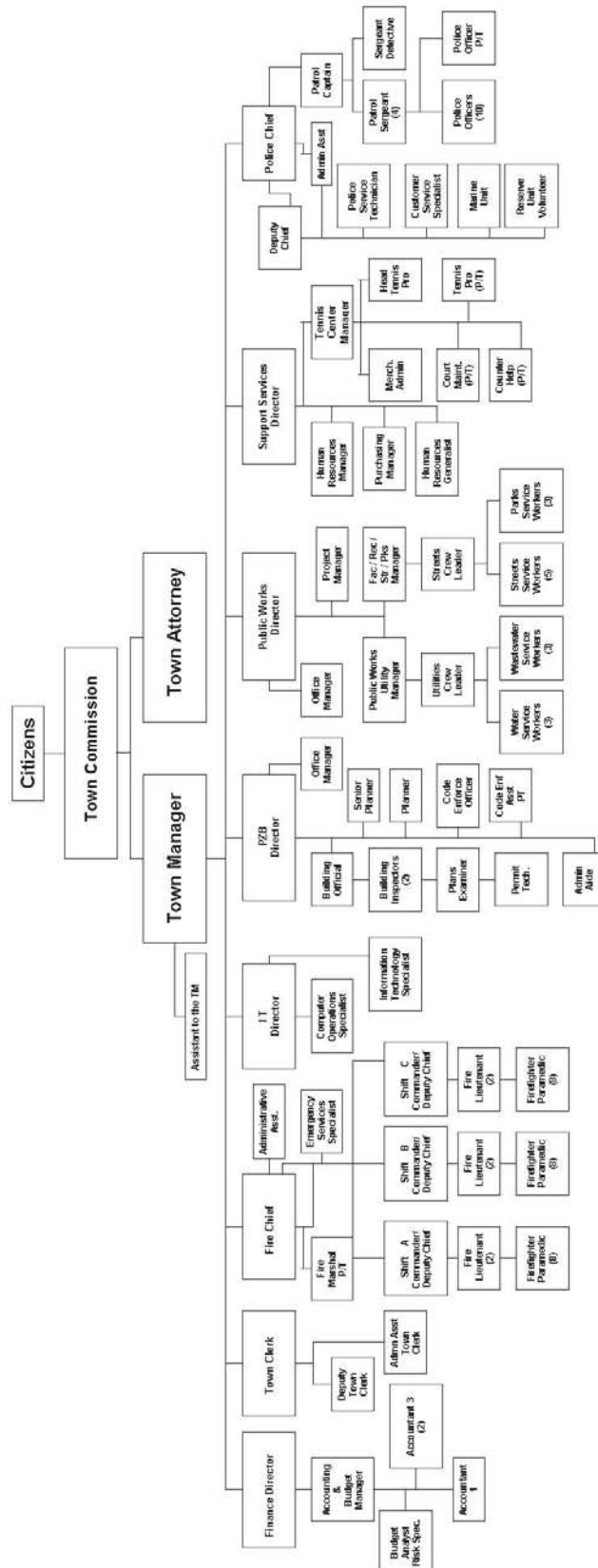
Thomas A. Harmer, Town Manager
Susan L. Smith, Finance Director
Jason Keen, Information Technology Director
Allan Parsons, Planning Zoning & Building Director
Isaac Brownman, Public Works Director
Pete Cumming, Chief of Police
Paul Dezzi, Fire Chief
Trish Shinkle, Town Clerk
Maggie Mooney-Portale, Town Attorney

AUDITORS

Mauldin & Jenkins, LLC

TOWN OF LONGBOAT KEY, FLORIDA

Organizational Chart



September 2018



Government Finance Officers Association

**Certificate of
Achievement
for Excellence
in Financial
Reporting**

Presented to

**Town of Longboat Key
Florida**

For its Comprehensive Annual
Financial Report
for the Fiscal Year Ended

September 30, 2018

Christopher P. Morill

Executive Director/CEO

Financial Section

THIS PAGE INTENTIONALLY LEFT BLANK



INDEPENDENT AUDITOR'S REPORT

Honorable Mayor and Members of
the Town Commission,
Town of Longboat Key, Florida

Report on the Financial Statements

We have audited the accompanying financial statements of the governmental activities, the business-type activities, each major fund, and the aggregate remaining fund information of the **Town of Longboat Key, Florida** (the "Town"), as of and for the year ended September 30, 2019, and the related notes to the financial statements, which collectively comprise the Town's basic financial statements as listed in the table of contents.

Management's Responsibility for the Financial Statements

Management is responsible for the preparation and fair presentation of these financial statements in accordance with accounting principles generally accepted in the United States of America; this includes the design, implementation and maintenance of internal control relevant to the preparation and fair presentation of financial statements that are free from material misstatement, whether due to fraud or error.

Auditor's Responsibility

Our responsibility is to express opinions on these financial statements based on our audit. We conducted our audit in accordance with auditing standards generally accepted in the United States of America and the standards applicable to financial audits contained in *Government Auditing Standards*, issued by the Comptroller General of the United States. Those standards require that we plan and perform the audit to obtain reasonable assurance about whether the financial statements are free from material misstatement.

An audit involves performing procedures to obtain audit evidence about the amounts and disclosures in the financial statements. The procedures selected depend on the auditor's judgment, including the assessment of the risks of material misstatement of the financial statements, whether due to fraud or error. In making those risk assessments, the auditor considers internal control relevant to the entity's preparation and fair presentation of the financial statements in order to design audit procedures that are appropriate in the circumstances, but not for the purpose of expressing an opinion on the effectiveness of the entity's internal control. Accordingly, we express no such opinion. An audit also includes evaluating the appropriateness of accounting policies used and the reasonableness of significant accounting estimates made by management, as well as evaluating the overall presentation of the financial statements.

We believe that the audit evidence we have obtained is sufficient and appropriate to provide a basis for our audit opinions.

Opinions

In our opinion, the financial statements referred to above present fairly, in all material respects, the respective financial position of the governmental activities, the business-type activities, each major fund, and the aggregate remaining fund information of the Town as of September 30, 2019, and the respective changes in financial position and, where applicable, cash flows thereof for the year then ended in accordance with accounting principles generally accepted in the United States of America.

Other Matters***Required Supplementary Information***

Accounting principles generally accepted in the United States of America require that the management's discussion and analysis on pages 3 through 20, the budgetary comparison information, schedules of net pension liability and related ratios, schedules of contributions, schedule of pension investment returns, and schedule of the Town's total OPEB liability and related ratios on pages 72 through 86 be presented to supplement the basic financial statements. Such information, although not a part of the basic financial statements, is required by the Governmental Accounting Standards Board, who considers it to be an essential part of financial reporting for placing the basic financial statements in an appropriate operational, economic, or historical context. We have applied certain limited procedures to the required supplementary information in accordance with auditing standards generally accepted in the United States of America, which consisted of inquiries of management about the methods of preparing the information and comparing the information for consistency with management's responses to our inquiries, the basic financial statements, and other knowledge we obtained during our audit of the basic financial statements. We do not express an opinion or provide any assurance on the information because the limited procedures do not provide us with sufficient evidence to express an opinion or provide any assurance.

Other Information

Our audit was conducted for the purpose of forming opinions on the financial statements that collectively comprise the Town of Longboat Key, Florida's basic financial statements. The introductory section, combining and individual nonmajor fund financial statements and schedules, and statistical section are presented for purposes of additional analysis and are not a required part of the basic financial statements.

The combining and individual nonmajor fund financial statements and schedules are the responsibility of management and were derived from and relate directly to the underlying accounting and other records used to prepare the basic financial statements. Such information has been subjected to the auditing procedures applied in the audit of the basic financial statements and certain additional procedures, including comparing and reconciling such information directly to the underlying accounting and other records used to prepare the basic financial statements or to the basic financial statements themselves, and other additional procedures in accordance with auditing standards generally accepted in the United States of America. In our opinion, the combining and individual nonmajor fund financial statements and schedules are fairly stated, in all material respects, in relation to the basic financial statements as a whole.

The introductory and statistical sections have not been subjected to the auditing procedures applied in the audit of the basic financial statements and, accordingly, we do not express an opinion or provide any assurance on them.

Other Reporting Required by Government Auditing Standards

In accordance with *Government Auditing Standards*, we have also issued our report dated March 18, 2020, on our consideration of the Town's internal control over financial reporting and on our tests of its compliance with certain provisions of laws, regulations, contracts and grant agreements and other matters. The purpose of that report is solely to describe the scope of our testing of internal control over financial reporting and compliance and the results of that testing, and not to provide an opinion on the effectiveness of the Town's internal control over financial reporting or on compliance. That report is an integral part of an audit performed in accordance with *Government Auditing Standards* in considering the Town's internal control over financial reporting and compliance.

Bradenton, Florida
March 18, 2020

Mauldin & Jenkins, LLC

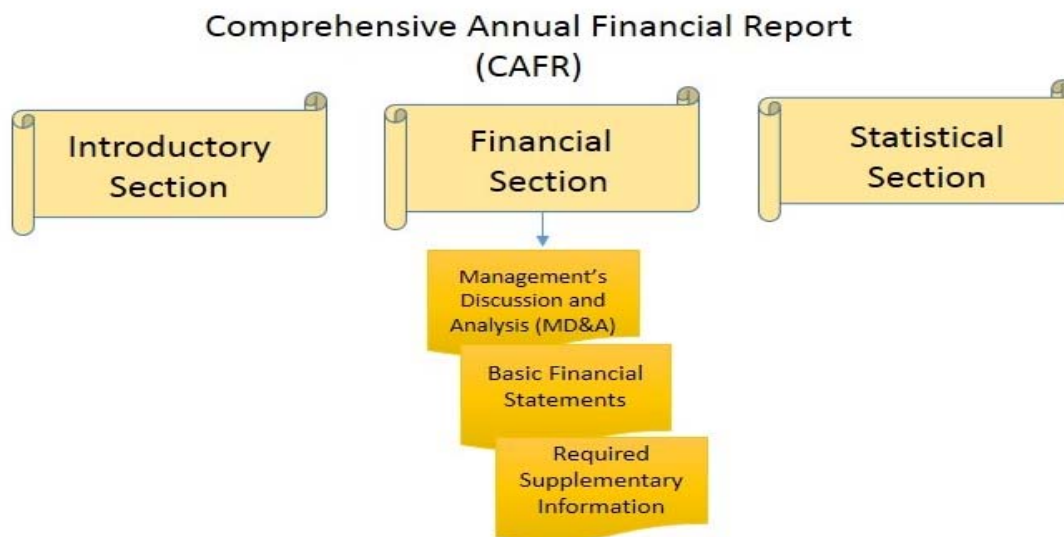
Management's Discussion and Analysis

The Town's Comprehensive Annual Financial report (CAFR) was prepared in accordance with generally accepted accounting principles (GAAP) applicable to government entities. The Management's Discussion and Analysis report (MD&A) is required supplementary information (RSI), which must be presented to remain in compliance with GAAP.

The MD&A presents a narrative overview and analysis of the financial activities of the Town of Longboat Key for the fiscal year ended September 30, 2019. Readers are encouraged to consider MD&A information in conjunction with information provided in the financial statements, the Letter of Transmittal, and the notes to the financial statements.

Comprehensive Annual Financial Report (CAFR) Overview

As shown below, the CAFR is organized into three main sections with the Financial Section containing Management's Discussion and Analysis, the Basic Financial Statements and Required Supplementary Information. Our discussion and analysis is intended to serve as an introduction to the Town of Longboat Key's financial statements, which include government-wide statements, fund statements, as well as notes to the basic financial statements. There is additional supplementary information following these financial statements which may be of interest to the reader.

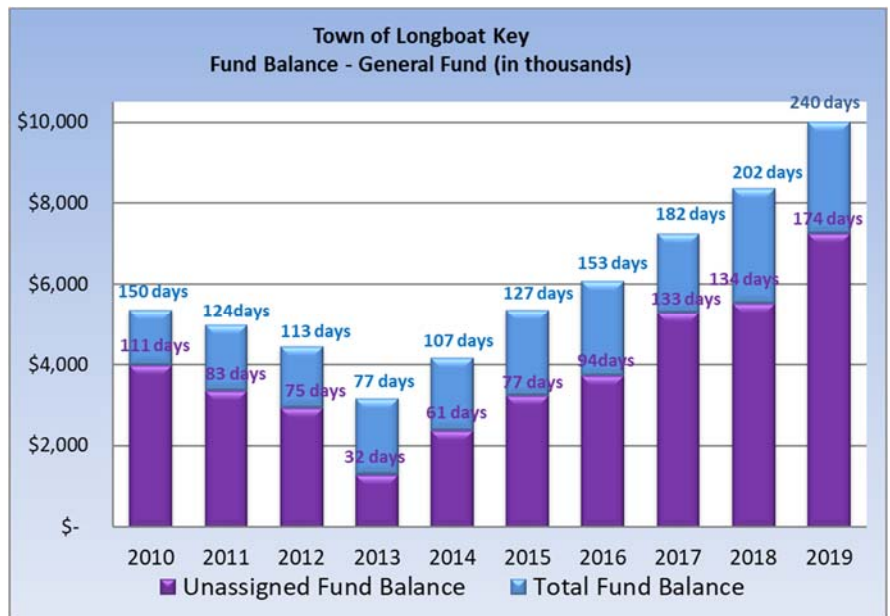


Financial Highlights

- The Town of Longboat Key's net position for governmental activities at the close of the fiscal year September 30, 2019, is \$65.0 million, which is an increase of \$6.5 million (11%) from the previous year. Of the Town's total net position, \$58.8 million is invested in capital assets; \$17.3 million is restricted to specific purposes leaving a negative \$11.1 million in unrestricted net position. The Town implemented new GASB reporting standards related to pensions in 2015 and Other Post-Employment Liabilities in 2018, which require us to report the liabilities in the Statement of Net Position. This new reporting may alarm the reader because of the negative impact it has on the unrestricted net position, however the pension liabilities are not likely to be paid out in the short-term. Pension benefits are normally paid out over the lifetime of the retirees and liabilities funded over 25 years.
- The Town's total net position for business-type activities is \$34.5 million, which is an increase of \$0.5 million or 1.4%. Of this amount, \$19.9 million is invested in capital assets; \$1.7 million is restricted to specific purposes leaving \$12.9 million unrestricted. Unrestricted net position decreased by \$1.3 million, which was invested in capital assets.

Town of Longboat Key, Florida
Management's Discussion and Analysis
September 30, 2019

- The Town issued special assessment revenue bonds in December 2018, borrowing \$34.63 million for the Gulf of Mexico Drive (GMD) and Neighborhood Undergrounding projects. This created an increase in cash and investments and an increase in noncurrent liabilities from the prior year for governmental activities. Residents who chose not to prepay their assessments are being assessed in annual installments over 30 years. The reduction in receivables is primarily due to one year of assessment collections. Assessment receivable balances and other project revenues remaining after cumulative project expenses are paid are reported as unearned revenues.
- Deferred Outflow of Resources, represents the required deferral of fiscal year 2019's Annual Required Contribution to the pension and applicable changes in actuarial assumptions. This deferral of the contribution was necessary because it occurred before year-end but subsequent to the measurement date of the Town's net pension liability, which is September 30, 2018.
- At September 30, 2019, the Town of Longboat Key's governmental fund statements, reported combined ending fund balances of \$70.3 million, an increase of \$45.9 million from the previous fiscal year. This increase is the result of the receipt of bond proceeds for the Gulf of Mexico Drive (GMD) and Neighborhood Undergrounding Projects, the receipt of \$7.6 million in FEMA grants related to Storms Fay, Debby and Hermine and a significant General Fund operating surplus.
- At the end of the current fiscal year, the total fund balance for the General Fund was \$10.0 million, which is an increase of \$1.6 million. This increase was due to three major factors: (1) \$600,000 in unbudgeted revenues for Hurricane Hermine reimbursements and investment income; (2) \$350,000 in unspent contingency funds; and (3) Town departments underspent their appropriated budgets by \$650,000. The chart below shows the history of fund balance levels for both total fund balance (in blue) and unassigned fund balance (in purple). The picture shows how successful the Town has been in the building up its rainy day fund over the past six years.
- The Town's Policy is to maintain a minimum General Fund fund balance of 90 operating days for total fund balance and 60 operating days for *unassigned* fund balance, excluding capital outlay. However, Longboat Key, being a barrier island is more vulnerable to storms and has built up its fund balance over the past six years for unexpected losses, as well as for any future economic uncertainties. Should fund balance fall below desired levels in any year, the Town Manager will so advise the Town Commission in order for the necessary action to be taken to restore the unassigned fund balance to acceptable levels within two budget cycles.
- The *assigned* fund balance includes a reservation of \$1,310,075 for future pension liabilities, a \$1,350,000 economic uncertainty reserve, encumbrances of \$71,673, and a \$15,737 reserve for the Australian Pine removal program.
- The Town's total fund balance of \$10.0 million is equivalent to 240 operating days and the *unassigned* fund balance of \$7.3 million, is equivalent to 174 days.
- Rating agencies evaluate municipalities to determine financial condition of the community and assign a bond rating that influences the rate of interest paid on debt issues. A strong fund balance demonstrates the Town's commitment to fiscal responsibility. On December 6, 2018, S&P Global Ratings assigned the Town an AA+ rating for its special assessment revenue bonds (undergrounding projects) and affirmed its AA+ rating on the the Town's general obligation (GO) bonds.



Financial Statements Overview

This section includes a brief overview of the Town's financial statements that is required by the Governmental Accounting Standards Board (GASB). This is intended to help readers understand the financial statements and does not present any financial information specifically for the Town of Longboat Key.

Fund Types – The Town uses fund accounting to enhance public accountability over public resources and to demonstrate compliance with finance related legal requirements. A Fund is a self-balancing set of accounts that is used to maintain control over resources segregated for a specific purpose or objective.

There are three different fund types:

1. *Governmental funds* focus on short-term inflows and outflows of spendable resources, as well as spendable resources at year end. The focus of governmental fund financial statements is on major funds: the General Fund, Gulf of Mexico (GMD) Assessment Fund, Neighborhood Assessment Fund, the General Obligation Beach Bonds Fund, the Beach Nourishment Capital Project Fund, the GMD Undergrounding Capital Project Fund, and the Neighborhood Undergrounding Capital Project Fund. The Governmental Fund financial statements present information for each major fund, while the non-major funds are combined into a separate, single column. These non-major funds are shown separately following the notes to the financial statements on pages 90-108.
2. *Proprietary Funds* are business-type activities generally used for reporting charges for services for which the Town charges a fee. The Town of Longboat Key maintains and presents two major proprietary funds, a Water and Sewer enterprise fund and a Building Department enterprise fund that are presented on pages 26 to 29 of this report.
3. *Fiduciary Funds* account for resources held for the benefit of parties outside Town government. An example of the Town's fiduciary funds is the Consolidated Pension Trust Fund which accounts for the Town's three retirement systems. Although these funds are presented in the fund set of statements, they do not appear in the government-wide financial statements because the resources of fiduciary funds are not available to support the Town of Longboat Key government's own programs. The accounting used for fiduciary funds is much like that used for proprietary funds. These funds are presented on pages 30 and 31 of this report.

Basic Financial Statements – The basic financial statements consist of three components: (1) The Government-wide Statements, (2) Individual Fund Statements, and (3) Notes to the Financial Statements.

1. *Government-Wide Financial Statements* provide a broad overview of the Town's finances using the accrual basis of accounting similar to a private sector business entity. These statements are further broken into two types of activities – Governmental activities and Business-type activities:
 - a. *Governmental activities* are primarily supported by taxes and other non-program revenue which support general government, public safety, transportation, and culture and recreation.
 - b. *Enterprise or business-type activities* are primarily supported by user fees rather than taxes and non-program revenue. Major business activities in the Town of Longboat Key include water and sewer operations and building department functions.

Government-wide statements include two types of financial statements:

- i. The *Statement of Net Position* (page 21) presents information on all of the Town's assets and liabilities with the difference being reported as net position. Over time, increases or decreases in net position may indicate whether the financial position of the Town is improving or deteriorating.
- ii. The *Statement of Activities* (page 22) presents information showing how the Town's net position changed during the fiscal year related to revenue and expenses. All revenue and expenses are reported as soon as an underlying event occurs, regardless of when cash is received or paid, as required under accrual basis of accounting. (e.g., accounts payable and earned but unused vacation leave).

Town of Longboat Key, Florida
Management's Discussion and Analysis
September 30, 2019

2. *Individual Fund Statements* report a narrower financial view than the government wide financial statements, but it is useful to compare fund information with the government wide information. A reconciliation of the difference between the two is provided in the CAFR following the Statement of Revenues, Expenditures and Changes in Fund Balances for Governmental Funds.
3. *Notes to the Financial Statements* provide additional information that is essential to gaining a full understanding of the government-wide financials and the individual fund statements.

Required Supplementary Information (RSI) – Other RSI in addition to this MD&A provides a Budget to Actual Comparison for the General Fund and various Schedules related to the Town's pension plans.

Combining Financial Statements, Individual Fund Financial Statements and Schedules – These statements and schedules are provided for the non-major governmental funds and are located immediately following the RSI.

Below is a summary of the major features of the Basic Financial Statements.

Major Features of the Basic Financial Statements

<u>Type of Statements</u>	<u>Government-wide Financial Statements</u>	<u>Fund Financial Statements</u>		
		<u>Governmental Funds</u>	<u>Proprietary Funds</u>	<u>Fiduciary Funds</u>
<i>Scope</i>	Entire Town government (except fiduciary activities).	Activities primarily supported by taxes, grants, and similar revenue sources.	Activities the Town operates similar which have significant support from fees and charges.	Instances in which the Town administers resources as trustee on behalf of someone else.
<i>Required financial statements</i>	<ul style="list-style-type: none"> ➤ Statement of net position. ➤ Statement of activities 	<ul style="list-style-type: none"> ➤ Balance sheet ➤ Statement of revenues, expenditures and changes in fund balances. 	<ul style="list-style-type: none"> ➤ Statement of net position. ➤ Statement of revenues, expenses and changes in fund net position. ➤ Statement of cash flows. 	<ul style="list-style-type: none"> ➤ Statement of fiduciary net position. ➤ Statement of changes in fiduciary net position.
<i>Accounting basis and measurement focus</i>	Accrual accounting and economic resources focus.	Modified accrual accounting and current financial resources focus.	Accrual accounting and economic resources focus.	Accrual accounting and economic resources focus.
<i>Type of inflow/outflow information</i>	All revenues and expenses during the year, regardless of when cash is received or paid.	Revenues for which cash are received during or soon after the end of the year; expenditures when goods or services have been received and the related liability is due and payable.	All revenues and expenses during year, regardless of when cash is received or paid.	All additions and deductions during the year regardless of when cash is received or paid.

Town of Longboat Key, Florida
Management's Discussion and Analysis
September 30, 2019

Government-Wide Financial Analysis

Comparative data for fiscal years ending September 30, 2018 and 2019, are shown below.

Town of Longboat Key Net Position (in thousands)

	Governmental Activities		Business-type Activities		Total	
	<u>2018</u>	<u>2019</u>	<u>2018</u>	<u>2019</u>	<u>2018</u>	<u>2019</u>
Current/other assets	\$ 73,169	\$ 107,982	\$ 18,421	\$ 16,867	\$ 91,590	\$ 124,849
Capital assets, net	62,849	62,370	27,687	28,813	90,536	91,183
Total assets	136,018	170,352	46,108	45,680	182,126	216,032
Deferred Outflow of Resources	6,758	6,351	208	215	6,966	6,566
Current liabilities	41,199	37,436	1,108	1,197	42,307	38,633
Non current liabilities	42,362	73,238	11,124	10,127	53,486	83,365
Total liabilities	83,561	110,674	12,232	11,324	95,793	121,998
Deferred Inflows of Resources	649	1,005	35	61	684	1,066
Net investment in capital assets	56,478	58,787	17,809	19,873	74,287	78,660
Restricted	7,791	17,348	2,015	1,713	9,806	19,061
Unrestricted	(5,703)	(11,112)	14,225	12,925	8,522	1,813
Total net position	<u>\$ 58,566</u>	<u>\$ 65,023</u>	<u>\$ 34,049</u>	<u>\$ 34,511</u>	<u>\$ 92,615</u>	<u>\$ 99,534</u>

Governmental activities. The largest portion of the Town's net position, reflects its investment in capital assets (i.e., land, buildings, vehicles, machinery and equipment and infrastructure), less any related debt used to acquire those assets that is still outstanding. The Town uses these capital assets to provide services to citizens; consequently, these assets are not available for future spending. Although the Town's investment in its capital assets is reported, it should be noted that the resources needed to repay this debt must be provided from other sources, since capital assets themselves may not be used to liquidate these liabilities.

Restricted net position increased by \$9.6 million primarily due to the receipt of \$7.9 million of FEMA grants in the Beach Nourishment Capital Project Fund being held for the next major project scheduled in fiscal year 2021. **Unrestricted** net position decreases \$5.4 million to a negative balance of \$11.1 million. The negative balance is due to the requirement to report pension and other post-employment benefit (OPEB) liabilities on the books. As previously stated, this could be alarming to the reader, however, pension benefits are normally paid out over the life of the retirees and the Town does not pay for any health benefits upon retirement. The Town allows retirees the option to stay on the health plan upon retirement at their own cost. This creates an implicit rate subsidy, implying that the Town pays higher premiums because of the aging population in the group. The OPEB liability reported is strictly related to this implicit rate subsidy.

The overall financial position of the Town increased by \$6.5 million in fiscal year 2019. As noted earlier in our discussion, changes in net position over time can be one of the best and most useful indicators of financial position. The Town's fiscal outlook remains positive due to the steady annual increases in the tax base including new construction, which saw an increase in taxable property values for fiscal year 2019 of 4.0%.

Town of Longboat Key, Florida
Management's Discussion and Analysis
September 30, 2019

Business-type activities. The Town's business-type activities (water and sewer and building departments) net position increased by \$462,000 during 2019. The Utility investment earnings increased \$282,000 from the prior year providing for a positive change in net position of \$211,020. The Building Department has a positive change in net position of \$250,663 due to increased permit activity (increasing revenues by \$248,000). Current *unrestricted* assets decreased a total of \$1.3 million from the previous year due to the large investment in capital assets by the Utility Department. The Town Commission approves a system rate pass-through increase each time Manatee County increases the Town's wholesale costs, which allows the revenues to keep pace with the increases in the utility's largest expenses.

A comparison of current unrestricted assets as compared to current unrestricted liabilities for both governmental and business-type activities can be a good indication of the Town's ability to meet its current and existing operational responsibilities.

The ratio for both years is as follows:

Comparison of Current Unrestricted Assets and Liabilities (in thousands)

	Governmental Activities	Business-type Activities
Fiscal year ending September 30, 2019		
Current unrestricted assets	\$ 107,981	\$ 16,868
Current unrestricted liabilities	\$ 41,899	\$ 1,679
Ratio of current assets to current liabilities	2.58	10.05
 Fiscal year ending September 30, 2018		
Current unrestricted assets	\$ 73,169	\$ 18,421
Current unrestricted liabilities	\$ 44,670	\$ 1,850
Ratio of current assets to current liabilities	1.64	9.96

The Town continues to maintain healthy ratios as noted above which indicates more than adequate cash flows for the Town.

Summary – Statement of Activities. The following schedule summarizes the Statement of Activities, which presents all the revenues, expenses and other sources/uses of funds by Governmental and Business-type activities. These items are responsible for any changes in net position as discussed above.

As presented in the summary below, Governmental Activity expenses exceeded program revenues by \$17.9 million in fiscal year 2019. Most Governmental Activities expenses are not paid for with program revenue, but are typically paid for with general revenues, mainly property taxes, therefore reporting net expenses after deducting program revenues is normal for most local governments. Approximately 29% of governmental activity expenses were paid for with program revenue compared to 24% in the prior year.

Property taxes includes the operating budget millage and debt service millages for the General Obligation Bonds (GOBs) associated with Facilities and Beach Renourishment. The fiscal year 2019 adopted budget was prepared based on a 4.0% increase in property values. The operating mill rate remained flat at 2.1144. The beach nourishment tax levy imposed for Beach Erosion Control District A was .7002 mills and Beach Erosion Control District B was .1750 mills. The debt millage for facility debt payments was .0477.

The Town saw increases in sales taxes, franchise fees, and investment income due to the favorable economy and rising interest rates.

Town of Longboat Key, Florida
Management's Discussion and Analysis
September 30, 2019

Total business-type activity revenues exceeded program expenses by \$1.3 million. Business-type activities expenses are typically paid for with user fees, because these services are provided on a cost reimbursement basis. The utility and building funds are required to reimburse the General Fund for indirect costs incurred by the General Fund, shown as net transfers. The Building Department and Water & Sewer Department transferred \$265,000 and \$1,026,887, to the General Fund, respectively. The Utility also transferred \$5,900 to the Road & Bridge Fund for a shared equipment purchase.

Town of Longboat Key Statement of Activities (in thousands)

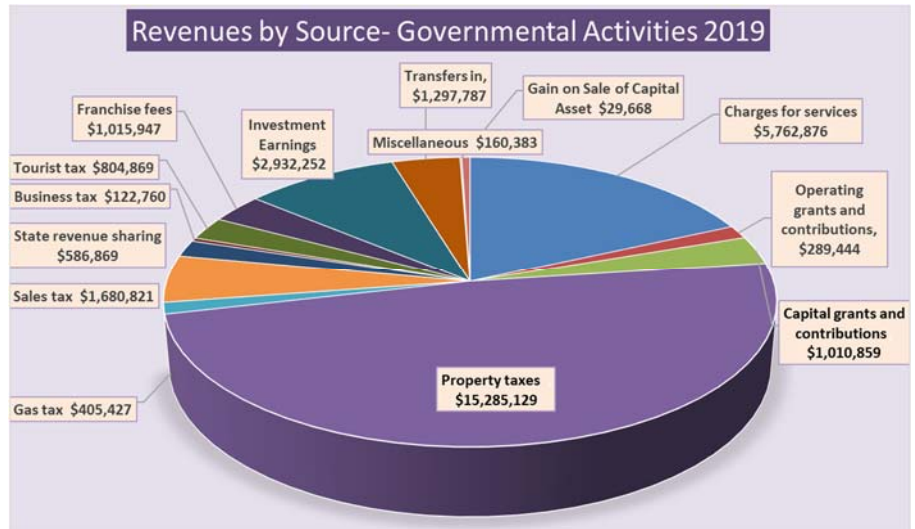
	Governmental Activities		Business-type Activities		Total	
	2018	2019	2018	2019	2018	2019
Program Revenues:						
Charges for services	\$ 3,322	\$ 5,763	\$ 9,419	\$ 9,870	\$ 12,741	\$ 15,633
Operating grants and contributions	289	459	-	-	289	459
Capital grants and contributions	2,045	1,011	-	-	2,045	1,011
Total program revenue	<u>5,656</u>	<u>7,233</u>	<u>9,419</u>	<u>9,870</u>	<u>15,075</u>	<u>17,103</u>
Expenses:						
General government	4,563	4,785	-	-	4,563	4,785
Public safety	12,179	11,298	-	-	12,179	11,298
Transportation	743	913	-	-	743	913
Culture and recreation	6,204	6,438	-	-	6,204	6,438
Physical environment	-	-	-	-	-	-
Interest on long-term debt	149	1,664	-	-	149	1,664
Water and sewer	-	-	7,250	7,513	7,250	7,513
Building department	-	-	1,387	1,061	1,387	1,061
Total expenses	<u>23,838</u>	<u>25,098</u>	<u>8,637</u>	<u>8,574</u>	<u>32,475</u>	<u>33,672</u>
Net expense	<u>(18,182)</u>	<u>(17,865)</u>	<u>782</u>	<u>1,296</u>	<u>(17,400)</u>	<u>(16,569)</u>
General Revenues:						
Property taxes	14,810	15,285	-	-	14,810	15,285
Gasoline taxes	423	405	-	-	423	405
Sales taxes	1,634	1,681	-	-	1,634	1,681
Unrestricted state revenue sharing	591	587	-	-	591	587
Business tax	128	123	-	-	128	123
Tourist tax	742	805	-	-	742	805
Franchise fees	1,190	1,016	-	-	1,190	1,016
Interest income	254	2,932	146	464	400	3,396
Miscellaneous	144	160	-	-	144	160
Gain on sale of capital asset	61	30	-	-	61	30
Total general revenue	<u>19,977</u>	<u>23,024</u>	<u>146</u>	<u>464</u>	<u>20,123</u>	<u>23,488</u>
Increase in net position before transfers	1,795	5,159	928	1,760	2,723	6,919
Net transfers	1,334	1,298	(1,334)	(1,298)	-	-
Change in net position	3,129	6,457	(406)	462	2,723	6,919
Net position - beginning	55,437	58,566	34,455	34,049	89,892	92,615
Net position - ending	<u>\$ 58,566</u>	<u>\$ 65,023</u>	<u>\$ 34,049</u>	<u>\$ 34,511</u>	<u>\$ 92,615</u>	<u>\$ 99,534</u>

Town of Longboat Key, Florida
Management's Discussion and Analysis
September 30, 2019

Revenues-Governmental Activities:

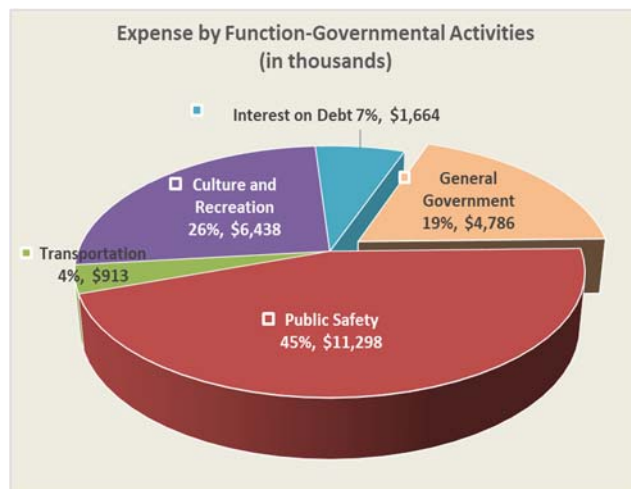
The chart below reveals the Town's revenue sources by account type. Approximately 48.4% of the revenues come from property taxes; 9.3% comes from investment earning; 4.7% comes from grants and contributions, 18.3% are charges for services and approximately 19.3% is generated from other non-ad valorem revenues and state and local option taxes such as business tax, tourist development tax, sales tax and gas taxes.

- Property taxes include \$12.2 million to support General Fund operations and capital costs and \$3.1 million for debt payments related to beach renourishment and facilities.
- Capital grants and contributions include \$883,000 for federal and state grants related to Tropical Storm Debby and Hurricane Hermine and \$120,000 from Sarasota County for the site preparation of an outdoor venue. While the Town physically received \$7.6 million in beach grants during fiscal year 2019, \$7.1 million was recognized in the prior fiscal year. Capital grants can fluctuate between fiscal years depending on the availability of grant funding and the need for capital improvements.
- Charges for services include fees for emergency medical services, fire inspections, zoning fees, recreation and Tennis Center sales. It also includes special non ad-valorem assessments associated with the Utility Undergrounding projects (Gulf of Mexico Drive and Remaining Neighborhoods). The increase of \$1.4 million was related to tennis sales, EMS services and assessments received for the GMD and Neighborhood Undergrounding projects.
- Investment income increased \$2.7 million from the prior year due to the rising interest rate environment and increased cash balances predominantly from bond proceeds.
- Transfers In are reimbursements from the Building and Utility Fund to the General Fund for direct and indirect costs expensed within the General Fund such as salaries, legal, and other administrative costs.



Expenses-Governmental Activities:

The display shown below on the left reflects that within governmental activities Public Safety makes up 45% of the expenses followed by Culture and Recreation 26%, General Government 19%, and Transportation 4%. It is important to remember that these expenses include items not normally budgeted, such as depreciation of capital assets, the disposal of capital assets, the change in compensated absence accruals for vacation and sick pay and net pension and OPEB (other post-employment benefit) costs. The chart at the right shows a further breakdown of general government expenses by department, using a prorated allocation of these costs.



Town of Longboat Key, Florida

Management's Discussion and Analysis

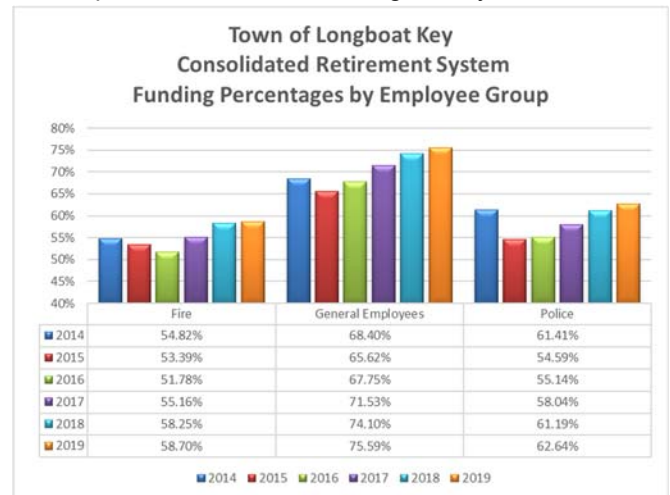
September 30, 2019

Fiduciary Funds

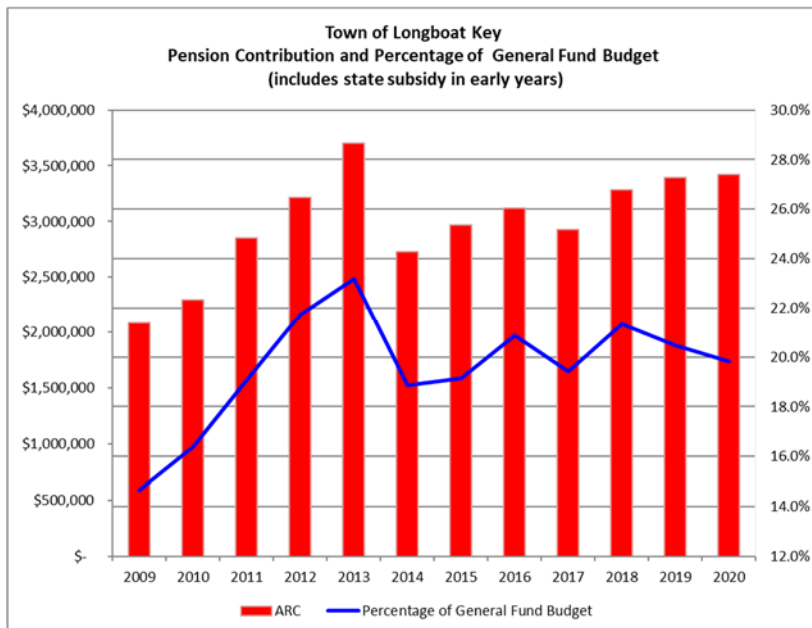
The Town of Longboat Key uses fiduciary funds to account for resources held for the benefit of parties outside Town government. Examples of the Town's fiduciary funds are the funds used to account for the Town's Consolidated Retirement System. Although these funds are presented in the fund set of statements, they do not appear in the government-wide financial statements because the resources of fiduciary funds are not available to support the Town of Longboat Key government's own programs. The accounting used for fiduciary funds is much like that used for proprietary funds. These funds are presented on pages 30 and 31 of this report.

The Town of Longboat Key accounts for three individual pension plans as a Consolidated Retirement System Trust Fund including police officers, firefighters, and general employees. The Town's pension was frozen during fiscal year 2014, which means that employees no longer accrue any benefits after the date of freeze. The accrued benefits they have earned prior to the freeze date are guaranteed and the pension plan will continue to exist until the final benefit payments are made.

Due to the implementation of GASB Statements 67 and 68, we report data in our financial statements that was measured in the prior year, ending on September 30, 2018. The combined pension plan net position restricted for pension benefits, measured on September 30, 2018, is \$37.1 million. By the end of fiscal year 2019, the net position increased to \$37.5 million, due to favorable portfolio returns. The Net Position is defined as the fair market value of investments less amounts due for administrative fees and other payables. The above chart reflects positive growth in the net position over time.



Based on the October 1, 2018, valuation, the Consolidated Retirement System is 60.01% funded (58.25% funded for firefighters, 61.19% funded for police officers and 74.10% funded for general employees). These percentages have increased based on October 1, 2019, valuation to 63.71% (58.70% funded for firefighters, 62.64% funded for police officers and 75.59% funded for general employees). The past six year of funding percentages for each employee group are presented above.



In lieu of the defined benefit plan, the police officers and general employees were enrolled in a Town sponsored defined contribution (401a) plan and the firefighters are members of the Florida Retirement System (FRS).

The following provides an additional perspective on pension expenses:

- The Town's combined required pension contribution in fiscal year 2019 for all three plans was \$3.4 million (approximately 20.5% of the total General Fund Budget).
- The Town's contributions to the Florida Retirement System for Firefighters was \$632,350.
- The \$21.9 million Consolidated Town Net Pension Liability (NPL) is slightly less than one and one-half times the General Fund budget.
- The Town's share of the Florida Retirement System's NPL is another \$6.2 million.

Town of Longboat Key, Florida
Management's Discussion and Analysis
September 30, 2019

The provisions of GASB Statement No. 68 *Accounting and Financial Reporting for Pensions*, which became effective in fiscal year 2016, requires the inclusion of unfunded pension liabilities to be recorded in the Town's financial statements. The implementation did not cause contributions to increase but has a significant negative effect on the Town's financial net position.

Net Pension Liability with Measurement Date as of September 30, 2018

	<u>General Employees</u>	<u>Police Officers</u>	<u>Fire Fighters</u>	<u>Combined</u>
Total Pension Liability	\$ 14,919,372	\$ 12,205,770	\$ 31,811,911	\$58,937,053
Plan Fiduciary Net Position	(11,055,870)	(7,469,118)	(18,530,550)	(37,055,538)
Net Pension Liability	<u>\$ 3,863,502</u>	<u>\$ 4,736,652</u>	<u>\$ 13,281,361</u>	<u>\$21,881,515</u>
Plan Fiduciary Net Position as a Percentage of Total Pension Liability	74.10%	61.19%	58.25%	62.87%

The Town implemented the provisions of GASB Statement No. 67, *Financial Reporting for Pension Plans – an amendment of GASB Statement no. 25*, which significantly changed the disclosures required related to the plans. What used to be referred to as the funding ratio is now referred to as the *Plan Fiduciary Net Position as a Percentage of Total Pension Liability*.

Governmental Funds

The focus of the Town's Governmental funds is to provide information on near-term inflows, outflows, and balances of spendable resources. In assessing the Town of Longboat Key's financing requirements, unassigned fund balance is a particularly useful measure of net resources available for spending at the end of the fiscal year. The governmental fund types include the General Fund, Special Revenue, Debt Service, and Capital Projects Funds.

The Town of Longboat Key's governmental funds reported combined fund balances of \$70,331,634 for 2019 and \$24,422,795 for 2018 (an increase of \$45,908,839). Of the total fund balance, \$105,889 is nonspendable, \$50,154,747 is restricted, \$12,984,654 is assigned and \$7,086,344 is unassigned.

Below is a summary of changes in fund balances for governmental funds:

Town of Longboat Key - Governmental Funds Change in Fund Balance

	<u>2018</u>	<u>2019</u>	<u>Increase (Decrease)</u>
General Fund	\$ 8,375,713	\$ 10,032,514	\$ 1,656,801
GMD Assessments Fund	138,841	233,211	94,370
Neighborhood Assessments Fund	-	(180,238)	(180,238)
General Obligation Beach Bonds Fund	177,452	226,993	49,541
Beach Nourishment Capital Project Fund	3,534,271	11,523,235	7,988,964
GMD Undergrounding Capital Project Fund	54,328	16,377,715	16,323,387
Neighborhood Undergrounding Capital Project Fund	-	19,985,983	19,985,983
Nonmajor Governmental Funds	12,142,190	12,132,221	(9,969)
	<u>\$ 24,422,795</u>	<u>\$ 70,331,634</u>	<u>\$ 45,908,839</u>

Major Governmental Funds

The Town of Longboat Key reports six major funds: General Fund, GMD Assessments Fund, Neighborhood Assessments Fund, General Obligation Beach Bonds Fund, Beach Nourishment Capital Project Fund, the GMD Undergrounding Capital Project Fund and the Neighborhood Undergrounding Capital Project Fund. To be classified as a major fund, a fund must report at least 10% of the Town's total governmental funds' assets, liabilities, revenues or expenses, and must report at least 5% of the Town's total governmental funds' plus enterprise funds' total assets, liabilities, revenues or expenses. The 10% and 5% tests must be passed for the same element (e.g. for assets) and the tests need only be passed for one of the four elements.

Town of Longboat Key, Florida
Management's Discussion and Analysis
September 30, 2019

General Fund. The General Fund is the chief operating fund of the Town and accounts for the majority of general governmental activities. General Fund activities directly impact property taxes, which are the fund's largest revenue source. The next several pages highlight General Fund activity and budget highlights.

At September 30, 2019, total fund balance in the General Fund was \$10,032,514, of which \$7,270,861 was unassigned. As a measure of the General Fund's liquidity, total fund balance and unassigned fund balance are 65.8% and 47.7% of total expenditures (excluding capital outlay), respectively, for fiscal year 2019 as compared to 55.3% and 36.6% for the prior fiscal year. Property values increased by 4.0% and the mill rate remained flat at 2.1144.

Gulf of Mexico Drive (GMD) Assessments Fund. The GMD Undergrounding Assessments Fund is a special revenue fund that accounts for the collection of non-ad valorem assessments, collected annually by the County Tax Collectors, based on the methodology approved by Resolution 2017-03 on January 4, 2017. A general Notice of Assessment lien was recorded, following the bond validation, in May of 2017. These assessments will be restricted for project costs and/or debt service payments associated with Undergrounding Utilities along Gulf of Mexico Drive. A receivable for the assessment in the amount of \$15,485,517 was recorded as of September 30, 2019.

Neighborhood Assessments Fund. The Neighborhood Undergrounding Assessments Fund is a special revenue fund that accounts for the collection of non-ad valorem assessments, collected annually by the County Tax Collectors, based on the methodology approved by Resolution 2017-18 on November 13, 2017. A general Notice of Assessment lien was recorded, following the bond validation, in April of 2018, with the first annual assessments showing on the November 2018 tax bills. These assessments will be restricted for project costs and/or debt service payments associated with Undergrounding Utilities in the remaining neighborhoods and side streets. A receivable for the assessment in the amount of \$13,607,968 was recorded as of September 30, 2019.

General Obligation Beach Bonds Fund. The General Obligation Beach Bonds Fund accounts for the property tax collections to pay for project costs or annual debt service payment on bonds related to the Beach Renourishment Project. The mill rate imposed was .7002 for Beach Erosion Control District A and .1750 for Beach Erosion Control District B. The Town borrowed \$10.7 million on June 10, 2016, requiring \$2.8 million in annual payments, with a final payment in fiscal year 2020, at which time the two Districts will sunset.

Beach Nourishment Capital Project Fund. The Beach Nourishment Capital Project Fund was created to account for the revenue sources and expenses associated with cyclical sand replacement, maintenance, dredging and reconstructing beach structures along the Town's Gulf of Mexico coastline. During fiscal year 2019, the Comprehensive Beach Management Plan was updated and a Beach Financial Model created to plan the funding for the construction of five permeable groins and island wide nourishment estimated to take place in fiscal years 2021 and 2022. The Town's beaches are the Key's most important asset. The Beach Management Plan provides for the development of methods which will reduce or minimize erosion, seek out sand sources, provide for periodic sand replenishment and develop funding alternatives.

GMD Undergrounding Capital Project Fund. The GMD Undergrounding Capital Project, originally authorized at \$25,250,000, was created to account for the bond proceeds, assessments, and expenses associated with undergrounding utilities along Gulf of Mexico Drive. The Town collected 22.4% of the project cost in prepayments and the remaining is being collected over 30 years in annual assessments, which reduced the amount of the borrowing. A balance of \$5 million in assessments collected is recorded as unearned revenue until the project expenditures are incurred. Approximately 16% of the project is completed through fiscal year 2019 and expected to continue for 3 ½ years.

Neighborhood Undergrounding Capital Project Fund. The Neighborhood Undergrounding Capital Project, originally authorized at \$23,850,000, was created to account for the bond proceeds, assessments, and expenses associated with undergrounding utilities in the remaining neighborhoods. The Town collected 20.3% of the project cost up front and the remaining is being collected over 30 years in annual assessments, which reduced the amount of the borrowing. A balance of \$617,530 in assessments collected is recorded as unearned revenue until the project expenses are incurred. Approximately 19% of the project is completed through fiscal year 2019. The construction for both the GMD and Neighborhood projects will take place simultaneously with the anticipated completion in the Winter of 2023.

Town of Longboat Key, Florida
Management's Discussion and Analysis
September 30, 2019

Fund Balance – Governmental Funds

The *nonspendable* fund balance of \$105,889 represents amounts, which cannot be spent such as prepaid items, fuel inventory and merchandise for resale at the Tennis Center.

Restricted fund balances of \$50,154,747, are amounts that can be spent only for specific purposes stipulated by: (a) external resource providers such as creditors (by debt covenants), grantors, contributors, or laws or regulations of other governments; or (b) imposed by law through constitutional provisions or enabling legislation.

Assigned fund balance of \$12,984,654 includes spendable fund balance amounts established by management of the Town that are intended to be used for specific purposes. Intent is expressed by the Town Commissioners or a body or official to which the Town Commissioners have delegated authority, which is the Town Manager, to assign amounts to be used for specific purposes. Appropriations of existing fund balances to eliminate deficits in a future budget and encumbrances (open purchase orders) are also considered assignments of fund balances.

Unassigned fund balance is the residual classification for the General Fund. The balance of \$7,086,344 represents the Town's amount available for any other purpose.

General Fund Budgetary Highlights

The detailed line item budget can be found on page 73 to 77 of the Required Supplementary Information (RSI) section which provides the original budget, the final budget after amendments, and the actual revenues received and expenditures incurred.

	Budget Amendments		
	Original	Final	Increase (Decrease)
Revenue	\$ 16,500,445	\$ 16,500,445	\$ -
Expenditures	\$ 16,513,833	\$ 16,620,577	\$ 106,744 ¹
Use of Fund Balance	\$ (13,388)	\$ (120,132)	\$ (106,744)

¹ Carryover of Open Purchase Orders from Fiscal Year 2017-2018 Budget

During the year, the Town amended the Original Budget to carryover the open purchase orders from the prior fiscal year, in the amount of \$106,744, from assigned fund balance. The amendments were made to the original line items the purchase orders were encumbered against.

The Town annually budgets a Contingency line item in the budget. This is a budgetary form of emergency money, similar to the Town's unassigned fund balance, or as some may call it, the rainy day fund. These funds may be used at a government's discretion to address emergencies and unanticipated costs throughout the fiscal year. They provide flexibility to respond to unexpected emergencies without utilizing fund balance reserves and may help a government achieve its goals and initiatives. This account also ensures that a government has an ability to cover service costs and address unpredictable revenue fluctuations, which could occur during the budget year. The Town had budgeted \$250,000 for general contingency and \$100,000 for Red Tide cleanup. The amount spent on red tide clean up during the fiscal year was minimal.

During the year, actual revenues exceeded budgetary estimates by \$601,995 primarily due to these factors:

- Grant revenues. Hurricane IRMA reached South Florida on September 9, 2017. Finance began the submission process for FEMA reimbursement, immediately commencing with the emergency declaration. The total grant received and partially accrued in fiscal year 2019 was \$394,371.
- Investment Earnings. The Town pools all of its cash and purchases investments in collaboration with the Town's Investment Advisor. The allocation of the earnings is based on equity of each fund's cash balance in the pool. Earnings have increased based on larger cash balances and impacts of federal fund rate changes. In 2018, there

Town of Longboat Key, Florida
Management's Discussion and Analysis
September 30, 2019

were four increases of 25 basis points followed by three decreases of 25 basis points. Investment earnings includes both realized gains (losses) and mark to market adjustments, which produced a \$213,233 favorable variance in the General Fund. The Town does not budget for Unrealized gains and losses.

- *Sale of Capital Assets* We realized \$29,668 on the auction of capital assets including a Bucket truck, Chipper trailer and Bobcat excavator and two Ford vehicles.
- *Charges for Services* We collected \$27,075 more than anticipated for EMS ambulatory services.

During the year, expenditures were below budgetary estimates by \$1,174,938 primarily due to these factors:

- *Legal* – The legal budget was originally lowered from the prior fiscal year; however, litigation and labor negotiations came in lower than expected. \$164,465 of legal funds remained unspent.
- *Town Clerk* – An employee opted out of insurance coverage and additional election/advertising costs were not needed in fiscal year 2019 causing a surplus of \$37,110.
- *Finance* – The Finance Department has an employee who opted out of health insurance, \$16,674 surplus.
- *Planning and Zoning* – The original budget of \$105,000 for professional services exceeded the needs of the department by \$73,000 for the Zoning Code rewrites.
- *General Services* – The Town annually budgets professional consulting services for town manager special projects that may be required during the year. No projects were requested resulting in \$57,192 of savings. In addition, a \$33,964 surplus remained for the Town's liability, auto and property insurances.
- *Contingency* – \$349,361 of Contingency funds remained.
- *Police Dept* – \$91,985 Remained due to vacancies during the year.
- *Fire Dept* – \$82,290 remained in various line items representing 1.2% of total Fire Department budget of \$6.9 million.
- *Streets* – The retirement of an employee that was anticipated never took place, therefore retiree payouts remained in the budget \$39,571.

(Remainder of page intentionally left blank)

Town of Longboat Key, Florida
Management's Discussion and Analysis
September 30, 2019

Below is a comparison between the two fiscal years.

Town of Longboat Key General Fund Budgetary Basis				
	2018	2019	Increase (Decrease)	Note
Revenues:				
Property taxes	\$ 11,721,582	\$ 12,197,308	\$ 475,726	1
Other taxes	128,155	122,760	(5,395)	
Licenses and Permits	21,292	16,468	(4,824)	
Intergovernmental	1,359,240	1,359,265	25	
Charges for services	406,663	421,521	14,858	
Franchise fees	889,701	715,947	(173,754)	2
Fines and miscellaneous	166,563	160,360	(6,203)	
Grants	3,908	394,371	390,463	3
Income on investments	98,517	392,885	294,368	4
Other financing sources	1,660,939	1,321,555	(339,384)	5
Total Revenues	16,456,560	17,102,440	645,880	
Expenditures:				
General government	4,404,222	4,470,806	66,584	6
Public safety	9,869,864	9,927,136	57,272	6
Transportation	658,887	608,797	(50,090)	7
Culture and recreation	215,615	237,457	21,842	6
Capital outlay/transfers to capital	201,660	201,443	(217)	
Total Expenditures	15,350,248	15,445,639	95,391	
Net Change in Fund Balance	\$ 1,106,312	\$ 1,656,801	\$ 550,489	

Notes:

- 1 - Increase in property values of 4% produced additional tax revenue.
- 2 - Fiscal year 2018 had 13 months of electric franchise fee revenue recorded instead of 12 months as shown in fiscal year 2019 due to an error in the accrual. Franchise fees are sent 2 1/2 months in arrears.
- 3 - The Town received and accrued FEMA reimbursements for Hurricane IRMA which occurred in September 2017.
- 4 - Rising available cash balances and interest rates have contributed to growth in investment earnings.
- 5 - Discontinued transfers in from the Road & Bridge Fund by \$300,000 to build up funds for Street Projects.
- 6 - Police and Fire employees received 3.5% and 4.0% average wage increases, respectively. General Employees increases are merit based but averaged 3.35%.
- 7 - Streets Department has a reduction in costs due a retirement payout in fiscal year 2018 and also experienced decreases in Repairs and Maintenance costs for Right of Way.

Capital Assets

Our financial statements present capital assets in two groups: those assets subject to depreciation, such as equipment or operational facilities and those assets not subject to depreciation such as land and construction-in-progress.

The Town of Longboat Key's investment in capital assets for both governmental and business-type activities, net of accumulated depreciation at September 30, 2019, totaled \$91.2 million while September 30, 2018, totaled \$90.5 million.

This investment in capital assets, both purchased and donated, includes land, buildings and systems, improvements, machinery and equipment, parks, roads, and drainage structures. The Town invested an additional \$1,612,261 in new capital assets and \$4,689,744 for Construction in Progress for Governmental activities. The Town invested an additional \$3,029,488 in new capital assets and \$222,127 in Construction in Progress for Business-type Activities.

Town of Longboat Key, Florida
Management's Discussion and Analysis
September 30, 2019

Some of the major capital asset purchases, excluding construction in progress, during the current fiscal year include the following:

Governmental Activities:

• Street Resurfacing	\$511,225
• Emergency sand placement	110,470
• Public Safety Equipment	119,672
• Bucket Truck	117,925
• Audio Video System Commission Chambers	70,736
• Pickup Trucks (2)	57,257
• Chipper	46,768
• Police Vehicles (2)	48,040

Business Activities:

• Emerald Harbor Utility Upgrades	\$2,896,615
• Lift Station Rehabs (incl. 3A, 3D, 4E, 5A, 9D)	814,301
• Subaqueous Pipeline and Transmission improvements	564,249
• Meters and Pumps	125,349
• Crane Truck	98,479
• Mini Excavator	46,637
• Portable Generator	41,330

Major assets still under construction include the GMD and Neighborhood Utility Undergrounding, Fire Station improvements, reconstruction of the Emerald Harbor subdivision (water, sewer and streets) and other Drainage and Stormwater remediation.

Below is a summary of the change in capital assets, net of depreciation for fiscal year 2019:

Capital Assets Net of Accumulated Depreciation (in thousands)				
Governmental Activities				
	2018	2019	Increase (Decrease)	Percent
Land	\$ 27,506	\$ 27,509	\$ 3	0.0%
Buildings	4,476	4,198	(278)	-6.2%
Streets and roadways	1,248	1,546	298	23.9%
Improvements other than buildings	22,522	17,664	(4,858)	-21.6%
Vehicles and other equipment	3,074	2,772	(302)	-9.8%
Construction in progress	4,023	8,681	4,658	115.8%
Total	\$ 62,849	\$ 62,370	\$ (479)	-0.8%
Business Activities				
	2018	2019	Increase (Decrease)	Percent
Land	\$ 1,794	\$ 1,794	\$ -	0.0%
Buildings	147	122	(25)	-17.0%
Improvements other than buildings	22,148	24,732	2,584	11.7%
Vehicles and other equipment	1,877	1,897	20	1.1%
Construction in progress	1,720	268	(1,452)	-84.4%
Total	\$ 27,686	\$ 28,813	\$ 1,127	4.07%

Additional information on the Town of Longboat Key's capital assets can be found in Note 4 of this report.

Town of Longboat Key, Florida
Management's Discussion and Analysis
September 30, 2019

Long-Term Debt

At September 30, 2019, the Town of Longboat Key had total bonded debt outstanding of \$52,058,908 consisting of \$280,000 for Facilities Bonds, \$15,765,000 GMD Undergrounding Revenue Bonds, \$18,660,000 Neighborhood Undergrounding Revenue Bonds, \$2,750,761 Beach Renourishment Bonds, \$5,655,000 Fire Station Improvement Bonds, \$5,956,904 for Water and Wastewater Improvement Bonds, and \$2,983,156 is for the Water and Sewer State Revolving Fund Loans. The net Original issue Discount and Premiums total \$8,087. During the year, the Town issued debt for both Undergrounding projects and refinanced the Water and Sewer 2009 general obligation bonds resulting in an economic savings of \$53,983.

	Outstanding Debt		
	2018	2019	Increase (Decrease)
General obligation bonds	\$ 18,340,885	\$ 49,067,665	\$ 30,726,780
Original issue discount	-	(214,669)	(214,669)
Premium	237,591	222,756	(14,835)
Notes payable	3,199,980	2,983,156	(216,824)
Total	<u>\$ 21,778,456</u>	<u>\$ 52,058,908</u>	<u>\$ 30,280,452</u>

On August 9, 2018, S&P Global Ratings assigned the Town an AA+ rating for its Series 2018 general obligation bonds. This was an increase of two levels since the Town's last bond rating in April of 2010. The ratings reflect the strength of the financial condition of the Town of Longboat Key and its management. On December 6, 2018, S&P Global Ratings assigned the Town an AA+ rating for its special assessment revenue bonds (undergrounding projects) and affirmed its AA+ rating on the the Town's general obligation (GO) bonds.

Other obligations, totaling \$31,306,308, include net pension liability, the implicit rate subsidies for retiree medical costs and accrued vacation pay and sick leave. More detailed information about the Town's long-term liabilities is presented in Note 5 and Note 11 of the financial statements.

Beach Construction and Nourishment. On October 1, 2019, the Town Commission unanimously adopted a Comprehensive Beach Management Plan which includes a five-year \$47.5 million spending plan, which includes but is not limited to, the construction of five permeable groins on the north end of the Key and \$25 million of island wide sand placement. Subsequently, the Town adopted Ordinance 2019-13, on December 2, 2019, providing for a bond referendum to be held on March 17, 2020, asking all registered voters to decide on the issuance of up to \$34,500,000 in bonds to be repaid, not exceeding eight years from ad valorem taxes. The Town anticipates additional funding sources and other cost savings that will likely reduce the actual borrow amount to an estimated \$28,500,000.

Undergrounding Utilities. The Town is in the process of undergrounding electrical, communications, fiber optics, and other utilities including the installation of street lighting island wide. The Town split the undergrounding project into two separate referendums. On November 3, 2016, the Town's electors voted to authorize the Town's borrowing of up to \$25,250,000 for undergrounding Gulf of Mexico Drive including Binnacle Point in Spanish Main and on Broadway Street. The second referendum held March 15, 2017, authorized the borrowing of and additional \$23,850,000 to underground the remaining neighborhood side streets and install fiber optics in already undergrounded areas. The Town is funding the debt with Non-Ad valorem assessments over thirty years. The Town issued debt associated with the Undergrounding projects on December 31, 2018.

The constitution of the State of Florida sets no debt limit for municipalities. The Town maintains a "pay as you go" policy for most capital purchases. The Town of Longboat Key will issue debt only for the purposes of constructing or acquiring large nonrecurring permanent capital improvements and for making major renovations to existing capital improvements that are included within the Town's Capital Improvement program. The only exception to the above would involve entering into long-term leases as described above when it is cost justifiable to do so or to fund emergency projects that are not included within the Town's Capital Improvement program. All capital improvements financed through the issuance of debt will be financed for a period not to exceed the useful life of the improvements, but in no event to exceed 30 years. Additional information on general obligations bonds can be found in Note 5 of the financial statements.

Economic Factors and Next Year's Budgets and Rates

According to the Florida Office of Economic and Demographic Research (February 24, 2020) Economic Overview, Florida's real gross domestic product (GDP), currently at 3.2%, will begin to show a slowing growth of 2.5% in fiscal year 2020 and then a continued decline to 1.6% through fiscal year 2024. Personal income growth has been strong with annual growth rates exceeding the national average, however, Florida's average wage still remains low as compared to the U.S. average, at 88.5%. The state's unemployment rate shows an overall improvement from the prior year with an actual rate of 3.0% compared to the national rate of 3.5% (December 2019).

Florida is currently the third most populous state, behind California and Texas, with population growth expected to continually slow to 1.34%, but still average 1.5% over the next five years. Existing home sales volume in each of the last six calendar years (2014 through 2019) exceeded the 2005 peak year, with 2019 at a significantly higher level of activity.

Florida tourism is a major component of the state's economy and state sales tax revenue relies heavily on strong tourism growth. Currently, tourism losses pose the greatest potential risk to the economic outlook. Disease outbreaks, natural, or manmade disaster have shown that tourism demand is very sensitive to such events.

The national economy is back to normal on almost all levels, however, financial conditions are increasingly volatile over tariffs, rising concerns regarding growth abroad, and the recent outbreak of the coronavirus and its potential impacts globally. By the close of fiscal year 2019, most measures of the Florida economy had returned or surpassed their prior peaks.

Sarasota County construction for retail and development has been very active over the past four years which is changing the face of Downtown Sarasota. Hotel, office, residential and mixed-use projects that offer a variety of urban amenities and price points are attracting new residents and businesses, along with increasing visitor opportunities. Along with the build out comes a new level of traffic congestion; bumper to bumper cars and standstill traffic often surrounding the new roundabouts and other road improvements.

The Town's fiscal year 2020 budget incorporated a focus on Town Commission prioritized initiatives, which includes managing the construction of undergrounding utilities, construction of an outdoor venue at the Town Center, advocating for the implementation of Barrier Island Traffic Study improvements, updating the Comprehensive Beach Management Plan and develop funding strategies and fund and initiate phase 2 of the Sea Level Rise study. Long-term debt strategies will be developed for fiscal year 2020 and beyond. There will be an increased focus of the core services for the Town in future budget plans intended to ease the stress of future debt associated with major capital projects.

Factors considered in preparing The Town of Longboat Key's budget for the fiscal year 2020 included:

- No increase in General Fund operating millage.
- Continue to monitor and evaluate rate and fee structures.
- Keep operating budgets flat.
- Maintaining publicly visible service levels.
- Continue to seek more efficient methods of accomplishing the mission.
- Carefully consider new project and initiative impacts.
- Identify stressed funds and develop viable funding strategies using forecasting models.
- Maintain support for five-year Capital Improvement Plan (CIP) for scheduled vehicle replacement, facility and infrastructure improvements.
- Meet reserve policy requirements (90 days of reserves).
- Maintain the Budget Stabilization Reserve, established in fiscal year 2019, for future economic downturn.

The final assessed values for real and personal property had increased 3.99% percent for the fiscal year 2019 budget and 3.62% for the fiscal year 2020 budget. These values are used to determine the ad valorem tax revenue to be received. All of these factors were considered in preparing the Town's budget for fiscal year 2020. The Town has maintained an operating millage rate of 2.1144 for the past four years including fiscal year 2020.

Town of Longboat Key, Florida
Management's Discussion and Analysis
September 30, 2019

Requests for Information

This financial report is designed to provide a general overview of The Town of Longboat Key Government's finances for all those with an interest in our government's finances. Questions concerning any of the information provided in this report or requests for additional financial information may be addressed to Susan L. Smith, CGFO, Finance Director, Town of Longboat Key, at 501 Bay Isles Road, Longboat Key, Florida, 34228 or by phone at (941) 316-6882. We also recommend that you visit our website at www.longboatkey.org for further information.

Basic Financial Statements

THIS PAGE INTENTIONALLY LEFT BLANK

TOWN OF LONGBOAT KEY, FLORIDA

STATEMENT OF NET POSITION SEPTEMBER 30, 2019

	Governmental Activities	Business-type Activities	Total
Assets			
Cash and cash equivalents	\$ 32,247,117	\$ 5,242,053	\$ 37,489,170
Investments	44,194,583	9,002,687	53,197,270
Accounts receivables, net	29,331,526	789,286	30,120,812
Accrued income	118,464	44,775	163,239
Due from other governments	1,983,301	-	1,983,301
Prepaid items	7,918	-	7,918
Inventory	97,971	75,502	173,473
Restricted asset, cash and cash equivalents	-	1,713,408	1,713,408
Capital assets			
Non-depreciable	36,190,167	2,061,776	38,251,943
Depreciable, net	26,180,018	26,750,831	52,930,849
Total assets	<u>170,351,065</u>	<u>45,680,318</u>	<u>216,031,383</u>
Deferred Outflows of Resources			
Deferred outflows - pensions	6,090,916	184,041	6,274,957
Deferred outflows - OPEB	259,866	31,295	291,161
Total deferred outflows of resources	<u>6,350,782</u>	<u>215,336</u>	<u>6,566,118</u>
Liabilities			
Accounts payable	1,302,518	793,440	2,095,958
Accrued liabilities	829,814	141,396	971,210
Due to other governments	65,000	-	65,000
Customer deposits payable	-	261,740	261,740
Unearned revenue	35,239,041	-	35,239,041
Noncurrent liabilities			
Due within one year	4,462,169	482,357	4,944,526
Due in more than one year	68,775,918	9,644,762	78,420,680
Total liabilities	<u>110,674,460</u>	<u>11,323,695</u>	<u>121,998,155</u>
Deferred Inflows of Resources			
Deferred inflows - pensions	947,167	54,388	1,001,555
Deferred inflows - OPEB	57,461	6,920	64,381
Total deferred inflows of resources	<u>1,004,628</u>	<u>61,308</u>	<u>1,065,936</u>
Net position			
Net investment in capital assets	58,787,253	19,872,547	78,659,800
Restricted for			
Capital projects	16,824,730	-	16,824,730
Debt service	523,548	274,362	797,910
Connection fees	-	1,439,046	1,439,046
Unrestricted	(11,112,772)	12,924,696	1,811,924
Total net position	<u>\$ 65,022,759</u>	<u>\$ 34,510,651</u>	<u>\$ 99,533,410</u>

The accompanying notes to financial statements are an integral part of this statement.

TOWN OF LONGBOAT KEY, FLORIDA
STATEMENT OF ACTIVITIES
FOR THE YEAR ENDED SEPTEMBER 30, 2019

	Program Revenues			Net (Expense) Revenue and Changes in Net Position			
	Expenses	Charges for Services	Operating Grants and Contributions	Capital Grants and Contributions	Governmental Activities	Business-type Activities	Total
Functions/programs							
Governmental activities							
General government	\$ 4,785,548	\$ 45,790	\$ -	\$ -	\$ (4,739,758)	\$ -	\$ (4,739,758)
Public safety	11,298,115	375,146	412,779	7,497	(10,502,693)	-	(10,502,693)
Transportation	912,741	64,870	-	-	(847,871)	-	(847,871)
Culture/recreation	6,437,819	691,257	46,094	1,033,012	(4,667,456)	-	(4,667,456)
Physical environment	-	4,585,813	-	-	4,585,813	-	4,585,813
Interest on long-term debt	1,663,826	-	-	-	(1,663,826)	-	(1,663,826)
Total governmental activities	25,098,049	5,762,876	458,873	1,040,509	(17,835,791)	-	(17,835,791)
Business-type activities							
Water and sewer	7,513,461	8,342,704	-	-	-	829,243	829,243
Building department	1,060,745	1,526,856	-	-	-	466,111	466,111
Total business-type activities	8,574,206	9,869,560	-	-	-	1,295,354	1,295,354
Total primary government	\$ 33,672,255	\$ 15,632,436	\$ 458,873	\$ 1,040,509	(17,835,791)	1,295,354	(16,540,437)
General revenues							
Property taxes					15,285,129	-	15,285,129
Gas taxes					405,427	-	405,427
Sales taxes					1,680,821	-	1,680,821
Unrestricted state revenue sharing					586,869	-	586,869
Franchise fees					1,015,947	-	1,015,947
Business tax					122,760	-	122,760
Tourist tax					804,869	-	804,869
Investment earnings					2,932,252	464,116	3,396,368
Miscellaneous					130,733	-	130,733
Gain on sale of capital asset					29,668	-	29,668
Transfers					1,297,787	(1,297,787)	-
Total general revenues and transfers					24,292,262	(833,671)	23,458,591
Change in net position					6,456,471	461,683	6,918,154
Net position, beginning of year					58,566,288	34,048,968	92,615,256
Net position, end of year					\$ 65,022,759	\$ 34,510,651	\$ 99,533,410

The accompanying notes to financial statements are an integral part of this statement.

TOWN OF LONGBOAT KEY, FLORIDA

**BALANCE SHEET
GOVERNMENTAL FUNDS
SEPTEMBER 30, 2019**

	General Fund	GMD Assessments Fund	Neighborhoods Assessments Fund	General Obligation Beach Bonds Fund	Beach Nourishment Capital Project Fund	GMD Undergrounding Capital Project Fund	Neighborhoods Undergrounding Capital Project Fund	Nonmajor Governmental Funds	Total Governmental Funds
Assets									
Cash and cash equivalents	\$ 4,391,239	\$ 235,458	\$ 28,135	\$ 94,399	\$ 4,786,235	\$ 9,291,799	\$ 8,840,004	\$ 4,579,848	\$ 32,247,117
Investments	5,915,189	317,327	37,917	127,222	6,450,416	12,522,573	11,913,688	6,910,251	44,194,583
Accounts receivable, net	238,041	15,485,517	13,607,968	-	-	-	-	-	29,331,526
Accrued income	29,270	1,215	460	5,065	20,244	15,028	11,000	36,182	118,464
Due from other governments	285,783	2,496	2,585	307	733,566	-	-	958,564	1,983,301
Inventory	6,250	-	-	-	-	-	-	91,721	97,971
Prepaid items	7,918	-	-	-	-	-	-	-	7,918
Total assets	<u>\$ 10,873,690</u>	<u>\$ 16,042,013</u>	<u>\$ 13,677,065</u>	<u>\$ 226,993</u>	<u>\$ 11,990,461</u>	<u>\$ 21,829,400</u>	<u>\$ 20,764,692</u>	<u>\$ 12,576,566</u>	<u>\$ 107,980,880</u>
Liabilities, deferred inflows of resources, and fund balances									
Liabilities									
Accounts payable	\$ 231,062	-	-	-	\$ 122,125	\$ 496,279	\$ 161,179	\$ 291,873	\$ 1,302,518
Accrued liabilities	555,361	-	-	-	-	-	-	16,272	571,633
Due to other governments	-	-	-	-	-	-	-	65,000	65,000
Unearned revenue	-	15,808,802	13,857,303	-	-	4,955,406	617,530	-	35,239,041
Total liabilities	<u>786,423</u>	<u>15,808,802</u>	<u>13,857,303</u>	<u>-</u>	<u>122,125</u>	<u>5,451,685</u>	<u>778,709</u>	<u>373,145</u>	<u>37,178,192</u>
Deferred inflows of resources									
Unavailable revenue	<u>54,753</u>	<u>-</u>	<u>-</u>	<u>-</u>	<u>345,101</u>	<u>-</u>	<u>-</u>	<u>71,200</u>	<u>471,054</u>
Fund balances									
Nonspendable	14,168	-	-	-	-	-	-	91,721	105,889
Restricted	-	233,211	-	226,993	11,220,411	14,384,670	12,865,432	11,224,030	50,154,747
Assigned	2,747,485	-	-	-	302,824	1,993,045	7,120,551	820,749	12,984,654
Unassigned	7,270,861	-	(180,238)	-	-	-	-	(4,279)	7,086,344
Total fund balances (deficit)	<u>10,032,514</u>	<u>233,211</u>	<u>(180,238)</u>	<u>226,993</u>	<u>11,523,235</u>	<u>16,377,715</u>	<u>19,985,983</u>	<u>12,132,221</u>	<u>70,331,634</u>
Total liabilities, deferred inflows of resources, and fund balances	<u>\$ 10,873,690</u>	<u>\$ 16,042,013</u>	<u>\$ 13,677,065</u>	<u>\$ 226,993</u>	<u>\$ 11,990,461</u>	<u>\$ 21,829,400</u>	<u>\$ 20,764,692</u>	<u>\$ 12,576,566</u>	
Amounts reported for governmental activities in the statement of net position are different because:									
Capital assets used in governmental activities are not financial resources and, therefore, are not reported in the funds.								119,444,307	
Governmental capital assets									
Accumulated depreciation								(57,074,122)	62,370,185
Other long-term assets are not available to pay for current-period expenditures, and therefore, are unavailable in the funds.									471,054
Deferred outflows and deferred inflows are not expected to be liquidated with expendable available financial resources and, therefore are not reported in the funds									
Deferred outflows - OPEB								259,866	
Deferred inflows - OPEB								(57,461)	
Deferred outflows - pensions								6,090,916	
Deferred inflows - pensions								(947,167)	5,346,154
Certain liabilities are not due and payable in the current period and are therefore not reported in the funds.									
Accrued interest payable								(258,181)	
Compensated absences								(715,211)	
Net pension liability								(28,019,405)	
OPEB payable								(1,384,633)	
Bonds payable								(43,118,838)	(73,496,268)
Net position of governmental activities									<u>\$ 65,022,759</u>

The accompanying notes to financial statements are an integral part of this statement.

TOWN OF LONGBOAT KEY, FLORIDA

**STATEMENT OF REVENUES, EXPENDITURES AND CHANGES IN FUND BALANCES
GOVERNMENTAL FUNDS
FOR THE YEAR ENDED SEPTEMBER 30, 2019**

	General Fund	GMD Assessments Fund	Neighborhoods Assessments Fund	General Obligation Beach Bonds Fund	Beach Nourishment Capital Project Fund	GMD Undergrounding Capital Project Fund	Neighborhoods Undergrounding Capital Project Fund	Nonmajor Governmental Funds	Total Governmental Funds
Revenues									
Property taxes	\$ 12,197,308	\$ -	\$ -	\$ 2,812,226	\$ -	\$ -	\$ -	\$ 275,595	\$ 15,285,129
Other taxes	122,760	-	-	-	-	-	-	2,080,590	2,203,350
Licenses and permits	16,468	-	-	-	-	-	-	-	16,468
Intergovernmental revenues	1,359,265	-	-	-	-	-	-	204,225	1,563,490
Charges for services	421,521	-	-	-	-	-	-	738,856	1,160,377
Franchise fees	715,947	-	-	-	-	-	300,000	-	1,015,947
Fines and forfeitures	29,627	-	-	-	-	-	-	380	30,007
Grant revenues	394,371	-	-	-	7,952,542	-	-	18,408	8,365,321
Investment earnings	392,885	374,586	442,580	38,004	268,977	563,571	514,811	336,838	2,932,252
Special assessments	-	84,628	30,678	-	-	2,252,512	2,217,995	-	4,585,813
Miscellaneous revenues	130,733	-	-	-	-	-	-	37,147	167,880
Total revenues	15,780,885	459,214	473,258	2,850,230	8,221,519	2,816,083	3,032,806	3,692,039	37,326,034
Expenditures									
Current									
General government	4,470,806	34,303	30,877	690	-	-	-	126,917	4,663,593
Public safety	9,927,136	-	-	-	-	-	-	29,171	9,956,307
Transportation	608,797	-	-	-	-	-	-	7,059	615,856
Culture/recreation	237,457	-	-	-	97,461	-	-	658,563	993,481
Debt service									
Principal retirement	-	-	205,000	2,702,388	-	-	-	275,000	3,182,388
Interest	-	-	-	97,611	-	-	-	946,201	1,043,812
Bond issuance costs	-	-	-	-	-	185,345	204,236	2,227	391,808
Capital outlay									
General government	60,886	-	-	-	-	-	-	217,227	278,113
Public safety	23,057	-	-	-	-	-	-	183,347	206,404
Physical environment	-	-	-	-	-	2,013,840	1,855,092	-	3,868,932
Transportation	-	-	-	-	-	-	-	1,076,376	1,076,376
Culture/recreation	-	-	-	-	714,887	-	-	160,864	875,751
Total expenditures	15,328,139	34,303	235,877	2,800,689	812,348	2,199,185	2,059,328	3,682,952	27,152,821
Excess (deficiency) of revenues over (under) expenditures	452,746	424,911	237,381	49,541	7,409,171	616,898	973,478	9,087	10,173,213
Other financing sources (uses)									
Proceeds from the sale of capital assets	29,668	-	-	-	-	-	-	-	29,668
Bonds issued	-	-	-	-	-	15,765,000	18,865,000	-	34,630,000
Original issue discount	-	-	-	-	-	(58,511)	(163,318)	-	(221,829)
Transfers in	1,291,887	-	-	-	579,793	-	-	1,371,560	3,243,240
Transfers out	(117,500)	(330,541)	(417,619)	-	-	-	-	(1,079,793)	(1,945,453)
Total other financing sources (uses)	1,204,055	(330,541)	(417,619)	-	579,793	15,706,489	18,701,682	291,767	35,735,626
Change in fund balances	1,656,801	94,370	(180,238)	49,541	7,988,964	16,323,387	19,675,160	300,854	45,908,839
Fund balances, beginning of year,	8,375,713	138,841	-	177,452	3,534,271	54,328	310,823	11,831,367	24,422,795
Fund balances (deficit), end of year	\$ 10,032,514	\$ 233,211	\$ (180,238)	\$ 226,993	\$ 11,523,235	\$ 16,377,715	\$ 19,985,983	\$ 12,132,221	\$ 70,331,634

The accompanying notes to financial statements are an integral part of this statement.

TOWN OF LONGBOAT KEY, FLORIDA

RECONCILIATION OF THE STATEMENT OF REVENUES, EXPENDITURES AND CHANGES IN FUND BALANCES OF GOVERNMENTAL FUNDS TO THE STATEMENT OF ACTIVITIES FOR THE YEAR ENDED SEPTEMBER 30, 2019

Net Change in Fund Balances – Total Governmental Funds	\$ 45,908,839
---	----------------------

Amounts reported for governmental activities in the Statement of Activities are different because:

Governmental funds report capital outlays as expenditures. However, in the Statement of Activities, the cost of these assets is depreciated over their estimated useful lives.

Capital outlay	\$ 6,305,577	
Less current year depreciation	<u>(6,784,796)</u>	(479,219)

The issuance of long-term debt provides current financial resources to governmental funds, while the repayment of the principal of long-term debt consumes the current financial resources of governmental funds. Neither transaction, however, has any effect on net position. Also, governmental funds report the effect of issuance costs, premiums, discounts and similar items when debt is first issued, whereas these amounts are deferred and amortized in the Statement of Activities. This amount is the net effect of those differences in the treatment of long-term debt and related items.

Repayment of principal of long-term debt		3,182,388
Debt proceeds		(34,630,000)
Original issue discount		221,829

Revenues in the Statement of Activities that do not provide current financial resources are not reported as revenues in the funds.	(7,098,969)
--	-------------

Some expenses reported in the Statement of Activities do not require the use of current financial resources and therefore, are not reported as expenditures in governmental funds.

Pension expense	(367,959)	
Change in total OPEB liability	3,290	
Change in accrued interest	(235,891)	
Amortization of premium	14,845	
Amortization of original issue discount	(7,160)	
Change in compensated absences	<u>(55,522)</u>	<u>(648,397)</u>

Change in net position of governmental activities	<u>\$ 6,456,471</u>
--	----------------------------

The accompanying notes to financial statements are an integral part of this statement.

TOWN OF LONGBOAT KEY, FLORIDA

**STATEMENT OF NET POSITION
PROPRIETARY FUNDS
SEPTEMBER 30, 2019**

	Water and Sewer	Building Department	Total
Assets			
Current assets			
Cash and cash equivalents	\$ 4,424,937	\$ 817,116	\$ 5,242,053
Restricted cash and cash equivalents	1,713,408	-	1,713,408
Accounts receivable, net	789,286	-	789,286
Investments	7,901,458	1,101,229	9,002,687
Accrued income	39,577	5,198	44,775
Inventory	75,502	-	75,502
Total current assets	<u>14,944,168</u>	<u>1,923,543</u>	<u>16,867,711</u>
Noncurrent assets			
Capital assets, non-depreciable	2,061,776	-	2,061,776
Capital assets, net	26,597,588	153,243	26,750,831
Total noncurrent assets	<u>28,659,364</u>	<u>153,243</u>	<u>28,812,607</u>
Total assets	<u>43,603,532</u>	<u>2,076,786</u>	<u>45,680,318</u>
Deferred Outflows of Resources			
Deferred outflows - pensions	86,133	97,908	184,041
Deferred outflows - OPEB	13,265	18,030	31,295
Total deferred outflows of resources	<u>99,398</u>	<u>115,938</u>	<u>215,336</u>
Liabilities			
Current liabilities			
Accounts payable	731,375	62,065	793,440
Bonds payable	144,403	-	144,403
Notes payable	222,982	-	222,982
Accrued liabilities	111,973	29,423	141,396
Compensated absences	76,004	38,968	114,972
Liabilities payable from restricted assets			
Customer deposits payable	261,740	-	261,740
Total current liabilities	<u>1,548,477</u>	<u>130,456</u>	<u>1,678,933</u>
Noncurrent liabilities			
Bonds payable, net of current portion	5,812,501	-	5,812,501
Notes payable, net of current portion	2,760,174	-	2,760,174
Net pension liability	423,709	481,633	905,342
Total OPEB liability	70,678	96,067	166,745
Total non-current liabilities	<u>9,067,062</u>	<u>577,700</u>	<u>9,644,762</u>
Total liabilities	<u>10,615,539</u>	<u>708,156</u>	<u>11,323,695</u>
Deferred Inflows of Resources			
Deferred inflows - pension	25,454	28,934	54,388
Deferred inflows - OPEB	2,933	3,987	6,920
Total deferred inflows of resources	<u>28,387</u>	<u>32,921</u>	<u>61,308</u>
Net position			
Net investment in capital assets	19,719,304	153,243	19,872,547
Restricted for			
Debt service	274,362	-	274,362
Accumulated earnings on connection fees	1,439,046	-	1,439,046
Unrestricted	11,626,292	1,298,404	12,924,696
Total net position	<u>\$ 33,059,004</u>	<u>\$ 1,451,647</u>	<u>\$ 34,510,651</u>

The accompanying notes to financial statements are an integral part of this statement.

TOWN OF LONGBOAT KEY, FLORIDA

**STATEMENT OF REVENUES, EXPENSES AND CHANGES IN FUND NET POSITION
PROPRIETARY FUNDS
FOR THE YEAR ENDED SEPTEMBER 30, 2019**

	Water and Sewer	Building Department	Total
Operating revenues			
Charges for services	\$ 8,190,124	\$ 1,504,137	\$ 9,694,261
Late charges	105,981	-	105,981
Rentals and miscellaneous	46,599	22,719	69,318
Total operating revenues	<u>8,342,704</u>	<u>1,526,856</u>	<u>9,869,560</u>
Operating expenses			
Personnel services and benefits	698,623	831,970	1,530,593
Professional services	161,626	133,610	295,236
General and administrative	13,797	51,551	65,348
Materials and supplies	60,613	10,464	71,077
Utility services	132,690	-	132,690
Insurance	129,316	-	129,316
Repairs and maintenance	205,567	4,072	209,639
Water purchased for resale	1,718,356	-	1,718,356
Wastewater treatment	1,958,948	-	1,958,948
Miscellaneous	184	644	828
Depreciation	2,097,097	28,434	2,125,531
Total operating expenses	<u>7,176,817</u>	<u>1,060,745</u>	<u>8,237,562</u>
Operating income	<u>1,165,887</u>	<u>466,111</u>	<u>1,631,998</u>
Nonoperating revenues (expenses)			
Investment earnings	414,564	49,552	464,116
Gain on disposal of capital assets	20,755	-	20,755
Interest expense	(357,399)	-	(357,399)
Total nonoperating revenues, net	<u>77,920</u>	<u>49,552</u>	<u>127,472</u>
Income before transfers	1,243,807	515,663	1,759,470
Transfers out	<u>(1,032,787)</u>	<u>(265,000)</u>	<u>(1,297,787)</u>
Change in net position	211,020	250,663	461,683
Total net position, beginning of year	32,847,984	1,200,984	34,048,968
Total net position, end of year	<u>\$ 33,059,004</u>	<u>\$ 1,451,647</u>	<u>\$ 34,510,651</u>

The accompanying notes to financial statements are an integral part of this statement.

TOWN OF LONGBOAT KEY, FLORIDA

STATEMENT OF CASH FLOWS
PROPRIETARY FUNDS
FOR THE YEAR ENDED SEPTEMBER 30, 2019

	Water and Sewer	Building Department	Total
Cash flows from operating activities			
Cash received from customers	\$ 8,280,250	\$ 1,526,856	\$ 9,807,106
Cash paid to suppliers for goods and services	(4,251,759)	(187,403)	(4,439,162)
Cash paid to employees for services and benefits	(721,680)	(842,918)	(1,564,598)
Net cash provided by operating activities	<u>3,306,811</u>	<u>496,535</u>	<u>3,803,346</u>
Cash flows from noncapital financing activities			
Transfer to other funds	(1,032,787)	(265,000)	(1,297,787)
Net cash used by noncapital financing activities	<u>(1,032,787)</u>	<u>(265,000)</u>	<u>(1,297,787)</u>
Cash flows from capital and related financing activities			
Acquisition and construction of capital assets	(3,226,023)	(25,592)	(3,251,615)
Cash received from sale of capital assets	20,755	-	20,755
Principal paid on bonds payable	(2,080,832)	-	(2,080,832)
Proceeds from issuance of bonds payable	1,360,000	-	1,360,000
Principal paid on notes payable	(216,824)	-	(216,824)
Interest paid	(415,098)	-	(415,098)
Net cash used in capital and related financing activities	<u>(4,558,022)</u>	<u>(25,592)</u>	<u>(4,583,614)</u>
Cash flows from investing activities			
Sale of investments	4,518,957	399,319	4,918,276
Purchase of investments	(4,880,039)	(679,872)	(5,559,911)
Interest received	413,100	49,369	462,469
Net cash provided by (used in) investing activities	<u>52,018</u>	<u>(231,184)</u>	<u>(179,166)</u>
Net change in cash and cash equivalents	(2,231,980)	(25,241)	(2,257,221)
Cash and cash equivalents, beginning of year	<u>8,370,325</u>	<u>842,357</u>	<u>9,212,682</u>
Cash and cash equivalents, end of year	<u><u>\$ 6,138,345</u></u>	<u><u>\$ 817,116</u></u>	<u><u>\$ 6,955,461</u></u>
Cash and cash equivalents classified as			
Cash and cash equivalents	\$ 4,424,937	\$ 817,116	\$ 5,242,053
Restricted cash and cash equivalents	1,713,408	-	1,713,408
Total cash and cash equivalents	<u><u>\$ 6,138,345</u></u>	<u><u>\$ 817,116</u></u>	<u><u>\$ 6,955,461</u></u>

(Continued)

The accompanying notes to financial statements are an integral part of this statement.

TOWN OF LONGBOAT KEY, FLORIDA

STATEMENT OF CASH FLOWS
PROPRIETARY FUNDS
FOR THE YEAR ENDED SEPTEMBER 30, 2019

	Water and Sewer	Building Department	Total
Reconciliation of operating income to net cash provided by operating activities			
Operating income	\$ 1,165,887	\$ 466,111	\$ 1,631,998
Adjustment to reconcile operating income to net cash provided by operating activities:			
Depreciation	2,097,097	28,434	2,125,531
Change in operating assets and liabilities:			
(Increase) decrease in assets:			
Accounts receivable	(59,149)	-	(59,149)
Inventory	(1,563)	-	(1,563)
Deferred outflows - pension	8,406	5,955	14,361
Deferred outflows - OPEB	(8,913)	(12,451)	(21,364)
Increase (decrease) in liabilities:			
Accounts payable	130,901	12,938	143,839
Accrued liabilities	1,389	4,264	5,653
Compensated absences payable	15,282	11,014	26,296
Customer deposits	(3,305)	-	(3,305)
Deferred inflows - pension	11,414	13,508	24,922
Deferred inflows - OPEB	661	1,075	1,736
Net pension liability	(53,744)	(42,918)	(96,662)
Total OPEB liability	2,448	8,605	11,053
Net cash provided by operating activities	<u>\$ 3,306,811</u>	<u>\$ 496,535</u>	<u>\$ 3,803,346</u>

The accompanying notes to financial statements are an integral part of this statement.

TOWN OF LONGBOAT KEY, FLORIDA

**STATEMENT OF FIDUCIARY NET POSITION
FIDUCIARY FUNDS
SEPTEMBER 30, 2019**

	Consolidated Pension Trust Fund	Agency Funds
Assets		
Cash and cash equivalents	\$ 4,761	\$ 42,100
Receivables/prepays		
Prepaid items	330,545	-
Interest receivable	120,796	-
Due from broker	28,082	-
Total receivables	<u>479,423</u>	<u>-</u>
Investments, at fair value		
U.S. Government and agency securities	5,421,703	-
Corporate bonds	3,744,824	-
Equity securities	27,905,266	-
Total investments	<u>37,071,793</u>	<u>-</u>
Total assets	<u><u>\$ 37,555,977</u></u>	<u><u>\$ 42,100</u></u>
Liabilities		
Accounts payable	\$ 15,034	\$ -
Amounts held as agent for others	<u>-</u>	<u>42,100</u>
Total liabilities	<u>15,034</u>	<u>42,100</u>
Net Position		
Restricted for pension benefits - active and retired members' benefits	<u>37,540,943</u>	<u>-</u>
Total liabilities and net position	<u><u>\$ 37,555,977</u></u>	<u><u>\$ 42,100</u></u>

The accompanying notes to financial statements are an integral part of this statement.

TOWN OF LONGBOAT KEY, FLORIDA

**STATEMENT OF CHANGES IN FIDUCIARY NET POSITION
FIDUCIARY FUNDS
FOR THE YEAR ENDED SEPTEMBER 30, 2019**

	Consolidated Pension Trust Fund
Additions	
Contributions	
Town	\$ 3,393,342
Total contributions	<u>3,393,342</u>
Investment income	
Net change in fair value of investments	319,972
Interest and dividends	912,155
Less investment expense	<u>(197,384)</u>
Net investment income	<u>1,034,743</u>
Total additions	<u>4,428,085</u>
Deductions	
Pension benefits	3,790,698
Termination payments	59,208
Administrative expenses	<u>92,774</u>
Total deductions	<u>3,942,680</u>
Change in net position	485,405
Net position, restricted for pension benefits	
Beginning of year	<u>37,055,538</u>
End of year	<u><u>\$ 37,540,943</u></u>

The accompanying notes to financial statements are an integral part of this statement.

THIS PAGE INTENTIONALLY LEFT BLANK

TOWN OF LONGBOAT KEY, FLORIDA
NOTES TO THE FINANCIAL STATEMENTS
SEPTEMBER 30, 2019

NOTE 1 – SUMMARY OF SIGNIFICANT ACCOUNTING POLICIES

A. Reporting Entity

The financial statements of the Town of Longboat Key, Florida (the “Town”) have been prepared in conformity with accounting principles generally accepted in the United States (GAAP) as applied to governmental units. The Governmental Accounting Standards Board (GASB) is the accepted standard-setting body for establishing governmental accounting and financial reporting principles. The more significant policies of the Town are described below.

The Town is a political subdivision of the State of Florida created by Special Act of 1957, Chapter 1540 and Chapter 69-1265. The Town Charter is reviewed every ten years and has been amended by referendum six times. The current charter was adopted in 2018. The Town operates under a Commission-Manager form of government under which a seven member Commission is elected to serve as the executive and legislative body for the Town. The Commissioners appoint a Town Manager whose duties include the administration of directives and policies of the Commissioners and who has the responsibility for the operation of all Town provided services as authorized by its charter.

The accompanying financial statements present the Town’s primary government and component units over which the Town exercises significant influence. Significant influence or accountability is based primarily on operational or financial relationships with the Town (as distinct from legal relationships). Blended component units, although legally separate entities, are in substance part of the Town’s operations and as a result considered to be financially accountable. The financial transactions of these component units are merged in with similar transactions of the Town as part of the primary government.

The following component units are reported in the Town’s Comprehensive Annual Financial Report (CAFR). In August 1992, the Town passed ordinances creating two dependent special districts, Longboat Key Beach Erosion Control District A and Longboat Key Beach Erosion Control District B. The purpose of these districts is to renourish and maintain the Town’s beachfront area. The services provided by these districts are solely for the benefit of the Town. These Districts began operations in January 1993 upon issuance of bonds. The governing boards of the Districts are substantially the same as that of the Town. These Districts are blended into the Town’s primary government although retaining a separate legal identity. Separate financial statements are not prepared for these component units. These districts will sunset following the payoff of the Series 2016 G.O. Bonds.

B. Government-Wide and Fund Financial Statements

The basic financial statements consist of the government-wide financial statements and fund financial statements. Both sets of statements distinguish between the governmental and business-type activities of the Town.

Government-wide financial statements include a statement of net position and a statement of activities. These statements report all of the assets, deferred outflows of resources, liabilities, deferred inflows of resources, revenues, expenses, gains and losses on all non-fiduciary activities of the Town, providing a consolidated financial picture of the government as a whole. For the most part, the effect of interfund activity has been removed from these statements.

Each statement distinguishes between activities that are supported primarily by taxes and intergovernmental revenues (*governmental activities*) and activities that are intended to recover all or most of their costs through user fees and charges (*business-type activities*). The governmental activities of the Town include general government, public safety, transportation, physical environment, and culture/recreation. The business-type activities of the Town include the water and sewer system and building permits.

TOWN OF LONGBOAT KEY, FLORIDA
NOTES TO THE FINANCIAL STATEMENTS
SEPTEMBER 30, 2019

NOTE 1 – SUMMARY OF SIGNIFICANT ACCOUNTING POLICIES – CONTINUED

B. Government-Wide and Fund Financial Statements – Continued

The statement of activities demonstrates the degree to which the direct expenses of a given function or segment are offset by program revenues. *Direct expenses* are those that are clearly identifiable with a specific function or segment. The effect of administrative and support services' indirect expense allocations has been eliminated in the government-wide financial statements. Depreciation expense for capital assets that serve all functions is reported as a direct expense of the general government function on the government-wide statement of activities. All interest on long-term debt is considered indirect and is reported separately in the government-wide statement of activities.

Program revenues include: (1) charges to customers or applicants who purchase, use or directly benefit from goods, services or privileges provided, and (2) grants and contributions that are restricted to meeting the operational or capital requirements of a particular function or segment. All taxes, and other items not properly included among program revenues are reported instead as *general revenues*. For identifying the function to which program revenue pertains, the determining factor for *charges for services* is the function that generates the revenue. For *grants and contributions*, the determining factor is the function to which the revenues are restricted.

The accounts of the Town are organized on the basis of funds, each of which is considered a separate accounting entity. Fund structures have been designed to comply with all the requirements of bond resolutions and regulatory provisions or administrative action. The fund financial statements report additional and detailed information about the Town's operations for major funds individually and non-major funds in the aggregate for governmental, proprietary and fiduciary funds. A reconciliation is provided that converts the results of governmental fund accounting to the government-wide presentations. The preparation of financial statements in conformity with generally accepted accounting principles, as applicable to governmental units, requires management to make use of estimates that affect the reported amounts in the financial statements. Actual results could differ from estimates.

C. Measurement Focus, Basis of Accounting, and Financial Statement Presentation

The government-wide financial statements, as well as the fund financial statements for proprietary funds and the pension trust funds, are reported using the *economic resources measurement focus* and the *accrual basis of accounting*. Revenues are recognized in the period in which they are earned and expenses are recognized in the period incurred regardless of the timing of related cash flows. Agency funds, however, have no measurement focus but do use the accrual basis of accounting for reporting assets and liabilities.

Proprietary Funds distinguish *operating* revenues and expenses from *non-operating* items. Operating revenues and expenses generally result from producing or providing goods and services such as water, sewer and garbage services. Operating expenses for these operations include all costs related to providing the service or product. These costs include salaries, supplies, travel, contract services, depreciation, administrative expenses or other expense directly related to costs of services. All other revenue and expenses not meeting these definitions are reported as non-operating revenues and expenses.

All governmental fund financial statements are reported using a *current financial resources measurement focus* on a *modified accrual basis of accounting*. Revenues are recognized in the accounting period in which they become both measurable and available to finance expenditures of the current period. Available means collectible within the current period or soon enough thereafter to be used to pay liabilities of the current period, considered to be sixty days. Expenditures are recorded when the related fund liability is incurred. Exceptions to this general rule include: (1) accumulated sick pay and accumulated vacation pay, which are not recorded as expenditures; (2) prepaid insurance and similar items, which are reported only on the balance sheet and do not affect expenditures; and (3) principal and interest on long-term debt, which are recognized when due. It is the Town's policy to recognize grant revenues when earned to match the corresponding expenditures.

TOWN OF LONGBOAT KEY, FLORIDA
NOTES TO THE FINANCIAL STATEMENTS
SEPTEMBER 30, 2019

NOTE 1 – SUMMARY OF SIGNIFICANT ACCOUNTING POLICIES – CONTINUED

C. Measurement Focus, Basis of Accounting, and Financial Statement Presentation – Continued

Licenses and permits, charges for services, and miscellaneous revenues (except investment earnings) are recorded as revenues when received in cash, because they are generally not measurable until actually received. Investment earnings and most fines and forfeitures are recorded as earned since they are measurable and available.

The Town reports the following major governmental funds:

The *General Fund* is the general operating fund of the Town. All general tax revenues and other receipts that are not required either legally or by generally accepted accounting principles to be accounted for in other funds are accounted for in the General Fund.

The *GMD Assessments Fund* was created to account for special non-ad valorem assessments collected for the Gulf of Mexico Drive undergrounding project. These assessments will fund the costs of or debt issued for undergrounding electrical, communications, fiber optics and other utilities and installation of street lighting relating to Gulf of Mexico Drive.

The *Neighborhoods Assessments Fund* was created to account for special non-ad valorem assessments collected for the Neighborhoods Undergrounding Project. These assessments will fund the costs of or debt issued for undergrounding electrical, communications, fiber optics and other utilities and installation of street lighting.

The *General Obligation Beach Bonds Fund* was created to account for the property tax collections from Sarasota and Manatee Counties and to pay annual debt service payment on bonds.

The *Beach Nourishment Capital Project Fund* was created to account for the expenditures of reconstructing or renourishing beaches along the Town's Gulf of Mexico coastline.

The *GMD Undergrounding Capital Project Fund* was created to account for the expenditures incurred for the Gulf of Mexico Drive utility undergrounding project.

The *Neighborhoods Undergrounding Capital Project Fund* was created to account for the expenditures incurred for the neighborhoods utility undergrounding project.

The following are reported as major proprietary funds:

The *Water and Sewer Fund* accounts for the operation of the Town's potable water, wastewater services to residents and businesses.

The *Building Department Fund* accounts for the permitting and inspecting functions of construction activities.

The Town also reports the following fund types:

The *Consolidated Pension Trust Fund* accounts for the activities of the Town's consolidated pension plan covering general employees, police officers and firefighters.

The *Agency Funds* are custodial in nature (assets equal liabilities) and do not involve measurement of results of operations. Agency funds are merely clearing accounts for assets held by a government as an agent for individuals, private organizations, other governments or other funds. Agency funds held by the Town include the Code Enforcement Fund, which holds funds prior to legal disbursement and the Police Donations Fund, which hold money in a custodial capacity. These funds are accounted for on an accrual basis of accounting.

TOWN OF LONGBOAT KEY, FLORIDA
NOTES TO THE FINANCIAL STATEMENTS
SEPTEMBER 30, 2019

NOTE 1 – SUMMARY OF SIGNIFICANT ACCOUNTING POLICIES – CONTINUED

C. Measurement Focus, Basis of Accounting, and Financial Statement Presentation – Continued

As a general rule, the effect of interfund activity has been eliminated from the government-wide financial statements. Exceptions to this general rule are payments in lieu of taxes and other charges between certain Town's functions because the elimination of these charges would distort the direct costs and program revenues reported for the various functions concerned.

Amounts reported as *program revenues* include: (1) charges to customers or applicants for goods, services or privileges provided, (2) operating grants and contributions, and (3) capital grants and contributions, including special assessments. Internally dedicated resources are reported as *general revenues* rather than as program revenues. Likewise general revenues include property taxes.

Proprietary funds distinguish operating revenues and expenses from nonoperating items, operating revenues and expenses generally result from providing services and delivering goods in connection with a proprietary funds' principal ongoing operations. The principal operating revenues of the proprietary funds are charges to customers for services. All revenues and expenses not meeting this definition are reported as nonoperating revenues and expenses.

When both restricted and unrestricted resources are available for use, it is the Town's policy to use restricted resources first, then unrestricted resources as they are needed. Unrestricted resources are used in the following order: committed, assigned and then unassigned.

D. Cash and Investments

All funds participate in a pooled cash investment program, excluding certain investments held in a fiduciary capacity or those investments belonging to a specific fund due to legal or other restrictions. Formal accounting records detail the monthly equities of all participating funds. Interest earned on these investments is allocated to funds based on average equity balances. Cash and cash equivalents are cash on hand as well as demand deposits and pooled cash and non-pooled investments with original maturities of three months or less.

The Town is authorized pursuant Resolution 2017-01, adopted January 9, 2017, to invest surplus funds in accordance with Florida Statute 218.415. Investment guidelines have been defined in the policy and authorize the Town to invest in the following:

1. United States Government Securities
2. United States Government Agencies
3. United States Government Sponsored Enterprises (GSE) Federal Instrumentalities
4. Mortgage-Backed Securities
5. Non-Negotiable Interest Bearing Time Certificates of Deposit or Savings Accounts
6. Repurchase Agreements
7. Commercial Paper
8. Corporate Notes
9. Bankers' Acceptances
10. State or Local Government Taxable and/or Tax-Exempt Debt
11. Registered Investments Companies (Money Market Mutual Funds)
12. Supranationals
13. Asset-Backed Securities
14. Intergovernmental Investment Pool
15. The Florida Local Government Surplus Trust Funds - Florida PRIME

Pension trust funds may be invested in the above as well as certain corporate obligations and equities.

TOWN OF LONGBOAT KEY, FLORIDA
NOTES TO THE FINANCIAL STATEMENTS
SEPTEMBER 30, 2019

NOTE 1 – SUMMARY OF SIGNIFICANT ACCOUNTING POLICIES – CONTINUED

D. Cash and Investments – Continued

Investments

In accordance with GASB Statement No. 72 *Fair Value Measurement and Application*, all investments have been reported at fair value. The Town has implemented GASB 40, *Deposit and Investment Risk Disclosures*, an amendment of GASB Statement No. 3, which requires more comprehensive disclosure of various common risks related to deposits and investments.

Investments in debt securities and money markets are recorded at fair value using quoted market prices. If quoted market prices are unavailable, fair values are based on quoted market prices of comparable instruments or values obtained from independent pricing services. The calculation of realized gains and losses is independent of the calculation of the net change in the fair value of investments. Realized gains and losses are netted for financial statement presentation purposes. Realized gains and losses on investments held in more than one fiscal year are included as a change in the fair value of investments reported in the prior year(s) and the current fiscal year.

The Local Government Surplus Funds Trust Fund (Florida PRIME) is an external 2A7-like investment pool administered by the Florida State Board of Administration. The Town's investment in Florida PRIME represented less than 1% of Florida PRIME's total investments. Investments held in Florida PRIME include, but are not limited to, short-term federal agency obligations, treasury bills, repurchase agreements, and commercial paper. These short-term investments are stated at cost, which approximates market value. Investment income is recognized as earned and is allocated to participants of Florida PRIME based on their equity participation.

Florida Class (FLCLASS) is an independent local government investment pool (LGIP) open to all political subdivisions, instrumentalities of political subdivisions, and state agencies in the state of Florida. The management of FLCLASS is under the direction of a Board of Trustees comprised of eligible Participants of the FLCLASS program. The Town's investment in FLCLASS represented less than 1% of FLCLASS's total investments. Investments held in FLCLASS include, but are not limited to, commercial paper, Certificates of Deposit, U.S. Treasury Securities, Repurchase Agreements and Money Market Funds. These short-term investments are stated at cost, which approximates market value. Investment income is recognized as earned and is allocated to participants of FLCLASS based on their equity participation.

TOWN OF LONGBOAT KEY, FLORIDA
NOTES TO THE FINANCIAL STATEMENTS
SEPTEMBER 30, 2019

NOTE 1 – SUMMARY OF SIGNIFICANT ACCOUNTING POLICIES – CONTINUED

D. Cash and Investments – Continued

The following summarizes the Town's cash and investments, excluding Pension Trust Funds, at September 30, 2019, which are recorded at fair value:

<u>Cash and Equivalents</u>	<u>Rating (Moody's)</u>	<u>Fair Value</u>
Petty Cash	N/A	\$ 2,444
Public Depository accounts		
Checking	N/A	<u>17,357,751</u>
Total cash and cash equivalents		<u>17,360,195</u>
<u>Investments</u>		
U.S. Government and Agency Obligations		
Less than 1 year maturities	Aaa	6,172,729
1 to 5 year maturities	Aaa	14,320,636
Corporate Bonds		
Less than 1 year maturities	Aaa	2,104,788
1 to 5 year maturities	Aaa	11,609,537
Florida PRIME (S&P Rating)	AAAm	21,884,481
Florida Class (S&P Rating)	AAAm	<u>18,989,582</u>
Total investments		<u>75,081,753</u>
Total cash and cash equivalents and investments		<u><u>\$ 92,441,948</u></u>
Amounts as presented on the entity wide statement of net position:		
Cash and cash equivalents		\$ 37,489,170
Investments		53,197,270
Restricted cash and cash equivalents		1,713,408
Amounts as presented on the fiduciary statement of net position:		
Cash and cash equivalents - Agency Funds		<u>42,100</u>
Total cash and cash equivalents and investments		<u><u>\$ 92,441,948</u></u>

TOWN OF LONGBOAT KEY, FLORIDA
NOTES TO THE FINANCIAL STATEMENTS
SEPTEMBER 30, 2019

NOTE 1 – SUMMARY OF SIGNIFICANT ACCOUNTING POLICIES – CONTINUED

D. Cash and Investments – Continued

Custodial Risk: All of the Town's deposits (checking, savings, money market and certificates of deposit) are held in the Town's name in banks or savings and loan associations certified by the State of Florida as qualified public depositories under Chapter 280, *Florida Statutes*, the Florida Security of Public Deposits Act and are either insured by federal depository insurance or through the State of Florida's public depository collateral pool.

Concentration of Credit Risk: It is the policy of the Town to diversify its investment portfolio. Assets are diversified to control the risk of loss resulting from over concentration for assets in a specific maturity, a specific issuer or a specific instrument or class of instruments, and dealers through whom these instruments are bought and sold. To limit concentration of credit risk, the Town's investment policy requires diversification of the portfolio with maximum limits that can be invested per investment type. Diversification strategies are reviewed and revised periodically as necessary.

Custodial Credit Risk – Investments: Custodial credit risk for investments is the risk that, in the event of the failure of the counterparty, the Town will not be able to recover the value of its investments or collateral securities that are in the possession of an outside party. The Town requires its investments to be held in the Town's name to negate this risk.

Interest Rate Risk: Investment rate risk is the risk that changes in interest rates will adversely affect the fair value of an investment. The Town's investment policy recognizes that the longer a maturity of an investment, the greater its price volatility. The Town limits its investment risk for investments by requiring all investments to have a maximum maturity of five years from the date of purchase.

Fair Value Measurements: The Town has the following recurring fair value measurements, broken into the fair value hierarchy, as of September 30, 2019:

Investment	Fair Value Hierarchy			
	Fair Value	Level 1	Level 2	Level 3
Fixed income securities:				
U.S. Gov't Obligations	\$ 20,218,091	\$ 15,110,588	\$ 5,107,503	\$ -
Corporate Bonds	13,714,325	7,547,131	6,167,194	-
Total fixed income securities	33,932,416	22,657,719	11,274,697	-
Money market funds	275,274	275,274	-	-
Investments exempt from level disclosure:				
Florida PRIME	21,884,481	-	-	-
Florida Class	18,989,582	-	-	-
Total investments at fair value level	<u>\$ 75,081,753</u>	<u>\$ 22,932,993</u>	<u>\$ 11,274,697</u>	<u>\$ -</u>

Fixed income securities classified in Level 1 of the fair value hierarchy are valued using prices quoted in active markets for those securities. Fixed income securities classified in Level 2 of the fair value hierarchy are valued using a matrix pricing technique. Matrix pricing is used to value securities based on the securities' relationship to benchmark quoted prices.

TOWN OF LONGBOAT KEY, FLORIDA
NOTES TO THE FINANCIAL STATEMENTS
SEPTEMBER 30, 2019

NOTE 1 – SUMMARY OF SIGNIFICANT ACCOUNTING POLICIES – CONTINUED

E. Receivables

All trade receivables are reported net of an allowance for uncollectibles, which is generally equivalent to the receivables that are over 90 days past due. Receivables as of September 30, 2019, including the applicable allowances for uncollectible accounts, are as follows:

	General Fund	GMD Assessments Fund	Neighborhoods Assessments Fund	G.O. Beach Bonds Fund	Beach Nourishment Capital Project Fund	Nonmajor Governmental Funds	Water and Sewer Fund	Total
Receivables								
Accounts	\$ 249,517	\$ 15,485,517	\$ 13,607,968	\$ -	\$ -	\$ -	\$ 1,238,827	\$ 30,581,829
Due from other governments	285,783	2,496	2,585	307	733,566	958,564	-	1,983,301
Less allowance for uncollectible receivables	(11,476)	-	-	-	-	-	(449,541)	(461,017)
	<u>\$ 523,824</u>	<u>\$ 15,488,013</u>	<u>\$ 13,610,553</u>	<u>\$ 307</u>	<u>\$ 733,566</u>	<u>\$ 958,564</u>	<u>\$ 789,286</u>	<u>\$ 32,104,113</u>

F. Inventories and Prepaid Items

Inventories are determined by physical count and valued at cost using first-in first-out (FIFO) method. Inventories, consisting of expendable supplies are recorded as expenditures as they are used (consumption method). Governmental fund inventories are classified as nonspendable fund balance which indicates that the fund balance is not in spendable form.

Certain payments to vendors reflect costs applicable to future accounting periods and are recorded as prepaid items in both the government-wide and fund financial statements. The cost of prepaid items is recorded as expenditures/expenses when consumed rather than when purchase.

G. Restricted Assets

The following items are classified as restricted assets of the statement of net position because their use is limited by applicable bond covenants or Town policy: resources of the Town's enterprise fund are set aside for the repayment of scheduled annual debt service payments in the amount of \$274,362 and cash collected from water and sewer connection fees in the amount of \$1,439,046.

H. Capital Assets

Capital assets, which include property, plant, equipment, and infrastructure assets (e.g. roads, bridges, curbs and gutters, streets and sidewalks, and similar items), are reported in the proprietary fund financial statements and in the applicable governmental or business-type activities columns in the government-wide financial statements. Assets are recorded at cost at the time of purchase and an estimated historical cost where no historical records exist. Donated capital assets, donated works of art and similar items, and capital assets received in a service concession arrangement are reported at acquisition value. Betterments and major improvements which significantly increase values, change capacities, or extend useful lives are capitalized. Major outlays for capital assets and improvements are capitalized as projects are constructed. No interest expense was capitalized during the year ended September 30, 2019.

Amounts expended for maintenance and repairs are charged to expenditures/expenses as incurred. Upon the sale or retirement of capital assets, the cost and related accumulated depreciation are removed from the respective accounts and any resulting gain or loss is included in the results of operations.

TOWN OF LONGBOAT KEY, FLORIDA
NOTES TO THE FINANCIAL STATEMENTS
SEPTEMBER 30, 2019

NOTE 1 – SUMMARY OF SIGNIFICANT ACCOUNTING POLICIES – CONTINUED

H. Capital Assets – Continued

GASB No. 51 established accounting and financial reporting requirements for intangible assets. The Town complies with this statement by incorporating software, easements, patents, copyrights, water, timber and land rights as intangible assets.

Property, plant and equipment of the Town are depreciated using the straight-line method over the following estimated useful lives:

<u>Assets</u>	<u>Years</u>	<u>Capitalization Threshold</u>
Buildings	15 - 75	\$ 10,000
Building improvements	7 - 15	\$ 10,000
Equipment	5 - 10	\$ 5,000
Autos, trucks and buses	3 - 12	\$ 5,000
System infrastructure	20 - 40	\$ 25,000
Public domain infrastructure	20 - 40	\$ 25,000
Beach nourishment	7 - 15	\$ 25,000
Intangible assets:		
Software internally generated	3 - 10	\$ 25,000
Software purchased	3 - 10	\$ 25,000

The costs of normal maintenance and repairs that do not add to the value of the asset or materiality extend asset lives are not capitalized.

I. Unamortized Debt Expense

Unamortized debt expense is amortized by using the outstanding principal method over the life of the debt and is recorded as a reduction to bonds payable.

J. Amortization of Premiums/Discounts on Bonds

Amortization of premiums and discounts on bonds is determined by using the effective interest method and is recorded as interest expense each year over the life of the debt when applicable.

K. Net Position/Fund Balance Classification

Net investment in capital assets – This category groups all capital assets, including infrastructure into one component of net position. Accumulated depreciation and the outstanding balance of debt that are attributable to the acquisition, construction or improvement of these assets reduce the balance in this category.

Restricted net position – This category presents external restrictions imposed by creditors, grantors, contributors or laws and regulations of other governments and restrictions imposed by law through constitutional provisions in enabling legislation.

At year-end, governmental activities net position restricted for other purposes was composed of amounts related to purposes as noted in the statement of net position.

Unrestricted net position – This category represents net position that does not meet the definition of “net investment in capital assets” or “restricted”.

TOWN OF LONGBOAT KEY, FLORIDA
NOTES TO THE FINANCIAL STATEMENTS
SEPTEMBER 30, 2019

NOTE 1 – SUMMARY OF SIGNIFICANT ACCOUNTING POLICIES – CONTINUED

K. Net Position/Fund Balance Classification – Continued

In accordance with GASB Statement No. 54, the Town classified governmental fund balance as follows:

- **Nonspendable Fund Balance** – This represents amounts that that cannot be spent due to form (e.g. inventories, prepaid amounts) or legally or contractually required to be maintained intact (such as corpus of an endowment fund).
- **Restricted Fund Balance** – This represents amounts constrained for a specific purpose by external parties, such as creditors, grantors, contributors, or laws or regulations of other governments; or imposed by law through constitutional provisions or enabling legislation.
- **Committed Fund Balance** – This represents amounts that can only be used for specific purposes determined by a formal action (ordinance) of the Town Commission, the Town's highest level of decision-making authority. Committed amounts cannot be used for any other purpose unless the Town removes those constraints by taking the same type of action.
- **Assigned Fund Balance** – Assigned fund balances includes spendable fund balance amounts established by management of the Town that are intended to be used for a specific purposes that are neither considered restricted or committed. Intent is expressed by the Town Commission or a body or official to which the Town Commissioners have delegated authority, which is the Town Manager, to assign amounts to be used for specific purposes. Appropriations of existing fund balances to eliminate deficits in a future budget and encumbrances are considered assignments of fund balance.
- **Unassigned Fund Balance** – This represents fund balance in the General Fund in excess of nonspendable, restricted, committed and assigned fund balance. If another governmental fund has a fund balance deficit, it is reported as a negative amount in unassigned fund balance.

The desired unassigned General Fund balance shall be not less than two months or 16% of General Fund operating expenditures. The desired combined unrestricted available fund balances should not be less than three months or 25%. The three month minimum is based on the caveat that there is sufficient cash available for borrowing in other funds in case of a natural disaster. Minimum target levels of unassigned fund balance are reviewed annually. If fund balance falls below minimum target levels, the Town Manager will so advise the Town Commission in order for the necessary action to be taken to restore the unassigned fund balance to acceptable levels within two budget cycles.

When both restricted and unrestricted funds are available for expenditure, restricted funds should be spent first unless legal requirements disallow it such as in grant agreements requiring dollar for dollar spending.

When committed, assigned and unassigned funds are available for expenditure, committed funds should be spent first, assigned funds second, and unassigned funds last.

L. Property Taxes

Property tax revenue is recognized in the year for which taxes are levied provided the availability test is met.

TOWN OF LONGBOAT KEY, FLORIDA
NOTES TO THE FINANCIAL STATEMENTS
SEPTEMBER 30, 2019

NOTE 1 – SUMMARY OF SIGNIFICANT ACCOUNTING POLICIES – CONTINUED

L. Property Taxes – Continued

The value of all taxable property is assessed as of January 1. The Town Commission levies property taxes by approving the millage rate for the following fiscal year in September. Property taxes become due and payable on November 1 of the same year. A 4% discount is allowed if the taxes are paid in November, with the discount declining by 1% each month thereafter. Taxes become delinquent on April 1 of the next year and tax certificates for the full amount of any unpaid taxes and assessments must be sold not later than June 1. Tax certificate proceeds are remitted to the Town, thereby assuring that virtually all taxes levied are collected within the same fiscal year, after allowing for discounts and any disputed assessment in litigation. The tax certificate, once sold, represents a lien on the property, which may be redeemed by the property owner by paying the face amount of the certificate plus interest and other costs. Property taxes receivable and a corresponding reserve for uncollectable property taxes are not included in the financial statements, as there are no material delinquent taxes as of September 30, 2019. No accrual for the property tax levy becoming due in November of 2019 is included in the accompanying financial statements, since such taxes are collected to finance expenditures of the subsequent period.

M. Compensated Absences

Town employees are granted vacation and sick leave in varying amounts. In the event of termination, an employee is paid for accumulated vacation days. Employees are paid for 50% of accumulated sick leave upon death, normal retirement or early retirement. Accumulated vacation and vested sick leave are accrued when incurred in the government-wide, proprietary, and fiduciary fund financial statements. A liability in the amount of \$551,689 has been accrued for vacation leave and \$278,494 has been accrued for vested accumulated sick leave as described above. A liability for these amounts is reported in governmental funds only when employees were terminated by year-end. The General Fund is the governmental fund where compensated absences are recorded. Non-vested sick leave is recorded when paid.

N. Budgets and Budgetary Data

The annual budgets are adopted on a basis consistent with generally accepted accounting principles for all governmental funds except the capital projects funds, which adopt project-length budgets.

The Town follows these procedures in establishing the budgetary data reflected in the financial statements:

1. During the Month of April a Citizens Goals and Objectives workshop is held. During the month of May, the Town Manager and the department and division directors prepare and review the preliminary budget documents.
2. A minimum of two public budget workshops are held in May and June.
3. On or before June 15th of each year the Town Manager presents the Preliminary Budget.
4. In July the tentative maximum millage is set and county and state agencies are notified.
5. On or before August 1st the Recommended Budget is presented to the Town Commission.
6. At the first Regular Commission meeting in September, reading of the budget and millage ordinances takes place. Upon approval of the second reading the budget is legally adopted.
7. The legal level of budgetary control (i.e., the level at which expenditures may not legally exceed the appropriations) is the department level. Transfers of appropriations between funds and use of unallocated fund balances amend the budget and require approval by the Town Commission. Transfers of appropriations up to \$20,000 between line items within or between departments may be approved by the Town Manager. Examples of line items are Wages, Office Supplies, Communications and Capital Outlay. The Town does not currently use program budgeting.
8. All appropriations except for capital expenditures shall lapse to the extent that it has not been expended or encumbered.

TOWN OF LONGBOAT KEY, FLORIDA
NOTES TO THE FINANCIAL STATEMENTS
SEPTEMBER 30, 2019

NOTE 1 – SUMMARY OF SIGNIFICANT ACCOUNTING POLICIES – CONTINUED

O. Deferred Outflows/Inflows of Resources

The Town reports deferred inflows and deferred outflows related to the recording of changes in its net pension liability and total OPEB liability. Certain changes in these liabilities are recognized as pension or OPEB expense over time instead of all being recognized in the year of occurrence. Experience gains or losses result from periodic studies by the Town's actuary which adjust the net pension liability or total OPEB liability for actual experience for certain trend information that was previously assumed, for example the assumed dates of retirement of plan members. These experience gains or losses are recorded as deferred outflows of resources or deferred inflows of resources and are amortized into pension expense over the expected remaining service life of plan members. Changes in actuarial assumptions which adjust the net pension liability or total OPEB liability are also recorded as deferred outflows of resources or deferred inflows of resources and are amortized into pension expense over the expected remaining lives of plan members. The difference between projected investment return on pension investments and actual return on those investments is also deferred and amortized against pension expense over a five year period. The changes in proportion and differences between Town contributions and proportionate share of contributions are also deferred and amortized against pension expense over a five year period. Additionally, any contributions made by the Town to the pension and OPEB plan before year-end but subsequent to the measurement date of the Town's net pension liability and total OPEB liability are reported as deferred outflows of resources.

In addition to the above pension related deferred inflows, the Town also has one other type of these items, which arises only under a modified accrual basis of accounting that qualifies for reporting in this category. Accordingly, the item, *unavailable revenue*, is reported only in the Governmental Funds Balance Sheet. The governmental funds report unavailable revenues from certain charges for services and fines and these amounts are deferred and will be recognized as an inflow of resources in the period in which the amounts become available.

P. Pension

For purposes of measuring the net pension liability, deferred outflows of resources and deferred inflows of resources related to pensions, and pension expense, information about the fiduciary net position of the Town's three plans and the FRS plan and additions to/deductions from these plan's fiduciary net position have been determined on the same basis as they are reported by the plans. For this purpose, benefit payments (including refunds of employee contributions) are recognized when due and payable in accordance with the benefit terms. Investments are reported at fair value.

Q. Use of Estimates

The preparation of financial statements in conformity with generally accepted accounting principles requires management to make estimates and assumptions that affect the reported amounts of assets and liabilities, and disclosure of contingent assets and liabilities at the date of the financial statements, and the reported amounts of revenues and expenses/expenditures during the reporting period. Actual results could differ from those estimates.

TOWN OF LONGBOAT KEY, FLORIDA
NOTES TO THE FINANCIAL STATEMENTS
SEPTEMBER 30, 2019

NOTE 2 – DEFINED BENEFIT PENSION PLANS

Plan Description

The Town in prior years had three single employer pension plans, for general employees, police officers and firefighters. A Consolidated Board of Trustees was formed in October 2014, with a goal to consolidate the three plans by October 1, 2015. The plans have been consolidated and are maintained as a single Pension Trust Fund and are reported herein as part of the Town's reporting entity. The ordinances establishing the pension plans and its provisions were passed in 1972 for general employees and in 1975 for police and fire employees. An ordinance was passed in 1991 to modify benefits relative to the general employees' and police officers' pension plans. During 2013, the Town adopted several Ordinances which provide for a Plan freeze as of September 30, 2013, for the Fire Fighters and General Employees' pension plans. The Police Officers' plan was subsequently frozen effective February 1, 2014. In addition, the Town has opted out of participation in the premium tax revenue sharing program established by Chapter 175 and Chapter 185, *Florida Statutes*. As a result of the Plan freezes, employees cease contributing to the Plans and members become 100% vested regardless of the number of years of credited service. Early retirement provisions were eliminated except for general employees. Members with less than ten years of credited service were allowed to elect to receive a refund of their accumulated contributions or the actuarial present value of their frozen accrued benefit, in lieu of any other benefit under the Plans. There is no assumption for future salary increases on any of the Plans. In lieu of the defined benefit plan, all current and future firefighters shall be enrolled in the State of Florida Retirement System (FRS). General employees and police officers elected a Town sponsored defined contribution 401(a) plan. All accumulated plan assets are available to pay for any benefit to any plan member or beneficiary. The Town does not issue a stand-alone financial report for this plan.

Actuarial Assumption/Method Changes Since Prior Valuation

There have been no changes of actuarial assumptions since the prior valuation.

Employee membership data as of October 1, 2018, follows:

	General Employees'	Police Officers'	Fire Fighters'	Total
Number of participants:				
Active	18	5	7	30
Retirees and terminated employees with vested benefits	55	21	38	114
Total	<u>73</u>	<u>26</u>	<u>45</u>	<u>144</u>

Members are 100% vested in their frozen accrued benefit.

Benefit Provisions

Effective Date

General Employees, Police Officers, and Fire Fighters – April 1, 1992

Normal Retirement Date

General Employees – Earlier of age 62 or age 55 and 30 years of service

Police Officers – Earlier of age 60, age 55 and 10 years of service or 25 years of service

Fire Fighters – Earlier of age 60, age 55 and 10 years of service or 25 years of service

TOWN OF LONGBOAT KEY, FLORIDA
NOTES TO THE FINANCIAL STATEMENTS
SEPTEMBER 30, 2019

NOTE 2 – DEFINED BENEFIT PENSION PLANS – CONTINUED

Benefit Provisions – Continued

Early Retirement Date

General Employees – Age 50 and 15 years of service

Police Officers – None

Fire Fighters – None

Normal Retirement Benefit

General Employees – 2.75% of Average Final Compensation times years of credited service accrued as of September 30, 2013

Police Officers – 3.5% of Average Final Compensation times years of credited service accrued as of February 1, 2014

Fire Fighters – 3.5% of Average Final Compensation times years of credited service accrued as of September 30, 2013

Normal Form of Benefit

General Employees, Police Officers and Fire Fighters – Life annuity with 120 months certain. Benefits and refunds of the Plans are recognized when due and payable in accordance with terms of the Plans.

Disability Benefit

In the event an employee becomes totally and permanently disabled, disability benefits are available.

Termination of Employment Benefit

Upon an employee's termination of employment for reason other than death, disability, or retirement, he shall be entitled to his "accrued benefit", multiplied by his vested percentage. His accrued benefit means a deferred retirement benefit commencing as of his Normal or Early Retirement Date equal to the benefit computed as for normal or early retirement respectively based upon his Years of Service completed to date of termination and his Average Monthly Compensation as of such date.

Contributions and Reserves

Contributions – Employees

General Employees – None (previously 6% of compensation)

Police Officers – None (previously 10% of compensation)

Fire Fighters – None (previously 10% of compensation)

Contributions – Town

The Town's obligation to contribute is established by ordinance. The Town contributes remaining amounts necessary to fund the plans as actuarially determined using criteria to satisfy statutory funding requirements. The Town's contribution to the Police Officers' and Fire Fighters' plan was supplemented by certain statutory contributions from the Office of the State Insurance Commissioner. The Town also pays directly all administrative costs incurred by the plans. It then reduces its final statutory funding requirement by the payments previously incurred. As a result of the Plan freezes, contributions from the state ceased in 2014.

Concentrations

There were no investments (other than U.S. Government and U.S. Government-guaranteed obligations) that represent more than 5% of net position restricted for benefits.

TOWN OF LONGBOAT KEY, FLORIDA
NOTES TO THE FINANCIAL STATEMENTS
SEPTEMBER 30, 2019

NOTE 2 – DEFINED BENEFIT PENSION PLANS – CONTINUED

Contributions and Reserves – Continued

There are no investments in, loans to, or leases with, any Town official, government employer official, party related to a Town official or government employer official, non-employer contributor, or organization included in the reporting entity.

Rate of return – For the year ended September 30, 2019, the annual money-weighted rate of return on the Town's pension plan investments, net of pension plan investment expense, was 8.04%. The money-weighted rate of return expresses investment performance, net of investment expense, adjusted for the changing amounts actually invested.

Custodial Credit Risk – Deposits. Custodial credit risk for deposits is the risk that in the event of a bank failure, the Plan may not be able to recover its deposits.

The following summarizes the investments of the Town's Pension Trust Fund at September 30, 2019, which are recorded at fair value:

Investment Type	Credit Rating		Fair Market	Investment Maturity (in Years)			
	(Moody's)	(S&P)		Less Than 1	1 - 5	6 - 10	More Than 10
U.S. Government and agency securities	Aaa		\$ 5,421,703	\$ 100,072	\$ 3,496,155	\$ 1,825,476	\$ -
Corporate obligations		BBB+	748,865	-	645,227	103,638	-
Corporate obligations		BBB	581,780	75,335	305,939	200,506	-
Corporate obligations		AAA	131,784	-	131,784	-	-
Corporate obligations		AA+	142,306	-	142,306	-	-
Corporate obligations		AA-	232,430	-	232,430	-	-
Corporate obligations		A+	231,400	129,913	101,487	-	-
Corporate obligations		A-	937,481	100,353	467,700	369,428	-
Corporate obligations		A	631,642	120,184	311,971	199,487	-
Corporate obligations		AA	107,136	-	-	107,136	-
			9,166,527	<u>\$ 525,857</u>	<u>\$ 5,834,999</u>	<u>\$ 2,805,671</u>	<u>\$ -</u>
Equity investments	Not rated		27,905,266				
Total investments			<u>\$ 37,071,793</u>				

TOWN OF LONGBOAT KEY, FLORIDA
NOTES TO THE FINANCIAL STATEMENTS
SEPTEMBER 30, 2019

NOTE 2 – DEFINED BENEFIT PENSION PLANS – CONTINUED

Fair Value Measurements: The Town has the following recurring fair value measurements, broken into the fair value hierarchy, as of September 30, 2019:

Investment	Fair Value Hierarchy			
	Fair Value	Level 1	Level 2	Level 3
Fixed income securities:				
U.S. Gov't and agency securities	\$ 5,421,703	\$ -	\$ 5,421,703	\$ -
Corporate Bonds	3,744,824	-	3,744,824	-
Total fixed income securities	9,166,527	-	9,166,527	-
Equity investments:				
Common stock - domestic	6,666,566	6,666,566	-	-
Common stock - foreign	4,879,902	4,879,902	-	-
Real estate investment trusts	112,268	112,268	-	-
Liquid limited partnerships	69,405	-	-	69,405
Call options	(17,723)	(17,723)	-	-
Hedge funds	16,194,848	11,784,287	1,118,493	3,292,068
Total equity investments	27,905,266	23,425,300	1,118,493	3,361,473
Total investments at fair value level	<u>\$ 37,071,793</u>	<u>\$ 23,425,300</u>	<u>\$ 10,285,020</u>	<u>\$ 3,361,473</u>

Fixed income securities classified in Level 1 of the fair value hierarchy are valued using prices quoted in active markets for those securities. Fixed income securities classified in Level 2 of the fair value hierarchy are valued using a matrix pricing technique. Matrix pricing is used to value securities based on the securities' relationship to benchmark quoted prices. Level 3 of the fair value hierarchy are valued using significant unobservable inputs (including the Fund's own assumptions in determining the fair value of the investments).

Deferred Retirement Option Program (DROP) – The Consolidated Retirement System no longer provides a DROP feature after February 1, 2014, for Police members; or after September 30, 2013, for Firefighter and General Employee members.

TOWN OF LONGBOAT KEY, FLORIDA
NOTES TO THE FINANCIAL STATEMENTS
SEPTEMBER 30, 2019

NOTE 2 – DEFINED BENEFIT PENSION PLANS – CONTINUED

Net Pension Liability of the Town

The Town's net pension liability for the plan was measured as of September 30, 2018. The components of the net pension liability of the Town at September 30, 2019, were as follows:

	General Employees'	Police Officers'	Fire Fighters'	Total
Total pension liability	\$14,919,372	\$12,205,770	\$ 31,811,911	\$ 58,937,053
Plan fiduciary net position	(11,055,870)	(7,469,118)	(18,530,550)	(37,055,538)
Town's net pension liability	<u>\$ 3,863,502</u>	<u>\$ 4,736,652</u>	<u>\$ 13,281,361</u>	<u>\$ 21,881,515</u>
Plan fiduciary net position as a percentage of net pension liability	74.10%	61.19%	58.25%	62.87%

For the year ended September 30, 2019, the Town recognized pension expense of \$2,172,810 for the plan. At September 30, 2019, the Town reported deferred outflows of resources and deferred inflows related to its pension plan from the following sources:

	Deferred Outflows of Resources	Deferred Inflows of Resources
Changes of assumptions	\$ -	\$ -
Experience differences	27,219	-
Net difference between projected and actual earnings on investments	-	558,500
Town pension plan contributions subsequent to the measurement date	<u>3,393,342</u>	<u>-</u>
Total	<u>\$ 3,420,561</u>	<u>\$ 558,500</u>

The deferred outflows of resources related to the Pension Plan, totaling \$3,393,342 resulting from Town contributions to the plans subsequent to the measurement date, will be recognized as a reduction of the net pension liability in the fiscal year ended September 30, 2020. Other amounts reported as deferred outflows of resources and deferred inflows of resources related to the plan will be recognized in pension expense as follows:

Year ended September 30,	
2020	\$ 274,568
2021	(411,560)
2022	(326,406)
2023	(67,883)
2024	-
Total	<u>\$ (531,281)</u>

The required schedule of changes in the Town's net pension liability and related ratios immediately following the notes to the financial statements presents multi-year trend information about whether the value of plan assets is increasing or decreasing over time relative to the total pension liability.

TOWN OF LONGBOAT KEY, FLORIDA
NOTES TO THE FINANCIAL STATEMENTS
SEPTEMBER 30, 2019

NOTE 2 – DEFINED BENEFIT PENSION PLANS – CONTINUED

Net Pension Liability of the Town – Continued

Actuarial Assumptions. The total pension liability was determined by an actuarial valuation as of October 1, 2017, with update procedures performed by the actuary to roll forward to the total pension liability measured as of September 30, 2018, using the following actuarial assumptions applied to all periods included in the measurement:

Inflation	2.3%
Salary increases	0.0%
Discount rate	7.0%
Investment rate of return	7.0%

The long-term expected rate of return on pension plan investments was determined using a building-block method in which best-estimate ranges of expected future real rates of return (expected returns, net of pension plan investment expenses and inflation) are developed for each major asset class. These ranges are combined to produce the long-term expected rate of return by weighting the expected future real rates of return by the target asset allocation percentage and by adding expected inflation. Best estimates of arithmetic real rates of return for each major asset class included in the pension plan's target asset allocation as of September 30, 2019, are summarized in the following table:

Asset Class	Long-Term Expected Real Rate of Return
Domestic equity	7.03%
International equity	6.40%
Fixed income	2.45%
Real estate	3.30%
Master limited partnerships	5.60%

The projection of cash flows used to determine the discount rate assumed that plan member contributions will be made at the current contribution rate and that sponsor contributions will be made at rates equal to the difference between actuarially determined contribution rates and the member rate. Based on those assumptions, the pension plans' fiduciary net position was projected to be available to make all projected future benefit payments of current plan members. Therefore, the long-term expected rate of return on pension plan investments was applied to all periods of projected benefit payments to determine the net pension liability.

TOWN OF LONGBOAT KEY, FLORIDA
NOTES TO THE FINANCIAL STATEMENTS
SEPTEMBER 30, 2019

NOTE 2 – DEFINED BENEFIT PENSION PLANS – CONTINUED

Net Pension Liability of the Town – Continued

Changes in the Net Pension Liability of the Town. The changes in the components of the net pension liability of the Town for the fiscal year ended September 30, 2019, were as follows:

	Total Pension Liability (a)	Plan Fiduciary Net Position (b)	Net Pension Liability (a-b)
Balances at September 30, 2018	\$ 58,877,671	\$ 35,332,873	\$ 23,544,798
Changes for the year:			
Service cost	31,679	-	31,679
Interest on total pension liability	3,975,460	-	3,975,460
Changes of benefit terms	-	-	-
Differences between expected and actual experience	279,183	-	279,183
Change in assumptions	-	-	-
Benefit payments, including refunds of employee contributions	(4,226,940)	(4,226,940)	-
Contributions - employer	-	3,283,591	(3,283,591)
Net investment income	-	2,775,853	(2,775,853)
Administrative expenses	-	(109,839)	109,839
Net change	<u>59,382</u>	<u>1,722,665</u>	<u>(1,663,283)</u>
Balances at September 30, 2019	<u><u>\$ 58,937,053</u></u>	<u><u>\$ 37,055,538</u></u>	<u><u>\$ 21,881,515</u></u>

Sensitivity of the Net Pension Liability to Changes in the Discount Rate. The following presents the net pension liabilities of the Town using the measurement date of September 30, 2018, calculated using the discount rates noted, as well as what the Town's net pension liabilities would be if it were calculated using a discount rate that is 1-percentage-point lower or 1-percentage-point higher than the current rate:

	1% Decrease 6.00%	Current Discount Rate 7.00%	1% Increase 8.00%
Sponsor's Net Pension Liability			
General Employees:	\$ 5,443,021	\$ 3,863,502	\$ 2,535,413
Police Officers:	6,153,635	4,736,652	3,559,696
Fire Fighters:	17,215,300	13,281,361	10,035,176
Total:	<u><u>\$ 28,811,956</u></u>	<u><u>\$ 21,881,515</u></u>	<u><u>\$ 16,130,285</u></u>

The Following presents the net pension liabilities of the Town using the measurement date of September 30, 2019:

	1% Decrease 6.00%	Current Discount Rate 7.00%	1% Increase 8.00%
Sponsor's Net Pension Liability			
General Employees:	\$ 5,110,136	\$ 3,582,734	\$ 2,295,157
Police Officers:	5,852,560	4,477,923	3,333,598
Fire Fighters:	17,244,092	13,324,985	10,080,794
Total:	<u><u>\$ 28,206,788</u></u>	<u><u>\$ 21,385,642</u></u>	<u><u>\$ 15,709,549</u></u>

Actuarial valuations involve estimates of the value of reported amounts and assumptions about the probability of events far into the future, and actuarially determined amounts are subject to continual revision as results are compared to past expectations and new estimates are made about the future. Actuarial calculations reflect a long-term perspective. Calculations are based on the substantive plan in effect as of September 30, 2019, and the current sharing pattern of costs between employer and employee.

TOWN OF LONGBOAT KEY, FLORIDA
NOTES TO THE FINANCIAL STATEMENTS
SEPTEMBER 30, 2019

NOTE 2 – DEFINED BENEFIT PENSION PLANS – CONTINUED

The assumptions used in the October 1, 2017, actuarial valuation are as follows.

Valuation date	10/1/2017
Actuarial cost method	Entry Age Normal
Amortization method	Level percentage - closed
Remaining amortization period	25 years
Actuarial asset valuation method	4 year smooth
Actuarial assumptions:	
Investment rate of return	7.00%
Projected salary increases	None

NOTE 3 – OTHER EMPLOYEES' PENSION PLANS

Florida Retirement System:

General Information – Substantially all of the Town's fire fighter employees participate in the Florida Retirement System (FRS). As provided by Chapters 121 and 112, *Florida Statutes*, the FRS provides two cost sharing, multiple employer defined benefit plans administered by the Florida Department of Management Services, Division of Retirement, including the FRS Pension Plan ("Pension Plan") and the Retiree Health Insurance Subsidy ("HIS Plan"). Under Section 121.4501, *Florida Statutes*, the FRS also provides a defined contribution plan ("Investment Plan") alternative to the FRS Pension Plan, which is administered by the State Board of Administration ("SBA"). As a general rule, membership in the FRS is compulsory for all employees working in a regularly established position for a state agency, county government, district school board, state university, community college, or a participating town or special district within the State of Florida. The FRS provides retirement and disability benefits, annual cost-of-living adjustments, and death benefits to plan members and beneficiaries. Benefits are established by Chapter 121, *Florida Statutes*, and Chapter 60S, *Florida Administrative Code*. Amendments to the law can be made only by an act of the Florida State Legislature.

The State of Florida annually issues a publicly available financial report that includes financial statements and required supplementary information for the FRS. The latest available report may be obtained by writing to the State of Florida Division of Retirement, Department of Management Services, P.O. Box 9000, Tallahassee, Florida 32315-9000, or from the Web site: www.dms.myflorida.com/workforce_operations/retirement/publications.

Pension Plan

Plan Description – The Pension Plan is a cost-sharing multiple-employer defined benefit pension plan, with a Deferred Retirement Option Program ("DROP") for eligible employees.

TOWN OF LONGBOAT KEY, FLORIDA
NOTES TO THE FINANCIAL STATEMENTS
SEPTEMBER 30, 2019

NOTE 3 – OTHER EMPLOYEES’ PENSION PLANS – CONTINUED

Florida Retirement System – Pension Plan (Continued):

Benefits Provided – Benefits under the Pension Plan are computed on the basis of age, average final compensation, and service credit. For Pension Plan members enrolled before July 1, 2011, Regular class members who retire at or after age 62 with at least six years of credited service or 30 years of service regardless of age are entitled to a retirement benefit payable monthly for life, equal to 1.6% of their final average compensation based on the five highest years of salary, for each year of credited service. Vested members with less than 30 years of service may retire before age 62 and receive reduced retirement benefits. Special Risk Administrative Support class members who retire at or after age 55 with at least six years of credited service or 25 years of service regardless of age are entitled to a retirement benefit payable monthly for life, equal to 1.6% of their final average compensation based on the five highest years of salary, for each year of credited service. Special Risk class members (sworn law enforcement officers, firefighters, and correctional officers) who retire at or after age 55 with at least six years of credited service, or with 25 years of service regardless of age, are entitled to a retirement benefit payable monthly for life, equal to 3.0% of their final average compensation based on the five highest years of salary for each year of credited service. Senior Management Service class members who retire at or after age 62 with at least six years of credited service or 30 years of service regardless of age are entitled to a retirement benefit payable monthly for life, equal to 2.0% of their final average compensation based on the five highest years of salary for each year of credited service. Elected Officers’ class members who retire at or after age 62 with at least six years of credited service or 30 years of service regardless of age are entitled to a retirement benefit payable monthly for life, equal to 3.0% (3.33% for judges and justices) of their final average compensation based on the five highest years of salary for each year of credited service.

For Plan members enrolled on or after July 1, 2011, the vesting requirement is extended to eight years of credited service for all these members and increasing normal retirement to age 65 or 33 years of service regardless of age for Regular, Senior Management Service, and Elected Officers’ class members, and to age 60 or 30 years of service regardless of age for Special Risk and Special Risk Administrative Support class members. Also, the final average compensation for all these members will be based on the eight highest years of salary.

As provided in Section 121.101, *Florida Statutes*, if the member is initially enrolled in the Pension Plan before July 1, 2011, and all service credit was accrued before July 1, 2011, the annual cost-of-living adjustment is 3% per year. If the member is initially enrolled before July 1, 2011, and has service credit on or after July 1, 2011, there is an individually calculated cost-of-living adjustment. The annual cost-of-living adjustment is a proportion of 3% determined by dividing the sum of the pre-July 2011 service credit by the total service credit at retirement multiplied by 3%. Plan members initially enrolled on or after July 1, 2011, will not have a cost-of-living adjustment after retirement.

In addition to the above benefits, the DROP program allows eligible members to defer receipt of monthly retirement benefit payments while continuing employment with a FRS employer for a period not to exceed 60 months after electing to participate. Deferred monthly benefits are held in the FRS Trust Fund and accrue interest. There are no required contributions by DROP participants.

TOWN OF LONGBOAT KEY, FLORIDA
NOTES TO THE FINANCIAL STATEMENTS
SEPTEMBER 30, 2019

NOTE 3 – OTHER EMPLOYEES’ PENSION PLANS – CONTINUED

Florida Retirement System – Pension Plan (Continued):

Contributions – Effective July 1, 2011, all enrolled members of the FRS, other than DROP participants, are required to contribute 3% of their salary to the FRS. In addition to member contributions, governmental employers are required to make contributions to the FRS based on state-wide contribution rates established by the Florida Legislature. These rates are updated as of July 1 of each year. The employer contribution rates by job class for the periods from October 1, 2018 through June 30, 2019, and from July 1, 2019 through September 30, 2019, respectively, were as follows: Regular–8.26% and 8.47%; Senior Management–24.06% and 424.51%; Elected Officers–48.70% and 48.82%; and DROP participants–14.03% and 14.60%. These employer contribution rates include 1.66% HIS Plan subsidy for the period October 1, 2018 through September 30, 2019.

The Town’s contributions, including employee contributions, to the Pension Plan totaled \$703,612 for the fiscal year ended September 30, 2019.

Pension Liabilities, Pension Expense, and Deferred Outflows of Resources and Deferred Inflows of Resources Related to Pensions – At September 30, 2019, the Town reported a liability of \$6,173,377 for its proportionate share of the Pension Plan’s net pension liability. The net pension liability was measured as of June 30, 2019, and the total pension liability used to calculate the net pension liability was determined by an actuarial valuation as of July 1, 2018. The Town’s proportionate share of the net pension liability was based on the Town’s 2018-2019 fiscal year contributions relative to the 2017-2018 fiscal year contributions of all participating members. At June 30, 2019, the Town’s proportionate share was 0.01793%, which was a small increase from its proportionate share measured as of June 30, 2018 (0.01737%).

For the fiscal year ended September 30, 2019, the Town recognized pension expense of \$1,977,683. In addition, the Town reported deferred outflows of resources and deferred inflows of resources related to pensions from the following sources:

Description	Deferred Outflows of Resources	Deferred Inflows of Resources
Differences between expected and actual experience	\$ 366,161	\$ 3,831
Change of assumptions	1,585,589	-
Net difference between projected and actual earnings on Pension Plan investments	-	341,543
Changes in proportion and differences between Town Pension Plan contributions and proportionate share of contributions	469,299	25,521
Town Pension Plan contributions subsequent to the measurement date	127,636	-
Total	\$ 2,548,685	\$ 370,895

The deferred outflows of resources related to the Pension Plan, totaling \$127,636 resulting from Town contributions to the Plan subsequent to the measurement date, will be recognized as a reduction of the net pension liability in the fiscal year ended September 30, 2020.

TOWN OF LONGBOAT KEY, FLORIDA
NOTES TO THE FINANCIAL STATEMENTS
SEPTEMBER 30, 2019

NOTE 3 – OTHER EMPLOYEES’ PENSION PLANS – CONTINUED

Florida Retirement System – Pension Plan (Continued):

Other amounts reported as deferred outflows of resources and deferred inflows of resources related to the Pension Plan will be recognized in pension expense as follows:

Fiscal Year Ending September 30:	Amount
2020	\$ 743,508
2021	224,293
2022	541,914
2023	408,800
2024	105,428
Thereafter	26,211

Actuarial Assumptions – The net pension liability in the June 30, 2019, actuarial valuation was determined using the following actuarial assumption, applied to all period included in the measurement:

Inflation	2.60%
Salary increases	3.25%, average, including inflation
Investment rate of return	6.90%, net of pension plan investment expense, including inflation
Actuarial cost method	Individual entry age

Mortality rates were based on the Generational RP-2000 with Projection Scale BB tables.

The actuarial assumptions used in the July 1, 2017, valuation were based on the results of an actuarial experience study for the period July 1, 2008 through June 30, 2013.

The long-term expected rate of return on Pension Plan investments was not based on historical returns, but instead is based on a forward-looking capital market economic model. The allocation policy’s description of each asset class was used to map the target allocation to the asset classes shown below. Each asset class assumption is based on a consistent set of underlying assumptions and includes an adjustment for the inflation assumption. The target allocation and best estimates of arithmetic and geometric real rates of return for each major asset class are summarized in the following table:

Asset Class	Target Allocation ⁽¹⁾	Annual Arithmetic Return	Compound Annual (Geometric) Return	Standard Deviation
Cash	1.0%	3.3%	3.3%	1.2%
Fixed income	18.0%	4.1%	4.1%	3.5%
Global equity	54.0%	8.0%	6.8%	16.5%
Real estate	11.0%	6.7%	6.1%	11.7%
Private equity	10.0%	11.2%	8.4%	25.8%
Strategic investments	6.0%	5.9%	5.7%	6.7%
Total	100.0%			
Assumed Inflation - Mean		2.6%		1.7%

⁽¹⁾ As outlined in the Pension Plan’s investment policy

TOWN OF LONGBOAT KEY, FLORIDA
NOTES TO THE FINANCIAL STATEMENTS
SEPTEMBER 30, 2019

NOTE 3 – OTHER EMPLOYEES’ PENSION PLANS – CONTINUED

Florida Retirement System – Pension Plan (Continued):

Discount Rate – The discount rate used to measure the total pension liability was 6.90%. The Pension Plan’s fiduciary net position was projected to be available to make all projected future benefit payments of current active and inactive employees. Therefore, the discount rate for calculation the total pension liability is equal to the long-term expected rate of return.

Sensitivity of the Town’s Proportionate Share of the Net Pension Liability to Changes in the Discount Rate – The following represents the Town’s proportionate share of the net pension liability calculated using the discount rate of 6.90%, as well as what the Town’s proportionate share of the net pension liability would be if it were calculated using a discount rate that is one percentage point lower (5.90%) or one percentage point higher (7.90%) than the current rate:

	1% Decrease (5.90%)	Current Discount Rate (6.90%)	1% Increase (7.90%)
Town's proportionate share of the net pension liability	\$10,671,714	\$ 6,173,377	\$2,416,506

Pension Plan Fiduciary Net Position – Detailed information regarding the Pension Plan’s fiduciary net position is available in the separately issued FRS Pension Plan and Other State-Administered Systems Comprehensive Annual Financial Report.

Payables to the Pension Plan – At September 30, 2019, the Town reported a payable in the amount of \$0 for outstanding contributions to the Pension Plan required for the fiscal year ended September 30, 2019.

HIS Plan

Plan Description – The HIS Plan is a cost-sharing multiple-employer defined benefit pension plan established under Section 112.363, *Florida Statutes*, and may be amended by the Florida legislature at any time. The benefit is a monthly payment to assist retirees of state-administered retirement systems in paying their health insurance costs and is administered by the Florida Department of Management Services, Division of Retirement.

Benefits Provided – For the fiscal year ended September 30, 2019, eligible retirees and beneficiaries received a monthly HIS payment of \$5 for each year of creditable service completed at the time of retirement, with a minimum HIS payment of \$30 and a maximum HIS payment of \$150 per month. To be eligible to receive these benefits, a retiree under a state-administered retirement system must provide proof of health insurance coverage, which may include Medicare.

Contributions – The HIS Plan is funded by required contributions from FRS participating employers as set by the Florida Legislature. Employer contributions are a percentage of gross compensation for all active FRS members. For the fiscal year ended September 30, 2019, the HIS contribution for the period October 1, 2018 through June 30, 2019, and from July 1, 2019 through September 30, 2019, was 1.66%. The Town contributed 100% of its statutorily required contributions for the current and preceding three years. HIS Plan contributions are deposited in a separate trust fund from which payments are authorized. HIS Plan benefits are not guaranteed and are subject to annual legislative appropriation. In the event legislative appropriation or available funds fail to provide full subsidy benefits to all participants, benefits may be reduced or cancelled.

TOWN OF LONGBOAT KEY, FLORIDA
NOTES TO THE FINANCIAL STATEMENTS
SEPTEMBER 30, 2019

NOTE 3 – OTHER EMPLOYEES’ PENSION PLANS – CONTINUED

Florida Retirement System – HIS Plan (Continued):

The Town’s contributions to the HIS Plan totaled \$43,169 for the fiscal year ended September 30, 2019.

Pension Liabilities, Pension Expense, and Deferred Outflows of Resources and Deferred Inflows of Resources Related to Pensions – At September 30, 2019, the Town reported a liability of \$869,855 for its proportionate share of the HIS Plan’s net pension liability. The net pension liability was measured as of June 30, 2019, and the total pension liability used to calculate the net pension liability was determined by an actuarial valuation as of July 1, 2018. The Town’s proportionate share of the net pension liability was based on the Town’s 2018-2019 fiscal year contributions relative to the 2017-2018 fiscal year contributions of all participating members. At June 30, 2019, the Town’s proportionate share was 0.00777%, which was a small increase from its proportionate share (0.00758%) measured as of June 30, 2018.

For the fiscal year ended September 30, 2019, the Town recognized pension expense of \$163,102. In addition, the Town reported deferred outflows of resources and deferred in flows of resources related to pensions from the following sources:

Description	Deferred Outflows of Resources	Deferred Inflows of Resources
Differences between expected and actual experience	\$ 10,565	\$ 1,065
Change of assumptions	100,721	71,095
Net difference between projected and actual earnings on HIS Plan investments	561	-
Changes in proportion and differences between Town HIS Plan contributions and proportionate share of contributions	184,485	-
Town HIS Plan contributions subsequent to the measurement date	9,379	-
Total	<u>\$ 305,711</u>	<u>\$ 72,160</u>

The deferred outflows of resources related to the HIS Plan, totaling \$9,379 resulting from Town contributions to the HIS Plan subsequent to the measurement date, will be recognized as a reduction of the net pension liability in the fiscal year ended September 30, 2020. Other amounts reported as deferred outflows of resources and deferred inflows of resources related to the HIS Plan will be recognized in pension expense as follows:

Fiscal Year Ending September 30:	Amount
2020	\$ 95,533
2021	76,458
2022	41,853
2023	(30,392)
2024	5,521
Thereafter	35,199

TOWN OF LONGBOAT KEY, FLORIDA
NOTES TO THE FINANCIAL STATEMENTS
SEPTEMBER 30, 2019

NOTE 3 – OTHER EMPLOYEES’ PENSION PLANS – CONTINUED

Florida Retirement System – HIS Plan (Continued):

Actuarial Assumptions – The actuarial assumptions that determined the total pension liability as of June 30, 2019, were based on certain results of an actuarial experience study of the FRS for the period July 1, 2008 – June 30, 2013. In the July 1, 2019, actuarial valuation was determined using the following actuarial assumptions, applied to all periods included in the measurement:

Inflation	2.60%
Salary increases	3.25%, average, including inflation
Municipal bond rate	3.50%
Actuarial cost method	Individual entry age

Mortality rates were based on the Generational RP-2000 with Projection Scale BB tables.

Discount Rate – The discount rate used to measure the total pension liability was 3.50%. In general, the discount rate for calculating the total pension liability is equal to the single rate equivalent to discounting at the long-term expected rate of return for benefit payments prior to the projected depletion date. Because the HIS benefit is essentially funded on a pay-as-you-go basis, the depletion date is considered to be immediate, and the single equivalent discount rate is equal to the municipal bond rate selected by the HIS Plan sponsor. The Bond Buyer General Obligation 20-Bond Municipal Bond Index was adopted as the applicable municipal bond index.

Sensitivity of the Town’s Proportionate Share of the Net Pension Liability to Changes in the Discount Rate – The following represents the Town’s proportionate share of the net pension liability calculated using the discount rate of 3.50%, as well as what the Town’s proportionate share of the net pension liability would be if it were calculated using a discount rate that is one percentage point lower (2.50%) or one percentage point higher (4.50%) than the current rate:

	1% Decrease (2.50%)	Current Discount Rate (3.50%)	1% Increase (4.50%)
Town's proportionate share of the net pension liability	\$ 992,984	\$ 869,855	\$ 767,282

Pension Plan Fiduciary Net Position – Detailed information regarding the HIS Plan's fiduciary net position is available in the separately issued FRS Pension Plan and Other State-Administered Systems Comprehensive Annual Financial Report.

Payables to the Pension Plan – At September 30, 2019, the Town reported a payable in the amount of \$0 for outstanding contributions to the HIS Plan required for the fiscal year ended September 30, 2019.

Investment Plan

The SBA administers the defined contribution plan officially titled the FRS Investment Plan. The investment Plan is reported in the SBA’s annual financial statements and in the State of Florida Comprehensive Annual Financial Report.

TOWN OF LONGBOAT KEY, FLORIDA
NOTES TO THE FINANCIAL STATEMENTS
SEPTEMBER 30, 2019

NOTE 3 – OTHER EMPLOYEES’ PENSION PLANS – CONTINUED

Florida Retirement System – Investment Plan (Continued):

As provided in Section 121.4501, *Florida Statutes*, eligible FRS members may elect to participate in the Investment Plan in lieu of the FRS defined benefit plan. Town employees participating in DROP are not eligible to participate in the Investment Plan. Employer and employee contributions, including amounts contributed to individual member's accounts, are defined by law, but the ultimate benefit depends in part on the performance of investment funds. Benefit terms, including contribution requirements, for the Investment Plan are established and may be amended by the Florida Legislature. The Investment Plan is funded with the same employer and employee contribution rates that are based on salary and membership class (Regular Class, Elected officers, etc.), as the Pension Plan. Contributions are directed to individual member accounts, and the individual members allocate contributions and account balances among various approved investment choices. Costs of administering the Investment Plan, including the FRS Financial Guidance Program, are funded through an employer contribution of 0.04% of payroll and by forfeited benefits of plan members. Allocations to the investment member's accounts as established by Section 121.72, *Florida Statutes*, are based on a percentage of gross compensation, by class.

For all membership classes, employees are immediately vested in their own contributions and are vested after one year of service for employer contributions and investment earnings. If an accumulated benefit obligation for service credit originally earned under the Pension Plan is transferred to the Investment Plan, the member must have the years of service required for Pension Plan vesting (including the service credit represented by the transferred funds) to be vested for these funds and the earnings on the funds. Nonvested employer contributions are placed in a suspense account for up to five years. If the employee returns to FRS-covered employment within the five-year period, the employee will regain control over their account. If the employee does not return within the five-year period, the employee will forfeit the accumulated account balance. For the fiscal year ended September 30, 2019, the information for the amount of forfeitures was unavailable from the SBA; however, management believes that these amounts, if any, would be immaterial to the Town.

After termination and applying to receive benefits, the member may rollover vested funds to another qualified plan, structure a periodic payment under the Investment Plan, receive a lump-sum distribution, leave the funds invested for future distribution, or any combination of these options. Disability coverage is provided; the member may either transfer the account balance to the Pension Plan when approved for disability retirement to receive guaranteed lifetime monthly benefits under the Pension Plan, or remain in the Investment Plan and rely upon that account balance for retirement income.

Applicable totals for all of the Town's defined benefit pension plans are reflected below:

	Consolidated Town Pension Plan	FRS Pension	HIS Pension	Total
Town's net pension liability	\$21,881,515	\$ 6,173,377	\$ 869,855	\$28,924,747
Deferred outflows of resources	3,420,561	2,548,685	305,711	6,274,957
Deferred inflows of resources	558,500	370,895	72,160	1,001,555
Pension expense/expenditure	2,172,805	1,977,683	163,102	4,313,590

TOWN OF LONGBOAT KEY, FLORIDA

NOTES TO THE FINANCIAL STATEMENTS SEPTEMBER 30, 2019

NOTE 4 – CAPITAL ASSETS

	Balance October 1	Increases	Decreases	Transfers	Balance September 30
Governmental Activities					
Capital assets, not being depreciated					
Land	\$ 27,505,623	\$ 3,572	\$ -	\$ -	\$ 27,509,195
Construction in progress	4,023,411	4,689,744	-	(32,183)	8,680,972
Total capital assets, not being depreciated	31,529,034	4,693,316	-	(32,183)	36,190,167
Capital assets, being depreciated					
Buildings	9,880,090	19,481	-	-	9,899,571
Streets and roadways	6,720,399	511,225	-	32,183	7,263,807
Improvements other than buildings	57,169,660	590,750	-	-	57,760,410
Vehicles and other equipment	8,049,181	490,805	(209,634)	-	8,330,352
Total capital assets, being depreciated	81,819,330	1,612,261	(209,634)	32,183	83,254,140
Less accumulated depreciation for					
Buildings	(5,403,468)	(298,693)	-	-	(5,702,161)
Streets and roadways	(5,472,116)	(246,061)	-	-	(5,718,177)
Improvements other than buildings	(34,648,440)	(5,447,770)	-	-	(40,096,210)
Vehicles and other equipment	(4,974,936)	(792,272)	209,634	-	(5,557,574)
Total accumulated depreciation	(50,498,960)	(6,784,796)	209,634	-	(57,074,122)
Total capital assets, being depreciated, net	31,320,370	(5,172,535)	-	32,183	26,180,018
Governmental activities capital assets, net	\$ 62,849,404	\$ (479,219)	\$ -	\$ -	\$ 62,370,185
	Balance October 1	Increases	Decreases	Transfers	Balance September 30
Business-type Activities					
Capital assets, not being depreciated					
Land	\$ 1,794,235	\$ -	\$ -	\$ -	\$ 1,794,235
Construction in progress	1,720,162	222,127	-	(1,674,748)	267,541
Total capital assets, not being depreciated	3,514,397	222,127	-	(1,674,748)	2,061,776
Capital assets, being depreciated					
Buildings	2,012,854	-	-	-	2,012,854
Improvements other than buildings	40,391,073	2,646,348	-	1,674,748	44,712,169
Vehicles and other equipment	3,625,799	383,140	(98,203)	-	3,910,736
Total capital assets, being depreciated	46,029,726	3,029,488	(98,203)	1,674,748	50,635,759
Less accumulated depreciation for					
Buildings	(1,866,068)	(24,944)	-	-	(1,891,012)
Improvements other than buildings	(18,243,017)	(1,737,113)	-	-	(19,980,130)
Vehicles and other equipment	(1,748,515)	(363,474)	98,203	-	(2,013,786)
Total accumulated depreciation	(21,857,600)	(2,125,531)	98,203	-	(23,884,928)
Total capital assets, being depreciated, net	24,172,126	903,957	-	1,674,748	26,750,831
Business-type activities capital assets, net	\$ 27,686,523	\$ 1,126,084	\$ -	\$ -	\$ 28,812,607

TOWN OF LONGBOAT KEY, FLORIDA
NOTES TO THE FINANCIAL STATEMENTS
SEPTEMBER 30, 2019

NOTE 4 – CAPITAL ASSETS – CONTINUED

Depreciation expense was charged to the functions of the government as follows:

Governmental Activities

General government	\$ 258,114
Public safety	729,848
Transportation	326,917
Culture and recreation	5,469,917
Total depreciation expense, governmental activities	<u>\$ 6,784,796</u>

Business-type activities

Water and sewer	\$ 2,097,097
Building department	28,434
Total depreciation expense, business-type activities	<u>\$ 2,125,531</u>

NOTE 5 – LONG-TERM DEBT

The following is a summary of long-term debt transactions of the Town for the year ended September 30, 2019:

	<u>Beginning Balance</u>	<u>Additions</u>	<u>Reductions</u>	<u>Ending Balance</u>	<u>Due Within One Year</u>
Governmental activities					
Bonds payable					
General obligation bonds	\$ 11,663,149	\$ 34,630,000	\$ (3,182,388)	\$ 43,110,761	\$ 3,925,761
Original issue discount	-	(221,829)	7,160	(214,669)	-
Premium	237,591	-	(14,845)	222,746	-
Total bonds payable	11,900,740	34,408,171	(3,190,073)	43,118,838	3,925,761
Total OPEB liability	1,222,808	259,726	(97,901)	1,384,633	-
Compensated absences	659,689	663,007	(607,485)	715,211	536,408
Net pension liability	28,579,268	7,563,945	(8,123,808)	28,019,405	-
Total governmental activities	<u>\$ 42,362,505</u>	<u>\$ 42,894,849</u>	<u>\$ (12,019,267)</u>	<u>\$ 73,238,087</u>	<u>\$ 4,462,169</u>
Business-type activities					
General obligation notes	\$ 6,677,736	\$ 1,360,000	\$ (2,080,832)	\$ 5,956,904	\$ 144,403
Notes payable from direct borrowings	3,199,980	-	(216,824)	2,983,156	222,982
Total OPEB liability	155,692	31,284	(20,231)	166,745	-
Compensated absences	88,676	102,671	(76,375)	114,972	114,972
Net pension liability	1,002,004	279,084	(375,746)	905,342	-
Total business-type activities	<u>\$ 11,124,088</u>	<u>\$ 1,773,039</u>	<u>\$ (2,770,008)</u>	<u>\$ 10,127,119</u>	<u>\$ 482,357</u>

Compensated absences are reported in governmental funds only if they have matured. For governmental activities, compensated absences, the total OPEB liability, and the net pension liability are liquidated by the General Fund. For business-type activities, compensated absences, the total OPEB liability and the net pension liability are liquidated by the Water and Sewer Fund and the Building Department Fund.

TOWN OF LONGBOAT KEY, FLORIDA
NOTES TO THE FINANCIAL STATEMENTS
SEPTEMBER 30, 2019

NOTE 5 – LONG-TERM DEBT – CONTINUED

Long-term debt payable as of September 30, 2019, is composed of the following issues:

Bonds Payable

2010 Bank Loan (Facilities Improvements) - Refunding of the Series 1999 Bonds due in annual installments through October 1, 2019, in amounts ranging from \$245,000 to \$280,000, plus interest at a rate of 2.17% on various series maturities; collateralized by ad valorem tax levies. \$ 280,000

Special Assessment Revenue Bonds, Series 2018 (GMD Undergrounding Project), due in annual installments through August 1, 2046, in amounts ranging from \$380,000 to \$905,000, plus interest at various rates from 2.0% to 4.0%; collateralized by special assessments and backup covenant to budget and appropriate all other non-ad valorem tax revenues. 15,765,000

Special Assessment Revenue Bonds, Series 2018 (Neighborhoods Undergrounding Project), due in annual installments through August 1, 2048, in amounts ranging from \$205,000 to \$1,040,000, plus interest at various rates from 3.0% to 4.0%; collateralized by special assessments and backup covenant to budget and appropriate all other non-ad valorem tax revenues. 18,660,000

General Obligation Note, Series 2016, (Beach Renourishment) due in annual installments through June 1, 2020, plus interest at a rate of 1.79%; collateralized by ad valorem tax levies. 2,750,761

General Obligation Note, Series 2018 (Fire Stations Improvements/Replacement), due in annual installments through August 1, 2043, plus variable interest ranging from 3.00% to 5.00%; collateralized by ad valorem tax 5,655,000

General Obligation Refunding Note, Series 2019 (Water and Wastewater Improvements), due in annual installments through October 1, 2022, in amounts ranging from \$122,000 to \$493,000, plus interest at a rate of 2.41%; collateralized by ad valorem tax levies with the intention of payment coming from the net revenues of the utility system. 1,360,000

General Obligation Note, Series 2014 (Water and Wastewater Improvements), due in annual installments through October 1, 2030, in amounts ranging from \$19,836 to \$665,731, plus interest at a rate of 3.09%; collateralized by ad valorem tax levies with the intention of payment coming from the net revenues of the utility system. 4,596,904
Total bonds payable \$49,067,665

Notes Payable from Direct Borrowings

Water and Sewer State Revolving Fund Loans, due in annual installments of \$305,545 including interest at the rate of 2.82% on various maturities; collateralized by revenues of the Water and Sewer Fund. \$ 2,983,156
Total notes payable \$ 2,983,156

TOWN OF LONGBOAT KEY, FLORIDA

NOTES TO THE FINANCIAL STATEMENTS SEPTEMBER 30, 2019

NOTE 5 – LONG-TERM DEBT – CONTINUED

The annual debt service payments required on outstanding debt at September 30, 2019, are as follows:

Fiscal Year	G.O. (Facilities) - 2010 Bank Loan			G.O. (Sewer) - Series 2019		
	Principal	Interest	Total	Principal	Interest	Total
2020	\$ 280,000	\$ 3,038	\$ 283,038	\$ 122,000	\$ 22,930	\$ 144,930
2021	-	-	-	482,000	24,028	506,028
2022	-	-	-	493,000	12,279	505,279
2023	-	-	-	263,000	3,169	266,169
2024	-	-	-	-	-	-
2025-2029	-	-	-	-	-	-
2030-2034	-	-	-	-	-	-
2035-2039	-	-	-	-	-	-
2040-2044	-	-	-	-	-	-
2045-2048	-	-	-	-	-	-
	<u>\$ 280,000</u>	<u>\$ 3,038</u>	<u>\$ 283,038</u>	<u>\$ 1,360,000</u>	<u>\$ 62,406</u>	<u>\$ 1,422,406</u>

Fiscal Year	G.O. (Sewer) - Series 2014			G.O. (Beach) - 2016 Bank Loan		
	Principal	Interest	Total	Principal	Interest	Total
2020	\$ 22,403	\$ 141,698	\$ 164,101	\$ 2,750,761	\$ 49,239	\$ 2,800,000
2021	23,095	140,995	164,090	-	-	-
2022	23,809	140,271	164,080	-	-	-
2023	266,345	135,788	402,133	-	-	-
2024	554,601	123,104	677,705	-	-	-
2025-2029	3,040,920	343,485	3,384,405	-	-	-
2030-2034	665,731	10,286	676,017	-	-	-
2035-2039	-	-	-	-	-	-
2040-2044	-	-	-	-	-	-
2045-2048	-	-	-	-	-	-
	<u>\$ 4,596,904</u>	<u>\$ 1,035,627</u>	<u>\$ 5,632,531</u>	<u>\$ 2,750,761</u>	<u>\$ 49,239</u>	<u>\$ 2,800,000</u>

Fiscal Year	Revenue Bond (GMD) - Series 2018			Revenue Bond (NH) - Series 2018		
	Principal	Interest	Total	Principal	Interest	Total
2020	\$ 380,000	\$ 563,956	\$ 943,956	\$ 375,000	\$ 704,731	\$ 1,079,731
2021	385,000	556,356	941,356	390,000	689,731	1,079,731
2022	395,000	548,656	943,656	405,000	674,131	1,079,131
2023	405,000	536,806	941,806	420,000	657,931	1,077,931
2024	420,000	524,656	944,656	440,000	641,131	1,081,131
2025-2029	2,285,000	2,427,231	4,712,231	2,425,000	2,977,406	5,402,406
2030-2034	2,660,000	2,053,738	4,713,738	2,820,000	2,581,013	5,401,013
2035-2039	3,185,000	1,522,200	4,707,200	3,370,000	2,017,400	5,387,400
2040-2044	3,875,000	832,000	4,707,000	4,095,000	1,288,400	5,383,400
2045-2048	1,775,000	107,200	1,882,200	3,920,000	400,000	4,320,000
	<u>\$ 15,765,000</u>	<u>\$ 9,672,799</u>	<u>\$ 25,437,799</u>	<u>\$ 18,660,000</u>	<u>\$ 12,631,874</u>	<u>\$ 31,291,874</u>

TOWN OF LONGBOAT KEY, FLORIDA

**NOTES TO THE FINANCIAL STATEMENTS
SEPTEMBER 30, 2019**

NOTE 5 – LONG-TERM DEBT – CONTINUED

The annual debt service payments required on outstanding debt at September 30, 2019, are as follows:

Fiscal Year	G.O. (Fire Stations) - Series 2018			State Revolving Fund Loans (Sewer)		
	Principal	Interest	Total	Principal	Interest	Total
2020	\$ 140,000	\$ 212,931	\$ 352,931	\$ 222,982	\$ 82,564	\$ 305,546
2021	150,000	205,931	355,931	229,314	76,232	305,546
2022	155,000	198,431	353,431	235,826	69,719	305,545
2023	160,000	190,681	350,681	242,523	63,022	305,545
2024	170,000	182,681	352,681	249,411	56,135	305,546
2025-2029	990,000	776,656	1,766,656	1,357,408	170,320	1,527,728
2030-2034	1,195,000	575,650	1,770,650	445,692	12,627	458,319
2035-2039	1,395,000	372,625	1,767,625	-	-	-
2040-2044	1,300,000	115,500	1,415,500	-	-	-
2045-2048	-	-	-	-	-	-
	<u>\$ 5,655,000</u>	<u>\$2,831,086</u>	<u>\$ 8,486,086</u>	<u>\$ 2,983,156</u>	<u>\$ 530,619</u>	<u>\$ 3,513,775</u>

Fiscal Year	Total		
	Principal	Interest	Total
2020	\$ 4,293,146	\$ 1,781,087	\$ 6,074,233
2021	1,659,409	1,693,273	3,352,682
2022	1,707,635	1,643,487	3,351,122
2023	1,756,868	1,587,397	3,344,265
2024	1,834,012	1,527,707	3,361,719
2025-2029	10,098,328	6,695,098	16,793,426
2030-2034	7,786,423	5,233,314	13,019,737
2035-2039	7,950,000	3,912,225	11,862,225
2040-2044	9,270,000	2,235,900	11,505,900
2045-2048	5,695,000	507,200	6,202,200
	<u>\$ 52,050,821</u>	<u>\$26,816,688</u>	<u>\$ 78,867,509</u>

TOWN OF LONGBOAT KEY, FLORIDA
NOTES TO THE FINANCIAL STATEMENTS
SEPTEMBER 30, 2019

NOTE 5 – LONG-TERM DEBT – CONTINUED

Authorized but Unissued Debt

The total of authorized but unissued bonds at September 30, 2019, is \$28,045,426.

Project	Bonding Authorization	Previously Bonded	Authorized But Unissued
Water and Wastewater Improvement Projects	\$ 27,000,000	\$ 13,869,574	\$ 13,130,426
Fire Stations	5,895,000	5,655,000	240,000
GMD Utility Undergrounding	25,250,000	15,765,000	9,485,000
Neighborhood Utility Undergrounding	23,850,000	18,660,000	5,190,000
			<u>\$ 28,045,426</u>

Pursuant to a resolution adopted by referendum on March 17, 2009, the Town authorized the issuance of tax-exempt debt not to exceed \$27,000,000 to reimburse various costs and expenses relating to the acquisition, rehabilitation, replacement and equipping of various capital improvements to the Town's water and wastewater utility system.

Pursuant to an Ordinance adopted by referendum on November 3, 2015, the Town authorized the issuance of Revenue Bonds and/or Notes not to exceed \$25,250,000 maturing on or within 30 years of issuance, and payable from special non-ad valorem assessments and other non-ad valorem revenues if necessary, to finance the cost of undergrounding electrical, communications, fiber optics and other utilities and the installation of street lighting relating to Gulf of Mexico Drive. Bonds were issued in the amount of \$15,765,000 on December 31, 2018.

Pursuant to an Ordinance adopted by referendum on March 15, 2016, the Town authorized the issuance of Revenue Bonds and/or Notes not to exceed \$23,850,000 maturing on or within 30 years of issuance, and payable from special non-ad valorem assessments and other non-ad valorem revenues if necessary, to finance the cost of undergrounding electrical, communications, fiber optics and other utilities and the installation of street lighting relating to Neighborhoods. Bonds were issued in the amount of \$18,865,000 on December 31, 2018. The Town redeemed \$205,000 of those bonds on August 1, 2019.

Pursuit to a resolution adopted by referendum on March 20, 2018, the Town authorized the issuance of Bonds and/or Notes not to exceed \$5,895,000, maturing not beyond 25 years from issuance, payable from the full faith, credit and unlimited ad valorem taxing power of the Town, to finance the design, demolition, construction, replacement, reconstruction, renovation, improvement, and/or equipping of the Fire Stations. Bonds were issued in the amount of \$5,655,000 on September 12, 2018.

Refunding

During 2019, the Town issued \$1,360,000 of Series 2019 General Obligation Refunding Note for the purpose of refunding \$1,644,400 of the General Obligation Bonds, Series 2009. The refunding note in addition with \$353,206 of available debt service funds, less issuance costs were used to prepay and redeem the old note on July 3, 2019. The refunding resulted in an economic savings to the Town of \$53,983.

NOTE 6 – RESTRICTIONS ON NET POSITION/FUND BALANCES

The net position of the Water and Sewer Fund is restricted in the amount of \$274,362 in accordance with the terms of the bond ordinances and Town policy, which require establishment of reserve accounts equal to the debt service of the next fiscal year. In the Water and Sewer Fund net position has been further restricted, in the amount of \$1,439,046 representing the balance of water and sewer connection fees and related investment earnings collected for further capital additions or payments on bonds related to the water and sewer system. Management of the Town has chosen to reflect these as restrictions of net position, as appropriate for the fund types involved.

TOWN OF LONGBOAT KEY, FLORIDA
NOTES TO THE FINANCIAL STATEMENTS
SEPTEMBER 30, 2019

NOTE 6 – RESTRICTIONS ON NET POSITION/FUND BALANCES (CONTINUED)

Governmental fund balances are classified as follows:

General Fund		
Nonspendable:	Inventory	\$ 6,250
	Prepaid items	7,918
Assigned:	Offset future pension costs	1,310,075
	Economic uncertainty	1,350,000
	Australian Pine tree removal	15,737
	Encumbrances	71,673
Unassigned		7,270,861
Total General Fund fund balance		<u>\$ 10,032,514</u>
GMD Assessments Fund		
Restricted:	Undergrounding special assessments costs	<u>\$ 233,211</u>
Neighborhoods Assessments Fund		
Unassigned		<u>\$ (180,238)</u>
G.O. Beach Bonds Fund		
Restricted:	Debt service	<u>\$ 226,993</u>
Beach Nourishment Capital Project Fund		
Restricted:	Beach nourishment and projects	\$ 11,220,411
Assigned:	Encumbrances	302,824
Total Beach Nourishment Capital Project Fund fund balance		<u>\$ 11,523,235</u>
GMD Undergrounding Capital Project Fund		
Restricted:	GMD Undergrounding	\$ 14,384,670
Assigned:	Encumbrances	1,993,045
Total GMD Undergrounding Capital Project Fund fund balance		<u>\$ 16,377,715</u>
Neighborhoods Undergrounding Capital Project Fund		
Restricted:	Neighborhoods Undergrounding	\$ 12,865,432
Assigned:	Encumbrances	7,120,551
Total GMD Undergrounding Capital Project Fund fund balance		<u>\$ 19,985,983</u>
Nonmajor Governmental Funds		
Nonspendable:	Inventory	\$ 91,721
Restricted:	Sarasota Infrastructure Surtax	1,009,132
	Manatee Infrastructure Surtax	107,567
	Tourist Development Tax	1,152,729
	Highway maintenance and road improvements	343,513
	Tree Replacement	53,452
	Police Training	24,982
	Law Enforcement	155,036
	General Obligation Facility Bonds	293,523
	General Obligation Fire Stations Bonds	2,698
	Neighborhood Undergrounding Bonds	334
	Streets Capital Projects	787,289
	Fire Station Capital Project	5,089,916
	Other Capital Projects	246,821
	Land Acquisition Fees	873,829
	Canal Dredging	888,418
	Parks and Recreation	194,791
Assigned:	Streets Capital Projects - encumbrances	345,125
	Fire Station Capital Project - encumbrances	392,639
	Parks and Recreation - encumbrances	28,424
	Other Capital Projects - encumbrances	3,676
	Land Acquisition - encumbrances	4,525
	Canal Dredging - encumbrances	46,360
Unassigned:	Tennis Center	(4,279)
Total Nonmajor Governmental Funds fund balance		<u>\$ 12,132,221</u>
Total governmental funds fund balance		<u>\$ 70,331,634</u>

TOWN OF LONGBOAT KEY, FLORIDA
NOTES TO THE FINANCIAL STATEMENTS
SEPTEMBER 30, 2019

NOTE 7 – INTERFUND BALANCES AND TRANSFERS

The composition of interfund transfers for the year ended September 30, 2019, is as follows:

	Transfers In			Total Transfers
	General Fund	Beach Nourishment	Non Major Governmental	
Transfers Out				
General Fund	\$ -	\$ -	\$ 117,500 ⁽⁴⁾	\$ 117,500
GMD Assessments Fund	-	-	330,541 ⁽⁵⁾	330,541
Neighborhoods Assessments Fund	-	-	417,619 ⁽⁶⁾	417,619
Water and Sewer Fund	1,026,887 ⁽¹⁾	-	5,900 ⁽⁷⁾	1,032,787
Building Department Fund	265,000 ⁽²⁾	-	-	265,000
Non Major Governmental Funds	-	579,793 ⁽³⁾	500,000 ⁽⁸⁾	1,079,793
Total Transfers	<u>\$ 1,291,887</u>	<u>\$ 579,793</u>	<u>\$ 1,371,560</u>	<u>\$ 3,243,240</u>

⁽¹⁾ Administration fees transferred to General Fund from Water and Sewer Enterprise Fund.

⁽²⁾ Administration fees transferred to General Fund from Building Enterprise Fund.

⁽³⁾ Transfer of Tourist Development Taxes to fund Beach Renourishment Projects.

⁽⁴⁾ Transfer to Other Capital Projects Fund for capital purchases made with general ad valorem taxes.

⁽⁵⁾ Transfer from GMD Assessments to GMD Debt Fund to cover debt service payment.

⁽⁶⁾ Transfer from Neighborhood Assessments to Neighborhood Debt Fund to cover debt service payment.

⁽⁷⁾ Transfer from Water and Sewer Fund to the Road & Bridge Fund for shared equipment purchase.

⁽⁸⁾ Transfer gas tax revenue from Road & Bridge Fund to the Streets Capital Projects Fund for construction.

NOTE 8 – COMPLIANCE

The Town Commission passed a Resolution to amend the budget to cover the negative balances. However, there are some accounts in the General Fund that finished with immaterial negative balances.

NOTE 9 – COMMITMENTS

Grant Programs

The Town participates in several state and federally assisted grant programs. These programs are subject to program compliance audits by the grantors or their representatives periodically. Such grant programs include FEMA, Department of Environmental Protection Beach Restorations and various other state and local grants.

Contract Commitments

The Town has open construction contracts and other commitments totaling approximately \$10.5 million of which \$0.4 million is for business-type activities and \$10.1 million is for governmental activities.

TOWN OF LONGBOAT KEY, FLORIDA
NOTES TO THE FINANCIAL STATEMENTS
SEPTEMBER 30, 2019

NOTE 10 – RISK MANAGEMENT

The Town is exposed to various risks of loss related to torts: theft of, damage to, and destruction of assets; errors and omissions; injuries to employees; natural disasters and pollution related activities. The Town's participation in the risk pool requires annual premium payments in return for transferring risks among pool participants. Settled claims from these risks have not exceeded the risk pool insurance limits nor have additional premiums been assessed relative to the past three years.

The Town is a member of a purchasing cooperative of government agencies for the purpose of providing employee health benefits through Public Risk Management of Florida Group Health Trust. The Town offers to its employees and covered dependents a choice of two medical plans, two dental plans, vision, life and long- and short-term disability insurance. Medical plans do not have a lifetime maximum per insured.

NOTE 11 – OTHER POST-EMPLOYMENT BENEFITS

The Town administers a single-employer OPEB plan. The purpose of this plan is to account for the implicit rate subsidy the Town provides to its retirees. Florida Statutes require that municipalities provide their retirees access to the same health insurance programs as their current employees at the same rates. Since the inclusion of the retirees results in higher overall health insurance costs to the municipality which cannot be passed on to the retirees, it in effect results in what is called the implicit rate subsidy. This is the only post-employment benefit the Town provides to its retirees other than its pension plans.

Employees who retire under a Town-sponsored pension plan are entitled to participate in the group medical insurance plan, provided, if the Town has a Medicare Supplemental Plan, the employee will be entitled to participate only in the Medicare Supplemental Plan.

Membership in the plan consisted of the following at September 30, 2018:

Retirees and beneficiaries receiving benefits	32
Active plan members	109
Covered spouses	<u>8</u>
Total	149

Separate financial statements for the Town's OPEB plan are not available. Funds from the General Fund are used to liquidate the total OPEB liability.

This actuarial valuation involves estimates of the value of reported amounts and assumptions about the probability of events far into the future. Examples include assumptions about future employment, mortality, and the healthcare cost trend.

Amounts determined regarding the funded status of the plan and the annual required contributions of the employer are subject to constant revision as actual experience is compared with past expectations and new estimates are made about the future. The schedule of funding progress presented in the notes to the financial statements, presents multi-year trend information that shows whether the actuarial value of plan assets is increasing or decreasing over time relative to the actuarial liabilities for benefits.

TOWN OF LONGBOAT KEY, FLORIDA
NOTES TO THE FINANCIAL STATEMENTS
SEPTEMBER 30, 2019

NOTE 11 – OTHER POST-EMPLOYMENT BENEFITS – CONTINUED

Calculations are based upon the types of benefits provided under the terms of the substantive plan at the time of the valuation and on the pattern of sharing of costs between the employer and plan members to that point. Calculations reflect a long-term prospective, so methods and assumptions used include techniques that are designed to reduce short-term volatility in actuarial accrued liabilities and the actuarial value of assets.

Benefits Provided:

Retirees and their dependents can continue participating in the group insurance plans offered by the Town of Longboat Key, but they are required to contribute 100% of the active premiums.

Total OPEB Liability of the Town

Effective October 1, 2017, the Town implemented the provisions of GASB Statement No. 75, *Accounting and Financial Reporting for Post-employment Benefits Other Than Pensions*, which significantly changed the Town's accounting for OPEB amounts. The information disclosed below is presented in accordance with this standard.

The Town's total OPEB liability was measured as of September 30, 2018, and was determined by an actuarial valuation as of September 30, 2018.

Actuarial Assumptions. The total OPEB was determined by an actuarial valuation as of September 30, 2018, using the following actuarial assumptions:

Inflation Rate:	2.50%
Salary Increase:	Varies by service
Discount Rate:	4.18%
Initial Trend Rate:	8.00%
Ultimate Trend Rate:	4.00%
Years to Ultimate:	56
Participation Rate:	30%

For general employees, mortality rates were based on the RP-2000 mortality tables. For female lives, 100% of the white-collar table was used. For male lives, a 50% white collar table, 50% blue collar table blend was used. All tables include fully generational adjustments for mortality improvements using improvement scale BB. For disabled lives, mortality rates were based on the RP-2000 sex-distinct disabled mortality tables with female lives set forward two years, male lives set back four years. Disabled mortality has not been adjusted for mortality improvements.

For police and fire employees, mortality rates were also based on various RP-2000 mortality tables. For female lives, 100% of the white-collar table was used. For male lives, a 10% white collar table, 90% blue collar table blend was used. All tables include fully generational adjustments for mortality improvements using improvement scale BB. For disabled female lives, a blend of 60% of the RP-2000 disabled female mortality table set forward two years and 40% of the white collar table with no setback was used. For disabled male lives, a blend of 60% of the RP-2000 disabled male mortality table set back four years and 40% of the white-collar table with no setback was used. Disabled mortality has not been adjusted for mortality improvements.

Discount Rate:

Given the Town's decision not to fund the program, all future benefit payments were discounted using a high-quality municipal bond rate of 4.18%. The high-quality municipal bond rate was based on the week closest but not later than the measurement date of the Bond Buyer 20-Bond Index as published by the Federal Reserve. The 20-Bond Index consists of 20 general obligation bonds that mature in 20 years. The average rating of the 20 bonds is roughly equivalent to Moody's Investors Service's Aa2 rating and Standard & Poor's Corp.'s AA.

TOWN OF LONGBOAT KEY, FLORIDA
NOTES TO THE FINANCIAL STATEMENTS
SEPTEMBER 30, 2019

NOTE 11 – OTHER POST-EMPLOYMENT BENEFITS – CONTINUED

Changes in the Total OPEB Liability of the Town. The changes in the total OPEB liability of the Town for the year ended September 30, 2019, were as follows:

	Total OPEB Liability
Balances at September 30, 2018	\$ 1,378,500
Changes for the year:	
Service cost	60,955
Interest	50,864
Differences between expected and actual experience	(33,200)
Changes of assumptions	179,191
Changes of benefit terms	-
Contributions - employer	-
Benefit payments	(84,932)
Net changes	<u>172,878</u>
Balances at September 30, 2019	<u><u>\$ 1,551,378</u></u>

Differences Between Expected and Actual Experience reflects the impact of changes to the census data from the prior valuation to the valuation as of September 30, 2018.

Changes of Assumptions reflect a change in the discount rate from 3.64% for the reporting period ended September 30, 2018, to 4.18% for the reporting period ended September 30, 2019. Also reflected under changes of assumptions are updated:

- Health care costs and premiums,
- Health care cost trend rates,
- Percentage of service-related disablements for firefighters,
- Salary scale increases, and
- Participation rates for future retirees and their covered spouses.

The required schedule of changes in the Town's total OPEB liability and related ratios immediately following the notes to the financial statements presents multi-year trend information about the total OPEB liability.

Sensitivity of the total OPEB liability to changes in the discount rate. The following presents the total OPEB liability of the Town, as well as what the Town's total OPEB liability would be if it were calculated using a discount rate that is 1-percentage-point lower (3.18%) or 1-percentage-point higher (5.18%) than the current discount rate:

	1% Decrease (3.18%)	Current Discount Rate (4.18%)	1% Increase (5.18%)
Total OPEB liability	\$ 1,660,715	\$ 1,551,378	\$ 1,453,022

TOWN OF LONGBOAT KEY, FLORIDA
NOTES TO THE FINANCIAL STATEMENTS
SEPTEMBER 30, 2019

NOTE 11 – OTHER POST-EMPLOYMENT BENEFITS – CONTINUED

Sensitivity of the total OPEB liability to changes in the healthcare cost trend rates. The following presents the total OPEB liability of the Town, as well as what the Town's total OPEB liability would be if it were calculated using healthcare cost trend rates that are 1-percentage-point lower or 1-percentage-point higher than the current healthcare cost trend rates:

	1% Decrease (3.00 - 7.00%)	Healthcare Cost Trend Rates (4.00 - 8.00%)	1% Increase (5.00 - 9.00%)
Total OPEB liability	\$ 1,445,496	\$ 1,551,378	\$ 1,671,148

Actuarial valuations involve estimates of the value of reported amounts and assumptions about the probability of events far into the future, and actuarially determined amounts are subject to continual revisions as results are compared to past expectations and new estimates are made about the future. Actuarial calculations reflect a long-term perspective. Calculations are based on the substantive plan in effect as of September 30, 2019, and the current sharing pattern of costs between employer and inactive employees.

OPEB Expense and Deferred Outflows of Resources and Deferred Inflows of Resources Related to OPEB

For the year ended September 30, 2019, the Town recognized OPEB expense of \$126,971. At September 30, 2019, the Town reported deferred outflows of resources and deferred inflows of resources related to OPEB from the following sources:

Description	Deferred Outflows of Resources	Deferred Inflows of Resources
Differences between expected and actual experience	\$ -	\$ 27,665
Change of assumptions	149,325	36,716
Town contributions subsequent to the measurement date	141,836	-
	<u>\$ 291,161</u>	<u>\$ 64,381</u>

The deferred outflow of resources totaling \$141,836 resulting from Town contributions subsequent to the plan measurement date will be recognized as a reduction of the total OPEB liability in the fiscal year ended September 30, 2020. Amounts reported as deferred inflows of resources related to OPEB will be recognized in OPEB expense as follows:

Fiscal Year Ending September 30:	Amount
2020	\$ 15,153
2021	15,153
2022	15,153
2023	15,153
2024	24,332
Thereafter	-

TOWN OF LONGBOAT KEY, FLORIDA
NOTES TO THE FINANCIAL STATEMENTS
SEPTEMBER 30, 2019

NOTE 12 – EXCESS OF EXPENDITURES OVER APPROPRIATIONS

The Town had no significant amounts of expenditures in excess of appropriations as of September 30, 2019.

NOTE 13 – DEFINED CONTRIBUTION PLANS

The Town adopted and maintains several salary savings plans available to various employee groups. The Town has a 401(a), a 401(k) and a Roth Salary Savings Plan. The plans are administered on behalf of the Town by the ICMA Retirement Corporation, an unrelated financial institution.

Plan Description

The Town's 401(a) plan is a pre-tax defined contribution governmental money purchase plan in which participants may contribute a percentage of their base pay to the plan each pay period and receive a matching contribution from the Town as outlined in the plan. Participants are not taxed on the contributions until the funds are withdrawn, usually at retirement. The plan applies to all regular, full-time employees, who are not firefighters. The normal retirement age is 59.5 to 62 based on employee group.

The 401(k) plan is a voluntary pre-tax defined contribution profit sharing plan and trust, with a normal retirement date of 59.5 applicable to the General Employees, At Will, Managers, Police Deputy Chiefs and Police Captains.

Town Matching

Due to the freezing of the defined benefit plan, the Town makes a base contribution to the employee's 401(a) plan as shown below. In addition, the Town has various voluntary matching programs based on employee groups as shown below:

Employee Group	Town Contribution	Additional Matching Program	
		Employee Contribution	Town Match
General Employees	6%	0 - 6%	50% up to 3%
Police Officers	10%	0 - 3%	100% up to 3%
At Will	16%	Not Available	Not Available
Town Manager	17.80%	Not Available	Not Available

The 401(k) plan provides for an elective deferral of up to 6% of earnings with an employer match based on the Participant's years of service: from 1 to 5 years of service a 25% match; for 5 or more years of service a 50% match.

The Town's contributions to the 401(a) and 401(k) Plans for the years ended September 30, 2019 and 2018, were \$697,388 and \$656,564, respectively.

TOWN OF LONGBOAT KEY, FLORIDA
NOTES TO THE FINANCIAL STATEMENTS
SEPTEMBER 30, 2019

NOTE 13 – DEFINED CONTRIBUTION PLANS – CONTINUED

Forfeitures

A participant who separates from service prior to obtaining full vesting shall forfeit that percentage of his/her employer contribution account balance which has not vested as of the date such participant incurs a break in service of five consecutive years or, if earlier, the date such participant receives, or is deemed to have received, distribution of the entire non-forfeitable interest in his/her employer contribution account.

All amounts forfeited by terminated participants shall be allocated to a suspense account and used to reduce dollar for dollar employer contributions otherwise required under the Plan for the current plan year and succeeding plan years, if necessary. Forfeitures may first be used to pay the reasonable administrative expenses of the Plan, with any remainder being applied to reduce employer contributions. There are no forfeitures reflected in pension expense for the fiscal year 2019.

Rollover Contributions by Participants

Participants may rollover funds contained in another qualified retirement plan or IRA to the Plan.

Vesting Provisions

Former participants of the Town of Longboat Key Defined Benefit Plan are vested immediately for the Town's matching contributions. New hires are 100% vested for the Town's matching contributions after five years of service. The Town Manager and At Will employees are vested immediately. Participants are eligible to withdraw the retirement funds when they are no longer employed by the Town or reach age 59.5 or 62, depending on the employee group. Participants may choose distribution in a single payment, installment payments, life annuity or rollover to another qualified retirement account.

NOTE 14 – SUBSEQUENT EVENTS

The Town irrevocably called \$130,000 of Special Assessment Revenue Bonds, Series 2018 (Gulf of Mexico Drive Undergrounding Project) under the extraordinary mandatory redemption feature on February 1, 2020.

The Town Commission adopted Ordinance 2019-13 on December 2, 2019, providing for a Gulfside and Bayside District Referendum, to be held March 17, 2020. The Referendum, if approved, authorizes the issuance of General Obligation Bonds/Notes up to \$34.5 million maturing not later than eight years, for the construction of erosion control structures, beach restoration and renourishment, and maintenance capital projects on Longboat Key. The Town anticipates additional funding sources and other cost savings that will likely reduce the actual borrow amount to an estimated \$28.5 million.

THIS PAGE INTENTIONALLY LEFT BLANK

Required Supplementary Information

THIS PAGE INTENTIONALLY LEFT BLANK

General Fund

The General Fund is the principal fund of the Town and is used to account for all activities of the Town, except those required to be accounted for in another fund. The General Fund accounts for the normal recurring activities of the Town (i.e., general government, public safety, transportation, and culture and recreation). These activities are funded principally by property taxes, user fees, and grants from other governmental units.

THIS PAGE INTENTIONALLY LEFT BLANK

TOWN OF LONGBOAT KEY, FLORIDA

**SCHEDULE OF REVENUES, EXPENDITURES AND CHANGES IN FUND BALANCES
BUDGET AND ACTUAL - GENERAL FUND
FOR THE YEAR ENDED SEPTEMBER 30, 2019**

	Budgeted Amounts		Actual	Variance with Final Budget
	Original	Final		
Revenues				
Property taxes	\$ 12,189,326	\$ 12,189,326	\$ 12,197,308	\$ 7,982
Other taxes	159,000	159,000	122,760	(36,240)
Licenses and permits	27,600	27,600	16,468	(11,132)
Intergovernmental	1,364,800	1,364,800	1,359,265	(5,535)
Charges for services	358,980	358,980	421,521	62,541
Franchise fees	700,700	700,700	715,947	15,247
Fines and forfeitures	20,750	20,750	29,627	8,877
Grant revenues	-	-	394,371	394,371
Investment earnings	179,652	179,652	392,885	213,233
Miscellaneous revenues	107,750	107,750	130,733	22,983
Other financing sources:				
Transfers in	1,391,887	1,391,887	1,291,887	(100,000)
Proceeds from the sale of capital assets	-	-	29,668	29,668
Total revenues	<u>\$ 16,500,445</u>	<u>\$ 16,500,445</u>	<u>\$ 17,102,440</u>	<u>\$ 601,995</u>
Expenditures:				
Current				
General government				
Legislative				
Town Commission	\$ 30,500	\$ 30,500	\$ 16,682	\$ 13,818
Town Manager	402,487	414,794	411,350	3,444
Town Clerk	398,942	398,942	360,739	38,203
Financial and administrative				
Finance Department	712,352	712,352	687,288	25,064
Public Works	551,777	574,537	529,947	44,590
Legal counsel	446,000	446,000	281,535	164,465
Support services	510,476	510,476	480,289	30,187
Comprehensive planning				
Planning and zoning	629,237	629,237	545,632	83,605
Other general government				
Information Technology	705,018	725,067	670,218	54,849
Municipal buildings	144,191	144,191	122,696	21,495
General services	763,561	751,254	364,430	386,824
Total general government	<u>5,294,541</u>	<u>5,337,350</u>	<u>4,470,806</u>	<u>866,544</u>
Public safety				
Law enforcement				
Police Department	3,114,704	3,114,704	3,022,719	91,985
Fire control/rescue service				
Fire Department	6,925,574	6,901,474	6,820,437	81,037
Emergency and disaster relief services	82,793	82,793	83,980	(1,187)
Total public safety	<u>10,123,071</u>	<u>10,098,971</u>	<u>9,927,136</u>	<u>171,835</u>
Transportation				
Street Department	<u>698,063</u>	<u>698,063</u>	<u>608,797</u>	<u>89,266</u>
Culture and recreation				
Parks Division	235,566	235,566	201,548	34,018
Recreation Center	45,092	45,092	35,909	9,183
Total culture and recreation	<u>280,658</u>	<u>280,658</u>	<u>237,457</u>	<u>43,201</u>

(Continued)

The accompanying notes to financial statements are an integral part of this statement.

TOWN OF LONGBOAT KEY, FLORIDA

**SCHEDULE OF REVENUES, EXPENDITURES AND CHANGES IN FUND BALANCES
BUDGET AND ACTUAL - GENERAL FUND
FOR THE YEAR ENDED SEPTEMBER 30, 2019**

	Budgeted Amounts		Actual	Variance with Final Budget
	Original	Final		
Expenditures (continued):				
Capital outlay				
General government	\$ -	\$ 63,935	\$ 60,886	\$ 3,049
Public safety	-	24,100	23,057	1,043
Total capital outlay	-	88,035	83,943	4,092
Transfers out	117,500	117,500	117,500	-
Total expenditures	16,513,833	16,620,577	15,445,639	1,174,938
Change in fund balance	\$ (13,388)	\$ (120,132)	\$ 1,656,801	\$ 1,776,933

The accompanying notes to financial statements are an integral part of this statement.

TOWN OF LONGBOAT KEY, FLORIDA

**SCHEDULE OF REVENUES, EXPENDITURES AND CHANGE IN FUND BALANCES
BUDGET AND ACTUAL - GMD ASSESSMENTS FUND
FOR THE YEAR ENDED SEPTEMBER 30, 2019**

	Budgeted Amounts		Actual	Variance with Final Budget
	Original	Final		
Revenues				
Investment earnings	\$ 24,409	\$ 24,409	\$ 374,586	\$ 350,177
Special assessments	1,495,339	1,495,339	84,628	(1,410,711)
Total revenues	<u>1,519,748</u>	<u>1,519,748</u>	<u>459,214</u>	<u>(1,060,534)</u>
Expenditures				
Current				
General government	73,621	73,621	34,303	39,318
Total expenditures	<u>73,621</u>	<u>73,621</u>	<u>34,303</u>	<u>39,318</u>
Excess of revenues over expenditures	<u>1,446,127</u>	<u>1,446,127</u>	<u>424,911</u>	<u>(1,021,216)</u>
Other financing uses				
Transfers out	(1,400,000)	(1,400,000)	(330,541)	1,069,459
Total other financing uses	<u>(1,400,000)</u>	<u>(1,400,000)</u>	<u>(330,541)</u>	<u>1,069,459</u>
Change in fund balance	46,127	46,127	94,370	48,243
Fund balance, beginning of year	<u>138,841</u>	<u>138,841</u>	<u>138,841</u>	<u>-</u>
Fund balance, end of year	<u>\$ 184,968</u>	<u>\$ 184,968</u>	<u>\$ 233,211</u>	<u>\$ 48,243</u>

The accompanying notes to financial statements are an integral part of this statement.

TOWN OF LONGBOAT KEY, FLORIDA

**SCHEDULE OF REVENUES, EXPENDITURES AND CHANGE IN FUND BALANCES
BUDGET AND ACTUAL - NEIGHBORHOODS ASSESSMENTS FUND
FOR THE YEAR ENDED SEPTEMBER 30, 2019**

	Budgeted Amounts		Actual	Variance with Final Budget
	Original	Final		
Revenues				
Investment earnings	\$ 15,000	\$ 15,000	\$ 442,580	\$ 427,580
Special assessments	1,310,920	1,310,920	30,678	(1,280,242)
Total revenues	<u>1,325,920</u>	<u>1,325,920</u>	<u>473,258</u>	<u>(852,662)</u>
Expenditures				
Current				
General government	75,900	75,900	30,877	45,023
Debt service				
Principal retirement	-	-	205,000	(205,000)
Total expenditures	<u>75,900</u>	<u>75,900</u>	<u>235,877</u>	<u>(159,977)</u>
Excess of revenues over expenditures	<u>1,250,020</u>	<u>1,250,020</u>	<u>237,381</u>	<u>(1,012,639)</u>
Other financing uses				
Transfers out	(1,200,000)	(1,200,000)	(417,619)	782,381
Total other financing uses	<u>(1,200,000)</u>	<u>(1,200,000)</u>	<u>(417,619)</u>	<u>782,381</u>
Change in fund balance	50,020	50,020	(180,238)	(230,258)
Fund balance, beginning of year	-	-	-	-
Fund balance (deficit), end of year	<u>\$ 50,020</u>	<u>\$ 50,020</u>	<u>\$ (180,238)</u>	<u>\$ (230,258)</u>

The accompanying notes to financial statements are an integral part of this statement.

TOWN OF LONGBOAT KEY, FLORIDA

**SCHEDULE OF REVENUES, EXPENDITURES AND CHANGES IN FUND BALANCES
BUDGET AND ACTUAL - GENERAL OBLIGATION BEACH BONDS FUND
FOR THE YEAR ENDED SEPTEMBER 30, 2019**

	Budgeted Amounts		Actual	Variance with Final Budget
	Original	Final		
Revenues				
Property taxes	\$ 2,800,000	\$ 2,800,000	\$ 2,812,226	\$ 12,226
Intergovernmental revenue	16,150	16,150	38,004	21,854
Total revenues	<u>2,816,150</u>	<u>2,816,150</u>	<u>2,850,230</u>	<u>34,080</u>
Expenditures				
Current				
General government	1,050	1,050	690	360
Debt service				
Principal retirement	2,702,388	2,702,388	2,702,388	-
Interest	97,611	97,611	97,611	-
Total expenditures	<u>2,801,049</u>	<u>2,801,049</u>	<u>2,800,689</u>	<u>360</u>
Change in fund balance	15,101	15,101	49,541	34,440
Fund balance, beginning of year	<u>177,452</u>	<u>177,452</u>	<u>177,452</u>	<u>-</u>
Fund balance, end of year	<u><u>\$ 192,553</u></u>	<u><u>\$ 192,553</u></u>	<u><u>\$ 226,993</u></u>	<u><u>\$ 34,440</u></u>

The accompanying notes to financial statements are an integral part of this statement.

TOWN OF LONGBOAT KEY, FLORIDA

**REQUIRED SUPPLEMENTARY INFORMATION
SCHEDULE OF CHANGES IN NET PENSION LIABILITY
AND RELATED RATIOS - GENERAL EMPLOYEES' PENSION**

Reporting period ending measurement date	9/30/2020 9/30/2019	9/30/2019 9/30/2018	9/30/2018 9/30/2017	9/30/2017 9/30/2016	9/30/2016 9/30/2015	9/30/2015 9/30/2014	9/30/2014 9/30/2013
Total pension liability							
Service cost	\$ 2,231	\$ 2,272	\$ 4,174	\$ 753	\$ 2,151	\$ 2,197	\$ 2,053
Interest on total pension liability	1,009,583	1,020,110	1,020,584	988,019	1,008,600	999,070	976,287
Change of benefit terms	-	-	-	(327,798)	-	-	-
Differences between expected and actual experience	(253,661)	54,437	240,109	51,519	34,090	-	-
Change of assumptions	-	-	-	508,618	-	-	-
Benefit payments, including refunds of employee contributions	(997,983)	(1,456,337)	(1,083,136)	(1,091,116)	(928,199)	(801,953)	(504,068)
Net change in total pension liability	(239,830)	(379,518)	181,731	129,995	116,642	199,314	474,272
Total pension liability - beginning	14,919,372	15,298,890	15,117,159	14,987,164	14,870,522	14,671,208	14,196,936
Total pension liability - ending (a)	\$14,679,542	\$14,919,372	\$15,298,890	\$15,117,159	\$14,987,164	\$14,870,522	\$14,671,208
Plan fiduciary net position							
Contributions - employer	\$ 758,168	\$ 742,489	\$ 712,431	\$ 738,676	\$ 704,515	\$ 597,459	\$ 986,240
Contributions - state	-	-	-	-	-	-	-
Contributions - employee	-	-	-	-	-	-	153,500
Net investment income	308,291	861,006	1,114,680	797,582	(86,333)	912,279	865,755
Benefit payments, including refunds of member contributions	(997,983)	(1,456,337)	(1,083,136)	(1,091,116)	(928,199)	(801,953)	(504,068)
Administrative expenses	(27,538)	(33,995)	(42,660)	(37,853)	(59,605)	(65,356)	(23,490)
Net change in plan fiduciary net position	40,938	113,163	701,315	407,289	(369,622)	642,429	1,477,937
Plan fiduciary net position - beginning	11,055,870	10,942,707	10,241,392	9,834,103	10,203,725	9,561,296	8,083,359
Plan fiduciary net position - ending (b)	\$11,096,808	\$11,055,870	\$10,942,707	\$10,241,392	\$ 9,834,103	\$10,203,725	\$ 9,561,296
Town's net pension liability - ending (a) - (b)	\$ 3,582,734	\$ 3,863,502	\$ 4,356,183	\$ 4,875,767	\$ 5,153,061	\$ 4,666,797	\$ 5,109,912
Plan fiduciary net position as a percentage of the total pension liability	75.59%	74.10%	71.53%	67.75%	65.62%	68.62%	65.17%
Covered payroll	N/A	N/A	N/A	\$ 1,198,776	\$ 1,763,906	\$ 1,373,718	\$ 2,558,341
Town's net pension liability as a percentage of covered payroll	N/A	N/A	N/A	406.73%	292.14%	339.72%	199.74%

Notes to the Schedule:

The schedule will present 10 years of information once it is accumulated.

The accompanying notes to financial statements are an integral part of this statement.

TOWN OF LONGBOAT KEY, FLORIDA

**REQUIRED SUPPLEMENTARY INFORMATION
SCHEDULE OF CHANGES IN NET PENSION LIABILITY
AND RELATED RATIOS - POLICE PENSION**

Reporting period ending Measurement date	9/30/2020 9/30/2019	9/30/2019 9/30/2018	9/30/2018 9/30/2017	9/30/2017 9/30/2016	9/30/2016 9/30/2015	9/30/2015 9/30/2014	9/30/2014 9/30/2013
Total pension liability							
Service cost	\$ 15,180	\$ 18,025	\$ 19,241	\$ 14,674	\$ 28,625	\$ 6,496	\$ 6,043
Interest on total pension liability	827,065	827,736	814,693	797,181	812,505	823,074	835,384
Change of benefit terms	-	-	-	(9,211)	-	-	-
Differences between expected and actual experience	(257,101)	(40,037)	176,585	(337,539)	(4,365)	-	-
Changes in assumptions	-	-	-	653,987	570,366	-	-
Benefit payments, including refunds of employee contributions	(804,263)	(820,665)	(825,266)	(940,156)	(717,957)	(1,267,283)	(744,769)
Net change in total pension liability	(219,119)	(14,941)	185,253	178,936	689,174	(437,713)	96,658
Total pension liability - beginning	12,205,770	12,220,711	12,035,458	11,856,522	11,167,348	11,605,061	11,508,403
Total pension liability - ending (a)	\$11,986,651	\$12,205,770	\$12,220,711	\$12,035,458	\$11,856,522	\$11,167,348	\$11,605,061
Plan fiduciary net position							
Contributions - employer	\$ 654,726	\$ 664,376	\$ 594,116	\$ 623,019	\$ 621,921	\$ 552,573	\$ 824,909
Contributions - state	-	-	-	-	-	81,017	77,298
Contributions - employee	-	-	-	-	-	35,601	100,547
Net investment income	207,777	554,260	715,583	519,859	(246,652)	658,894	785,731
Benefit payments, including refunds of member contributions	(804,263)	(820,665)	(825,266)	(940,156)	(717,957)	(1,267,283)	(744,769)
Administrative expenses	(18,630)	(22,077)	(27,649)	(39,247)	(41,553)	(35,945)	(28,794)
Net change in plan fiduciary net position	39,610	375,894	456,784	163,475	(384,241)	24,857	1,014,922
Plan fiduciary net position - beginning	7,469,118	7,093,224	6,636,440	6,472,965	6,857,206	6,832,349	5,817,427
Plan fiduciary net position - ending (b)	\$ 7,508,728	\$ 7,469,118	\$ 7,093,224	\$ 6,636,440	\$ 6,472,965	\$ 6,857,206	\$ 6,832,349
Town's net pension liability - ending (a) - (b)	\$ 4,477,923	\$ 4,736,652	\$ 5,127,487	\$ 5,399,018	\$ 5,383,557	\$ 4,310,142	\$ 4,772,712
Plan fiduciary net position as a percentage of the total pension liability	62.64%	61.19%	58.04%	55.14%	54.59%	61.40%	58.87%
Covered payroll	N/A	N/A	N/A	\$ 429,341	\$ 603,217	\$ 900,553	\$ 1,005,469
Town's net pension liability as a percentage of covered payroll	N/A	N/A	N/A	1257.51%	892.47%	478.61%	474.68%

Notes to the Schedule:

The schedule will present 10 years of information once it is accumulated.

The accompanying notes to financial statements are an integral part of this statement.

TOWN OF LONGBOAT KEY, FLORIDA

**REQUIRED SUPPLEMENTARY INFORMATION
SCHEDULE OF CHANGES IN NET PENSION LIABILITY
AND RELATED RATIOS - FIRE PENSION**

Reporting period ending Measurement date	9/30/2020 9/30/2019	9/30/2019 9/30/2018	9/30/2018 9/30/2017	9/30/2017 9/30/2016	9/30/2016 9/30/2015	9/30/2015 9/30/2014	9/30/2014 9/30/2013
Total pension liability							
Service cost	\$ 11,489	\$ 11,382	\$ 12,384	\$ 7,140	\$ 16,994	\$ 17,183	\$ 15,910
Interest on total pension liability	2,155,999	2,127,614	2,077,039	2,005,250	2,089,626	2,082,208	2,046,450
Change of benefit terms	410	-	-	(349,443)	-	-	-
Differences between expected and actual experience	328,243	264,783	566,726	79,615	82,293	-	-
Change in assumptions	-	-	-	1,696,399	1,573,612	1,446,265	-
Benefit payments, including refunds of employee contributions	(2,047,660)	(1,949,938)	(1,915,362)	(3,620,803)	(1,616,182)	(1,806,573)	(1,426,754)
Net change in total pension liability	448,481	453,841	740,787	(181,842)	2,146,343	1,739,083	635,606
Total pension liability - beginning	31,811,911	31,358,070	30,617,283	30,799,125	28,652,782	26,913,699	26,278,093
Total pension liability - ending (a)	<u>\$32,260,392</u>	<u>\$31,811,911</u>	<u>\$31,358,070</u>	<u>\$30,617,283</u>	<u>\$30,799,125</u>	<u>\$28,652,782</u>	<u>\$26,913,699</u>
Plan fiduciary net position							
Contributions - employer	\$ 1,980,448	\$ 1,876,726	\$ 1,705,515	\$ 1,758,137	\$ 2,906,549	\$ 1,524,626	\$ 1,542,566
Contributions - state	-	-	-	-	-	-	269,818
Contributions - employee	-	-	-	-	-	-	259,097
Net investment income (loss)	518,225	1,360,587	1,720,301	1,308,231	(507,247)	1,384,374	1,401,812
Benefit payments, including refunds of member contributions	(2,047,660)	(1,949,938)	(1,915,362)	(3,620,803)	(1,616,182)	(1,806,573)	(1,426,754)
Administrative expenses	(46,156)	(53,767)	(66,029)	(35,696)	(45,679)	(60,620)	(54,124)
Net change in plan fiduciary net position	404,857	1,233,608	1,444,425	(590,131)	737,441	1,041,807	1,992,415
Plan fiduciary net position - beginning	18,530,550	17,296,942	15,852,517	16,442,648	15,705,207	14,663,400	12,670,985
Plan fiduciary net position - ending (b)	<u>\$18,935,407</u>	<u>\$18,530,550</u>	<u>\$17,296,942</u>	<u>\$15,852,517</u>	<u>\$16,442,648</u>	<u>\$15,705,207</u>	<u>\$14,663,400</u>
Town's net pension liability - ending (a) - (b)	<u>\$13,324,985</u>	<u>\$13,281,361</u>	<u>\$14,061,128</u>	<u>\$14,764,766</u>	<u>\$14,356,477</u>	<u>\$12,947,575</u>	<u>\$12,250,299</u>
Plan fiduciary net position as a percentage of the total pension liability	58.70%	58.25%	55.16%	51.78%	53.39%	54.81%	54.48%
Covered payroll	N/A	N/A	N/A	\$ 893,374	\$ 1,491,476	\$ 849,832	\$ 2,590,971
Town's net pension liability as a percentage of covered payroll	N/A	N/A	N/A	1652.70%	962.57%	1523.55%	472.81%

Notes to the Schedule:

The schedule will present 10 years of information once it is accumulated.

The accompanying notes to financial statements are an integral part of this statement.

TOWN OF LONGBOAT KEY, FLORIDA

**REQUIRED SUPPLEMENTARY INFORMATION
SCHEDULE OF CONTRIBUTIONS
GENERAL EMPLOYEES' PENSION**

	<u>9/30/2019</u>	<u>9/30/2018</u>	<u>9/30/2017</u>	<u>9/30/2016</u>	<u>9/30/2015</u>	<u>9/30/2014</u>	<u>9/30/2013</u>
Reporting period ending							
Actuarially determined contribution	\$ 758,168	\$ 742,489	\$ 679,109	\$ 738,676	\$ 704,515	\$ 597,459	\$ 986,240
Contributions in relation to the actuarially determined contribution	758,168	742,489	712,431	738,676	704,515	597,459	986,240
Contribution deficiency (excess)	\$ -	\$ -	\$ (33,322)	\$ -	\$ -	\$ -	\$ -
Covered payroll	N/A	N/A	N/A	\$ 1,198,776	\$ 1,763,906	\$ 1,373,718	\$ 2,558,341
Contributions as a percentage of covered payroll	N/A	N/A	N/A	61.62%	39.94%	43.49%	38.55%

Notes to the Schedule:

Valuation Date: October 1, 2017
Actuarially determined contribution rates are calculated as of October 1, two years prior to the end of the fiscal year in which contributions are reported.

Methods and assumptions used to determine contribution rates:

Funding method: Entry age normal actuarial cost method. An interest load equal to 1.5 years has been applied for determination of the Total Required Contribution.
Amortization method: Level percentage of pay, closed.
Remaining amortization period: 25 years (as of October 1, 2017).
Mortality: RP-2000 combined healthy (sex distinct), projected to valuation date using scale AA.
Termination rates: Table 1305, see sample rates below.

	% Terminating
Age	During the Year
20	17.20%
30	15.00%
40	8.20%
50	1.70%

Retirement age: The earlier of age 62 or age 55 and completion of 30 years of credited service. Also, any member who has reached normal retirement is assumed to continue employment for one additional year.
Early retirement: 5% per year, for each year of eligibility, beginning at age 50 with 15 years of credited service.
Interest Rate: 7.0% per year, compounded annually, net of investment-related expenses.
Salary increases: None.
Payroll growth: None.
Asset valuation method: Each year, the prior actuarial value of assets is brought forward using the historical geometric four-year average market value return. It is possible that over time this technique will produce an insignificant bias above or below market value.

The schedule will present 10 years of information once it is accumulated.

The accompanying notes to financial statements are an integral part of this statement.

TOWN OF LONGBOAT KEY, FLORIDA

**REQUIRED SUPPLEMENTARY INFORMATION
SCHEDULE OF CONTRIBUTIONS
POLICE PENSION**

	<u>9/30/2019</u>	<u>9/30/2018</u>	<u>9/30/2017</u>	<u>9/30/2016</u>	<u>9/30/2015</u>	<u>9/30/2014</u>	<u>9/30/2013</u>
Reporting period ending							
Actuarially determined contribution	\$ 654,726	\$ 664,376	\$ 585,869	\$ 623,019	\$ 621,921	\$ 633,590	\$ 902,207
Contributions in relation to the actuarially determined contribution	654,726	664,376	594,116	623,019	621,921	633,590	902,207
Contribution deficiency (excess)	\$ -	\$ -	\$ (8,247)	\$ -	\$ -	\$ -	\$ -
Covered payroll	N/A	N/A	N/A	\$ 429,341	\$ 603,217	\$ 900,553	\$ 1,005,469
Contributions as a percentage of covered payroll	N/A	N/A	N/A	145.11%	103.10%	70.36%	89.73%

Notes to the Schedule:

Valuation Date: October 1, 2017

Actuarially determined contribution rates are calculated as of October 1, two years prior to the end of the fiscal year in which contributions are reported.

Methods and assumptions used to determine contribution rates:

Funding method: Entry age normal actuarial cost method. An interest load equal to 1.5 years has been applied for determination of the total required contribution.

Amortization method: Level dollar.

Remaining amortization period: 26 years (as of October 1, 2016).

Mortality: RP-2000 (combined healthy with no projection). Disabled lives set forward 5 years.

Termination rates: See table below.

Disability rates: See table below. 75% of disability retirements are assumed to be service related.

Retirement age: The earlier of age 60, age 55 with 10 years of credited service, or 25 years of credited service, regardless of age. Also, any member who has reached normal retirement is assumed to continue employment for one additional year.

Interest Rate: 7.0% per year, compounded annually, net of investment-related expenses.

Salary increases: None.

Early retirement: None.

Cost of Living adjustment: 3.0% per year, beginning 5 years after retirement.

Payroll growth: None.

Asset valuation method: The actuarial value of assets is brought forward using the historical four-year geometric average of market value returns (net of fees). Over time, this may result in a deminis bias that is above or below the market value of assets.

Termination and disability rate table:

Age	% Terminating During the Year	% Becoming Disabled During the Year
20	9.20%	0.14%
30	7.30%	0.18%
40	3.50%	0.30%
50	0.80%	1.00%

The schedule will present 10 years of information once it is accumulated.

The accompanying notes to financial statements are an integral part of this statement.

TOWN OF LONGBOAT KEY, FLORIDA

**REQUIRED SUPPLEMENTARY INFORMATION
SCHEDULE OF CONTRIBUTIONS
FIRE PENSION**

	<u>9/30/2019</u>	<u>9/30/2018</u>	<u>9/30/2017</u>	<u>9/30/2016</u>	<u>9/30/2015</u>	<u>9/30/2014</u>	<u>9/30/2013</u>
Reporting period ending							
Actuarially determined contribution	\$ 1,980,448	\$ 1,876,726	\$ 1,660,200	\$ 1,758,137	\$ 1,638,549	\$ 1,526,725	\$ 1,812,384
Contributions in relation to the actuarially determined contribution	1,980,448	1,876,726	1,705,515	1,758,137	2,906,549	1,526,725	1,812,384
Contribution deficiency (excess)	\$ -	\$ -	\$ (45,315)	\$ -	\$ (1,268,000)	\$ -	\$ -
Covered payroll	N/A	N/A	N/A	\$ 893,374	\$ 1,491,476	\$ 849,832	\$ 2,590,971
Contributions as a percentage of covered payroll	N/A	N/A	N/A	196.80%	194.88%	179.65%	69.95%

Notes to the Schedule:

Valuation Date: October 1, 2017

Actuarially determined contribution rates are calculated as of October 1, two years prior to the end of the fiscal year in which contributions are reported.

Methods and assumptions used to determine contribution rates:

Funding method: Entry age normal actuarial cost method. An interest load equal to 1.5 years has been applied for determination of the total required contribution.

Amortization method: Level percentage of pay, closed.

Remaining amortization period: 25 years (as of October 1, 2017).

Mortality: RP-2000 (combined healthy with no projection). Disabled lives set forward 5 years.

Termination rates: See table below. This is based on the results of an experience study for the period 2002 to 2007.

Disability rates: See table below. 75% of disability retirements are assumed to be service related.

Retirement age: The earlier of age 60, age 55 with 10 years of credited service, or 25 years of credited service, regardless of age. Also, any member who has reached normal retirement is assumed to continue employment for one additional year.

Interest Rate: 7.0% per year, compounded annually, net of investment-related expenses.

Salary increases: None.

Early retirement: None.

Cost of Living adjustment: 3.0% per year, beginning 5 years after retirement.

Payroll growth: None.

Asset valuation method: The actuarial value of assets is brought forward using the historical four-year geometric average of market value returns (net of fees). Over time, this may result in a demeris bias that is above or below the market value of assets.

Termination and disability rate table:

Age	% Terminating During the Year	% Becoming Disabled During the Year
20	12.40%	0.14%
30	10.50%	0.18%
40	5.70%	0.30%
50	1.50%	1.00%

The schedule will present 10 years of information once it is accumulated.

The accompanying notes to financial statements are an integral part of this statement.

TOWN OF LONGBOAT KEY, FLORIDA

**REQUIRED SUPPLEMENTARY INFORMATION
SCHEDULE OF PENSION INVESTMENT RETURNS**

Reporting Period Ending Measurement Date	9/30/2020 9/30/2019	9/30/2019 9/30/2018	9/30/2018 9/30/2017	9/30/2017 9/30/2016	9/30/2016 9/30/2015	9/30/2015 9/30/2014	9/30/2014 9/30/2013
General Employees: Annual money-weighted rate of return, net of investment expenses	2.86%	8.04%	11.15%	8.25%	-1.01%	9.53%	10.30%
Police: Annual money-weighted rate of return, net of investment expenses	2.86%	8.04%	11.15%	8.25%	-3.67%	9.94%	13.20%
Fire: Annual money-weighted rate of return, net of investment expenses	2.86%	8.04%	11.15%	8.25%	-3.28%	9.60%	10.62%

Notes to the Schedules:

The schedules will present 10 years of information once it is accumulated.

The accompanying notes to financial statements are an integral part of this statement.

TOWN OF LONGBOAT KEY, FLORIDA

**REQUIRED SUPPLEMENTARY INFORMATION
SCHEDULE OF THE TOWN'S PROPORTIONATE SHARE OF THE NET PENSION LIABILITY -
FLORIDA RETIREMENT SYSTEM PENSION PLAN**

Reporting period ending Measurement date	<u>9/30/2019</u> <u>6/30/2019</u>	<u>9/30/2018</u> <u>6/30/2018</u>	<u>9/30/2017</u> <u>6/30/2017</u>	<u>9/30/2016</u> <u>6/30/2016</u>	<u>9/30/2015</u> <u>6/30/2015</u>	<u>9/30/2014</u> <u>6/30/2014</u>
Town's proportion of the FRS net pension liability	0.0179257%	0.0173769%	0.0174717%	0.0176405%	0.0148110%	0.0104297%
Town's proportionate share of the FRS net pension liability	\$ 6,173,377	\$ 5,234,011	\$ 5,168,012	\$ 4,454,244	\$ 1,913,034	\$ 636,365
Town's covered payroll	\$ 2,600,024	\$ 2,476,338	\$ 2,373,392	\$ 2,287,722	\$ 2,008,240	\$ 1,424,541
Town's proportionate share of the FRS net pension liability as a percentage of its covered payroll	237.44%	211.36%	217.75%	194.70%	95.26%	44.67%
FRS Plan fiduciary net position as a percentage of the FRS total pension liability	82.61%	84.26%	83.89%	84.88%	92.00%	96.09%

Notes to the Schedule:

The schedule will present 10 years of information once it is accumulated.

The accompanying notes to financial statements are an integral part of this statement.

TOWN OF LONGBOAT KEY, FLORIDA

**REQUIRED SUPPLEMENTARY INFORMATION
SCHEDULE OF CONTRIBUTIONS
FLORIDA RETIREMENT SYSTEM PENSION PLAN**

Reporting period ending Measurement date	<u>9/30/2019</u> <u>6/30/2019</u>	<u>9/30/2018</u> <u>6/30/2018</u>	<u>9/30/2017</u> <u>6/30/2017</u>	<u>9/30/2016</u> <u>6/30/2016</u>	<u>9/30/2015</u> <u>6/30/2015</u>	<u>9/30/2014</u> <u>6/30/2014</u>
Contractually required FRS contribution	\$ 555,827	\$ 495,228	\$ 454,831	\$ 430,192	\$ 361,104	\$ 228,454
FRS Contributions in relation to the contractually required FRS contribution	<u>555,827</u>	<u>495,228</u>	<u>454,831</u>	<u>430,192</u>	<u>361,104</u>	<u>228,454</u>
FRS Contribution deficiency (excess)	<u>\$ -</u>	<u>\$ -</u>	<u>\$ -</u>	<u>\$ -</u>	<u>\$ -</u>	<u>\$ -</u>
Covered payroll	\$ 2,607,089	\$ 2,511,448	\$ 2,396,497	\$ 2,257,018	\$ 2,701,101	\$ 2,746,629
FRS Contributions as a percentage of covered payroll	21.32%	19.72%	18.98%	19.06%	13.37%	8.32%

Notes to the Schedule:

The schedule will present 10 years of information once it is accumulated.

The accompanying notes to financial statements are an integral part of this statement.

TOWN OF LONGBOAT KEY, FLORIDA

**REQUIRED SUPPLEMENTARY INFORMATION
SCHEDULE OF THE TOWN'S PROPORTIONATE SHARE OF THE NET PENSION LIABILITY -
HEALTH INSURANCE SUBSIDY PENSION PLAN**

Reporting period ending Measurement date	<u>9/30/2019</u> <u>6/30/2019</u>	<u>9/30/2018</u> <u>6/30/2018</u>	<u>9/30/2017</u> <u>6/30/2017</u>	<u>9/30/2016</u> <u>6/30/2016</u>	<u>9/30/2015</u> <u>6/30/2015</u>	<u>9/30/2014</u> <u>6/30/2014</u>
Town's proportion of the HIS net pension liability	0.0077742%	0.0075818%	0.0074460%	0.0074208%	0.0066135%	0.0045987%
Town's proportionate share of the HIS net pension liability	\$ 869,855	\$ 802,463	\$ 796,157	\$ 864,858	\$ 674,468	\$ 429,993
Town's covered payroll	\$ 2,600,024	\$ 2,476,338	\$ 2,373,392	\$ 2,287,722	\$ 2,008,240	\$ 1,424,541
Town's proportionate share of the HIS net pension liability as a percentage of its covered payroll	33.46%	32.41%	33.55%	37.80%	33.59%	30.18%
HIS Plan fiduciary net position as a percentage of the HIS total pension liability	2.63%	2.15%	1.64%	0.97%	0.50%	0.99%

Notes to the Schedule:

The schedule will present 10 years of information once it is accumulated.

The accompanying notes to financial statements are an integral part of this statement.

TOWN OF LONGBOAT KEY, FLORIDA

REQUIRED SUPPLEMENTARY INFORMATION

SCHEDULE OF CONTRIBUTIONS

HEALTH INSURANCE SUBSIDY PENSION PLAN

Reporting period ending Measurement date	9/30/2019 6/30/2019	9/30/2018 6/30/2018	9/30/2017 6/30/2017	9/30/2016 6/30/2016	9/30/2015 6/30/2015	9/30/2014 6/30/2014
Contractually required HIS contribution	\$ 43,169	\$ 41,116	\$ 39,406	\$ 38,036	\$ 25,281	\$ 15,754
HIS Contributions in relation to the contractually required HIS contribution	43,169	41,116	39,406	38,036	25,281	15,754
HIS Contribution deficiency (excess)	<u>\$ -</u>	<u>\$ -</u>	<u>\$ -</u>	<u>\$ -</u>	<u>\$ -</u>	<u>\$ -</u>
Covered payroll	\$ 2,607,089	\$ 2,511,448	\$ 2,396,497	\$ 2,257,018	\$ 2,701,101	\$ 2,746,629
HIS Contributions as a percentage of covered payroll	1.66%	1.64%	1.64%	1.69%	0.94%	0.57%

Notes to the Schedule:

The schedule will present 10 years of information once it is accumulated.

The accompanying notes to financial statements are an integral part of this statement.

TOWN OF LONGBOAT KEY, FLORIDA

REQUIRED SUPPLEMENTARY INFORMATION SCHEDULE OF THE TOWN'S TOTAL OPEB LIABILITY AND RELATED RATIOS

Reporting period ending Measurement date	9/30/2019 9/30/2018	9/30/2018 9/30/2017
Service cost	\$ 60,955	\$ 62,113
Interest	50,864	43,733
Changes of benefit terms	-	-
Differences between expected and actual experience	(33,200)	-
Changes of assumptions	179,191	(55,074)
Benefit payments	(84,932)	(78,098)
Net change in total OPEB liability	172,878	(27,326)
Total OPEB liability - beginning	1,378,500	1,405,826
Total OPEB liability - ending	<u>\$ 1,551,378</u>	<u>\$ 1,378,500</u>
Covered employee payroll (projected)	\$ 7,563,329	\$ 7,237,402
Town's total OPEB liability as a percentage of covered employee payroll	20.51%	19.05%

Notes to the Schedule:

Covered employee payroll was projected one year forward from the valuation date for the reporting period ending September 30, 2019, using applicable salary increase assumptions.

Difference Between Expected and Actual Experience. Difference Between Expected and Actual Experience reflects the impact of changes to the census data from the prior valuation to the valuation as of September 30, 2018.

Changes of assumptions. Changes of assumptions and other inputs reflect the effects of changes in the discount rate each period. The following are the discount rates used in each period:

Fiscal Year Ending September 30, 2019:	4.18%
Fiscal Year Ending September 30, 2018:	3.64%
Fiscal Year Ending September 30, 2017:	3.06%

The schedule will present 10 years of information once it is accumulated.

The accompanying notes to financial statements are an integral part of this statement.

THIS PAGE INTENTIONALLY LEFT BLANK

Combining and Individual Fund Statements and Schedules

THIS PAGE INTENTIONALLY LEFT BLANK

Nonmajor Governmental Funds

Special Revenue Funds

Special revenue funds are used to account for and report the proceeds of specific revenue sources that are restricted or committed to expenditures for specific purposes other than debt and capital projects.

Sarasota Infrastructure Surtax Fund

To account for the Town's portion of the Sarasota County local option one-cent sales tax and expenditures made to acquire and maintain governmental infrastructure.

Manatee Infrastructure Surtax Fund

To account for the Town's portion of the Manatee County local option one-cent sales tax and expenditures made to acquire and maintain governmental infrastructure.

Tourist Development Tax Fund

To account for the beach nourishment portion of tourist development tax revenues.

Tree Replacement Fund

To account for fees collected through permits for tree removal or relocation for which funds may only be used to plant or replace trees on public property. Funds may be used for Town or state projects that include trees.

Police Training Fund

To account for revenue received through the court system which may only be used for police education and training.

Law Enforcement Trust Fund (LETf)

To account for receipt of awards for information or assistance leading to a civil or criminal forfeiture. Funds are restricted to crime prevention, safe neighborhood, drug abuse education and prevention, other law enforcement purposes, defibrillators, matching funds for federal grants, but may not be used to meet normal operating expenses of the agency.

Miscellaneous Grants Fund

To account for the receipt and disbursement of small miscellaneous grants received by the Town.

Road and Bridge Fund

To account for the collection of county road funds and state fuel taxes and expenditures made to maintain and improve the Town's roads and bridges.

Tennis Center Fund

To account for the sales and expenses associated with running the Tennis Center facility.

Debt Service Funds

General Obligation Facilities Bonds Fund

To account for the property tax collections for Sarasota and Manatee County collectors office and pays annual debt service payment on bonds.

General Obligation Fire Stations Bonds Fund

To account for the property tax collections for Sarasota and Manatee County collectors office and pays annual debt service payment on the Fire Stations bonds.

THIS PAGE INTENTIONALLY LEFT BLANK

Nonmajor Governmental Funds continued

Debt Service Funds (Continued)

GMD Undergrounding Bonds Fund

To account for the special assessment collections for Sarasota and Manatee County collectors office and pays annual debt service payment on the undergrounding bonds.

NH Undergrounding Bonds Fund

To account for the special assessment collections for Sarasota and Manatee County collectors office and pays annual debt service payment on the undergrounding bonds.

Capital Project Funds

Street Capital Projects Fund

To account for the collection of county road funds and state fuel taxes and expenditures to maintain and improve the Town's roads, storm water systems and drainage.

Fire Stations Capital Projects Fund

To account for the issuance of general obligation bonds to be used for capital improvements of the Town's fire stations.

Other Capital Projects Fund

To account for miscellaneous smaller capital projects of the Town.

Land Acquisition Fees Fund

To account for funds received from contractors to secure undeveloped land in the Town to preserve open spaces or for public purposes.

Canal Dredging Fund

To account for expenditures incurred in dredging of canals within the Town.

Parks and Recreation Capital Project Fund

To account for grants and donations and expenditures of constructing new parks and recreational facilities.

TOWN OF LONGBOAT KEY, FLORIDA

COMBINING BALANCE SHEET
NONMAJOR GOVERNMENTAL FUNDS
SEPTEMBER 30, 2019

	Special Revenue Funds								
	Sarasota Infrastructure Surtax	Manatee Infrastructure Surtax	Tourist Development Tax	Tree Replacement	Police Training	Law Enforcement Trust	Miscellaneous Grants	Road and Bridge Fund	Tennis Center
Assets									
Cash and cash equivalents	\$ 408,901	\$ 40,553	\$ -	\$ -	\$ -	\$ -	\$ 21,173	\$ 151,419	\$ 23,387
Investments	551,076	54,653	343,807	53,308	24,813	154,474	-	204,067	-
Due from other governments	46,641	12,265	804,869	-	13	-	6,844	44,718	-
Inventory	-	-	-	-	-	-	-	-	91,721
Accrued income	3,765	96	4,053	144	156	562	-	8,309	-
Total assets	<u>\$ 1,010,383</u>	<u>\$ 107,567</u>	<u>\$ 1,152,729</u>	<u>\$ 53,452</u>	<u>\$ 24,982</u>	<u>\$ 155,036</u>	<u>\$ 28,017</u>	<u>\$ 408,513</u>	<u>\$ 115,108</u>
Liabilities and fund balances									
Liabilities									
Accounts payable	\$ 1,251	\$ -	\$ -	\$ -	\$ -	\$ -	\$ -	\$ -	\$ 11,394
Accrued liabilities	-	-	-	-	-	-	-	-	16,272
Due to other governments	-	-	-	-	-	-	-	65,000	-
Total liabilities	<u>1,251</u>	<u>-</u>	<u>-</u>	<u>-</u>	<u>-</u>	<u>-</u>	<u>-</u>	<u>65,000</u>	<u>27,666</u>
Deferred inflows of resources									
Unavailable revenue	<u>-</u>	<u>-</u>	<u>-</u>	<u>-</u>	<u>-</u>	<u>-</u>	<u>28,017</u>	<u>-</u>	<u>-</u>
Fund balances									
Nonspendable	-	-	-	-	-	-	-	-	91,721
Restricted	1,009,132	107,567	1,152,729	53,452	24,982	155,036	-	343,513	-
Assigned	-	-	-	-	-	-	-	-	-
Unassigned	-	-	-	-	-	-	-	-	(4,279)
Total fund balances	<u>1,009,132</u>	<u>107,567</u>	<u>1,152,729</u>	<u>53,452</u>	<u>24,982</u>	<u>155,036</u>	<u>-</u>	<u>343,513</u>	<u>87,442</u>
Total liabilities and fund balances	<u>\$ 1,010,383</u>	<u>\$ 107,567</u>	<u>\$ 1,152,729</u>	<u>\$ 53,452</u>	<u>\$ 24,982</u>	<u>\$ 155,036</u>	<u>\$ 28,017</u>	<u>\$ 408,513</u>	<u>\$ 115,108</u>

The accompanying notes to financial statements are an integral part of this statement.

Debt Service Funds				Capital Project Funds					Parks and Recreation Capital Project Fund	Total Nonmajor Governmental Funds
G.O. Facilities Bonds	G.O. Fire Stations Bonds	GMD Undergrounding Bonds	Neighborhood Undergrounding Bonds	Street Capital Projects	Fire Stations	Other Capital Projects	Land Acquisition Fees	Canal Dredging		
\$ 123,131	\$ 2,627	\$ -	\$ 147	\$ 570,847	\$ 2,350,092	\$ 106,613	\$ 370,598	\$ 410,360	\$ -	\$ 4,579,848
169,485	-	-	197	769,331	3,167,223	143,682	499,455	553,043	221,637	6,910,251
31	-	-	-	-	-	-	43,183	-	-	958,564
-	-	-	-	-	-	-	-	-	-	91,721
876	71	-	-	2,627	2,994	202	8,301	2,448	1,578	36,182
<u>\$ 293,523</u>	<u>\$ 2,698</u>	<u>\$ -</u>	<u>\$ 344</u>	<u>\$ 1,342,805</u>	<u>\$ 5,520,309</u>	<u>\$ 250,497</u>	<u>\$ 921,537</u>	<u>\$ 965,851</u>	<u>\$ 223,215</u>	<u>\$ 12,576,566</u>
\$ -	\$ -	\$ -	\$ 10	\$ 210,391	\$ 37,754	\$ -	\$ -	\$ 31,073	\$ -	\$ 291,873
-	-	-	-	-	-	-	-	-	-	16,272
-	-	-	-	-	-	-	-	-	-	65,000
<u>-</u>	<u>-</u>	<u>-</u>	<u>10</u>	<u>210,391</u>	<u>37,754</u>	<u>-</u>	<u>-</u>	<u>31,073</u>	<u>-</u>	<u>373,145</u>
-	-	-	-	-	-	-	43,183	-	-	71,200
-	-	-	-	-	-	-	-	-	-	91,721
293,523	2,698	-	334	787,289	5,089,916	246,821	873,829	888,418	194,791	11,224,030
-	-	-	-	345,125	392,639	3,676	4,525	46,360	28,424	820,749
-	-	-	-	-	-	-	-	-	-	(4,279)
<u>293,523</u>	<u>2,698</u>	<u>-</u>	<u>334</u>	<u>1,132,414</u>	<u>5,482,555</u>	<u>250,497</u>	<u>878,354</u>	<u>934,778</u>	<u>223,215</u>	<u>12,132,221</u>
<u>\$ 293,523</u>	<u>\$ 2,698</u>	<u>\$ -</u>	<u>\$ 344</u>	<u>\$ 1,342,805</u>	<u>\$ 5,520,309</u>	<u>\$ 250,497</u>	<u>\$ 921,537</u>	<u>\$ 965,851</u>	<u>\$ 223,215</u>	<u>\$ 12,576,566</u>

The accompanying notes to financial statements are an integral part of this statement.

TOWN OF LONGBOAT KEY, FLORIDA

**COMBINING STATEMENT OF REVENUES, EXPENDITURES AND
CHANGES IN FUND BALANCES
NONMAJOR GOVERNMENTAL FUNDS
FOR THE YEAR ENDED SEPTEMBER 30, 2019**

	Special Revenue Funds								
	Sarasota Infrastructure Surtax	Manatee Infrastructure Surtax	Tourist Development Tax	Tree Replacement	Police Training	Law Enforcement Trust	Miscellaneous Grants	Road and Bridge Fund	Tennis Center
Revenues									
Property taxes	\$ -	\$ -	\$ -	\$ -	\$ -	\$ -	\$ -	\$ -	\$ -
Other taxes	725,745	182,680	804,869	-	-	-	-	321,202	-
Intergovernmental revenue	-	-	-	-	-	-	-	84,225	-
Charges for services	-	-	-	-	-	-	-	64,870	673,986
Fines and forfeitures	-	-	-	-	380	-	-	-	-
Grant revenues	-	-	-	-	-	-	18,408	-	-
Investment earnings	22,773	1,836	16,487	1,479	901	4,547	-	20,943	-
Miscellaneous revenues	-	-	-	7,200	-	-	7,497	-	-
Total revenues	748,518	184,516	821,356	8,679	1,281	4,547	25,905	491,240	673,986
Expenditures									
Current									
General government	219	19	166	15	-	-	4,500	-	-
Public Safety	-	-	-	-	7,701	65	21,405	-	-
Transportation	-	-	-	-	-	-	-	7,059	-
Culture and recreation	-	-	-	-	-	-	-	-	658,563
Debt Service									
Principal retirement	-	-	-	-	-	-	-	-	-
Interest	-	-	-	-	-	-	-	-	-
Bond issuance costs	-	-	-	-	-	-	-	-	-
Capital Outlay									
General government	48,057	-	-	-	-	-	-	-	-
Public Safety	18,873	145,529	-	-	-	18,945	-	-	-
Transportation	-	-	-	-	-	-	-	195,369	-
Culture and recreation	144,538	-	-	-	-	-	-	-	-
Total expenditures	211,687	145,548	166	15	7,701	19,010	25,905	202,428	658,563
Excess (deficiency) of revenues over (under) expenditures	536,831	38,968	821,190	8,664	(6,420)	(14,463)	-	288,812	15,423
Other Financing Sources (Uses)									
Transfers from other funds	-	-	-	-	-	-	-	5,900	-
Transfers to other funds	-	-	(579,793)	-	-	-	-	(500,000)	-
Total other financing sources (uses)	-	-	(579,793)	-	-	-	-	(494,100)	-
Net change in fund balance	536,831	38,968	241,397	8,664	(6,420)	(14,463)	-	(205,288)	15,423
Fund balances, beginning	472,301	68,599	911,332	44,788	31,402	169,499	-	548,801	72,019
Fund balances, ending	\$ 1,009,132	\$ 107,567	\$ 1,152,729	\$ 53,452	\$ 24,982	\$ 155,036	\$ -	\$ 343,513	\$ 87,442

The accompanying notes to financial statements are an integral part of this statement.

Debt Service Funds				Capital Project Funds					Parks and Recreation	Total
G.O. Facilities Bonds	G.O. Fire Stations Bonds	GMD Undergrounding Bonds	Neighborhood Undergrounding Bonds	Street Capital Projects	Fire Stations	Other Capital Projects	Land Acquisition Fees	Canal Dredging	Capital Project Fund	Nonmajor Governmental Funds
\$ 275,595	\$ -	\$ -	\$ -	\$ -	\$ -	\$ -	\$ -	\$ -	\$ -	\$ 275,595
-	-	-	-	-	-	-	46,094	-	-	2,080,590
-	-	-	-	-	-	-	120,000	-	-	204,225
-	-	-	-	-	-	-	-	-	-	738,856
-	-	-	-	-	-	-	-	-	-	380
-	-	-	-	-	-	-	-	-	-	18,408
7,273	2,914	-	337	32,661	158,920	6,844	23,700	28,698	6,525	336,838
-	-	-	-	-	-	-	22,450	-	-	37,147
282,868	2,914	-	337	32,661	158,920	6,844	212,244	28,698	6,525	3,692,039
66	30	-	3	319	1,566	67	234	119,648	65	126,917
-	-	-	-	-	-	-	-	-	-	29,171
-	-	-	-	-	-	-	-	-	-	7,059
-	-	-	-	-	-	-	-	-	-	658,563
275,000	-	-	-	-	-	-	-	-	-	275,000
9,060	188,981	330,541	417,619	-	-	-	-	-	-	946,201
-	-	-	-	-	2,227	-	-	-	-	2,227
-	-	-	-	-	-	-	169,170	-	-	217,227
-	-	-	-	-	-	-	-	-	-	183,347
-	-	-	-	616,541	201,980	62,486	-	-	-	1,076,376
-	-	-	-	-	-	-	-	-	16,326	160,864
284,126	189,011	330,541	417,622	616,860	205,773	62,553	169,404	119,648	16,391	3,682,952
(1,258)	(186,097)	(330,541)	(417,285)	(584,199)	(46,853)	(55,709)	42,840	(90,950)	(9,866)	9,087
-	-	330,541	417,619	500,000	-	117,500	-	-	-	1,371,560
-	-	-	-	-	-	-	-	-	-	(1,079,793)
-	-	330,541	417,619	500,000	-	117,500	-	-	-	291,767
(1,258)	(186,097)	-	334	(84,199)	(46,853)	61,791	42,840	(90,950)	(9,866)	300,854
294,781	188,795	-	-	1,216,613	5,529,408	188,706	835,514	1,025,728	233,081	11,831,367
\$ 293,523	\$ 2,698	\$ -	\$ 334	\$ 1,132,414	\$ 5,482,555	\$ 250,497	\$ 878,354	\$ 934,778	\$ 223,215	\$ 12,132,221

The accompanying notes to financial statements are an integral part of this statement.

TOWN OF LONGBOAT KEY, FLORIDA

**SCHEDULE OF REVENUES, EXPENDITURES AND CHANGES IN FUND BALANCES
BUDGET AND ACTUAL - SARASOTA INFRASTRUCTURE SURTAX FUND
FOR THE YEAR ENDED SEPTEMBER 30, 2019**

	Budgeted Amounts		Actual	Variance with Final Budget
	Original	Final		
Revenues				
Other taxes	\$ 705,000	\$ 705,000	\$ 725,745	\$ 20,745
Investment earnings	12,164	12,164	22,773	10,609
Total revenues	<u>717,164</u>	<u>717,164</u>	<u>748,518</u>	<u>31,354</u>
Expenditures				
Current				
Public safety	507	507	219	288
Capital Outlay	452,860	428,848	211,468	217,380
Total expenditures	<u>453,367</u>	<u>429,355</u>	<u>211,687</u>	<u>217,668</u>
Change in fund balance	263,797	287,809	536,831	249,022
Fund balance, beginning of year	<u>472,301</u>	<u>472,301</u>	<u>472,301</u>	<u>-</u>
Fund balance, end of year	<u>\$ 736,098</u>	<u>\$ 760,110</u>	<u>\$ 1,009,132</u>	<u>\$ 249,022</u>

The accompanying notes to financial statements are an integral part of this statement.

TOWN OF LONGBOAT KEY, FLORIDA

**SCHEDULE OF REVENUES, EXPENDITURES AND CHANGES IN FUND BALANCES
BUDGET AND ACTUAL - MANATEE INFRASTRUCTURE SURTAX FUND
FOR THE YEAR ENDED SEPTEMBER 30, 2019**

	Budgeted Amounts		Actual	Variance with Final Budget
	Original	Final		
Revenues				
Other taxes	\$ 183,000	\$ 183,000	\$ 182,680	\$ (320)
Investment earnings	1,768	1,768	1,836	68
Total revenues	<u>184,768</u>	<u>184,768</u>	<u>184,516</u>	<u>(252)</u>
Expenditures				
Current				
General government	53	53	19	34
Capital Outlay	<u>183,829</u>	<u>183,829</u>	<u>145,529</u>	<u>38,300</u>
Total expenditures	<u>183,882</u>	<u>183,882</u>	<u>145,548</u>	<u>38,334</u>
Change in fund balance	886	886	38,968	38,082
Fund balance, beginning of year	<u>68,599</u>	<u>68,599</u>	<u>68,599</u>	<u>-</u>
Fund balance, end of year	<u>\$ 69,485</u>	<u>\$ 69,485</u>	<u>\$ 107,567</u>	<u>\$ 38,082</u>

The accompanying notes to financial statements are an integral part of this statement.

TOWN OF LONGBOAT KEY, FLORIDA

**SCHEDULE OF REVENUES, EXPENDITURES AND CHANGES IN FUND BALANCES
BUDGET AND ACTUAL - TOURIST DEVELOPMENT TAX FUND
FOR THE YEAR ENDED SEPTEMBER 30, 2019**

	Budgeted Amounts			Variance with
	Original	Final	Actual	Final Budget
Revenues				
Other taxes	\$ 792,000	\$ 792,000	\$ 804,869	\$ 12,869
Investment earnings	10,320	10,320	16,487	6,167
Total revenues	<u>802,320</u>	<u>802,320</u>	<u>821,356</u>	<u>19,036</u>
Expenditures				
Current				
General government	260	260	166	94
Total expenditures	<u>260</u>	<u>260</u>	<u>166</u>	<u>94</u>
Excess of revenues over expenditures	<u>802,060</u>	<u>802,060</u>	<u>821,190</u>	<u>19,130</u>
Other financing uses				
Transfers out	(586,000)	(586,000)	(579,793)	6,207
Total other financing uses	<u>(586,000)</u>	<u>(586,000)</u>	<u>(579,793)</u>	<u>6,207</u>
Change in fund balance	216,060	216,060	241,397	25,337
Fund balance, beginning of year	<u>911,332</u>	<u>911,332</u>	<u>911,332</u>	<u>-</u>
Fund balance, end of year	<u>\$ 1,127,392</u>	<u>\$ 1,127,392</u>	<u>\$ 1,152,729</u>	<u>\$ 25,337</u>

The accompanying notes to financial statements are an integral part of this statement.

TOWN OF LONGBOAT KEY, FLORIDA

**SCHEDULE OF REVENUES, EXPENDITURES AND CHANGES IN FUND BALANCES
BUDGET AND ACTUAL - TREE REPLACEMENT FUND
FOR THE YEAR ENDED SEPTEMBER 30, 2019**

	Budgeted Amounts			Variance with
	Original	Final	Actual	Final Budget
Revenues				
Investment earnings	\$ 733	\$ 733	\$ 1,479	\$ 746
Miscellaneous revenues	1,200	1,200	7,200	6,000
Total revenues	<u>1,933</u>	<u>1,933</u>	<u>8,679</u>	<u>6,746</u>
Expenditures				
Current				
General government	26	26	15	11
Capital Outlay	5,000	5,000	-	5,000
Total expenditures	<u>5,026</u>	<u>5,026</u>	<u>15</u>	<u>5,011</u>
Change in fund balance	(3,093)	(3,093)	8,664	11,757
Fund balance, beginning of year	<u>44,788</u>	<u>44,788</u>	<u>44,788</u>	<u>-</u>
Fund balance, end of year	<u>\$ 41,695</u>	<u>\$ 41,695</u>	<u>\$ 53,452</u>	<u>\$ 11,757</u>

The accompanying notes to financial statements are an integral part of this statement.

TOWN OF LONGBOAT KEY, FLORIDA

**SCHEDULE OF REVENUES, EXPENDITURES AND CHANGES IN FUND BALANCES
BUDGET AND ACTUAL - POLICE TRAINING FUND
FOR THE YEAR ENDED SEPTEMBER 30, 2019**

	Budgeted Amounts		Actual	Variance with Final Budget
	Original	Final		
Revenues				
Fines and forfeitures	\$ 440	\$ 440	\$ 380	\$ (60)
Investment earnings	559	559	901	342
Total revenues	<u>999</u>	<u>999</u>	<u>1,281</u>	<u>282</u>
Expenditures				
Current				
Public safety	10,023	10,023	7,701	2,322
Total expenditures	<u>10,023</u>	<u>10,023</u>	<u>7,701</u>	<u>2,322</u>
Change in fund balance	(9,024)	(9,024)	(6,420)	2,604
Fund balance, beginning of year	<u>31,402</u>	<u>31,402</u>	<u>31,402</u>	<u>-</u>
Fund balance, end of year	<u>\$ 22,378</u>	<u>\$ 22,378</u>	<u>\$ 24,982</u>	<u>\$ 2,604</u>

The accompanying notes to financial statements are an integral part of this statement.

TOWN OF LONGBOAT KEY, FLORIDA

**SCHEDULE OF REVENUES, EXPENDITURES AND CHANGES IN FUND BALANCES
BUDGET AND ACTUAL - LAW ENFORCEMENT TRUST FUND
FOR THE YEAR ENDED SEPTEMBER 30, 2019**

	Budgeted Amounts		Actual	Variance with Final Budget
	Original	Final		
Revenues				
Investment earnings	\$ 2,617	\$ 2,617	\$ 4,547	\$ 1,930
Total revenues	<u>2,617</u>	<u>2,617</u>	<u>4,547</u>	<u>1,930</u>
Expenditures				
Current				
Public safety	95	95	65	30
Capital Outlay	52,384	39,245	18,945	20,300
Total expenditures	<u>52,479</u>	<u>39,340</u>	<u>19,010</u>	<u>20,330</u>
Change in fund balance	(49,862)	(36,723)	(14,463)	22,260
Fund balance, beginning of year	<u>169,499</u>	<u>169,499</u>	<u>169,499</u>	<u>-</u>
Fund balance, end of year	<u>\$ 119,637</u>	<u>\$ 132,776</u>	<u>\$ 155,036</u>	<u>\$ 22,260</u>

The accompanying notes to financial statements are an integral part of this statement.

TOWN OF LONGBOAT KEY, FLORIDA

**SCHEDULE OF REVENUES, EXPENDITURES AND CHANGES IN FUND BALANCES
BUDGET AND ACTUAL - MISCELLANEOUS GRANTS FUND
FOR THE YEAR ENDED SEPTEMBER 30, 2019**

	Budgeted Amounts		Actual	Variance with Final Budget
	Original	Final		
Revenues				
Grant revenues	\$ 182,917	\$ 149,069	\$ 18,408	\$ (130,661)
Miscellaneous revenues	-	25,377	7,497	(17,880)
Total revenues	<u>182,917</u>	<u>174,446</u>	<u>25,905</u>	<u>(148,541)</u>
Expenditures				
Current				
General government	1,000	1,000	4,500	(3,500)
Public safety	239,460	164,353	21,405	142,948
Capital Outlay	-	9,093	-	9,093
Total expenditures	<u>240,460</u>	<u>174,446</u>	<u>25,905</u>	<u>148,541</u>
Change in fund balance	(57,543)	-	-	-
Fund balance, beginning of year	<u>-</u>	<u>-</u>	<u>-</u>	<u>-</u>
Fund balance, end of year	<u>\$ (57,543)</u>	<u>\$ -</u>	<u>\$ -</u>	<u>\$ -</u>

The accompanying notes to financial statements are an integral part of this statement.

TOWN OF LONGBOAT KEY, FLORIDA

**SCHEDULE OF REVENUES, EXPENDITURES AND CHANGES IN FUND BALANCES
BUDGET AND ACTUAL - ROAD AND BRIDGE FUND
FOR THE YEAR ENDED SEPTEMBER 30, 2019**

	Budgeted Amounts			Variance with
	Original	Final	Actual	Final Budget
Revenues				
Other taxes	\$ 302,000	\$ 302,000	\$ 321,202	\$ 19,202
Intergovernmental revenue	83,600	83,600	84,225	625
Charges for service	68,025	68,025	64,870	(3,155)
Investment earnings	19,547	19,547	20,943	1,396
Total revenues	<u>473,172</u>	<u>473,172</u>	<u>491,240</u>	<u>18,068</u>
Expenditures				
Current				
Transportation	8,516	8,516	7,059	1,457
Capital outlay	240,000	240,000	195,369	44,631
Total expenditures	<u>248,516</u>	<u>248,516</u>	<u>202,428</u>	<u>46,088</u>
Excess of revenues over expenditures	<u>224,656</u>	<u>224,656</u>	<u>288,812</u>	<u>64,156</u>
Other financing sources (uses)				
Transfers in	7,500	7,500	5,900	(1,600)
Transfers out	(600,000)	(600,000)	(500,000)	100,000
Total other financing (uses)	<u>(592,500)</u>	<u>(592,500)</u>	<u>(494,100)</u>	<u>98,400</u>
Change in fund balance	<u>(367,844)</u>	<u>(367,844)</u>	<u>(205,288)</u>	<u>162,556</u>
Fund balance, beginning of year	<u>548,801</u>	<u>548,801</u>	<u>548,801</u>	<u>-</u>
Fund balance, end of year	<u>\$ 180,957</u>	<u>\$ 180,957</u>	<u>\$ 343,513</u>	<u>\$ 162,556</u>

The accompanying notes to financial statements are an integral part of this statement.

TOWN OF LONGBOAT KEY, FLORIDA

**SCHEDULE OF REVENUES, EXPENDITURES AND CHANGES IN FUND BALANCES
BUDGET AND ACTUAL - TENNIS CENTER FUND
FOR THE YEAR ENDED SEPTEMBER 30, 2019**

	Budgeted Amounts		Actual	Variance with Final Budget
	Original	Final		
Revenues				
Charges for services	\$ 623,066	\$ 669,109	\$ 673,986	\$ 4,877
Total revenues	<u>623,066</u>	<u>669,109</u>	<u>673,986</u>	<u>4,877</u>
Expenditures				
Current				
Culture and recreation	612,520	658,563	658,563	-
Total expenditures	<u>612,520</u>	<u>658,563</u>	<u>658,563</u>	<u>-</u>
Change in fund balance	10,546	10,546	15,423	4,877
Fund balance, beginning of year	<u>72,019</u>	<u>72,019</u>	<u>72,019</u>	<u>-</u>
Fund balance, end of year	<u>\$ 82,565</u>	<u>\$ 82,565</u>	<u>\$ 87,442</u>	<u>\$ 4,877</u>

The accompanying notes to financial statements are an integral part of this statement.

TOWN OF LONGBOAT KEY, FLORIDA

**SCHEDULE OF REVENUES, EXPENDITURES AND CHANGES IN FUND BALANCES
BUDGET AND ACTUAL - GENERAL OBLIGATION FACILITIES BONDS FUND
FOR THE YEAR ENDED SEPTEMBER 30, 2019**

	Budgeted Amounts			Variance with
	Original	Final	Actual	Final Budget
Revenues				
Property taxes	\$ 275,000	\$ 275,000	\$ 275,595	\$ 595
Intergovernmental revenue	3,994	3,994	7,273	3,279
Total revenues	<u>278,994</u>	<u>278,994</u>	<u>282,868</u>	<u>3,874</u>
Expenditures				
Current				
General government	149	149	66	83
Debt service				
Principal retirement	275,000	275,000	275,000	-
Interest	9,060	9,060	9,060	-
Total expenditures	<u>284,209</u>	<u>284,209</u>	<u>284,126</u>	<u>83</u>
Change in fund balance	(5,215)	(5,215)	(1,258)	3,957
Fund balance, beginning of year	<u>294,781</u>	<u>294,781</u>	<u>294,781</u>	<u>-</u>
Fund balance, end of year	<u><u>\$ 289,566</u></u>	<u><u>\$ 289,566</u></u>	<u><u>\$ 293,523</u></u>	<u><u>\$ 3,957</u></u>

The accompanying notes to financial statements are an integral part of this statement.

TOWN OF LONGBOAT KEY, FLORIDA

**SCHEDULE OF REVENUES, EXPENDITURES AND CHANGES IN FUND BALANCES
BUDGET AND ACTUAL - GENERAL OBLIGATION FIRE STATIONS BOND FUND
FOR THE YEAR ENDED SEPTEMBER 30, 2019**

	Budgeted Amounts		Actual	Variance with Final Budget
	Original	Final		
Revenues				
Intergovernmental revenue	\$ -	\$ -	\$ 2,914	\$ 2,914
Total revenues	-	-	2,914	2,914
Expenditures				
Current				
General government	-	-	30	(30)
Debt service				
Interest	188,681	188,681	188,981	(300)
Total expenditures	188,681	188,681	189,011	(330)
Change in fund balance	(188,681)	(188,681)	(186,097)	2,584
Fund balance, beginning of year	188,795	188,795	188,795	-
Fund balance, end of year	\$ 114	\$ 114	\$ 2,698	\$ 2,584

The accompanying notes to financial statements are an integral part of this statement.

TOWN OF LONGBOAT KEY, FLORIDA

**SCHEDULE OF REVENUES, EXPENDITURES AND CHANGES IN FUND BALANCES
BUDGET AND ACTUAL - GMD UNDERGROUNDING BONDS FUND
FOR THE YEAR ENDED SEPTEMBER 30, 2019**

	Budgeted Amounts			Variance with
	Original	Final	Actual	Final Budget
Expenditures				
Debt service				
Interest	\$ -	\$ 330,541	\$ 330,541	\$ -
Total expenditures	-	330,541	330,541	-
Deficiency of revenues under expenditures	-	(330,541)	(330,541)	-
Other financing sources				
Transfers in	1,400,000	1,400,000	330,541	(1,069,459)
Total other financing sources	1,400,000	1,400,000	330,541	(1,069,459)
Change in fund balance	1,400,000	1,069,459	-	(1,069,459)
Fund balance, beginning of year	-	-	-	-
Fund balance, end of year	<u>\$ 1,400,000</u>	<u>\$ 1,069,459</u>	<u>\$ -</u>	<u>\$ (1,069,459)</u>

The accompanying notes to financial statements are an integral part of this statement.

TOWN OF LONGBOAT KEY, FLORIDA

**SCHEDULE OF REVENUES, EXPENDITURES AND CHANGES IN FUND BALANCES
BUDGET AND ACTUAL - NEIGHBORHOOD UNDERGROUNDING BONDS FUND
FOR THE YEAR ENDED SEPTEMBER 30, 2019**

	Budgeted Amounts		Actual	Variance with Final Budget
	Original	Final		
Revenues				
Investment earnings	\$ -	\$ -	\$ 337	\$ 337
Total revenues	-	-	337	337
Expenditures				
Current				
General government	-	-	3	(3)
Debt service				
Interest	-	417,619	417,619	-
Total expenditures	-	417,619	417,622	(3)
Deficiency of revenues under expenditures	-	(417,619)	(417,285)	334
Other financing sources				
Transfers in	1,200,000	1,200,000	417,619	(782,381)
Total other financing sources	1,200,000	1,200,000	417,619	(782,381)
Change in fund balance	1,200,000	782,381	334	(782,047)
Fund balance, beginning of year	-	-	-	-
Fund balance, end of year	<u>\$ 1,200,000</u>	<u>\$ 782,381</u>	<u>\$ 334</u>	<u>\$ (782,047)</u>

The accompanying notes to financial statements are an integral part of this statement.

Fiduciary Funds

Fiduciary funds are used to account for assets held by the Town in a trustee capacity for individuals, private organizations or other governments.

Pension Trust Fund

To account for the Town's single employer defined benefit pension plan which provides pension benefits for full-time personnel.

Agency Funds

Agency funds are used to report resources held by the reporting government in a purely custodial capacity (assets equal liabilities).

Code Enforcement Bond Fund

The Town holds bond money as security for changes which need to remedy violations of the Town Code.

Police Donations Fund

The Town allows the Police Department to accept contributions in lieu of gratuities and provide a general use and benefit to the members of the Police Department.

THIS PAGE INTENTIONALLY LEFT BLANK

TOWN OF LONGBOAT KEY, FLORIDA

**COMBINING STATEMENT OF FIDUCIARY ASSETS AND LIABILITIES
AGENCY FUNDS
SEPTEMBER 30, 2019**

	Code Enforcement	Police Donations	Total
Assets			
Cash and cash equivalents	\$ 23,125	\$ 18,975	\$ 42,100
Total assets	<u>\$ 23,125</u>	<u>\$ 18,975</u>	<u>\$ 42,100</u>
Liabilities			
Amounts held as agent for others	\$ 23,125	\$ 18,975	\$ 42,100
Total liabilities	<u>\$ 23,125</u>	<u>\$ 18,975</u>	<u>\$ 42,100</u>

The accompanying notes to financial statements are an integral part of this statement.

TOWN OF LONGBOAT KEY, FLORIDA

COMBINING STATEMENT OF CHANGES IN ASSETS AND LIABILITIES AGENCY FUNDS FOR THE YEAR ENDED SEPTEMBER 30, 2019

	Balance 10/1/2018	Additions	Reductions	Balance 9/30/2019
<u>Code Enforcement Fund</u>				
Assets				
Cash and cash equivalents	\$ 135,125	\$ -	\$ 112,000	\$ 23,125
Total assets	<u>\$ 135,125</u>	<u>\$ -</u>	<u>\$ 112,000</u>	<u>\$ 23,125</u>
Liabilities				
Amounts held as agent for others	\$ 135,125	\$ -	\$ 112,000	\$ 23,125
Total liabilities	<u>\$ 135,125</u>	<u>\$ -</u>	<u>\$ 112,000</u>	<u>\$ 23,125</u>
<u>Police Donations Fund</u>				
Assets				
Cash and cash equivalents	\$ 18,395	\$ 580	\$ -	\$ 18,975
Total assets	<u>\$ 18,395</u>	<u>\$ 580</u>	<u>\$ -</u>	<u>\$ 18,975</u>
Liabilities				
Amounts held as agent for others	\$ 18,395	\$ 580	\$ -	\$ 18,975
Total liabilities	<u>\$ 18,395</u>	<u>\$ 580</u>	<u>\$ -</u>	<u>\$ 18,975</u>
<u>Total - All Agency Funds</u>				
Assets				
Cash and cash equivalents	\$ 153,520	\$ 580	\$ 112,000	\$ 42,100
Total assets	<u>\$ 153,520</u>	<u>\$ 580</u>	<u>\$ 112,000</u>	<u>\$ 42,100</u>
Liabilities				
Amounts held as agent for others	\$ 153,520	\$ 580	\$ 112,000	\$ 42,100
Total liabilities	<u>\$ 153,520</u>	<u>\$ 580</u>	<u>\$ 112,000</u>	<u>\$ 42,100</u>

The accompanying notes to financial statements are an integral part of this statement.

Statistical Section

This part of the Town of Longboat Key's comprehensive annual financial report presents detailed information as a context for understanding what the information in the financial statements, note disclosures, and required supplementary information says about the Town's overall financial health.

Contents

Financial Trends (Pages 109 – 113) (Tables 1 – 4)

These schedules contain trend information to help the reader understand how the Town's financial performance and well-being has changed over time.

Revenue Capacity (Pages 114 – 117) (Tables 5 – 8)

These schedules contain information to help the reader assess the Town's most significant sources of revenue.

Debt Capacity (Pages 118 – 122) (Tables 9 – 12)

These schedules contain information to help the reader assess the affordability of the Town's current level of debt and the Town's ability to issue debt in the future.

Demographics and Economic Information (Pages 123 and 124) (Tables 13 and 14)

These schedules offer demographics and economic indicators to help the reader understand the environment within which the Town's financial activities take place.

Operating Information (Pages 125 – 127) (Tables 15 – 17)

These schedules contain information regarding the number of employees, the operating indicators, and the capital assets used in the various functions and programs

Sources: Unless otherwise noted, the information in these schedules is derived from the comprehensive financial reports for the relevant year.

THIS PAGE INTENTIONALLY LEFT BLANK

TOWN OF LONGBOAT KEY, FLORIDA

NET POSITION BY COMPONENT
LAST TEN FISCAL YEARS
(ACCURAL BASIS OF ACCOUNTING)
(Table 1)

	FISCAL YEAR									
	2010	2011	2012	2013	2014	2015	2016	2017	2018	2019
Governmental activities										
Net investment in capital assets	\$ 47,245,000	\$ 52,337,893	\$ 50,178,473	\$ 47,891,475	\$ 46,906,127	\$ 46,507,514	\$ 48,772,257	\$56,025,058	\$ 56,478,072	\$ 58,787,253
Restricted										
Capital projects	-	-	-	13,087,478	11,402,376	11,241,249	8,944,542	8,120,414	7,130,626	16,824,730
Debt service	-	-	-	45,276	6,440	3,208,276	3,322,743	462,583	661,028	523,548
Unrestricted	23,223,474	16,439,938	17,433,460	2,764,712	3,907,538	(11,950,563)	(3,708,420)	(8,378,269)	(5,703,438)	(11,112,772)
Total governmental activities net position	\$ 70,468,474	\$ 68,777,831	\$ 67,611,933	\$ 63,788,941	\$ 62,222,481	\$ 49,006,476	\$ 57,331,122	\$56,229,786	\$ 58,566,288	\$ 65,022,759
Business-type activities										
Net investment in capital assets	\$ 13,979,979	\$ 16,834,998	\$ 14,945,148	\$ 13,353,674	\$ 14,194,467	\$ 16,234,308	\$ 16,805,803	\$16,710,926	\$ 17,808,807	\$ 19,872,547
Restricted										
Debt service	439,625	439,625	439,625	1,067,550	1,067,543	982,210	981,794	601,674	623,781	274,362
Renewal and replacement	10,078,892	5,735,449	3,672,943	-	-	-	-	-	-	-
Connection fees	3,012,774	3,026,870	3,036,737	1,294,486	1,300,057	1,305,039	1,328,814	1,359,561	1,391,264	1,439,046
Unrestricted	2,540,724	5,609,562	10,100,635	16,672,366	16,498,288	14,570,090	14,341,142	15,918,440	14,225,116	12,924,696
Total business-type activities net position	\$ 30,051,994	\$ 31,646,504	\$ 32,195,088	\$ 32,388,076	\$ 33,060,355	\$ 33,091,647	\$ 33,457,553	\$34,590,601	\$ 34,048,968	\$ 34,510,651
Primary government										
Net investment in capital assets	\$ 61,224,979	\$ 69,172,891	\$ 65,123,621	\$ 61,245,149	\$ 61,100,594	\$ 62,741,822	\$ 65,578,060	\$72,735,984	\$ 74,286,879	\$ 78,659,800
Restricted										
Capital projects	-	-	-	13,087,478	11,402,376	11,241,249	8,944,542	8,120,414	7,130,626	16,824,730
Debt service	439,625	439,625	439,625	1,112,826	1,073,983	4,190,486	4,304,537	1,064,257	1,284,809	797,910
Renewal and replacement	10,078,892	5,735,449	3,672,943	-	-	-	-	-	-	-
Connection fees	3,012,774	3,026,870	3,036,737	1,294,486	1,300,057	1,305,039	1,328,814	1,359,561	1,391,264	1,439,046
Unrestricted	25,764,198	22,049,500	27,534,095	19,437,078	20,405,826	2,619,527	10,632,722	7,540,171	8,521,678	1,811,924
Total primary government net position	\$ 100,520,468	\$ 100,424,335	\$ 99,807,021	\$ 96,177,017	\$ 95,282,836	\$ 82,098,123	\$ 90,788,675	\$90,820,387	\$ 92,615,256	\$ 99,533,410

TOWN OF LONGBOAT KEY, FLORIDA

CHANGES IN NET POSITION
LAST TEN FISCAL YEARS
(ACCURAL BASIS OF ACCOUNTING)
(Table 2)

	FISCAL YEAR									
	2010	2011	2012	2013	2014	2015	2016	2017	2018	2019
Expenses										
Governmental activities:										
General government										
Public safety	\$ 6,053,957	\$ 7,467,428	\$ 7,296,613	\$ 4,794,174	\$ 4,412,661	\$ 4,330,147	\$ 4,957,901	\$ 6,000,443	\$ 4,563,210	\$ 4,785,548
Transportation	6,594,044	7,022,706	6,675,600	9,648,821	9,276,537	8,978,316	11,187,571	12,954,560	12,178,651	11,298,115
Economic environment	779,937	507,134	735,024	837,858	882,169	885,495	889,340	883,892	743,164	912,741
Culture and recreation	27,381	69,300	8,990	10,262	4,069,126	4,118,326	4,109,675	6,804,311	6,204,287	6,437,819
Interest on long-term debt	2,970,085	3,146,845	3,861,447	3,960,972	-	-	-	-	-	-
	281,042	92,512	70,462	40,145	34,829	29,295	51,509	201,343	149,256	1,663,826
Total governmental activities expenses	16,706,446	18,305,925	18,648,136	19,292,232	18,675,322	18,341,579	21,195,996	26,844,549	23,838,568	25,098,049
Business-type activities:										
Water and sewer	5,042,936	5,533,338	5,926,342	6,196,380	6,234,131	6,284,460	6,583,800	6,493,020	7,250,303	7,513,461
Building department	482,307	533,565	522,213	578,350	719,762	642,798	789,776	345,853	1,387,191	1,060,745
Total business-type activities expenses	5,525,243	6,066,903	6,448,555	6,774,730	6,953,893	6,927,258	7,373,576	6,838,873	8,637,494	8,574,206
Total primary government expenses	\$ 22,231,689	\$ 24,372,828	\$ 25,096,691	\$ 26,066,962	\$ 25,629,215	\$ 25,268,837	\$ 28,569,572	\$ 33,683,422	\$ 32,476,062	\$ 33,672,255
Program Revenues										
Governmental activities:										
Charges for services:										
General government										
Public safety	\$ 133,174	\$ 62,779	\$ 132,563	\$ 194,057	\$ 53,176	\$ 70,588	\$ 46,183	\$ 66,033	\$ 94,607	\$ 45,790
Transportation	320,239	322,745	243,276	232,970	352,312	947,282	858,151	371,309	344,639	375,146
Culture and recreation	40,491	44,385	14,050	74,253	39,975	48,422	52,996	66,810	62,000	64,870
Physical environment	420,025	469,975	493,120	442,788	557,692	22,326	594,545	593,982	648,216	691,257
Operating grants and contributions	-	-	-	-	-	-	528,514	924,329	2,172,305	4,585,813
Capital grants and contributions	146,878	130,882	342,084	199,421	506,453	2,273,534	122,371	240,431	289,444	458,873
	424,792	571,183	1,837,074	8,236	49,418	727,425	7,498,538	2,805,928	2,045,057	1,040,509
Total governmental activities program revenues	1,485,599	1,601,949	3,062,167	1,151,725	1,559,026	4,089,577	9,701,298	5,068,822	5,656,268	7,262,258
Business type activities										
Charges for services:										
Water and sewer	7,498,653	7,262,114	7,128,657	7,284,125	7,417,037	7,644,027	7,886,444	8,119,588	8,140,102	8,342,704
Building department	975,460	933,697	1,083,741	866,011	1,518,265	1,689,287	985,797	1,122,628	1,279,642	1,526,856
Operating grants and contributions	-	-	-	-	-	-	-	-	-	-
Capital grants and contributions	-	613,668	-	31,022	-	-	-	-	-	-
Total business-type activities program revenues	8,474,113	8,809,479	8,212,398	8,181,158	8,935,302	9,333,314	8,872,241	9,242,216	9,419,744	9,869,560
Total primary government revenues	\$ 9,959,712	\$ 10,411,428	\$ 11,274,565	\$ 9,332,883	\$ 10,494,328	\$ 13,422,891	\$ 18,573,539	\$ 14,311,038	\$ 15,076,012	\$ 17,131,818
Net (Expense)/Revenue										
Governmental activities	\$ (15,220,847)	\$ (16,703,976)	\$ (15,585,969)	\$ (18,140,507)	\$ (17,116,296)	\$ (14,252,002)	\$ (11,494,698)	\$ (21,775,727)	\$ (18,182,300)	\$ (17,835,791)
Business-type activities	2,948,870	2,742,576	1,763,843	1,406,428	1,981,409	2,406,056	1,498,665	2,403,343	782,250	1,295,354
Total primary government net expense	\$ (12,271,977)	\$ (13,961,400)	\$ (13,822,126)	\$ (16,734,079)	\$ (15,134,887)	\$ (11,845,946)	\$ (9,996,033)	\$ (19,372,384)	\$ (17,400,050)	\$ (16,540,437)

TOWN OF LONGBOAT KEY, FLORIDA

CHANGES IN NET POSITION
LAST TEN FISCAL YEARS
(ACCURAL BASIS OF ACCOUNTING)
(Table 2)

	FISCAL YEAR									
	2010	2011	2012	2013	2014	2015	2016	2017	2018	2019
General Revenues and Other Changes In Net Position										
Governmental activities:										
Taxes										
Property taxes	\$ 10,258,192	\$ 9,247,176	\$ 8,776,567	\$ 8,576,215	\$ 9,707,955	\$ 13,426,484	\$ 13,950,405	\$ 14,609,896	\$ 14,809,552	\$ 15,285,129
Gasoline taxes	490,026	487,002	515,847	389,503	411,864	423,578	425,861	417,112	422,851	405,427
Sales taxes	1,082,606	1,127,784	1,128,388	1,160,767	1,223,709	1,302,442	1,357,642	1,493,594	1,633,731	1,680,821
State revenue sharing	602,486	591,914	612,738	570,126	587,946	576,628	550,938	619,668	590,797	586,869
Business Tax	158,263	166,731	503,673	502,206	958,116	989,043	958,713	968,157	1,189,701	1,015,947
Tourist tax	614,800	542,761	496,733	509,370	294,611	152,704	156,420	157,626	128,155	122,760
Franchise tax	1,020,208	980,723	896,715	812,026	575,583	661,694	675,353	760,200	742,198	804,869
Licenses and Permits	-	-	-	-	-	-	-	-	-	-
Income on Investments	550,321	181,250	134,982	51,128	121,010	150,753	200,368	129,841	253,771	2,932,252
Gain on disposal of capital assets	-	-	-	-	-	43,753	10,924	-	60,925	29,668
Miscellaneous	106,746	413,975	101,035	162,869	272,137	1,257,455	277,220	167,797	145,411	130,733
Net Transfers	1,284,605	1,262,605	1,264,805	1,262,605	1,383,855	1,383,855	1,255,500	1,350,500	1,334,474	1,297,787
Total governmental activities	16,168,253	15,001,921	14,431,483	13,996,815	15,536,786	20,368,389	19,819,344	20,674,391	21,311,566	24,292,262
Business-type activities:										
Income on Investments	180,310	114,539	49,546	35,522	(14,541)	83,412	122,741	80,205	146,128	464,116
Gain on disposal of capital assets	-	-	-	-	-	-	-	-	-	-
Miscellaneous	-	-	-	13,644	-	-	-	-	-	-
Net Transfers	(1,284,605)	(1,262,605)	(1,264,805)	(1,262,605)	(1,383,855)	(1,383,855)	(1,255,500)	(1,350,500)	(1,334,474)	(1,297,787)
Total business-type activities	(1,104,295)	(1,148,066)	(1,215,259)	(1,213,439)	(1,398,396)	(1,300,443)	(1,132,759)	(1,270,295)	(1,188,346)	(833,671)
Total primary government	15,063,958	13,853,855	13,216,224	12,783,376	14,138,390	19,067,946	18,686,585	19,404,096	20,123,220	23,458,591
Change in Net Position										
Governmental activities	\$ 947,406	\$ (1,702,055)	\$ (1,154,486)	\$ (4,143,692)	\$ (1,579,510)	\$ 6,116,387	\$ 8,324,646	\$ (1,101,336)	\$ 3,129,266	\$ 6,456,471
Business-type activities	1,844,575	1,594,510	548,584	192,989	583,013	1,105,613	365,906	1,133,048	(406,096)	461,683
Total primary government	\$ 2,791,981	\$ (107,545)	\$ (605,902)	\$ (3,950,703)	\$ (996,497)	\$ 7,222,000	\$ 8,690,552	\$ 31,712	\$ 2,723,170	\$ 6,918,154

TOWN OF LONGBOAT KEY, FLORIDA

FUND BALANCES, GOVERNMENTAL FUNDS
LAST TEN FISCAL YEARS
(MODIFIED ACCRUAL BASIS OF ACCOUNTING)
(Table 3)

	2010	2011	2012	2013	2014	2015	2016	2017	2018	2019
General Fund										
Reserved	\$ 1,381,392									
Unreserved	3,986,168									
Total General Fund	<u>\$ 5,367,560</u>									
All Other Governmental Funds										
Reserved	\$ 461,414									
Unreserved, reported in:										
Special revenue funds	7,847,267									
Debt service funds	41,372									
Capital projects funds	10,012,269									
Total all other governmental funds	<u>\$ 18,362,322</u>									
General Fund										
Nonspendable	\$ 154,260	\$ 116,818	\$ 116,818	\$ 159,043	\$ 10,412	\$ 6,204	\$ 367,620	\$ 13,482	\$ 13,647	\$ 14,168
Committed	1,000,000	1,000,000	1,000,000	-	-	-	-	-	-	-
Assigned	486,253	393,857	393,857	1,706,941	1,771,647	2,134,202	1,978,997	1,953,147	2,817,163	2,747,485
Unassigned	3,369,650	2,953,482	2,953,482	1,313,072	2,398,106	3,240,217	3,750,286	5,302,772	5,544,903	7,270,861
Total General Fund	<u>\$ 5,010,163</u>	<u>\$ 4,464,157</u>	<u>\$ 4,464,157</u>	<u>\$ 3,179,056</u>	<u>\$ 4,180,165</u>	<u>\$ 5,380,623</u>	<u>\$ 6,096,903</u>	<u>\$ 7,269,401</u>	<u>\$ 8,375,713</u>	<u>\$ 10,032,514</u>
All Other Governmental Funds										
Nonspendable, reported in:										
Special Revenue Funds	\$ -	\$ -	\$ -	\$ -	\$ 56,032	\$ 67,805	\$ 71,950	\$ 68,837	\$ 72,381	\$ 91,721
Capital Projects Funds	-	-	-	-	-	-	-	2,817	-	-
Restricted, reported in:										
Special Revenue Funds	5,297,690	5,899,155	5,899,155	5,495,810	5,585,642	3,667,333	3,485,965	3,002,628	2,385,563	3,079,622
Debt Service Funds	65,718	80,656	80,656	45,276	6,440	3,208,276	3,322,743	462,583	661,028	523,548
Capital Projects Funds	6,061,009	7,380,539	7,380,539	7,591,668	5,816,734	7,805,512	5,687,859	5,832,361	11,594,718	46,551,577
Assigned	560,440	197,275	197,275	238,102	331,346	357,455	4,432,756	1,501,676	1,333,754	10,237,169
Unassigned	-	-	-	-	(3,469)	(7,448)	(390,439)	(1,141,330)	(362)	(184,517)
Total all other governmental funds	<u>\$ 11,984,857</u>	<u>\$ 13,557,625</u>	<u>\$ 13,557,625</u>	<u>\$ 13,370,856</u>	<u>\$ 11,792,725</u>	<u>\$ 15,098,933</u>	<u>\$ 16,610,834</u>	<u>\$ 9,729,572</u>	<u>\$ 16,047,082</u>	<u>\$ 60,299,120</u>

Note: GASB 54 was implemented during fiscal year 2011.

TOWN OF LONGBOAT KEY, FLORIDA

CHANGES IN FUND BALANCES, GOVERNMENTAL FUNDS
LAST TEN FISCAL YEARS
(MODIFIED ACCRUAL BASIS OF ACCOUNTING)
(Table 4)

	FISCAL YEAR									
	2010	2011	2012	2013	2014	2015	2016	2017	2018	2019
Revenues										
Property taxes	\$ 10,257,437	\$ 9,247,176	\$ 8,776,567	\$ 8,576,215	\$ 9,707,955	\$ 13,454,695	\$ 13,950,405	\$ 14,300,315	\$ 14,809,552	\$ 15,285,129
Other taxes	1,698,975	1,646,303	1,995,198	1,912,164	2,170,345	3,973,529	1,861,572	2,148,734	2,283,095	2,203,350
Licenses and permits	25,324	23,795	31,971	27,758	36,586	43,949	36,601	24,753	21,292	16,468
Intergovernmental	1,274,719	1,286,117	1,295,746	1,270,315	1,328,164	1,352,354	1,374,292	1,441,637	1,446,562	1,563,490
Charges for services	863,614	869,432	817,473	865,228	878,995	1,020,296	1,499,066	1,099,973	1,099,973	1,160,377
Franchise	1,020,128	980,723	896,715	812,026	958,116	989,043	958,713	968,157	1,189,701	1,015,947
Fines/miscellaneous/interest	657,380	585,654	236,017	224,106	406,188	1,483,311	1,030,587	1,866,527	662,892	3,130,139
Special assessments	-	-	-	-	-	-	-	-	2,172,305	4,585,813
Grants	571,670	702,065	2,179,158	198,123	151,075	792,122	2,180,989	1,402,724	46,862	8,365,321
Total revenues	16,369,247	15,341,265	16,228,845	13,885,935	15,637,424	23,109,299	22,892,225	24,083,132	23,732,234	37,326,034
Expenditures										
General government	5,705,494	7,156,191	7,037,417	4,528,112	4,098,356	4,410,644	4,601,435	4,402,763	4,624,728	4,663,593
Public safety	6,134,442	6,277,819	6,175,591	9,173,803	8,720,902	10,252,547	9,386,368	9,485,446	9,924,191	9,956,307
Transportation	507,587	507,134	507,735	609,835	629,488	679,846	623,326	623,293	666,229	615,856
Economic environment	27,381	69,300	8,990	8,987	-	-	-	-	-	-
Culture and recreation	702,745	765,943	688,400	755,428	807,203	787,632	778,052	2,571,524	991,417	993,481
Debt service										
Principal retirement	2,920,000	5,425,000	220,000	245,000	255,000	-	260,000	2,877,893	2,924,866	3,182,388
Interest	276,233	89,916	70,462	40,145	34,829	14,648	26,474	207,885	160,106	1,043,812
Fiscal charges	4,809	2,596	-	-	-	-	-	-	177,998	391,808
Capital outlay	3,669,101	5,386,179	1,758,293	1,579,802	3,183,023	3,841,171	16,964,797	10,983,196	4,126,867	6,305,576
Total expenditures	19,947,792	25,680,078	16,466,888	16,941,112	17,728,801	19,986,488	32,640,452	31,152,000	23,596,402	27,152,821
Excess of revenues over (under) expenditures	(3,578,545)	(10,338,813)	(238,043)	(3,055,177)	(2,091,377)	3,122,811	(9,748,227)	(7,068,868)	135,832	10,173,213
Other Financing Sources (uses)										
Proceeds from the sale of capital assets	-	-	-	-	-	-	-	9,604	60,925	29,668
Bond proceeds	-	2,355,000	-	-	-	-	10,720,908	-	5,655,000	34,630,000
Premium on bonds issued	-	-	-	-	-	-	-	-	237,591	-
Original issue discount	-	-	-	-	-	-	-	-	-	(221,829)
Payment to escrow agent	-	(13,654)	-	-	-	-	-	-	-	-
Transfers in	6,422,389	5,452,360	2,292,605	3,480,482	2,646,206	4,486,991	6,296,022	6,544,228	4,010,964	3,243,240
Transfers out	(5,137,784)	(4,189,755)	(1,027,800)	(2,217,877)	(1,262,351)	(3,103,136)	(5,040,522)	(5,193,728)	(2,676,490)	(1,945,453)
Total other financing sources (uses)	1,284,605	3,603,951	1,264,805	1,262,605	1,383,855	1,383,855	11,976,408	1,360,104	7,287,990	35,735,626
Net change in fund balances	\$ (2,293,940)	\$ (6,734,862)	\$ 1,026,762	\$ (1,792,572)	\$ (707,522)	\$ 4,506,666	\$ 2,228,181	\$ (5,708,764)	\$ 7,423,822	\$ 45,908,839
Debt service as a percentage of noncapital expenditures	19%	20%	2%	2%	2%	0%	2%	15%	16%	20%

TOWN OF LONGBOAT KEY, FLORIDA

**ASSESSED AND ESTIMATED ACTUAL VALUE OF TAXABLE PROPERTY
LAST TEN FISCAL YEARS
(UNAUDITED)
(Table 5)**

Fiscal Year	Real and Personal Property Sarasota County	Real and Personal Property Manatee County	Total Assessed Value	Estimated Actual Value ⁽¹⁾	Total Direct Tax Rate	Ratio Of Total Assessed To Total Estimated Actual Value
2010	\$ 3,821,018,737	\$ 1,537,809,992	\$ 5,358,828,729	\$ 5,358,828,729	1.5554	100%
2011	3,504,013,002	1,364,896,458	4,868,909,460	4,868,909,460	1.9588	100%
2012	3,345,653,526	1,298,954,253	4,644,607,779	4,644,607,779	1.9549	100%
2013	3,301,413,064	1,276,173,127	4,577,586,191	4,577,586,191	1.9436	100%
2014	3,400,782,934	1,297,409,359	4,698,192,293	4,698,192,293	2.1320	100%
2015	3,558,297,887	1,375,400,033	4,933,697,920	4,933,697,920	2.2368	100%
2016	3,719,283,879	1,471,187,971	5,190,471,850	5,190,471,850	2.1876	100%
2017	3,908,461,938	1,557,319,515	5,465,781,453	5,465,781,453	2.1691	100%
2018	4,051,443,151	1,693,475,816	5,744,918,967	5,744,918,967	2.1658	100%
2019	4,181,674,911	1,782,763,409	5,964,438,320	5,964,438,320	2.1621	100%

Source: Certification from County Property Appraisers Offices - Sarasota and Manatee Counties.

Note: The year indicated is for the fiscal year ended September 30. The amounts indicated are for valuations established as of the prior January 1. As an example, the 2019 Sarasota County valuation of \$4,181,674,911 represents valuations as of January 1, 2018. Taxes were collected during 2018/2019.

⁽¹⁾ The property appraisers have always maintained that assessments were at 100% of actual value; and there was no independent attempt to establish an estimated actual value.

TOWN OF LONGBOAT KEY, FLORIDA

PROPERTY TAX RATES - DIRECT AND OVERLAPPING GOVERNMENTS
LAST TEN FISCAL YEARS
(rate per \$1,000 of assessed value)
(Table 6)

Fiscal Year	Town Direct Rates			Overlapping Rates								
	Operating Millage	General Obligation		Total Direct Rate								
		Debt Service										
						(1) Beach Erosion Control		Manatee		Sarasota		
District A	District B	County	District A	District B	County	District A	District B	County	District A	District B		
2010	1.4903	0.0651	1.5554	0.6146	0.1536	14.6371	15.2517	14.7907	12.4261	13.0407	12.5797	
2011	1.8872	0.0716	1.9588	-	-	14.7045	14.7045	14.7045	12.8905	12.8905	12.8905	
2012	1.8872	0.0677	1.9549	-	-	14.9504	14.9504	14.9504	12.4919	12.4919	12.4919	
2013	1.8872	0.0564	1.9436	-	-	14.5824	14.5824	14.5824	12.7257	12.7257	12.7257	
2014	2.0760	0.0560	2.1320	-	-	14.5544	14.5544	14.5544	12.8687	12.8687	12.8687	
2015	2.1763	0.0605	2.2368	0.8500	0.2125	14.3360	15.1860	14.5485	12.6597	13.5097	12.8722	
2016	2.1300	0.0576	2.1876	0.8328	0.2082	14.2100	15.0428	14.4182	12.5949	13.4277	12.8031	
2017	2.1144	0.0547	2.1691	0.7699	0.1925	13.8587	14.6286	14.0512	12.2478	13.0177	12.4403	
2018	2.1144	0.0514	2.1658	0.7272	0.1818	13.5210	14.2482	13.7028	11.9947	12.7219	12.1765	
2019	2.1144	0.0477	2.1621	0.7002	0.1750	14.2585	14.9587	14.4335	11.7711	12.4713	11.9461	

Source: Town's Financial records and Property Appraiser's Office in Sarasota and Manatee Counties.

Note: The Town of Longboat Key is located within two counties. Taxpayers pay taxes to the county in which they reside. Taxes are collected by both counties and distributed to the Town. The year indicates the year taxes are collected. Assessments are based on the valuations as of January 1 of the previous year. As an example, 2019 direct tax rate of 2.1621 applies to valuations as of January 1, 2018.

⁽¹⁾ The Town has two dependent special districts that were created for beach erosion control. District A is primarily beachfront properties, while District B encompasses all other properties on Longboat Key.

TOWN OF LONGBOAT KEY, FLORIDA

**PRINCIPAL PROPERTY TAX PAYERS
CURRENT YEAR AND NINE YEARS AGO
(Table 7)**

Taxpayer	2019			2010		
	Taxable Assessed Valuation	Rank	Percentage of Total Taxable Assessed Value	Taxable Assessed Valuation	Rank	Percentage of Total Taxable Assessed Value
OPROCK Longboat (Zota and Longboat Key Club)	\$ 26,153,882	1	0.44%	\$ 15,927,431	2	0.30%
Avenue of the Flowers, LLC (Publix)	24,677,800	2	0.41%	11,076,900	4	0.21%
LB 500, LLC (3000 Harbourside Dr)	17,751,900	3	0.30%			
P & W Charters, LLC	12,291,600	4	0.21%			
Michels M (TTEE)	11,619,900	5	0.19%			
Mike McKee	11,425,374	6	0.19%			
Grand Mariner on Dream Island LLC	11,230,000	7	0.19%			
LB 500, LLC (301 Gulf of Mexico Dr)	10,955,200	8	0.18%			
Pleasant Real Estate LLC	10,930,600	9	0.18%	9,009,300	7	0.17%
Veranda Beach Club	9,728,500	10	0.16%	11,830,600	3	0.22%
Key Club Associates				17,575,800	1	0.33%
Mike and Michele McKee				10,454,900	5	0.20%
BBC of Longboat Key LLC				10,233,700	6	0.19%
Key Club Associates				8,247,600	8	0.15%
Four Winds Beach Resort				6,732,000	9	0.13%
Sun N Sea				6,594,932	10	0.12%
Total	<u>\$ 146,764,756</u>		<u>2.46%</u>	<u>\$ 107,683,163</u>		<u>2.02%</u>

Source: Sarasota and Manatee Counties' Tax Rolls.

TOWN OF LONGBOAT KEY, FLORIDA
PROPERTY TAX LEVIES AND COLLECTIONS
LAST TEN YEARS
(Table 8)

Fiscal Year	Total Tax Levy For Fiscal Year ⁽¹⁾	Collected within the Fiscal Year of the Levy		Collection in Subsequent Years ⁽³⁾	Total Collections to Date	
		Amount ⁽²⁾	Percentage of Levy		Collections	Percentage of Levy
2010	\$ 10,644,758	\$ 10,257,437	96.4%	\$ 5,549	\$ 10,262,986	96.4%
2011	9,536,616	9,241,627	96.9%	4,684	9,246,311	97.0%
2012	9,085,731	8,771,883	96.5%	15	8,771,898	96.5%
2013	8,896,997	8,576,215	96.4%	-	8,576,215	96.4%
2014	10,016,546	9,707,938	96.9%	-	9,707,938	96.9%
2015	14,005,969	13,454,360	96.1%	335	13,454,695	96.1%
2016	14,355,766	13,950,405	97.2%	6	13,950,411	97.2%
2017	14,773,619	14,300,060	96.8%	255	14,300,315	96.8%
2018	15,536,171	14,809,552	95.3%	29	14,809,581	95.3%
2019	15,337,764	14,876,333	97.0%	-	14,876,333	97.0%

Source: Town's Audited Financial Statements and Sarasota and Manatee County Property Appraiser's Office.

⁽¹⁾ Property taxes become due and payable on November 1 of each year and a 4% discount is allowed if the taxes are paid in November, with the discount declining by 1% each month thereafter. Therefore, taxes collected will never be 100% of the tax levy. Taxes become delinquent on April 1, of each year and tax certificates for the full amount of any unpaid taxes and assessments must be sold not later than June 1 of each year. A small difference is also indicated by changes to original tax levy due to Board of Equalization adjustments which reduces assessed valuations and the percentage collected based on the original tax levy. Property taxes receivable and the corresponding reserve for uncollectable property taxes are not included in the financial statements as there are no material delinquent taxes as of September 30, 2019.

⁽²⁾ Tax levy includes millage for operating and debt service requirements.

⁽³⁾ Collection in subsequent years is reported for Manatee County only; Sarasota County does not provide.

TOWN OF LONGBOAT KEY, FLORIDA

**RATIO OF OUTSTANDING DEBT BY TYPE
LAST TEN FISCAL YEARS
(Table 9)**

Fiscal Year	Governmental Activities		Business-Type Activities		Total Primary Government ⁽¹⁾	Percentage of Personal Income ⁽¹⁾	Per Capita	Percentage of Actual Estimated Value of Property ⁽²⁾
	General Obligation Bonds	Revenue Bonds	General Obligation Bonds	Notes Payable				
2010	\$ 5,140,000	\$ -	\$9,061,100	\$ 3,614,177	\$ 17,815,277	2.88%	\$2,332	0.37%
2011	2,070,000	-	8,789,018	4,412,945	15,271,963	2.47%	2,219	0.29%
2012	1,850,000	-	8,464,300	4,380,815	14,695,115	2.48%	2,137	0.30%
2013	1,605,000	-	8,142,400	4,197,523	13,944,923	2.10%	2,026	0.30%
2014	1,350,000	-	7,803,800	4,009,032	13,162,832	2.08%	1,929	0.28%
2015	1,350,000	-	7,864,300	3,815,184	13,029,484	2.06%	1,904	0.26%
2016	11,810,908	-	7,488,264	3,615,830	22,915,002	3.54%	3,331	0.44%
2017	8,933,015	-	7,093,016	3,410,817	19,436,848	2.88%	2,781	0.36%
2018	11,900,740	-	6,677,736	3,199,980	21,778,456	2.90%	3,082	0.37%
2019	8,908,507	34,210,331	5,956,904	2,983,156	52,058,898	7.35%	7,197	0.87%

Note: Details regarding the Town's outstanding debt can be found in the notes to the financial statements.

⁽¹⁾ See Table 13 for personal income and population data. These ratios are calculated using personal income and population for the prior calendar year.

⁽²⁾ See Table 5 footnote 2 for explanation of Actual Estimated Value of Property.

TOWN OF LONGBOAT KEY, FLORIDA

**RATIO OF GENERAL BONDED DEBT OUTSTANDING
LAST TEN FISCAL YEARS
(Table 10)**

Fiscal Year	Governmental Activities General Obligation Bonds	Business- Type Activities General Obligation Bonds	Less: Amounts Available in Debt Service Fund	Total	Percentage of Actual Taxable Value of Property ⁽¹⁾	Per Capita ⁽²⁾
2010	\$ 5,140,000	\$ 9,061,100	\$ 41,372	\$ 14,159,728	0.26%	\$ 1,853
2011	2,070,000	8,789,018	65,718	10,793,300	0.22%	1,568
2012	1,850,000	8,464,300	71,354	10,242,946	0.22%	1,489
2013	1,605,000	8,142,400	35,972	9,711,428	0.21%	1,411
2014	1,350,000	7,803,800	6,440	9,147,360	0.19%	1,340
2015	1,350,000	7,864,300	281,712	8,932,588	0.18%	1,305
2016	11,810,908	7,488,264	287,216	19,011,956	0.37%	2,764
2017	8,933,015	7,093,016	292,982	15,733,049	0.29%	2,269
2018	11,663,149	6,677,736	661,028	17,679,857	0.31%	2,529
2019	8,908,507	5,956,904	523,548	14,341,863	0.24%	1,983

Note:

⁽¹⁾ See Table 5 for property value data.

⁽²⁾ See Table 13 for population data.

TOWN OF LONGBOAT KEY, FLORIDA

**DIRECT AND OVERLAPPING GOVERNMENTAL ACTIVITIES DEBT
SEPTEMBER 30, 2019
(Table 11)**

<u>Jurisdiction</u>	<u>Net Debt Outstanding</u>	<u>Percentage Applicable to Longboat Key ⁽¹⁾</u>	<u>Amount Applicable to Longboat Key</u>
Town of Longboat Key ⁽²⁾	<u>\$ 43,118,838</u>	100.00%	<u>\$ 43,118,838</u>
Overlapping Bonded Debt⁽³⁾:			
Sarasota County Schools	5,175,082	7.14%	369,727
Manatee County Schools	144,625,134	4.94%	7,140,882
Sarasota County	<u>101,839,826</u>	7.14%	<u>7,275,814</u>
Total Overlapping Bonded Debt	<u>251,640,042</u>		<u>14,786,423</u>
Total net direct and net overlapping bonded debt	<u><u>\$ 294,758,880</u></u>		<u><u>\$ 57,905,261</u></u>

⁽¹⁾ Calculated as a ratio of taxable valuation of property in the Town of Longboat Key to total taxable valuation of property in Sarasota and Manatee Counties.

⁽²⁾ Includes debt from beach erosion control district A in the amount of \$2,750,761.

⁽³⁾ Includes only general obligation debt.

Sources: Sarasota and Manatee Counties Finance Division CAFRs

TOWN OF LONGBOAT KEY, FLORIDA

**PLEDGED REVENUE COVERAGE
LAST TEN FISCAL YEARS
(Table 12)**

Fiscal Year	General Obligation Bonds (Beach and Facilities)			
	Pledged Revenues⁽¹⁾	Debt Service		Coverage
		Principal	Interest	
2010	\$ 3,209,419	\$ 2,920,000	\$ 276,233	1.0
2011	3,838,917	3,070,000	89,916	1.2
2012	303,886	220,000	70,462	2.4
2013	248,900	245,000	40,145	2.3
2014	258,972	255,000	34,828	0.9
2015	288,104	-	14,648	19.7
2016	291,871	260,000	26,475	1.0
2017	2,920,489	2,877,893	207,885	0.9
2018	3,088,105	2,924,866	160,106	1.0
2019	3,087,852	2,977,388	106,671	1.0

Fiscal Year	Special Assessment Revenue Bonds (Gulf of Mexico Drive Utility Undergrounding)			
	Pledged Revenues⁽⁶⁾	Debt Service		Coverage
		Principal	Interest	
2010	\$ -	\$ -	\$ -	-
2011	-	-	-	-
2012	-	-	-	-
2013	-	-	-	-
2014	-	-	-	-
2015	-	-	-	-
2016	-	-	-	-
2017	1,662,882	-	-	-
2018	1,648,132	-	-	-
2019	1,562,213	-	330,541	4.7

Fiscal Year	Special Assessment Revenue Bonds (Remaining Neighborhoods Utility Undergrounding)			
	Pledged Revenues⁽⁶⁾	Debt Service		Coverage
		Principal⁽⁷⁾	Interest	
2010	\$ -	\$ -	\$ -	-
2011	-	-	-	-
2012	-	-	-	-
2013	-	-	-	-
2014	-	-	-	-
2015	-	-	-	-
2016	-	-	-	-
2017	-	-	-	-
2018	-	-	-	-
2019	1,083,701	205,000	417,619	1.7

TOWN OF LONGBOAT KEY, FLORIDA

**PLEDGED REVENUE COVERAGE
LAST TEN FISCAL YEARS
(Table 12)**

Fiscal Year	Water and Sewer					
	Revenue Bonds ⁽²⁾ ; State Revolving Fund Loan ⁽³⁾ ; General Obligation Note ⁽⁴⁾⁽⁵⁾					
	Utility	Less:	Net	Debt Service		Coverage
	Service Charges	Operating Expenses	Available Revenue	Principal	Interest	
2010	\$ 7,664,838	\$ 3,800,857	\$ 3,863,981	\$ 410,000	\$ 592,672	3.2
2011	7,965,571	4,093,248	3,872,323	247,171	661,972	4.2
2012	7,164,921	4,229,121	2,935,800	471,287	567,948	2.8
2013	7,284,125	5,015,625	2,268,500	489,289	564,967	2.2
2014	7,417,037	4,280,748	3,136,289	510,394	593,100	2.8
2015	7,644,027	4,331,348	3,312,679	532,448	421,210	3.5
2016	7,886,444	4,585,149	3,301,295	575,389	396,550	3.4
2017	8,119,588	4,376,845	3,742,743	600,262	370,582	3.9
2018	8,140,102	5,060,405	3,079,697	626,117	360,615	3.1
2019	8,342,704	5,079,720	3,262,984	980,481	316,992	2.5

Note: Details regarding the Town's outstanding debt can be found in the notes to the financial statements. Operating expenses do not include interest and depreciation expense.

⁽¹⁾ Combined revenues of Infrastructure Surtax, Tourist Development Tax, Beach District A and B and Ad Valorem Taxes.

⁽²⁾ Revenue Bonds were defeased in 2010.

⁽³⁾ State Revolving Fund Loan began in 2009 with first payment due in 2011 and is serviced by the Water and Sewer Fund.

⁽⁴⁾ General Obligation Note began in 2009 with first payment due in 2010; this debt is collateralized by ad valorem tax levies with the intention of payment coming from the net revenues of the utility system.

⁽⁵⁾ 2009 General Obligation Note was partially advanced refunded in 2014 and 2019.

⁽⁶⁾ Pledged revenues include special assessments and prepayments of assessments.

⁽⁷⁾ Principal payments include extraordinary bond redemptions.

TOWN OF LONGBOAT KEY, FLORIDA
DEMOGRAPHIC AND ECONOMIC STATISTICS
LAST TEN FISCAL YEARS
(Table 13)

Year	Population ⁽¹⁾	Personal Income	Per Capita Personal Income ⁽²⁾	Unemployment Rate ⁽³⁾
2010	7,641	\$ 618,638,283	\$ 80,963	11.6%
2011	6,882	591,812,892	81,573	10.9%
2012	6,878	654,015,264	95,088	8.9%
2013	6,884	665,056,356	96,609	6.5%
2014	6,825	632,056,425	92,609	5.4%
2015	6,845	633,573,200	92,560	5.0%
2016	6,879	646,426,509	93,971	3.8%
2017	6,934	674,130,414	97,221	3.9%
2018	6,990	742,379,940	106,206	2.9%
2019	7,233	707,864,778	97,866	2.8%

Sources:

- (1) 2018 population: American Community Survey 5 Years Estimates 2018.
- (2) United States Census Bureau, July 2019.
- (3) U.S. Department of Labor, Bureau of Labor Statistics
(North Port - Sarasota - Bradenton, FL MSA), 2019

TOWN OF LONGBOAT KEY, FLORIDA

**PRINCIPAL EMPLOYERS
CURRENT YEAR AND NINE YEARS AGO
(Table 14)**

Employer	2019			2010		
	Employees	Rank	Percentage of Total Employment ⁽¹⁾	Employees	Rank	Percentage of Total Employment ⁽¹⁾
Resort at Longboat Key Club	403	1	24.54%	497	1	25.98%
Publix Supermarket	146	2	8.89%	118	4	6.17%
Town of Longboat Key	112	3	6.82%	132	3	6.90%
Dry Dock Restaurant	85	4	5.18%			
Zota Beach Resort (formerly Hilton)	80	5	4.87%			
Michael Saunders and Company	75	6	4.57%			
Mar Vista	56	7	3.41%			
Charthouse Restaurant	50	8	3.05%	70	7	3.66%
Grant's Gardens	45	9	2.74%			
Euphemia Haye	43	10	2.62%	50	9	2.61%
Beth Callans Management				180	2	9.41%
Observer Group				77	5	4.03%
Longboat Key Hilton				71	6	3.71%
Valleycrest Landscape Maintenance				62	8	3.24%
Moore's Stonecrab Restaurant				37	10	1.93%
Total	1,095		66.69%	1,294		67.64%

⁽¹⁾ Total employment gathered from profiles.nationalrelocation.com

Source: Employers/Town of Longboat Key.

TOWN OF LONGBOAT KEY, FLORIDA

FULL-TIME EQUIVALENT GOVERNMENT EMPLOYEES BY FUNCTION/PROGRAM
LAST TEN FISCAL YEARS
 (Table 15)

	FISCAL YEAR									
Function	2010	2011	2012	2013	2014	2015	2016	2017	2018	2019
General Government										
Town Manager									5.0	2.0
Support Services									-	4.0
Town Clerk ⁽¹⁾									3.0	3.0
Finance									6.0	6.0
I.T.									3.0	3.0
Public Works									4.0	5.0
Planning, Zoning, Building									12.0	12.0
Total General Government	32	32	25	25	26	26	31	36	33.0	35.0
Public Safety										
Fire/Rescue									36.5	36.5
Police									23.5	22.5
Total Public Safety	63	65	67	67	63	60	62	61	60.0	59.0
Transportation										
Streets	6	6	6	6	6	6	6	6	6.0	6.0
Culture and Recreation										
Parks									3.0	3.0
Tennis									2.0	2.0
Total Culture and Recreation	6	5	5	5	7	7	7	5	5.0	5.0
Water and Sewer										
	7	7	7	7	7	6	8	9	8.0	7.0
Total	114	115	110	110	109	105	114	117	112.0	112.0

⁽¹⁾ Excludes poll workers

Source: Town of Longboat Key Finance Department; 2014 and 2015 restated.

Note: The Town didn't start tracking by Program until fiscal year 2018.

TOWN OF LONGBOAT KEY, FLORIDA

**OPERATIONS INDICATORS BY FUNCTION/PROGRAM
LAST TEN FISCAL YEARS
(Table 16)**

Function/Program	FISCAL YEAR									
	2010	2011	2012	2013	2014	2015	2016	2017	2018	2019
Fire										
Fire calls	390	423	412	401	444	403	466	485	695	754
Rescue calls	991	1,073	1,003	1,093	1,050	1,035	1,138	1,058	1,068	1,164
Inspections	388	804	805	559	1,119	317	622	352	349	332
Police										
Law violations ⁽¹⁾	353	354	200	683	436	545	623	1,079	650	1,003
Law arrests	110	101	46	65	61	48	48	66	81	102
Water system										
Number of users or consumers	10,723	10,723	16,802	16,802	18,680	17,991	18,108	19,778	19,910	19,778
Daily average finished flow in gallons	1,688,534	1,697,937	1,609,210	1,569,241	1,635,660	1,584,641	1,650,375	1,646,296	1,610,605	1,945,729
Sewer system										
Daily average treatment in gallons	1,616,156	1,632,912	1,690,384	1,647,711	1,737,618	1,823,843	1,794,885	1,767,603	1,850,992	1,730,279

⁽¹⁾ The increase in Law Violations is a result of the increased parking violations in the Village and Northshore.

Sources: various Town of Longboat Key departments

TOWN OF LONGBOAT KEY, FLORIDA

**CAPITAL ASSETS STATISTICS BY FUNCTION
LAST TEN FISCAL YEARS
(Table 17)**

Function/Program	FISCAL YEAR									
	2010	2011	2012	2013	2014	2015	2016	2017	2018	2019
Public Safety										
Police:										
Stations	1	1	1	1	1	1	1	1	1	1
Patrol units	6	6	6	5	6	6	6	8	7	7
Marine units	1	1	1	2	2	2	2	2	2	2
Fire:										
Stations	2	2	2	2	2	2	2	2	2	2
Fire trucks	3	3	3	3	3	3	3	3	3	3
Ambulances	3	3	3	3	3	3	3	3	3	3
Marine units	1	1	1	1	1	1	1	1	1	1
Beach rescue units	-	1	1	2	2	2	2	2	2	2
Highways and Streets										
Streets - paved (miles)	14	14	14	14	14	14	14	14	14	14
Streets - unpaved (miles)	-	-	-	-	-	-	-	-	-	-
Alleys	1	1	1	1	1	1	1	1	1	1
Sidewalks (miles)	10	10	10	10	10	10	10	10	10	10
Streetlights	283	283	283	283	283	283	283	283	283	283
Traffic signals	4	4	4	4	4	4	4	4	4	4
Culture and Recreation										
Parks acreage (in excess of)	140	141	141	141	141	141	141	141	141	141
Parks	5	5	5	5	5	5	5	6	6	6
Recreation center	1	1	1	1	1	1	1	1	1	1
Tennis courts	12	12	12	12	12	12	12	12	12	12
Shuffleboard courts	2	2	2	2	2	2	2	2	2	2
Basketball courts	2	2	2	2	2	2	2	2	2	2
Pickelball courts	-	-	-	-	-	-	-	1	1	1
Water										
Water mains (miles)	46	46	46	46	46	46	46	46	46	46
Storage capacity (thousands of gallons)	2,500	2,500	2,500	2,500	2,500	2,500	2,500	2,500	2,500	2,500
Fire hydrants	209	209	212	212	212	212	212	400	405	405
Wastewater										
Sanitary sewers (miles)	44	44	44	44	44	44	44	44	44	44
Storm sewers (miles)	1	1	1	1	1	1	1	1	1	1

Note: No capital asset indicators are available for the general government function

Sources: various Town of Longboat Key departments

THIS PAGE INTENTIONALLY LEFT BLANK

OTHER REPORTS

THIS PAGE INTENTIONALLY LEFT BLANK



**INDEPENDENT AUDITORS' REPORT ON INTERNAL CONTROL OVER FINANCIAL
REPORTING AND ON COMPLIANCE AND OTHER MATTERS BASED ON AN AUDIT
OF FINANCIAL STATEMENTS PERFORMED IN ACCORDANCE WITH
GOVERNMENT AUDITING STANDARDS**

Honorable Mayor and Members of
the Town Commission,
Town of Longboat Key, Florida

We have audited, in accordance with auditing standards generally accepted in the United States of America and the standards applicable to financial audits contained in *Government Auditing Standards* issued by the Comptroller General of the United States, the financial statements of the governmental activities, the business-type activities, each major fund, and the aggregate remaining fund information of the Town of Longboat Key, Florida (the "Town"), as of and for the year ended September 30, 2019, and the related notes to the financial statements, which collectively comprise the Town's basic financial statements and have issued our report thereon dated March 18, 2020.

Internal Control Over Financial Reporting

In planning and performing our audit of the financial statements, we considered the Town's internal control over financial reporting (internal control) to determine the audit procedures that are appropriate in the circumstances for the purposes of expressing our opinions on the financial statements, but not for the purpose of expressing an opinion on the effectiveness of the Town's internal control. Accordingly, we do not express an opinion on the effectiveness of the Town's internal control.

A *deficiency in internal control* exists when the design or operation of a control does not allow management or employees, in the normal course of performing their assigned functions, to prevent, or detect and correct, misstatements on a timely basis. A *material weakness* is a deficiency, or a combination of deficiencies, in internal control such that there is a reasonable possibility that a material misstatement of the entity's financial statements will not be prevented, or detected and corrected on a timely basis. A *significant deficiency* is a deficiency, or a combination of deficiencies, in internal control that is less severe than a material weakness, yet important enough to merit attention by those charged with governance.

Our consideration of internal control was for the limited purpose described in the first paragraph of this section and was not designed to identify all deficiencies in internal control that might be material weaknesses or, significant deficiencies. Given these limitations, during our audit we did not identify any deficiencies in internal control that we consider to be material weaknesses. However, material weaknesses may exist that have not been identified.

Compliance and Other Matters

As part of obtaining reasonable assurance about whether the Town's financial statements are free from material misstatement, we performed tests of its compliance with certain provisions of laws, regulations, contracts, and grant agreements, noncompliance with which could have a direct and material effect on the determination of financial statement amounts. However, providing an opinion on compliance with those provisions was not an objective of our audit, and accordingly, we do not express such an opinion. The results of our tests disclosed no instances of noncompliance or other matters that are required to be reported under *Government Auditing Standards*.

Purpose of this Report

The purpose of this report is solely to describe the scope of our testing of internal control and compliance and the results of that testing, and not to provide an opinion on the effectiveness of the Town's internal control or on compliance. This report is an integral part of an audit performed in accordance with *Government Auditing Standards* in considering the entity's internal control and compliance. Accordingly, this communication is not suitable for any other purpose.

Bradenton, Florida
March 18, 2020

Mauldin & Jenkins, LLC

TOWN OF LONGBOAT KEY, FLORIDA
SCHEDULE OF FINDINGS AND RESPONSES
FOR THE YEAR ENDED SEPTEMBER 30, 2019

SECTION I
SUMMARY OF AUDIT RESULTS

Financial Statements

Type of auditor's report issued

Unmodified

Internal control over financial reporting:

Material weaknesses identified?

____ yes X no

Significant deficiencies identified not considered
to be material weaknesses?

____ yes X none reported

Noncompliance material to financial statements noted?

____ yes X no

Federal Awards and State Financial Assistance Projects

A federal and state single audit were not required as the Town did not expend in excess of \$750,000 of federal expenditures or state financial assistance.

SECTION II
FINANCIAL STATEMENT FINDINGS AND RESPONSES

None noted.

SECTION III
FEDERAL/STATE AWARDS FINDINGS AND QUESTIONED COSTS

Not applicable.

TOWN OF LONGBOAT KEY, FLORIDA
SCHEDULE OF PRIOR YEAR FINDINGS
FOR THE YEAR ENDED SEPTEMBER 30, 2019

None noted.



INDEPENDENT AUDITOR'S MANAGEMENT LETTER

Honorable Mayor and Members of
the Town Commission,
Town of Longboat Key, Florida

Report on the Financial Statements

We have audited the financial statements of the Town of Longboat Key, Florida (the "Town"), as of and for the fiscal year ended September 30, 2019, and have issued our report thereon dated March 18, 2020.

Auditor's Responsibility

We conducted our audit in accordance with auditing standards generally accepted in the United States of America; the standards applicable to financial audits contained in *Government Auditing Standards*, issued by the Comptroller General of the United States; and Chapter 10.550, *Rules of the Auditor General*.

Other Reporting Requirements

We have issued our Independent Auditor's Report on Internal Control over Financial Reporting and on Compliance and Other Matters Based on an Audit of Financial Statements Performed in Accordance with *Government Auditing Standards*; Schedule of Findings and Responses; and Independent Accountant's Report on an examination conducted in accordance with *AICPA Professional Standards*, AT-C Section 315, regarding compliance requirements in accordance with Chapter 10.550, *Rules of the Auditor General*. Disclosures in these reports, which are dated March 18, 2020, should be considered in conjunction with this management letter.

Prior Audit Findings

Section 10.554(1)(i)1., *Rules of the Auditor General*, requires that we determine whether or not corrective actions have been taken to address findings and recommendations made in the preceding annual financial audit report. There were no findings or recommendations in the preceding annual financial report requiring correction.

Official Title and Legal Authority

Section 10.554(1)(i)4., *Rules of the Auditor General*, requires that the name or official title and legal authority for the primary government and each component unit of the reporting entity be disclosed in this management letter, unless disclosed in the notes to the financial statements. The Town of Longboat Key, Florida is a political subdivision of the State of Florida created by Special Act of 1957, Chapter 1540 and Chapter 69-1265. The Town includes the following blended component units within its annual financial report: the Longboat Key Beach Erosion Control District A and the Longboat Key Beach Erosion Control District B.

Financial Condition and Management

Sections 10.554(1)(i)5.a. and 10.556(7), *Rules of the Auditor General*, require us to apply appropriate procedures and communicate the results of our determination as to whether or not the Town has met one or more of the conditions described in Section 218.503(1), *Florida Statutes*, and to identify the specific condition(s) met. In connection with our audit, we determined that the Town did not meet any of the conditions described in Section 218.503(1), *Florida Statutes*.

Pursuant to Sections 10.554(1)(i)5.b. and 10.556(8), *Rules of the Auditor General*, we applied financial condition assessment procedures. It is management's responsibility to monitor the Town's financial condition, and our financial condition assessment was based in part on representations made by management and the review of financial information provided by same.

Section 10.554(1)(i)2., *Rules of the Auditor General*, requires that we communicate any recommendations to improve financial management. In connection with our audit, we did not have any such recommendations.

Special District Component Units

Section 10.554(1)(i)5.c, *Rules of the Auditor General*, requires, if appropriate, that we communicate the failure of a special district that is a component unit of a county, municipality, or special district, to provide the financial information necessary for proper reporting of the component unit, within the audited financial statements of the county, municipality, or special district in accordance with Section 218.39(3)(b), *Florida Statutes*. In connection with our audit, we did not note any special district component units that failed to provide the necessary information for proper reporting in accordance with Section 218.39(3)(b), *Florida Statutes*.

Additional Matters

Section 10.554(1)(i)3., *Rules of the Auditor General*, require us to communicate noncompliance with provisions of contracts or grant agreements, or abuse, that have occurred, or are likely to have occurred, that have an effect on the financial statements that is less than material but which warrants the attention of those charged with governance. In connection with our audit, we did not note any such findings.

Purpose of this Letter

Our management letter is intended solely for the information and use of the Legislative Auditing Committee, members of the Florida Senate and the Florida House of Representatives, the Florida Auditor General, federal and other granting agencies, the Mayor and Members of the Town Commission, and applicable management, and is not intended to be and should not be used by anyone other than these specified parties.

Bradenton, Florida
March 18, 2020





INDEPENDENT ACCOUNTANT'S REPORT

Honorable Mayor and Members of
the Town Commission,
Town of Longboat Key, Florida

We have examined the Town of Longboat Key, Florida's (the "Town") compliance with Section 218.415, *Florida Statutes*, regarding the investment of public funds during the year ended September 30, 2019. Management is responsible for the Town's compliance with those requirements. Our responsibility is to express an opinion on the Town's compliance based on our examination.

Our examination was conducted in accordance with attestation standards established by the American Institute of Certified Public Accountants. Those standards require that we plan and perform the examination to obtain reasonable assurance about whether the Town complied, in all material respects, with the specified requirements referenced above. An examination involves performing procedures to obtain evidence about whether the Town complied with the specified requirements. The nature, timing and extent of the procedures selected depend on our judgement, including an assessment of the risks of material noncompliance, whether due to fraud or error. We believe that the evidence we obtained is sufficient and appropriate to provide a reasonable basis for our opinion.

Our examination does not provide a legal determination on the Town's compliance with specified requirements.

In our opinion, the Town complied, in all material respects, with the aforementioned requirements for the year ended September 30, 2019.

This report is intended solely for the information and use of the Town and the Auditor General, State of Florida, and is not intended to be and should not be used by anyone other than these specified parties.

Bradenton, Florida
March 18, 2020

Mauldin & Jenkins, LLC

THIS PAGE INTENTIONALLY LEFT BLANK