



CITY OF GREENACRES



2020 Comprehensive Annual Financial Report • Fiscal Year Ending September 30, 2020



Comprehensive Annual Financial Report
of the
City of Greenacres, Florida
For The Fiscal Year Ended
September 30, 2020

Prepared by Department of Finance
Teri Beiriger, Director of Finance

TABLE OF CONTENTS

	<u>PAGE</u>
INTRODUCTORY SECTION	
Letter of Transmittal.....	i-vi
Principal Officials	vii
Organizational Chart.....	viii
GFOA Certificate of Achievement for Excellence in Financial Reporting.....	ix
FINANCIAL SECTION	
Independent Auditor’s Report.....	1-3
Management’s Discussion and Analysis	4-13
BASIC FINANCIAL STATEMENTS	
<i>Government-Wide Financial Statements:</i>	
Statement of Net Position.....	14
Statement of Activities	15
<i>Fund Financial Statements:</i>	
Balance Sheet - Governmental Funds	16
Reconciliation of the Balance Sheet - Governmental Funds to the Statement of Net Position.....	17
Statement of Revenues, Expenditures and Changes in Fund Balances – Governmental Funds	18
Reconciliation of the Statement of Revenues, Expenditures and Changes in Fund Balances of Governmental Funds to the Statement of Activities	19
Statement of Fiduciary Net Position – Fiduciary Fund	20
Statement of Changes in Fiduciary Net Position – Fiduciary Funds	21
Notes to Basic Financial Statements.....	22-73
<i>Required Supplementary Information:</i>	
Schedule of Revenues, Expenditures, and Changes in Fund Balance – Budget and Actual – General Fund.....	74-77
Note to Budgetary Comparison Schedule – General Fund.....	78
Florida Retirement System:	
Schedule of Employer Proportionate Share of Net Pension Liability – Florida Retirement System Pension Plan.....	79
Schedule of Employer Contributions – Florida Retirement System Pension Plan.....	80
Schedule of Employer Proportionate Share of Net Pension Liability – Florida Retirement System Health Insurance Subsidy Pension Plan	81
Schedule of Employer Contributions – Florida Retirement System Health Insurance Subsidy Pension Plan.....	82

TABLE OF CONTENTS

(Continued)

	<u>PAGE</u>
Firefighters' Retirement Plan:	
Schedule of Changes in the City's Net Pension Liability and Related Ratios	83
Schedule of Employer Contributions	84
Schedule of Investment Returns	85
Notes to the Schedule of Contributions	86
Public Safety Officers' Retirement Plan:	
Schedule of Changes in the City's Net Pension Liability and Related Ratios	87
Schedule of Employer Contributions	88
Schedule of Investment Returns	89
Notes to the Schedule of Contributions	90
Schedule of Changes in the City's Total OPEB Liability	91

COMBINING AND INDIVIDUAL FUND STATEMENTS AND SCHEDULES

Major Governmental Funds:

Capital Projects Funds	
Schedule of Revenues, Expenditures and Changes in Fund Balance – Budget and Actual – New Growth Capital Projects Fund	92
Schedule of Revenues, Expenditures and Changes in Fund Balance – Budget and Actual – Parks and Recreation Capital Projects Fund	93
Schedule of Revenues, Expenditures and Changes in Fund Balance – Budget and Actual – Reconstruction and Maintenance Capital Projects Fund	94
Schedule of Revenues, Expenditures and Changes in Fund Balance – Budget and Actual – Infrastructure Surtax Capital Projects Fund	95

Nonmajor Governmental Funds:

Combining Balance Sheet	96-97
Combining Statement of Revenues, Expenditures and Changes in Fund Balances	98-99

Nonmajor Special Revenue Funds:

Schedule of Revenues, Expenditures and Changes in Fund Balance – Budget and Actual – Arboreous Special Revenue Fund	100
Schedule of Revenues, Expenditures and Changes in Fund Balance – Budget and Actual – Public Safety Donation Special Revenue Fund	101
Schedule of Revenues, Expenditures and Changes in Fund Balance – Budget and Actual – Youth Programs Special Revenue Fund	102

TABLE OF CONTENTS

(Continued)

PAGE

Nonmajor Debt Service Funds:

Schedule of Revenues, Expenditures and Changes in Fund Balance – Budget and Actual – Municipal Complex Debt Service Fund.....	103
--	-----

Fiduciary Funds

Combining Statement of Net Position – Pension Trust Funds	104
Combining Statement of Changes in Net Position – Pension Trust Funds.....	105

STATISTICAL SECTION

Table of Contents	106
Schedule 1 - Net Position by Component	107
Schedule 2 - Changes in Net Position.....	108-109
Schedule 3 - Fund Balances, Governmental Funds.....	110-111
Schedule 4 - Changes in Fund Balances, Governmental Funds	112-113
Schedule 5 - Assessed Value and Actual Value of Taxable Property.....	114
Schedule 6 - Direct and Overlapping Property Tax Rates	115
Schedule 7 - Principal Property Tax Payers.....	116
Schedule 8 - Property Tax Levies and Collections.....	117
Schedule 9 - Ratios of Outstanding Debt by Type	118
Schedule 10 - Ratios of General Bonded Debt Outstanding.....	119
Schedule 11 - Direct and Overlapping Governmental Activities Debt.....	120
Schedule 12 - Legal Debt Margin Information.....	121
Schedule 13 - Pledged Revenue Coverage	122
Schedule 14 - Demographic and Economic Information.....	123
Schedule 15 - Principal Employers.....	124
Schedule 16 - Full-Time City Government Employees by Function/Program.....	125
Schedule 17 - Operating Indicators by Function/Program	126
Schedule 18 - Capital Asset Statistics by Function/Program	127

OTHER REPORTS

Independent Auditor's Report on Internal Control over Financial Reporting and on Compliance and Other Matters Based on an Audit of Financial Statements Performed in Accordance with <i>Government Auditing Standards</i>	128-129
Management Letter in Accordance with the Rules of the Auditor General of the State of Florida	130-132
Independent Accountant's Report on Compliance with Section 218.415, Florida Statutes.....	133
Chief Financial Officer's Affidavit in Accordance with Section 163.30810, Florida Statutes.....	134

INTRODUCTORY SECTION



City of Greenacres

Department of Finance

5800 Melaleuca Lane • Greenacres • Florida • 33463-3515

Ph: 561-642-2013 • Fax: 561-642-2037 • Email: groupfin@greenacresfl.gov

Joel Flores, Mayor

Andrea McCue, City Manager

June 14, 2021

The Honorable Mayor and Members of the City Council
City of Greenacres, Florida

We are pleased to submit the Comprehensive Annual Financial Report of the City of Greenacres, Florida for the fiscal year ended September 30, 2020 in compliance with Florida Statutes. The purpose of this report is to provide the City Council, citizens, representatives of financial institutions, and others with detailed information concerning the financial condition and performance of the City. In addition, the report provides assurance that the City presents fairly, in all material respects, its financial position as verified by independent auditors.

This report consists of management's representations concerning the finances of the City. Consequently, management assumes full responsibility for the completeness and reliability of the information presented in this report. Management of the City has established a comprehensive internal control framework to provide a reasonable basis for making these representations. This framework is designed to protect the government's assets from loss, theft, or misuse, and to compile sufficient reliable information for the preparation of the City's financial statements in conformity with accounting principles generally accepted in the United States of America (GAAP). Because the cost of internal controls should not outweigh the benefits, the City's internal control framework has been designed to provide reasonable rather than absolute assurance that the financial statements will be free from material misstatement. As management, we assert, to the best of our knowledge and belief, that this financial report is complete and reliable in all material respects.

The City's financial statements have been audited by Nowlen, Holt & Miner, P.A., a firm of licensed certified public accountants. The goal of the independent audit was to provide reasonable assurance that the financial statements of the City for the fiscal year ended September 30, 2020 are free of material misstatement. The independent audit involved examining, on a test basis, evidence supporting the amounts and disclosures in the financial statements, assessing the accounting principles used and significant estimates made by management, as well as evaluating the overall financial statement presentation. The independent auditor concluded, based upon the audit, that there was a reasonable basis for rendering unmodified opinions on the City's various financial statements included in this document. The independent auditor's report is presented as the first component of the financial section of this report.

Generally accepted accounting principles for government entities require that management provide a narrative introduction, overview, and analysis to accompany the basic financial statements in the report entitled Management's Discussion and Analysis (MD&A). This letter of transmittal is designed to complement the MD&A and should be read in conjunction with it. The City's MD&A can be found immediately following the report of the independent auditor

PROFILE OF THE GOVERNMENT

The City of Greenacres has operated under the Council-Manager form of government since 1980. Policy-making and legislative authority are vested in the City Council consisting of the Mayor and five Council members. The City Council is responsible, among other things, for approving ordinances, adopting the budget, appointing committees, and hiring both the City Manager and City Attorney. The City Manager is responsible for carrying out the policies and ordinances of the City Council, for overseeing the day-to-day operations of the government, and for appointing the Directors of the various departments. The Council is elected on a non-partisan basis. Council members serve four-year staggered terms. The Mayor is also elected to serve a four-year term. The Mayor and the five Council members are elected at large.

The City provides general municipal services such as police (contracted), fire, emergency medical services, protective inspections, public works, planning, zoning, engineering, recreation, and cultural events. The City provides solid waste collection and recycling services through a contract with a privately-owned sanitation company. For fiscal year 2020, Advanced Disposal Services Solid Waste Southeast, Inc. held this franchise contract. Palm Beach County Water Utilities Department provides water and sanitary sewage service in the City.

The financial reporting entity includes all of the funds of the City of Greenacres. There is one subordinate entity reporting to the City and included in this report, the Public Safety Officers' and Firefighters' Retirement Plan. This subordinate entity was created effective January 1, 1996, to provide retirement, death survivorship, and disability benefits to all Public Safety Officers and Firefighters hired January 1, 1996, and thereafter, consistent with the provisions of Florida Statutes 175 and 185.

ECONOMIC CONDITION AND OUTLOOK

The City is located in the central area of Palm Beach County, Florida. The primary economic sectors in the County are agriculture, tourism, service industry, and retirement housing. The City is a residentially oriented suburb, with supporting commercial establishments to serve its diverse population. Residential uses account for 65% of the land area, while commercial uses account for 9%, public uses (institutional, recreation, roadways and waterways), account for 22% of the land area with the remaining 4% comprising mixed uses and vacant undeveloped land. It is estimated that the City's population will increase by approximately 14% from the 2010 census figure of 37,572 residents to 42,905 residents in the 2020 census.

The City's economy is primarily driven by residential and commercial developments representing a broad spectrum of the population and business types. The City has no industrial zoning, and as such, has no single large employers within the City limits. The majority of the commercial establishments offer a variety of services, restaurants, retail, and entertainment, mainly located along Lake Worth Road, Forest Hill Boulevard, Tenth Avenue North and Jog Road.

Palm Beach County School District and Palm Beach County government (as of 2020) are the two largest local employers, with over 21,200 and 11,484 employees, respectively. The American Community Survey for Palm Beach County lists the three top trades as: 1) Educational services, health care and social assistance, the largest sector at more than 139,000 employees; 2) Professional, scientific, management, administrative, and waste management services at over 99,000; and 3) Retail trade at approximately 89,000.

FY2020 final property values increased by 7.7% from the FY2019 final values. Ad valorem tax revenue increased by \$862 thousand while maintaining a millage rate of 6.400 mills. Additionally, the City continued to close the gap between revenues and expenditures for non-essential services. The City has developed several strategies for financial sustainability for future years. They are: 1) drawdown unassigned fund balance and maintain at or above 25% of annual expenditures; 2) control expenditures by evaluating

staffing levels, overtime, and benefits; and 3) increase/stabilize revenues by adjusting fee schedules and the tax rate. The implementation of those strategies has enabled the City to maintain a sound financial position without impacting levels of service.

There are many unknowns as it relates to the City's future outlook of revenues from intergovernmental sources as the COVID-19 pandemic is expected to potentially impact various aspects of municipal operations for an undetermined amount of time. The City's primary intergovernmental revenue sources in FY2020 including the half-cent sales tax and State Revenue Sharing showed a decrease of \$444 thousand and permits and fees which include franchise fees and new construction related building permit fees showed a slight increase. The City also received \$2.7 million in FY2020 from the one-penny sales surtax. Surtax funds have been used to provide for projects that will improve the quality of life for the City's residents and businesses. The surtax is projected to provide this City with \$2.3 million per year for a total of \$23 million of a ten-year period that began in FY2017. The short-term future growth rate is expected to remain steady as approved developments are completed and new developments are approved within existing and future annexation boundaries.

MAJOR INITIATIVES

During fiscal year 2020, the City has addressed the following major areas:

- Investment in Public Safety and security in the City
- Improving roads, infrastructure, and appearance throughout the City's neighborhoods
- Development and improvement of parks and recreational facilities for all City residents

Initiatives related to public safety included: Replacement of a ten (10) year old rescue truck using surtax dollars; Development of concept and architectural design for the construction of a full-scale Emergency Operations Center at Fire Rescue Station 94 Headquarters; Replacement of sixty (60) NXG2 Air Bottles that reached their life expectancy; and the purchase of two (2) license plate readers and a speed laser device for community policing. The Insurance Services Office (ISO), a principal provider of ratings and statistical information for the insurance industry in the country, evaluates the fire protection services of a city and assigns a Public Protection Classification (PPC) number from 1 to 10, with 1 being exemplary. The City of Greenacres PPC rating is currently a two (2). This benefits residents and business owners as most Insurance Company Underwriters incorporate the ISO Public Protection Classification into their decision-making process of whether to insure properties and setting the price for policies written.

The Original Section Drainage Improvement project continued with capacity improvements to outfall connections on either side of the L-11 Canal. Roadway resurfacing and refurbishing of asphalt markings and stripes was completed at Biscayne Drive from Fleming Avenue to Haverhill Road, Cambridge, Carver, Clinton, First, Second and Fourth Streets.

The City is committed to the development of parks and recreation facilities and enhancing "green space" within the City through the allocation of funds for the construction, renovation, expansion and improvement of City parks and recreational areas. During fiscal year 2020, the City commenced a review of park amenities at Freedom Park to provide for pickle ball, Bankshot basketball, volleyball and additional pavilion space. To provide for ongoing repairs and upkeep of the City's public parks, sports turf was replaced at Freedom Park, Ira Van Bullock Park and Veterans Park, and the racquetball courts at Community Park were resurfaced and refurbished.

LONG-TERM FINANCIAL PLANNING

As part of the City's long-term financial planning, the City has allocated resources for initiatives, programs, and strategies to achieve long term goals related to the City's mission of improving the quality of life by providing the best and most cost-efficient public services and facilities

to the City's residents and businesses. The City's strategic plan outlines four (4) strategic priority areas (goals) that include:

- **Safe City:** For FY2021, \$19.3 million is allocated for public safety programs and activities to provide for physical safety and property protection in the City. This includes the replacement of a medic rescue truck and installation or upgrading security cameras at various City facilities.
- **Well-Planned Attractive Community:** Ongoing maintenance of roads and drainage systems, landscaping, parks and buildings to serve City residents.
- **Efficient and Effective Government:** Investing in technology to increase efficiency in the delivery of services, increase accessibility and interaction with residents and businesses.
- **Diversity in Community Life, Leisure and Recreation:** Development of community and recreation programs including events and festivals, recreational athletic leagues, senior activities and afterschool programs.

Management strives to offset the increasing costs associated with the commitment to increased level of services in all areas by careful management of reserves and holding the line on operating costs. The strategic use of reserves is only a short-term fix, however, and these challenges will continue into future years with expenditures expected to outpace revenues over the next five years. It will continue to be a challenging environment, requiring tough decisions by both the Council and staff to balance fiscal realities with the collective expectations of our constituents for exceptional municipal services and their associated costs.

GENERAL FINANCIAL INFORMATION

Financial Policies

The City of Greenacres' financial policies provide the framework for the overall fiscal management of the City. The policies cover a broad range of topics including, but not limited to, accounting, auditing, internal controls, operating and capital budgeting, cash and investment management, asset management, and financial reporting. Pursuant to Governmental Accounting Standards Board Statement No. 54, Fund Balance Reporting and Governmental Type Fund Definitions, the City adopted a fund balance policy including classifications and fund balance reserves within each category. The fund balances reported in the financial statements are shown pursuant to Statement 54.

Internal Controls

Management of the City is responsible for establishing and maintaining an internal control structure designed to ensure that government assets are protected from loss, theft, or misuse, and to ensure that adequate accounting data is compiled to allow for the preparation of financial statements in conformity with Generally Accepted Accounting Principles (GAAP). The internal control structure of the City of Greenacres is designed to provide reasonable, but not absolute, assurance that these objectives are met. The concept of reasonable assurance recognizes that the cost of a control should not exceed the benefits likely to be derived, and the valuation of costs and benefits requires estimates and judgments by management.

Budgetary Controls

The City of Greenacres adopts fiscal year budgets for all funds. The City maintains budgetary controls through the annual budget public hearing and approval process of GAAP based budgets. The formal budget approval for each fiscal year is accomplished in a manner to comply with Florida State Statute 200.065, commonly referred to as Truth-In-Millage (TRIM). Activities of the General Fund, Debt Service Funds,

Arborous, Youth Programs, and Public Safety Donations Special Revenue Funds, and all Capital Project Funds are included in the annual appropriated budget. Chapter 932, Florida State Statutes prohibits budgeting revenues in the Forfeitures Special Revenue Fund. Expenditures in the Forfeitures Special Revenue Fund are appropriated through individual requests on a project-by-project basis at public meetings of the City Council. Budget amendments for all funds require prior City Council approval at public meetings. The level of budgetary control (that is, the level at which expenditures cannot exceed the appropriated amount) is at the Departmental level.

The City of Greenacres also maintains an encumbrance accounting system as one technique of accomplishing budgetary control. Encumbered amounts lapse at year-end. However, encumbrances can be re-appropriated as part of the following year's approved budget. The City continues to meet its responsibility for sound financial management, as demonstrated by the statements and schedules included in the financial section of this report.

Capital Financing

In conjunction with the annual adoption of the operating budget, the City prepares a Capital Improvement Program to provide for improvements to the City's public facilities for the ensuing fiscal year and next five years, along with proposals for the financing of these improvements. The first year of the program constitutes the capital budget for the current fiscal year and the remaining years are used as a planning guide. The program identifies projects and allocates funding over five years for City infrastructure, park development, public works projects, and new equipment. The City has been able to provide the needed funding of the Capital Improvement Program through dedicated sources of revenue such as impact fees, grants, and previous transfers.

Debt Service Administration

In Florida, there is no legal debt limit. All general obligation debt pledging payment from ad valorem taxes must be approved by referendum, unless it is to refund outstanding debt. Article VII, Section 12, of the Florida State Constitution expresses that "Counties, school districts, municipalities, special districts, and local governmental bodies with taxing powers may issue bonds, certificates of indebtedness, or any form of tax anticipation certificates payable from ad valorem taxes and maturing more than twelve months after issuance only to finance or refinance capital projects authorized by law and only when approved by vote of the electors..." The City has no general obligation debt outstanding.

Fiduciary Operations

The City's fiduciary operations are limited to the City of Greenacres Public Safety Officers' and Firefighter Retirements' Plan that was established effective January 1, 1996, to cover high-risk employees with a defined benefit retirement plan. The Florida League of Cities was selected to provide administrative services for the plan. A pension trust fund was established to account for that new plan in fiscal year 1996.

Awards

The Government Finance Officers Association of the United States and Canada (GFOA) awarded a Certificate of Achievement for Excellence in Financial Reporting to the City of Greenacres for its Comprehensive Annual Financial Report for the fiscal year ended September 30, 2019. The Certificate of Achievement is a prestigious national award-recognizing conformance with the highest standards for preparation of state and local government financial reports. The City of Greenacres has received a Certificate of Achievement for the last twenty-seven consecutive years (fiscal years 1991-2019).

In order to be awarded a Certificate of Achievement, a governmental unit must publish an easily readable and efficiently organized comprehensive annual financial report, whose contents conforms to program standards. Such comprehensive annual financial reports must satisfy both generally accepted accounting principles and applicable legal requirements.

A Certificate of Achievement is valid for a period of one year only. We believe our current report continues to conform to the Certificate of Achievement program requirements, and we are submitting it to GFOA.

The City of Greenacres also received an award from GFOA for Outstanding Achievement in Popular Annual Financial Reporting for the Fiscal Year Ended September 30, 2019. The award is valid for one year.

In addition, the City also received the GFOA's Award for Distinguished Budget Presentation for the Fiscal Year beginning October 1, 2018. The City has received the Distinguished Budget Presentation award for the last twenty-seven years (fiscal years 1994-2019). In order to earn the Distinguished Budget Presentation Award, the City's budget document was judged proficient as a policy document, financial plan, operations guide, and communication device.

OTHER INFORMATION


Independent Audit

State Statutes require an annual audit by independent certified public accountants. The accounting firm of Nowlen, Holt & Miner, P. A. performed the City's audit and their report on the financial statements is included in the financial section of this report.


Acknowledgments

The preparation of this Comprehensive Annual Financial Report for the City of Greenacres was made possible by the dedicated efforts of the staff of the Department of Finance. We also extend our appreciation to the independent certified public accounting firm of Nowlen, Holt & Miner, P. A. for their professionalism during the performance of the audit.

We would like to thank the Mayor and City Council for their guidance and support in establishing the policy for the planning and administration of the financial operations of the City of Greenacres in a responsible, progressive manner. With this support, we have been able to maintain a high degree of fiscal health and responsibility for the City of Greenacres during challenging economic times.



Teri Lea Beiriger
Finance Director



Andrea McCue
City Manager



PRINCIPAL OFFICIALS
As of September 30, 2020

ELECTED OFFICIALS

Joel Flores
Mayor

Judit Dugo
Deputy Mayor, District III

John Tharp
Councilman, District I

Peter Noble
Councilman, District II

Jonathan G. Pearce
Councilwoman, District IV

Paula Bousquet
Councilwoman, District V

SENIOR MANAGEMENT

Andrea McCue
City Manager

Kara Irwin-Ferris
Director of Planning & Engineering

Quintella Moorer
City Clerk

Teri Beiriger
Director of Finance

Monica Powery
Director of Purchasing

Georges Bayard
Director of Information Technology

Suzanne Skidmore
Director of Human Resources

Carlos Cedeño
Director of Public Works

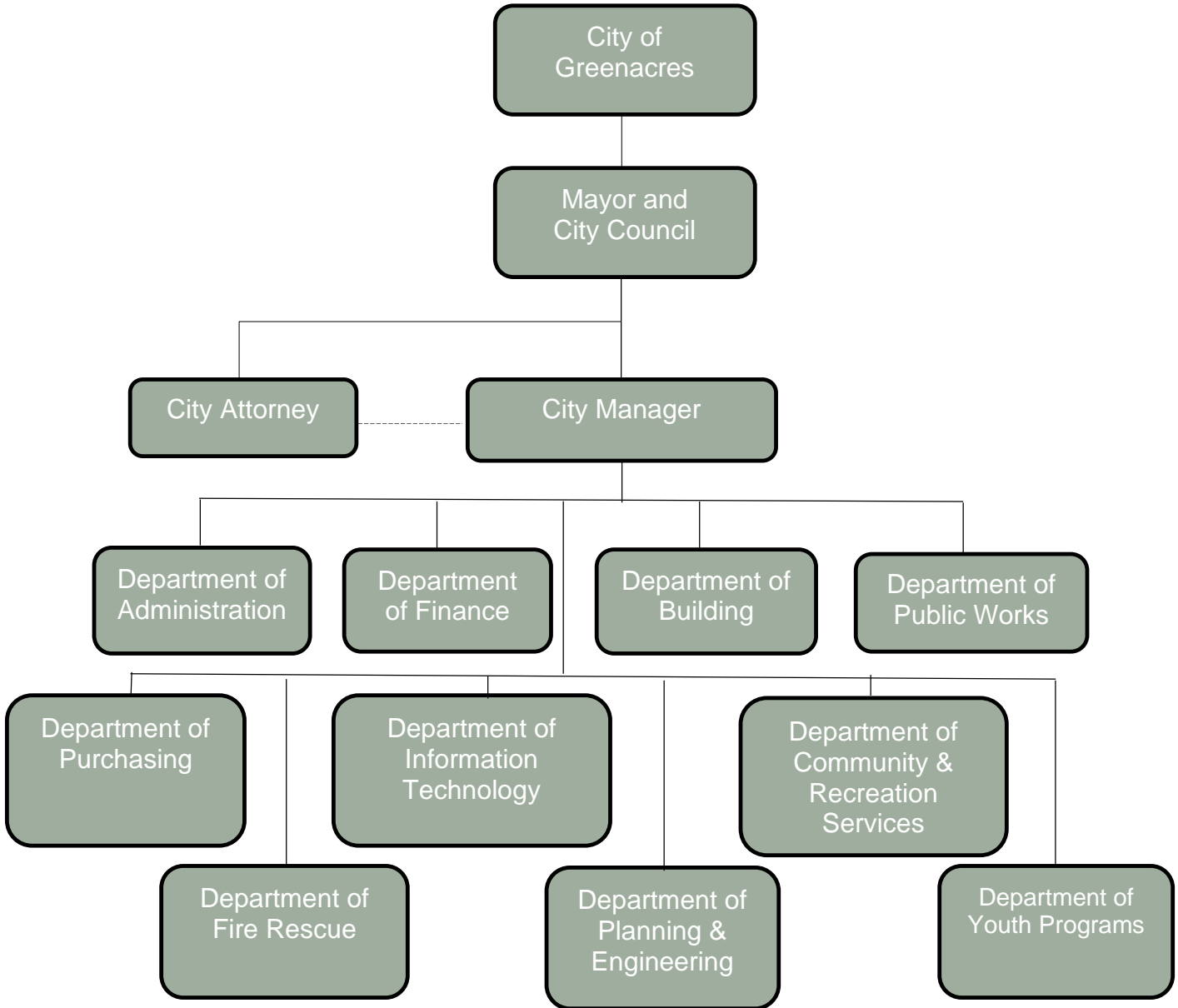
Mark Pure
Fire Chief

Michele Thompson
Director of Community and Recreation Services

Jowie Mohammed
Director of Youth Programs

Glen J. Torcivia,
Torcivia, Donlon, Goddeau & Ansay, P.A.,
City Attorney

City of Greenacres, Florida Organizational Chart



Mission Statement

To continually improve the quality of life by providing the best and most cost efficient public services and facilities to exceed the expectations of city residents and businesses. Refer to each division for detailed organizational chart.



Government Finance Officers Association

Certificate of
Achievement
for Excellence
in Financial
Reporting

Presented to

**City of Greenacres
Florida**

For its Comprehensive Annual
Financial Report
For the Fiscal Year Ended

September 30, 2019

Christopher P. Morrill

Executive Director/CEO

FINANCIAL SECTION

INDEPENDENT AUDITORS' REPORT



NOWLEN, HOLT & MINER, P.A.

CERTIFIED PUBLIC ACCOUNTANTS

WEST PALM BEACH OFFICE
NORTHBRIDGE CENTRE
515 N. FLAGLER DRIVE, SUITE 1700
POST OFFICE BOX 347
WEST PALM BEACH, FLORIDA 33402-0347
TELEPHONE (561) 659-3060
FAX (561) 835-0628
WWW.NHMCPA.COM

EVERETT B. NOWLEN (1930-1984), CPA
EDWARD T. HOLT, CPA
WILLIAM B. MINER, RETIRED
ROBERT W. HENDRIX, JR., CPA
JANET R. BARICEVICH, RETIRED, CPA
TERRY L. MORTON, JR., CPA
N. RONALD BENNETT, CVA, ABV, CFF, CPA
ALEXIA G. VARGA, CFE, CPA
EDWARD T. HOLT, JR., PFS, CPA
BRIAN J. BRESCIA, CFP®, CPA

MARK J. BYMASTER, CFE, CPA
RYAN M. SHORE, CFP®, CPA
WEI PAN, CPA
WILLIAM C. KISKER, CPA
RICHARD E. BOTTS, CPA

INDEPENDENT AUDITOR'S REPORT

To the Honorable Mayor and Members of the City Council
City of Greenacres, Florida

BELLE GLADE OFFICE
333 S.E. 2nd STREET
POST OFFICE BOX 338
BELLE GLADE, FLORIDA 33430-0338
TELEPHONE (561) 996-5612
FAX (561) 996-6248

Report on the Financial Statements

We have audited the accompanying financial statements of the governmental activities, each major fund, and the aggregate remaining fund information of the City of Greenacres, Florida, as of and for the year ended September 30, 2020, and the related notes to the financial statements, which collectively comprise the City of Greenacres, Florida's basic financial statements as listed in the table of contents.

Management's Responsibility for the Financial Statements

Management is responsible for the preparation and fair presentation of these financial statements in accordance with accounting principles generally accepted in the United States of America; this includes the design, implementation, and maintenance of internal control relevant to the preparation and fair presentation of financial statements that are free from material misstatement, whether due to fraud or error.

Auditors' Responsibility

Our responsibility is to express opinions on these financial statements based on our audit. We conducted our audit in accordance with auditing standards generally accepted in the United States of America and the standards applicable to financial audits contained in *Government Auditing Standards*, issued by the Comptroller General of the United States. Those standards require that we plan and perform the audit to obtain reasonable assurance about whether the financial statements are free from material misstatement.

An audit involves performing procedures to obtain audit evidence about the amounts and disclosures in the financial statements. The procedures selected depend on the auditors' judgment, including the assessment of the risks of material misstatement of the financial statements, whether due to fraud or error. In making those risk assessments, the auditor considers internal control relevant to the entity's preparation and fair presentation of the financial statements in order to design audit procedures that are appropriate in the circumstances, but not for the purpose of expressing an opinion on the effectiveness of the entity's internal control. Accordingly, we express no such opinion. An audit also includes evaluating the appropriateness of accounting policies used and the reasonableness of significant accounting estimates made by management, as well as evaluating the overall presentation of the financial statements.

We believe that the audit evidence we have obtained is sufficient and appropriate to provide a basis for our audit opinions.

Opinions

In our opinion, the financial statements referred to above present fairly, in all material respects, the respective financial position of the governmental activities, each major fund, and the aggregate remaining fund information of the City of Greenacres, Florida, as of September 30, 2020, and the respective changes in financial position for the year then ended in accordance with accounting principles generally accepted in the United States of America.

Correction of Error

As discussed in Note 21 to the financial statements, the beginning net position of the Governmental Activities was restated to correct the recording of deferred inflows of resources and deferred outflows of resources of the Public Safety Officers' and Firefighters' Retirement Plan. Our opinion is not modified with respect to this matter.

Other Matters

Required Supplementary Information

Accounting principles generally accepted in the United States of America require that the management's discussion and analysis on pages 4 through 13, the budgetary comparison information on pages 74 through 78, the pension schedules on pages 79 through 90, and the other postemployment benefits schedule on page 91 be presented to supplement the basic financial statements. Such information, although not a part of the basic financial statements, is required by the Governmental Accounting Standards Board who considers it to be an essential part of financial reporting for placing the basic financial statements in an appropriate operational, economic, or historical context. We have applied certain limited procedures to the required supplementary information in accordance with auditing standards generally accepted in the United States of America, which consisted of inquiries of management about the methods of preparing the information and comparing the information for consistency with management's responses to our inquiries, the basic financial statements, and other knowledge we obtained during our audit of the basic financial statements. We do not express an opinion or provide any assurance on the information because the limited procedures do not provide us with sufficient evidence to express an opinion or provide any assurance.

Other Information

Our audit was conducted for the purpose of forming opinions on the financial statements that collectively comprise the City of Greenacres, Florida's basic financial statements. The introductory section, the combining and individual fund statements and schedules, and statistical section are presented for purposes of additional analysis and are not a required part of the basic financial statements.

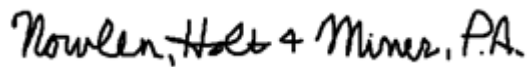
The combining and individual fund statements and schedules are the responsibility of management and were derived from and relate directly to the underlying accounting and other records used to prepare the basic financial statements. Such information has been subjected to the auditing procedures applied in the audit of the basic financial statements and certain additional procedures,

including comparing and reconciling such information directly to the underlying accounting and other records used to prepare the basic financial statements or to the basic financial statements themselves, and other additional procedures in accordance with auditing standards generally accepted in the United States of America. In our opinion, the combining and individual fund statements and schedules are fairly stated, in all material respects, in relation to the basic financial statements as a whole.

The introductory and statistical sections have not been subjected to the auditing procedures applied in the audit of the basic financial statements, and accordingly, we do not express an opinion or provide any assurance on them.

Other Reporting Required by *Government Auditing Standards*

In accordance with *Government Auditing Standards*, we have also issued our report dated June 14, 2021 on our consideration of the City of Greenacres, Florida's internal control over financial reporting and on our tests of its compliance with certain provisions of laws, regulations, contracts, and grant agreements and other matters. The purpose of that report is solely to describe the scope of our testing of internal control over financial reporting and compliance and the results of that testing, and not to provide an opinion on the effectiveness of the City of Greenacres, Florida's internal control over financial reporting or on compliance. That report is an integral part of an audit performed in accordance with *Government Auditing Standards* in considering City of Greenacres, Florida's internal control over financial reporting and compliance.

A handwritten signature in black ink that reads "Nowlen, Holt & Mimer, P.A." The signature is written in a cursive style and is enclosed in a thin black rectangular border.

West Palm Beach, Florida
June 14, 2021

MANAGEMENT'S DISCUSSION AND ANALYSIS (MD&A)

MANAGEMENT'S DISCUSSION AND ANALYSIS

This section of the City of Greenacres Comprehensive Annual Financial Report presents a narrative overview and analysis of the City's financial performance for the fiscal year ended September 30, 2020. It is designed to provide a broad overview and a short and long-term analysis of the City's activities based on information presented in the financial statements. Specifically, this information is designed to assist the reader in focusing on significant financial issues, provide an overview of the City's financial activities, identify changes in the City's financial position (its ability to address the next and subsequent years' challenges), clarify material deviations from the approved budget, and explain individual fund issues. We encourage readers to consider the information presented here in conjunction with the Transmittal Letter (beginning on page i), the City's basic financial statements (beginning on page 14), and notes to the financial statements (pages 22-73).

FINANCIAL HIGHLIGHTS

- At the end of fiscal year 2020, the assets and deferred outflows of the City exceeded its liabilities and deferred inflows by \$51.8 million (*net position*). Of this amount, \$17.5 million represents unrestricted net position, which may be used to meet the City's ongoing obligations to citizens and creditors.
- Total net position increased by \$2.8 million in 2020, primarily because increases in property taxes (\$862 thousand) and from the increase in Utility service taxes (\$222 thousand) outpaced across-the-board increases in expenses.
- Combined governmental fund balances increased \$965 thousand in 2020, from \$21.2 million to \$22.1 million. Approximately 44% of this amount, or \$9.7 million, is available for spending at the City's discretion (unassigned fund balance).
- At the close of the 2020 fiscal year, the General Fund balance (the total of *non-spendable*, *committed*, *assigned*, and *unassigned* components of *fund balance*) was \$12.4 million, with \$2.7 million, or 22% that was either non-spendable, committed or assigned.

Overview of the Financial Statements

The discussion and analysis provided here are intended to serve as an introduction to the City of Greenacres basic financial statements. The basic financial statements consist of three components: 1) government-wide financial statements, 2) fund financial statements, and 3) the notes to financial statements. This report also includes supplementary information intended to furnish additional detail to support the basic financial statements themselves.

Government-Wide Financial Statements. The *government-wide financial statements* are designed to provide readers with a broad overview of the City's finances, in a manner similar to a private-sector business.

The statement of net position presents financial information on all of the City's assets, liabilities, and deferred inflows/outflows of resources, with the difference reported as net position. Over time, increases or decreases in net position may serve as a useful indicator of whether the financial position of the City is improving or deteriorating.

The statement of activities presents information showing how the City's net position changed during the most recent fiscal year. All changes in net position are reported as soon as the underlying event giving rise to the change occurs, regardless of the timing of related cash flows. Thus, revenues and expenses are reported for some items that will only result in cash flows in future fiscal periods (e.g., uncollected solid waste fees and earned but unused vacation leave).

The governmental activities of the City of Greenacres include general government, public safety, transportation, culture and recreation, and physical environment.

Fund Financial Statements. A *fund* is a grouping of related accounts that is used to maintain control over financial resources that have been segregated for specific activities or objectives. The City of Greenacres, like other state and local governments, uses fund accounting to ensure and demonstrate compliance with finance related legal requirements. All of the funds of the City can be divided into two categories: governmental funds and fiduciary funds. The main features of each are shown below.

Governmental Funds. Governmental funds are used to account for essentially the same functions reported in *governmental activities* in the government-wide financial statements. However, unlike the government-wide financial statements, governmental fund financial statements focus on near-term inflows and outflows of cash, as well as cash balances available at year end (fund balance). Such information may be useful in evaluating a government's near-term financing requirements.

The focus of governmental funds is narrower than that of the government-wide financial statements, so it is useful to compare the information presented for *governmental funds* with similar information presented for *governmental activities* in the government-wide financial statements. By doing so, readers may better understand long-term impacts of near-term financing decisions. Both the governmental fund balance sheet and the governmental fund statement of revenues, expenditures, and changes in fund balances provide a reconciliation to facilitate this comparison between *governmental funds* and *governmental activities*.

The City maintains ten (10) individual governmental funds: The General Fund, four (4) Special Revenue Funds, one (1) Debt Service Fund, and four (4) Capital Projects Funds. Information is presented separately in the governmental fund balance sheet and in the governmental fund statement of revenues, expenditures and changes in fund balance for the General Fund, and all of the Capital Projects Funds: the New Growth Fund, Parks and Recreation Fund, Reconstruction and Maintenance Fund, and the Infrastructure Surtax Fund, all of which are considered *major funds*. Data from the five remaining governmental funds are combined into a single column for an aggregated presentation. Individual fund data for each of these non-major governmental funds is provided in the form of combining and individual fund statements and schedules on pages 96-103 of this report.

The City of Greenacres adopts an annual appropriated budget for all governmental funds except the Forfeitures Special Revenue Fund. A budgetary comparison statement has been provided for the general fund to demonstrate compliance with this budget. (See *Other Information* below.)

Fiduciary Funds. Fiduciary funds are used to account for resources held for the benefit of parties outside the government. Fiduciary funds are not reflected in the government-wide financial statements because the resources of these funds are not available to support the City's programs. While fiduciary (trust and agency) funds represent trust responsibilities of the government, these assets are restricted in purpose and do not represent discretionary assets of the government. The City has three (3) fiduciary trust funds, the Public Safety Officers' Pension Trust Fund, Firefighters' Pension Trust Fund, and Public Safety Officers' and Firefighters' Pension Trust Share Plan, found on pages 104-105 of this report.

Notes to the Financial Statements. The notes provide additional information that is essential to a full understanding of the data provided in the government-wide and fund financial statements. The notes to the financial statements can be found on pages 22-73 of this report.

Other information. In addition to the basic financial statements and accompanying notes, this report also presents *required supplementary information*, including a budgetary comparison statement for the General Fund, and detailed information concerning the City's obligation to provide pension benefits to its employees. The required supplementary information can be found on pages 74-91 of this report.

The combining and individual fund financial statements and schedules referred to earlier in connection with major and non-major governmental funds are presented immediately following the required supplementary information.

GOVERNMENT-WIDE OVERALL FINANCIAL ANALYSIS

The government-wide financial statements were designed so that the user could determine if the City is in a better or worse financial condition from the prior year. The fiscal 2019 balances have been included so that the results from the prior year can be compared.

Net Position. As noted earlier, net position over time may serve as a useful indicator of a government’s financial position. In the case of the City of Greenacres, assets and deferred outflows of resources exceeded liabilities and deferred inflows of resources by \$51.8 million at the close of the most recent fiscal year.

**City of Greenacres, Florida
Summary of Net Position
(in thousands)**

	<u>2020</u>	<u>2019</u>	<u>\$ Increase / (Decrease)</u>	<u>% Change</u>
Current and other assets	\$ 27,787	\$ 27,424	\$ 363	1.3%
Capital assets, net	<u>26,494</u>	<u>25,473</u>	<u>1,021</u>	4.0%
Total assets	<u>54,281</u>	<u>52,897</u>	<u>1,384</u>	2.6%
Deferred Outflows of Resources	8,047	8,116	(69)	-0.9%
Current liabilities	3,605	3,937	(332)	-8.4%
Long-term liabilities	<u>4,866</u>	<u>5,109</u>	<u>(243)</u>	-4.8%
Total liabilities	<u>8,471</u>	<u>9,046</u>	<u>(575)</u>	-6.4%
Deferred Inflows of Resources	<u>2,036</u>	<u>2,949</u>	<u>(913)</u>	-31.0%
Net position:				
Net investment in capital assets	24,902	23,455	1,447	6.2%
Restricted	9,453	8,558	895	10.5%
Unrestricted	<u>17,466</u>	<u>17,801</u>	<u>(335)</u>	-1.9%
Total net position	<u>\$ 51,821</u>	<u>\$ 49,018</u>	<u>\$ 2,803</u>	5.7%

The largest portion of the City’s net position is invested in capital assets (land, buildings, machinery and equipment) less any related debt still outstanding that was used to acquire those assets and represents 48.1% of total net position. The City uses capital assets to provide services to citizens; consequently, these assets are *not* available for future spending. Although the City’s investment in its capital assets is reported net of related debt, it should be noted that the resources needed to repay this debt must be provided from other sources, since the capital assets themselves cannot be used to liquidate these liabilities. (See also the discussion on Capital Assets on page 12).

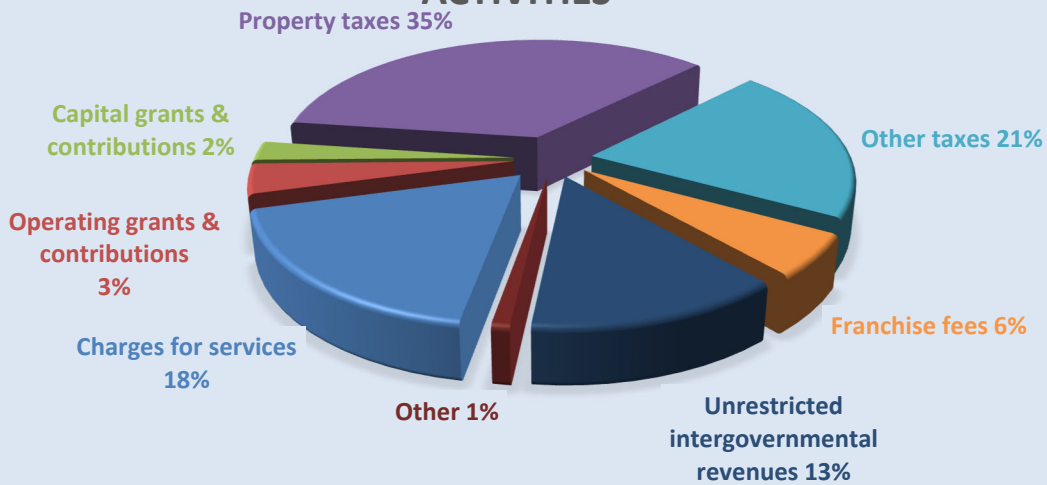
Another portion of net position, \$9.4 million, has restrictions on its use that are externally imposed (gas taxes, public safety forfeitures, grants & pensions) or by enabling legislation (impact fees). The remaining net position balance of \$17.5 million, or 33.7% of total net position, is unrestricted and may be used to meet the City’s ongoing obligations to citizens and creditors.

Changes in Net Position. Total net position increased by \$2.8 million in fiscal year 2020. Total revenues increased by \$784 thousand, or 2.3% compared to the prior year, and total expenses increased by \$1.1 million, or 3.7% compared to the prior year. Key elements of the changes are summarized below:

City of Greenacres, Florida
Summary of Changes in Net Position (in thousands)

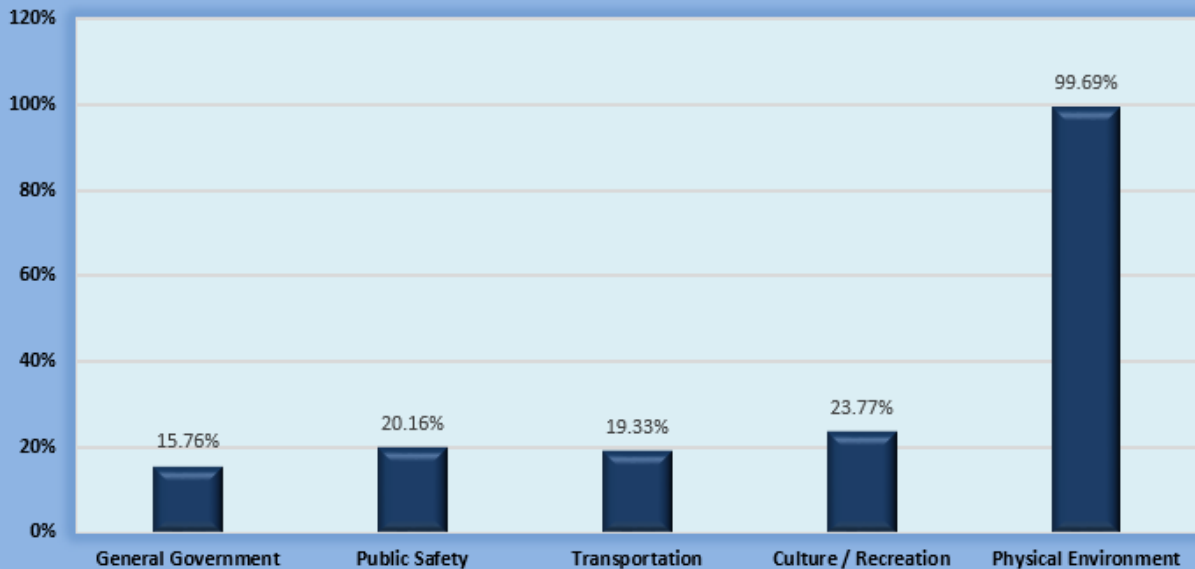
	2020	2019	\$ Increase / (Decrease)	% Change
Revenues:				
Program revenues:				
Charges for services	\$ 6,227	\$ 5,668	\$ 559	9.9%
Operating grants and contributions	1,352	1,059	293	27.7%
Capital grants and contributions	856	1,044	(188)	-18.0%
General revenues:			0	
Property taxes	12,172	11,310	862	7.6%
Other taxes	7,118	7,079	39	0.6%
Other	6,846	7,627	(781)	-10.2%
Total revenues	34,571	33,787	\$ 784	2.3%
Expenses:				
General government	4,606	4,429	\$ 177	4.0%
Public safety	19,424	19,010	414	2.2%
Transportation	2,095	1,894	201	10.6%
Culture and recreation	2,852	2,974	(122)	-4.1%
Physical environment	2,721	2,235	486	21.7%
Interest and other fiscal charges	70	83	(13)	-15.7%
Total expenses	31,768	30,625	\$ 1,143	3.7%
Change in net position	2,803	3,162	\$ (359)	-11.4%
Net position beginning of year, as restated	49,018	45,856	\$ 3,162	6.9%
Ending net position	\$ 51,821	\$ 49,018	\$ 2,803	5.7%

2020 REVENUES BY SOURCE - GOVERNMENTAL ACTIVITIES



The cost of all governmental activities increased by \$1.1 million, or 3.7%, to \$31.7 million in 2020. As shown on the Statement of Activities on page 15, the amount financed by general revenues (primarily taxpayers) was about \$26 million, while \$6.2 million was paid by those who benefitted directly from the programs (charges for services), and another \$2.2 million was subsidized by other governments and organizations through grants and contributions. The following table shows to what extent the functional expenses of the City are supported by the program revenues that directly support those programs. The remainder of the functional expenses are covered by the general revenues of the City, primarily taxes.

2020 % FUNCTIONAL EXPENSES SUPPORTED BY REVENUE



Financial Analysis of the City of Greenacres Funds

The City uses fund accounting to ensure and demonstrate compliance with finance-related legal requirements. The focus of Greenacres *governmental funds* is to provide information on near-term inflows, outflows, and balances of spendable resources. Such information is useful in assessing the City's financing requirements. In particular, the unassigned fund balance may serve as a useful measure of the government's net resources available for discretionary use. It represents the portion of fund balance that has not yet been limited to use for a particular purpose by either an external party, the City itself, or a group or individual that has been delegated authority to assign resources for particular purposes by the City Council.

At September 30, 2020, the City of Greenacres governmental funds reported combined fund balances of \$22.1 million. Approximately 43% of total fund balances (\$9.7 million) are *unassigned* and are available for spending at the government's discretion. The remainder is either *non-spendable, restricted, committed or assigned* to indicate it is:

- a) not in spendable form (non-spendable, \$136 thousand),
- b) restricted for specific purposes by (a) external resource providers such as creditors, grantors, contributors, constitutional provisions or laws and regulations of other governments; or (b) imposed by law through enabling legislation (restricted, \$6.8 million),
- c) committed for specific purposes as formally established by the City Council (committed, \$2.0 million), or
- d) assigned for specific purposes as determined by management of the City, (assigned, \$3.4 million).

The general fund is the chief operating fund of the City. At the end of the 2020 fiscal year, the unassigned fund balance of the general fund was \$9.7 million. As a measure of the general fund's liquidity, it may be useful to compare both unassigned fund balance and total fund balance to total general fund expenditures. At the close of the 2020 fiscal year, unassigned fund balance represented approximately 32.2% of total general fund expenditures including transfers to other funds.

The following table shows the results of operations in 2020 and 2019, the revenues, expenditures, and other financing sources and uses (fund transfers), and the change in fund balance for the major funds reported by the City.

Major Funds Information (in thousands)

	<u>General</u>	<u>New Growth</u>	<u>Parks and Recreation</u>	<u>Reconstruction and Maintenance</u>	<u>Infrastructure Surtax</u>
<u>Fiscal Year 2020</u>					
Revenues	\$ 30,413	\$ 68	\$ 53	\$ 519	\$ 2,977
Expenditures	(29,187)	(17)	(220)	(1,159)	(2,065)
Other financing sources (uses)	(710)	-	-	250	-
Increase (decrease) in fund balance	<u>\$ 516</u>	<u>\$ 51</u>	<u>\$ (167)</u>	<u>\$ (390)</u>	<u>\$ 912</u>
<u>Fiscal Year 2019</u>					
Revenues	\$ 29,334	\$ 112	\$ 155	\$ 539	\$ 3,314
Expenditures	(27,749)	(28)	(496)	(1,717)	(1,582)
Other financing sources (uses)	(965)	-	-	500	-
Increase (decrease) in fund balance	<u>\$ 620</u>	<u>\$ 84</u>	<u>\$ (341)</u>	<u>\$ (678)</u>	<u>\$ 1,732</u>

The general fund balance increased by \$515 thousand in fiscal 2020 after an increase of \$620 thousand in 2019. Overall revenues increased by \$1.0 million in 2020, attributable primarily to an increase of \$1.1 million in tax revenues, most notably property tax revenues as discussed in the analysis of net position on page 8. Overall expenditures also increased in 2020 by approximately \$1.4 million, offsetting the increase in revenues. A major portion of the variance was in physical environment due to a new solid waste contract. The City was able to manage its reserves along with a transfer of \$410 thousand to the debt service fund to pay principal and interest on its bank note, and reserves and a transfer of \$250 thousand to the capital projects funds were sufficient to cover planned expenditures on capital projects.

Overall, total governmental fund balances increased by \$965 thousand to \$22 million in 2020, up from \$21.1 million in 2019. Please refer to the Net Change in Fund Balance line item on the Statement of Revenues, Expenditures, and Changes in Fund Balance on page 18 of this report (third line from the bottom) to see the changes in fund balance for all of the individual major funds of the City as well as the combined non-major funds. The City reports 5 major funds: The General Fund and four capital projects funds, New Growth, Parks and Recreation, Reconstruction and Maintenance, and the Infrastructure Surtax Fund. Additional detail for 5 non-major funds can be found on pages 96-103 of this report.

The City uses the four capital projects funds to budget and account for capital improvement projects and asset purchases exceeding \$10,000 for each project or purchase. All capital projects funds are major funds. In 2020, an interfund transfer of \$710 thousand was made. \$250 thousand of the transfer of the interfund went to the Reconstruction and Maintenance capital projects fund because a significant portion of the Reconstruction and Maintenance reserves were accumulated from Local Option Gas taxes that have significant restrictions limiting their use to road improvements. \$410 thousand was transferred to debt service and \$50 thousand was transfer to Youth Program and non-major governmental fund.

The New Growth capital projects had a total expenditure budget of \$50 thousand. With a carryover of encumbrance amounts, the budget was adjusted to \$544,041. Actual expenditures for 2020 were \$17 thousand. A total \$17 thousand in expenses were booked in 2020. A \$250,000 grant to purchase a generator was budgeted but is still pending approval from grantor.

In the Parks and Recreation Fund, \$220 thousand was expended on projects with a final budget totaling \$300 thousand leaving a variance to budget of \$79 thousand. \$34 thousand of the \$220 was for park resurfacing, \$98 thousand was expensed for city park improvements and \$86 thousand was for Community Center expansion.

A total of \$1.1 million was expended of the budgeted \$1.5 million in the Reconstruction and Maintenance Fund. The major project spending in 2020, included roof replacement, vehicle purchases for various departments and roadway resurfacing.

The Infrastructure Surtax Fund was budgeted at \$3.5 million for various projects in 2020 with an additional \$3.7 million re-appropriated from 2019 projects that were continued in 2020. In 2020, \$2.0 million was expended. The expenditures included two major vehicles: a rescue vehicle and a Pierce Saber Pumper. Also purchased in 2020 was a playground for Burrowing Owl Park.

General Fund Budgetary Highlights

Original budget compared to final budget. In 2020, the net budget amendments totaled \$25 thousand and included encumbered amounts from fiscal 2019 that were re-appropriated in 2020. Budget amendments were initiated to eliminate a budget deficit in Non-Departmental.

Functional Expenditures	Original Adopted Budget	Amendments	Amended Budget	Actual Results	Budget Variance Positive / (Negative)
Administration	\$ 1,794,549	(144,428)	\$ 1,650,121	\$ 1,479,108	\$ 171,013
Finance	1,714,226	99,030	1,813,256	1,722,176	91,080
Planning & Engineering	628,803	-	628,803	577,031	51,772
Public Works	3,118,441	(124,385)	2,994,056	2,733,738	260,318
Public Safety	7,644,669	(114,760)	7,529,909	7,417,300	112,609
Community & Recreation Services	967,349	1,879	969,228	818,104	151,124
Building	1,223,750	50,000	1,273,750	1,093,277	180,473
Non Departmental	13,125,278	257,597	13,382,875	13,347,110	35,765
	\$ 30,217,065	\$ 24,933	\$ 30,241,998	\$ 29,187,844	\$ 1,054,154

Revenue Source	Adopted Budget*	Actual Results	Budget Variance Positive / (Negative)
Taxes	\$ 17,353,703	\$ 17,743,744	\$ 390,041
Permits and Franchise Fees	2,572,875	2,513,630	(59,245)
Intergovernmental	5,470,120	4,833,136	(636,984)
Charges for Services	4,740,682	4,644,391	(96,291)
Fines and Forfeitures	113,300	48,964	(64,336)
Investment Income	305,050	230,374	(74,676)
Contributions	21,050	24,097	3,047
Rents and Royalties	377,961	300,979	(76,982)
Miscellaneous Revenues	69,250	73,823	4,573
	\$ 31,023,991	\$ 30,413,138	\$ (610,853)

* No amendments to revenue budget; original budget same as final budget

Final budget compared to actual results. In 2020, general fund revenues is lower than budgeted by \$610 thousand. The budget variances in mainly due to the COVID 19 pandemic and the shutdown of the economy.

General fund expenditures in 2020 were \$1.0 million less than budgeted, mainly due to savings from unfilled vacant positions, some unspent obligations (encumbrances) and the contingency reserve. COVID 19 also played a major role in the expenditures.

Capital Asset and Debt Administration

Capital assets. The City's investment in capital assets on September 30, 2020, net of accumulated depreciation, was \$26.5 million, an increase of \$1.0 million or 4.0% from 2019. Notable additions was water tanker and a rescue vehicle.

City of Greenacres Capital Assets (in thousands, net of accumulated depreciation)

	<u>2020</u>	<u>2019</u>	<u>% Change</u>
Land	\$ 7,271	\$ 7,271	0.0%
Buildings	8,905	9,323	-4.5%
Improvements other than buildings	3,494	3,460	1.0%
Furniture, fixtures and equipment	949	1,022	-7.1%
Vehicles	2,889	2,525	14.4%
Construction in Progress	2,985	1,871	59.5%
Total	<u>\$ 26,493</u>	<u>\$ 25,472</u>	4.0%

Refer to the prior discussion of major funds above for more details on capital spending and Note 6 Capital Assets on page 41.

Debt administration. The City's has very little outstanding debt, consisting only of a public improvement bank note with a remaining balance of \$1.5 million at year-end September 30, 2020. Debt service payments reduced the overall debt by \$333 thousand, or 18%, during the year.

The debt position of the City is summarized in the following table and is more fully explained in Note 7 Long-Term Liabilities on page 42.

City of Greenacres Outstanding Debt (in thousands)

	<u>2020</u>	<u>2019</u>	<u>% Change</u>
Public Improvement Note Payable	\$ 1,476	\$ 1,809	-18.4%
Total	<u>\$ 1,476</u>	<u>\$ 1,809</u>	-18.4%

Economic Factors and Next Year's Budgets and Rates

As a residentially oriented suburb with supporting commercial establishments, the City's economic environment is dependent on Palm Beach County's economic activities as well as that of the State of Florida. A majority of the economy was still shut down the first six months of the 2021 Budget year. The economy should start to see a slow re-opening with the lifting of a mask mandate and the availability of vaccines.

Major economic factors affecting the City of Greenacres in the new fiscal year include:

- Increasing property values due to the housing sells. This is due to low supply and high demand of housing.
- The millage rate will be maintained at 6.40 mills in fiscal year 2021.
- Increasing tax revenues. Sales, Gas and Utility tax revenues are anticipated to continue increasing moderately as consumer and business confidence level edge higher with improving economy.
- Increase of infrastructure surtax revenue. This revenue source from the voters' approved additional one cent sales surtax will accelerate as the economy improves and people are able to travel.
- Limitation on revenue growth. Due to the City being nearly built out, revenues will remain steady while expenditures will most likely outpace the revenue increases.

The decision to maintain the millage rate reflected the City's commitment to maintain the ratio of unassigned fund balance at 25% of total general fund expenditures, as required by the City's fund balance policy.

Budgeted 2021 general fund expenditures, including transfers to other funds, are \$31.3 million, an increase of \$360 thousand, or 1.1%, from the same amounts in 2020. The increased expenditures include an increase of \$153 thousand in budgeted Personnel Services from \$14.4 million in 2020 to \$14.6 million in 2021. Solid waste is another area that shows a large increase going into 202. Solid waste increased from \$1.9 million in budget year 2020 to \$2.1 million in 2021.

With 2021 revenues projected at \$31 million, a budget shortage is expected of \$23 thousand. Projected revenue increases mainly will come from property tax, and charge for services while decreases will be anticipated from other revenues such as intergovernmental and interest income when comparing to fiscal 2020.

Based on projected revenues and the City's conservative approach managing expenditures, the City's financial position was projected to remains strong, with very low debt and an unassigned general fund reserve balance having a healthy ratio of 30.8%. However, due to the economy reopening and still many uncertainties related to the COVID-19 pandemic, projections have been conservative in reflecting anticipated revenues.

It will be a challenge to project the City's future financial position with the unknown effects of the virus and the pace at which the economy will recover. The City will manage expenses accordingly to ensure the continued strength of the City's financial stability.

Contacting the City's Financial Management

This financial report is designed to provide our citizens, taxpayers, customers, investors, and creditors with a general overview of the City's finances and to demonstrate the City's accountability. If you have questions about this report or need additional information, please contact the Director of Finance at 5800 Melaleuca Lane, Greenacres, Florida 33463.

BASIC FINANCIAL STATEMENTS

City of Greenacres, Florida
Statement of Net Position
September 30, 2020

	Governmental Activities
Assets	
Cash and cash equivalents	\$ 807,636
Investments	21,428,670
Receivables (net)	
Accounts	1,092,876
Intergovernmental	759,521
Taxes	752,457
Interest	5,977
Grants	158,063
Assessments	5,539
Net pension asset - Public Safety Officers and Firefighters	2,629,366
Inventories	19,242
Prepaid items	127,678
Capital assets:	
Non-depreciable	10,256,413
Depreciable (net of accumulated depreciation)	16,237,530
Total Assets	54,280,968
Deferred Outflows of Resources	
OPEB related items	186,408
Pension related items	7,860,771
Total Deferred Outflows of Resources	8,047,179
Liabilities	
Accounts payable	469,833
Contracts and retainage payable	323,737
Accrued payroll and related liabilities	367,920
Unearned revenue	1,081,850
Deposits and other liabilities	137,846
Accrued interest payable	164
Due within one year:	
Compensated absences	876,171
Notes payable	347,205
Due in more than one year:	
Compensated absences	696,959
Notes payable	1,128,798
Total OPEB Liability	1,057,367
Net pension liability - Florida Retirement System	1,982,717
Total Liabilities	8,470,567
Deferred Inflows of Resources	
Deferred revenue	285,909
Pension related items	1,558,221
OPEB related items	191,651
Total Deferred Inflows of Resources	2,035,781
Net Position	
Net investment in capital assets	24,901,851
Restricted for:	
Pensions	2,629,366
Public safety	93,702
Arboreous activities	32,530
Capital projects	6,698,488
Unrestricted	17,465,862
Total Net Position	\$ 51,821,799

The accompanying notes are an integral part of these basic financial statements

City of Greenacres, Florida
Statement of Activities
For the Fiscal Year Ended September 30, 2020

Functions/Programs	Expenses	Program Revenues			Net (Expense) Revenue and Changes in Net Position
		Charges for Services	Operating Grants and Contributions	Capital Grants and Contributions	
Governmental Activities:					
General government	\$ 4,606,134	\$ 716,197	\$ 9,519	\$ --	\$ (3,880,418)
Public safety	19,424,915	2,984,859	906,332	24,219	(15,509,505)
Transportation	2,095,208	--	--	405,089	(1,690,119)
Culture/recreation	2,851,949	196,432	401,361	80,139	(2,174,017)
Physical environment	2,720,995	2,329,821	34,963	347,750	(8,461)
Interest on long-term debt	69,513	--	--	--	(69,513)
Total Governmental Activities	\$ 31,768,714	\$ 6,227,309	\$ 1,352,175	\$ 857,197	(23,332,033)
General Revenues:					
Taxes:					
Property taxes					12,171,506
Utility service taxes					4,379,456
Infrastructure surtax					2,738,553
Franchise fees based on gross receipts					1,932,673
Intergovernmental shared revenues - unrestricted					4,605,095
Investment earnings - unrestricted					227,185
Miscellaneous revenues					69,894
Gain on disposal of capital assets					11,050
Total General Revenues					26,135,412
Change in Net Position					2,803,379
Net Position - Beginning, As Restated					49,018,420
Net Position - Ending					\$ 51,821,799

The accompanying notes are an integral part of these basic financial statements

City of Greenacres, Florida
Balance Sheet
Governmental Funds
September 30, 2020

	Capital Projects						Nonmajor Governmental Funds	Total Governmental Funds
	General	New Growth	Parks and Recreation	Reconstruction and Maintenance	Infrastructure and Surtax			
Assets								
Cash and cash equivalents	\$ 770,159	\$ --	\$ --	\$ 36,851	\$ --	\$ 626	\$ 807,636	
Investments	10,913,971	1,751,384	1,440,694	2,069,824	4,928,089	324,708	21,428,670	
Receivables (net)								
Accounts	1,092,876	--	--	--	--	--	1,092,876	
Intergovernmental	725,428	14,929	--	19,164	--	--	759,521	
Taxes	291,727	--	--	--	460,730	--	752,457	
Interest	5,977	--	--	--	--	--	5,977	
Grants	111,420	--	--	348	5,481	40,814	158,063	
Assessments	5,539	--	--	--	--	--	5,539	
Inventories	19,242	--	--	--	--	--	19,242	
Prepaid items	117,262	--	--	--	10,000	416	127,678	
Total Assets	\$ 14,053,601	\$ 1,766,313	\$ 1,440,694	\$ 2,126,187	\$ 5,404,300	\$ 366,564	\$ 25,157,659	
Liabilities, Deferred Inflows of Resources and Fund Balances								
Liabilities								
Accounts payable	\$ 467,227	\$ --	\$ --	\$ --	\$ --	\$ 2,606	\$ 469,833	
Contracts and retainage payable	--	201	32,661	83,227	207,648	--	323,737	
Accrued payroll and related liabilities	359,954	--	--	--	--	7,966	367,920	
Unearned revenue	13,424	49,335	129,669	887,842	--	1,580	1,081,850	
Deposits and other liabilities	107,972	29,874	--	--	--	--	137,846	
Total Liabilities	948,577	79,410	162,330	971,069	207,648	12,152	2,381,186	
Deferred Inflows of Resources								
Deferred revenue	285,909	--	--	--	--	--	285,909	
Unavailable revenue	371,565	--	--	348	--	--	371,913	
Total Deferred Inflows of Resources	657,474	--	--	348	--	--	657,822	
Fund Balances								
Nonspendable:								
Inventory	19,242	--	--	--	--	--	19,242	
Prepaid items	117,262	--	--	--	--	416	117,678	
Restricted for:								
Public Safety Forfeitures	--	--	--	--	--	90,682	90,682	
Arborous Activities	--	--	--	--	--	32,530	32,530	
Public Safety Donations	--	--	--	--	--	3,020	3,020	
New Growth	--	1,182,097	--	--	--	--	1,182,097	
Transportation	--	--	--	319,739	--	--	319,739	
Infrastructure	--	--	--	--	5,196,652	--	5,196,652	
Committed to:								
Emergency and disaster reserve	2,000,000	--	--	--	--	--	2,000,000	
Assigned for:								
Subsequent year's expenditures	144,308	--	--	--	--	--	144,308	
Compensated absences reserve	438,085	--	--	--	--	--	438,085	
Youth Programs	--	--	--	--	--	29,288	29,288	
Debt service	--	--	--	--	--	198,476	198,476	
Capital Projects	--	504,806	1,278,364	835,031	--	--	2,618,201	
Unassigned:	9,728,653	--	--	--	--	--	9,728,653	
Total Fund Balances	12,447,550	1,686,903	1,278,364	1,154,770	5,196,652	354,412	22,118,651	
Total Liabilities, Deferred Inflows of Resources and Fund Balances	\$ 14,053,601	\$ 1,766,313	\$ 1,440,694	\$ 2,126,187	\$ 5,404,300	\$ 366,564	\$ 25,157,659	

The accompanying notes are an integral part of these basic financial statements

City of Greenacres, Florida
Reconciliation of the Balance Sheet - Governmental Funds
to the Statement of Net Position
September 30, 2020

Fund Balances - Total Governmental Funds \$ 22,118,651

Amounts reported for governmental activities in the statement of net position are different because:

Capital assets used in governmental activities are not financial resources and therefore are not reported in the governmental funds:

Governmental capital assets	\$ 46,056,184	
Less accumulated depreciation	<u>(19,562,241)</u>	26,493,943

The net pension asset related to the Public Safety Officers' and Firefighters' defined benefit pension plan does not represent available spendable resources and is not reported in the governmental funds.		2,629,366
---	--	-----------

Revenues earned but not collected within 60 days of the fiscal year end are not current financial resources and are not reported in the governmental funds.		371,913
---	--	---------

Long-term liabilities, including notes payable, are not due and payable in the current period and therefore are not reported in the funds. Long-term liabilities at year-end consist of:

Compensated absences	\$ (1,573,130)	
Notes payable	(1,476,003)	
Accrued interest payable	(164)	
Total OPEB liability	(1,057,367)	
Net pension liability - Florida Retirement System	<u>(1,982,717)</u>	(6,089,381)

Deferred outflows of resources and deferred inflows of resources related to defined benefit pension plans and defined benefit OPEB plans are applicable to future eriods and are not reported in the governmental funds.

Pension related deferred outflows	\$ 7,860,771	
Pension related deferred inflows	(1,558,221)	
OPEB related deferred outflows	186,408	
OPEB related deferred inflows	<u>(191,651)</u>	<u>6,297,307</u>

Net Position of Governmental Activities \$ 51,821,799

The accompanying notes are an integral part of these basic financial statements

City of Greenacres, Florida
Statement of Revenues, Expenditures, and Changes in Fund Balances
Governmental Funds
For the Fiscal Year Ended September 30, 2020

	Capital Projects					Nonmajor Governmental Funds	Total Governmental Funds
	General	New Growth	Parks and Recreation	Reconstruction and Maintenance	Infrastructure Surtax		
Revenues:							
Taxes	\$17,743,744	\$ --	\$ --	\$ 122,350	\$ 2,738,553	\$ --	\$ 20,604,647
Permits and franchise fees	2,513,630	--	--	--	--	--	2,513,630
Intergovernmental revenues	4,833,136	14,929	--	21,020	166,696	382,264	5,418,045
Charges for services	4,644,391	--	--	--	--	73,374	4,717,765
Fines and forfeitures	48,964	--	--	--	--	982	49,946
Impact fees	--	8,722	--	--	--	1,000	9,722
Investment income	230,374	44,637	53,295	84,307	71,910	6,274	490,797
Contributions	24,097	--	--	--	--	10,294	34,391
Rental income	300,979	--	--	291,842	--	--	592,821
Miscellaneous revenues	73,822	--	--	--	--	604	74,426
Total revenues	30,413,137	68,288	53,295	519,519	2,977,159	474,792	34,506,190
Expenditures:							
Current:							
General government	4,201,052	--	--	--	--	--	4,201,052
Public safety	19,309,347	--	--	--	--	--	19,309,347
Transportation	1,645,482	--	--	--	--	--	1,645,482
Culture/recreation	1,417,210	--	--	--	--	486,030	1,903,240
Physical environment	2,579,962	--	--	--	--	--	2,579,962
Capital outlay	34,790	17,890	220,747	1,159,871	2,065,602	--	3,498,900
Debt service:							
Principal	--	--	--	--	--	333,617	333,617
Interest	--	--	--	--	--	69,551	69,551
Total Expenditures	29,187,843	17,890	220,747	1,159,871	2,065,602	889,198	33,541,151
Excess (Deficiency) of Revenues over Expenditures	1,225,294	50,398	(167,452)	(640,352)	911,557	(414,406)	965,039
Other Financing Sources (Uses):							
Transfers in	--	--	--	250,000	--	460,000	710,000
Transfers out	(710,000)	--	--	--	--	--	(710,000)
Total Other Financing Sources (Uses)	(710,000)	--	--	250,000	--	460,000	--
Net Change in Fund Balances	515,294	50,398	(167,452)	(390,352)	911,557	45,594	965,039
Fund Balances - Beginning	11,932,256	1,636,505	1,445,816	1,545,122	4,285,095	308,818	21,153,612
Fund Balances - Ending	\$12,447,550	\$1,686,903	\$1,278,364	\$ 1,154,770	\$ 5,196,652	\$ 354,412	\$ 22,118,651

The accompanying notes are an integral part of these basic financial statements

City of Greenacres, Florida
Reconciliation of the Statement of Revenues, Expenditures, and Changes
in Fund Balances of Governmental Funds to the Statement of Activities
For the Fiscal Year Ended September 30, 2020

Net change in fund balances - total governmental funds \$ 965,039

Amounts reported for governmental activities in the statement of activities are different because:

Governmental funds report capital outlays as expenditures. However, in the statement of activities, the cost of those assets is depreciated over their estimated useful life.

Expenditures for capital assets	\$ 2,471,229	
Less current year depreciation	<u>(1,450,699)</u>	1,020,530

Revenues in the statement of activities that do not provide current financial resources are not reported as revenue in the governmental funds:

Grants and solid waste collection fees		65,903
--	--	--------

Some expenses reported in the statement of activities do not require the use of current financial resources and, therefore, are not reported as expenditures in the governmental funds:

Change in accrued interest payable	\$ 38	
Change in accrued compensated absences	7,275	
Change in total OPEB liability and related deferred amounts	(83,874)	
Change in net pension liability and related deferred amounts	<u>494,851</u>	418,290

The repayment of the principal on long-term debt consumes current financial resources of the governmental funds. This transaction, however, has no effect on net position.

		<u>333,617</u>
--	--	----------------

Change in Net Position of Governmental Activities		<u><u>\$ 2,803,379</u></u>
---	--	----------------------------

City of Greenacres, Florida
Statement of Fiduciary Net Position
Fiduciary Funds
September 30, 2020

	<u>Pension Trust Funds</u>
Assets	
Cash and cash equivalents	\$ 228,352
Investments in external investment pool	
Broad market high quality bond portfolio	4,110,340
Core plus fixed income portfolio	4,338,692
Diversified large cap portfolio	18,679,212
Diversified small to mid cap portfolio	5,754,476
International equity	8,631,714
Core real estate	3,927,658
Contributions receivable	<u>24,737</u>
Total assets	45,695,181
 Net Position Restricted for Pensions	 <u><u>\$ 45,695,181</u></u>

The accompanying notes are an integral part of these basic financial statements

City of Greenacres, Florida
Statement of Changes in Fiduciary Net Position
Fiduciary Funds
For the Fiscal Year Ended September 30, 2020

	<u>Pension Trust Funds</u>
Additions:	
Contributions:	
Employer	\$ 1,616,658
Plan members	269,551
State on-behalf payments	<u>603,632</u>
Total Contributions	<u>2,489,841</u>
Investment income:	
Net increase in fair value of investments	<u>2,975,472</u>
Total additions	<u>5,465,313</u>
Deductions:	
Benefits paid and refunds of member contributions	281,762
Administrative expense	<u>78,206</u>
Total Deductions	<u>359,968</u>
Net Increase	5,105,345
Net Position Restricted for Pensions	
Net Position - Beginning	<u>40,589,836</u>
Net Position - Ending	<u><u>\$ 45,695,181</u></u>

The accompanying notes are an integral part of these basic financial statements

NOTES TO BASIC FINANCIAL STATEMENTS

City of Greenacres, Florida
Notes to the Financial Statements
September 30, 2020

1 – SUMMARY OF SIGNIFICANT ACCOUNTING POLICIES

The City of Greenacres, Florida (the “City”) is a municipal corporation organized under Florida Statutes. The City was originally incorporated in 1926 and was reincorporated in 1947 pursuant to Special Act 24537, Laws of Florida 1947. The City operates under the Council-Manager form of government and provides a wide range of community services including general government, public safety, building inspection, zoning and land use planning, transportation, culture and recreation, and physical environment. The City Council (the “Council”) is responsible for legislative and fiscal control of the City.

The basic financial statements of the City have been prepared in conformity with accounting principles generally accepted in the United States (GAAP) as applied to governmental units. The Governmental Accounting Standards Board (GASB) is the accepted standard-setting body for establishing governmental accounting and financial reporting principles. The following is a summary of the City’s more significant accounting policies.

Financial Reporting Entity

Under governmental accounting and financial reporting standards, the City’s reporting entity consists of the City, organizations for which the City is financially accountable and other organizations for which the nature and significance of their relationship with the City are such that exclusion would cause the City’s financial statements to be misleading or incomplete. The City is considered financially accountable if it appoints a voting majority of an organization’s governing body and is either able to impose its will on that organization or has a financial benefit/burden relationship with the organization. The City may also be financially accountable if an organization is fiscally dependent on the primary government and the two also have a financial benefit or burden relationship. Based on the application of these criteria, there were no organizations that met the criteria described above.

Government-Wide and Fund Financial Statements

The government-wide financial statements (i.e., the statement of net position and the statement of activities) report information on all of the non-fiduciary activities of the City. The effect of interfund activity has been removed from these statements.

The statement of activities demonstrates the degree to which the direct expenses of a given function or segment are offset by program revenues. Direct expenses are those that are clearly identifiable with a specific function or segment. *Program revenues* include 1) charges to customers or applicants who purchase, use, or directly benefit from goods, services, or privileges provided by a given function or segment, and 2) grants and contributions that are restricted to meeting the operational or capital requirements of a particular function or segment. Taxes and other items not properly included among program revenues are reported instead as general revenues.

Separate financial statements are provided for governmental funds and fiduciary funds, even though the latter are excluded from the government-wide financial statements. Major individual governmental funds are reported as separate columns in the fund financial statements. All remaining governmental funds are aggregated and reported as nonmajor funds.

City of Greenacres, Florida
Notes to the Financial Statements
September 30, 2020

1 – SUMMARY OF SIGNIFICANT ACCOUNTING POLICIES (Continued)

Measurement Focus, Basis of Accounting and Financial Statement Presentation

The government-wide financial statements and pension trust funds are reported using the *economic resources measurement* focus and the *accrual basis of accounting*. Revenues are recorded when earned and expenses are recorded when a liability is incurred, regardless of the timing of related cash flows. Property taxes are recognized as revenues in the year for which they are levied. Grants and similar items are recognized as revenue as soon as all eligibility requirements imposed by the provider have been met.

Governmental fund financial statements are reported using the *current financial resources measurement focus* and the *modified accrual basis of accounting*. Revenues are recognized as soon as they are both measurable and available. Revenues are considered to be available when they are collectible within the current period or soon enough thereafter to pay liabilities of the current period. For this purpose, the City considers revenues to be available if they are collected within 60 days of the end of the current fiscal period, except for solid waste collection fees and ambulance transport fees which are considered available if collected within six months of the end of the current fiscal period. Expenditures generally are recorded when a liability is incurred, as under accrual accounting. However, debt service expenditures, as well as expenditures related to compensated absences, are recorded only when payment is due.

Property taxes, franchise fees, business taxes, and interest associated with the current fiscal period are all considered to be susceptible to accrual and so have been recognized as revenues of the current fiscal period. Revenues for expenditure driven grants are recognized when the qualifying expenditures are incurred. All other revenue items are considered to be measurable and available only when cash is received by the City.

The City reports the following major governmental funds:

The *General Fund* is the primary operating fund of the City and is used to account for all financial resources applicable to the general operations of the City except those required to be accounted for in another fund.

The *New Growth Fund*, a capital projects fund, is used to account for financial resources used for the acquisition or construction of new and expanded public infrastructure for all purposes, except for parks, resulting from the growth of the City.

The *Parks and Recreation Fund*, a capital projects fund, is used to account for financial resources used for the acquisition or construction of City parks and recreation facilities.

The *Reconstruction and Maintenance Fund*, a capital projects fund, is used to account for financial resources used for the acquisition or construction of major capital facilities not accounted for in other funds.

The *Infrastructure Surtax Fund*, a capital projects fund, is used to account for financial resources used for infrastructure improvements, parks, public safety initiatives, and economic development funded by infrastructure surtax revenues.

City of Greenacres, Florida
Notes to the Financial Statements
September 30, 2020

1 – SUMMARY OF SIGNIFICANT ACCOUNTING POLICIES (Continued)

Measurement Focus, Basis of Accounting and Financial Statement Presentation (Continued)

Additionally, the City reports the following fund type:

The *Pension Trust Fund*, which is a fiduciary fund used to account for the activities of the Public Safety Officers' and Firefighters' Retirement Plan and the Public Safety Officers' and Firefighters' Share Plan.

Amounts reported as *program revenues* include 1) charges to customers or applicants for goods, services, or privileges provided, 2) operating grants and contributions, and 3) capital grants and contributions. Internally dedicated resources are reported as *general revenues* rather than as program revenues. Likewise, general revenues include all taxes.

When both restricted and unrestricted resources are available for use, it is the City's policy to use restricted resources first, then unrestricted resources as needed.

Assets, Liabilities, Deferred Inflows of Resources and Net Position/Fund Balance

Deposits and Investments

The City's cash and cash equivalents include cash on hand, time and demand deposits, and short-term investments with original maturities of three months or less from the date of acquisition. Money market depository accounts that the City intends to rollover into investments are considered part of the investment portfolio and are reported as investments. Resources of all funds, except the pension trust fund, have been combined into a pooled cash and investment system for the purpose of maximizing earnings. Income earned on pooled cash and investments is allocated monthly based upon the equity balances of the individual funds.

Investments are stated at fair value, except as discussed below. Fair value is defined as the price that would be received to sell an asset or paid to transfer a liability in an orderly transaction between market participants at the measurement date. Fair value is a market-based measurement, not an entity-specific measurement. For some assets and liabilities, observable market transactions or market information might be available; for others, it might not be available. However, the objective of fair value measurement in both cases is the same, that is, to determine the price at which an orderly transaction to sell the asset or to transfer the liability would take place between market participants at the measurement date under current market conditions. Fair value is an exit price at the measurement date from the perspective of a market participant that controls the asset or is obligated for the liability. The City categorizes investments reported at fair value in accordance with the fair value hierarchy established by GASB Statement No. 72, *Fair Value Measurement and Application*.

Investments include amounts held in the Florida PRIME investment pool administered by the State Board of Administration. The City reports its investment in Florida PRIME at amortized cost. Investments in Florida PRIME are exempt from the GASB 72 fair value hierarchy disclosures.

City of Greenacres, Florida
Notes to the Financial Statements
September 30, 2020

1 – SUMMARY OF SIGNIFICANT ACCOUNTING POLICIES (Continued)

Assets, Liabilities, Deferred Inflows of Resources and Net Position/Fund Balance (Continued)

Investments also include amounts held in the Florida Municipal Investment Trust (FMIvT) administered by the Florida League of Cities. The City reports its investments in the FMIvT at fair value in accordance with the GASB 72 fair value hierarchy.

Certificates of deposit are stated at cost. If the original maturities are greater than three months at the date of acquisition they are reported as investments. They are exempt from reporting under the GASB 72 fair value hierarchy.

Receivables

Receivables include amounts due from other governments and others for services provided by the City. Receivables are recorded and revenues are recognized as earned or as specific program expenditures are incurred. Allowances for uncollectible receivables are based upon historical trends and the periodic aging of receivables.

Inventories

Inventories consist of expendable supplies held for consumption which are carried at average cost. The City accounts for inventories using the consumption method, under which expenditures are recognized only when inventory items are used. In the governmental funds, the reported inventories are offset by the nonspendable fund balance component which indicates that they do not constitute “available spendable resources,” even though it is a component of current assets.

Prepaid Items

Certain payments to vendors reflect costs applicable to future accounting periods and are recorded as prepaid items in both the government-wide and fund financial statements. In the governmental funds, prepaid items are recorded using the consumption method and are offset by the nonspendable fund balance component which indicates that they do not constitute “available spendable resources,” even though they are a component of current assets.

Capital Assets

Capital assets, which include property, plant and equipment, are reported in the government-wide financial statements. Capital assets are defined by the City as assets with an estimated life in excess of one year and an initial individual cost of \$25,000 or more for land improvements and intangible assets, \$50,000 or more for buildings, \$50,000 or more for improvements other than buildings, \$5,000 or more for machinery and equipment, \$5,000 or more for vehicles, and \$250,000 or more for infrastructure assets. Major general infrastructure assets acquired in fiscal years ending after June 30, 1980, or significantly reconstructed or improved during that multi-year period, have not been capitalized since total infrastructure is less than five percent of total general capital assets, and accordingly, do not meet the capitalization requirements of GASB Statement No. 34.

City of Greenacres, Florida
Notes to the Financial Statements
September 30, 2020

1 – SUMMARY OF SIGNIFICANT ACCOUNTING POLICIES (Continued)

Assets, Liabilities, Deferred Inflows of Resources and Net Position/Fund Balance (Continued)

Capital Assets (Continued)

When purchased, capital assets are recorded as expenditures in the governmental funds and capitalized as assets in the government-wide statement of net position. General capital assets are carried at historical cost. Where cost cannot be determined from the available records, estimated historical cost has been used to record the estimated value of the assets. Donated capital assets, donated works of art and similar items, and capital assets received in service concession arrangements are reported at acquisition value. Additions, improvements, and other capital outlay that significantly extend the useful life of an asset are capitalized. The cost of normal maintenance and repairs that do not add to the value of the asset or materially extend the asset's life are not capitalized.

Depreciation has been provided over the estimated useful lives using the straight-line method of depreciation. The estimated lives for each major class of depreciable capital assets are as follows:

Buildings and improvements	20 years
Improvements other than buildings	10 years
Furniture, fixtures and equipment	3-10 years
Vehicles	5 years

Unearned Revenue

Unearned revenue represents the increase in assets prior to eligibility criteria being met.

Deferred Outflows/Inflows of Resources

In addition to assets, the statement of financial position will sometimes report a separate section for *deferred outflows of resources*. This separate financial statement element, deferred outflows of resources, represents a consumption of net position that applies to a future period(s) and so will not be recognized as an outflow of resources (expense/ expenditure) until then. The City has only pension related items that qualify for reporting in this category.

In addition to liabilities, the statement of financial position will sometimes report a separate section for *deferred inflows of resources*. This separate financial statement element, deferred inflows of resources, represents an acquisition of net position that applies to a future period(s) and so will not be recognized as an inflow of resources (revenue) until that time. There are three types of items that qualify for reporting in this category:

- 1) Business tax receipts that are received by the City prior to the period for which the taxes are levied are reported as deferred inflows on both the government-wide statement of net position, and on the governmental funds balance sheet.
- 2) Solid waste fees that are not received within six months of the end of the fiscal year don't meet the availability criterion of the modified accrual basis of accounting, and therefore are reported as deferred inflows only on the governmental funds balance sheet.
- 3) Pension related items and OPEB related items.

City of Greenacres, Florida
Notes to the Financial Statements
September 30, 2020

1 – SUMMARY OF SIGNIFICANT ACCOUNTING POLICIES (Continued)

Assets, Liabilities, Deferred Inflows of Resources and Net Position/Fund Balance (Continued)

Compensated Absences

The City's employees are granted a specific amount of vacation and sick leave, which is payable upon separation of service in varying amounts based on length of service. Accrued vacation leave is paid in full upon separation of employment up to a maximum of 240 hours for employees and 320 hours for the City Manager. For bargaining unit employees hired before June 28, 2000 and general employees hired before October 16, 2006 accrued sick leave is paid in full upon separation of employment after ten years of service up to a maximum of 960 hours. Bargaining unit employees hired after June 28, 2000 and general employees hired after October 16, 2006, are paid a percentage of the total accrued sick leave based on the number of completed years of service. When an employee is vested and applies for retirement under the City's retirement plan, accrued sick leave is paid in full up to 960 hours. Vacation is accrued as a liability in the government-wide statements when the employee earns the benefit. This means that the employee has rendered services that give rise to a vacation liability and it is probable that the City will compensate the employee in some manner, for example, in cash or paid time off, now or upon termination or retirement. The City uses the vesting method in accruing the sick leave liability. Under the vesting method, a liability for sick leave is accrued for employees who are eligible to receive termination benefits upon separation.

Compensated absences are accrued when incurred in the government-wide financial statements. A liability for these amounts is reported in the governmental funds only if they have matured, for example, as a result of employee resignations or retirements. For the governmental funds, compensated absences are liquidated by the general fund.

Long-Term Obligations

In the government-wide financial statements, long-term debt and other long-term obligations are reported as liabilities in the governmental activities. Bond premiums and discounts are deferred and amortized over the life of the bonds using the straight line method which does not significantly differ from the effective interest method. Bonds are reported net of the applicable bond premium or discount.

In the fund financial statements, governmental fund types recognize bond premiums and discounts, as well as bond issuance costs, during the current period. The face amount of debt issued is reported as another financing source. Premiums received on debt issuances are reported as other financing sources while discounts on debt issuances are reported as other financing uses. Issuance costs, whether or not withheld from the actual debt proceeds received, are reported as debt service expenditures.

Net Position

Equity in the government-wide statement of net position is displayed in three categories:

Net investment in capital assets Consists of capital assets reduced by accumulated depreciation and by any outstanding debt and deferred inflows/outflows of resources incurred to acquire, construct, or improve those assets, excluding unexpended proceeds.

City of Greenacres, Florida
Notes to the Financial Statements
September 30, 2020

1 – SUMMARY OF SIGNIFICANT ACCOUNTING POLICIES (Continued)

Assets, Liabilities, Deferred Inflows of Resources and Net Position/Fund Balance (Continued)

Net Position (Continued)

Restricted net position Consists of net position with constraints placed on the use by external parties (creditors, grantors, contributors, or laws or regulations of other governments) or imposed by law through constitutional provisions or enabling legislation.

Unrestricted net position Consists of net position that does not meet the definition of either of the other two components.

Fund Equity

Nature and purpose of classifications. In the financial statements, governmental funds report fund classifications that comprise a hierarchy based primarily on the extent to which the City is bound to honor constraints on the specific purposes for which the amounts in those funds can be spent.

The City reports the following classifications:

Non-spendable fund balances. Amounts that cannot be spent because they are either a) not in spendable form (like inventories, or prepaid items), or b) legally or contractually required to remain intact.

Restricted fund balances. Amounts that are restricted to specific purposes by either a) externally enforceable legal restrictions imposed by parties outside the government, such as creditors (through debt covenants), grantors, contributors, or other governments (through laws and regulations), or b) by law through the City's own constitution, or enabling legislation, (legislation that authorizes the City to assess, levy, charge, or otherwise mandate payments from external service providers, and with a legally enforceable requirement that those resources may be used only for the specific purposes stipulated in the legislation).

Committed fund balances. Amounts that can only be used for specific purposes pursuant to constraints imposed by formal action (resolution, ordinance or council policy) of the City's highest level of decision making authority (the City Council). Resolutions, ordinances, and council policies are all considered the highest level action within the City and are all equally binding. The City's fund balance policy, adopted by the City Council, establishes reserves to be reported under this classification, the purposes for which the reserved funds may be utilized, and the procedures for replenishing the reserve funds if used.

Assigned fund balances. Amounts that are constrained by the City's intent to be used for specific purposes but are neither restricted nor committed are classified as assigned fund balances. Assignments are made by City Manager by the authority of the fund balance policy, adopted by City Council resolution.

Unassigned fund balances. This fund balance is the residual classification for the General Fund. It is also used to report negative fund balances in other governmental funds.

City of Greenacres, Florida
Notes to the Financial Statements
September 30, 2020

1 – SUMMARY OF SIGNIFICANT ACCOUNTING POLICIES (Continued)

Assets, Liabilities, Deferred Inflows of Resources and Net Position/Fund Balance (Continued)

Fund Equity (Continued)

Minimum Level of Unassigned Fund Balance Policy

The City's fund balance policy establishes a minimum unassigned fund balance level of 25% of the operating expenditures of the current fiscal year. If unassigned fund balance falls below the established level, a plan to replenish that amount back to the required level over a three year period will be developed.

The fund balance policy also establishes a spending order when a qualifying expenditure is incurred for which those funds are available, of restricted fund balances first, followed by committed, then assigned, and finally unassigned fund balances.

Encumbrances

Budgets in governmental funds are encumbered upon issuance of purchase orders, contracts, or other forms of legal commitments. Appropriations expire at year end, even if encumbered, but it is the City's policy to re-appropriate such amounts at the beginning of the next fiscal year.

Use of Estimates

The financial statements and related disclosures are prepared in conformity with accounting principles generally accepted in the United States of America. Management is required to make estimates and assumptions that affect the reported amounts of assets and liabilities, the disclosure of contingent assets and liabilities at the date of the financial statements, and revenue and expenditures/expenses during the period reported. These estimates include assessing the collectability of accounts receivable, the use and recoverability of inventory, and useful lives and impairment of tangible assets, among others. Estimates and assumptions are reviewed periodically and the effects of revisions are reflected in the financial statements in the period they are determined to be necessary. Actual results could differ from those estimates.

Recently Issued Accounting Pronouncements

A brief description of new accounting pronouncements that might have a significant impact on the City's financial statements is presented below. Management is currently evaluating the impact of adoption of these statements in the City's financial statements.

In January 2017 the GASB issued Statement No. 84, *Fiduciary Activities*. This Statement will improve guidance regarding the identification of fiduciary activities for accounting and financial reporting purposes and how those activities should be reported. This Statement is effective for the fiscal year ending September 30, 2021.

City of Greenacres, Florida
Notes to the Financial Statements
September 30, 2020

1 – SUMMARY OF SIGNIFICANT ACCOUNTING POLICIES (Continued)

Recently Issued Accounting Pronouncements (Continued)

In May 2017 the GASB issued Statement No. 87, *Leases*. This Statement will increase the usefulness of governments' financial statements by requiring recognition of certain lease assets and liabilities for leases that previously were classified as operating leases and recognized as inflows of resources or outflows of resources based on the payment provisions of the contract. It establishes a single model for lease accounting that is based on the foundational principle that leases are financings of the right to use an underlying asset. This Statement is effective for the fiscal year ending September 30, 2022.

In June 2018 the GASB issued Statement No. 89, *Accounting for Interest Cost Incurred before the End of a Construction Period*. This Statement will enhance the relevance and comparability of information about capital assets and the cost of borrowing for a reporting period and simplify accounting for interest cost incurred before the end of a construction period. This Statement is effective for the fiscal year ending September 30, 2022.

In August 2018 the GASB issued Statement No. 90, *Major Equity Interests*. This Statement will improve consistency and comparability of reporting a government's majority equity interest in a legally separate organization and to improve the relevance of financial statement information for certain component units. This Statement is effective for the fiscal year ending September 30, 2021.

In May 2019 the GASB issued Statement No. 91, *Conduit Debt Obligations*. This Statement will provide a single method of reporting conduit debt obligations by issuers and eliminate diversity in practice associated with commitments extended by issuers, arrangements associated with conduit debt obligations, and related note disclosures. This Statement is effective for the fiscal year ending September 30, 2023.

In January 2020 the GASB issued Statement No. 92, *Omnibus 2020*. This Statement will enhance comparability in accounting and financial reporting and improve the consistency of authoritative literature by addressing practice issues that have been identified during the implementation and application of certain GASB Statements. This Statement addresses a variety of topics. The requirements of this Statement related to the effective date of Statement No. 87 and Implementation Guide 2019-3, reinsurance recoveries, and terminology used to refer to derivative instruments are effective upon issuance. The remaining requirements are effective for the fiscal year ending September 30, 2022.

In March 2020 the GASB issued Statement No. 93, *Replacement of Interbank Offered Rates*. This Statement will enhance comparability in the application of accounting and financial reporting requirements and will improve the consistency of authoritative literature by addressing the accounting and financial reporting implications that result from the replacement of an Interbank Offered Rate (IBOR) for agreements in which variable payments made or received depend on an IBOR. The requirements of this Statement related to the removal of LIBOR as an appropriate benchmark interest rate are effective for the fiscal year ending September 30, 2022. The remaining requirements are effective for the fiscal year ending September 30, 2022.

In March 2020 the GASB issued Statement No. 94, *Public-Private and Public-Public Partnerships and Availability Payment Arrangements*. This Statement will improve financial reporting by establishing the definitions of public-private and public-public partnership arrangements (PPPs) and availability payment arrangements (APAs) and providing uniform guidance on accounting and financial reporting for transactions that meet those definitions. This Statement is effective for the fiscal year ending September 30, 2023.

In May 2020 the GASB issued Statement No. 96, *Subscription-Based Information Technology Arrangements*. This Statement provides guidance on the accounting and financial reporting for subscription-based information technology arrangements (SBITAs) for government end users (governments). This Statement is effective for the fiscal year ending September 30, 2023.

City of Greenacres, Florida
Notes to the Financial Statements
September 30, 2020

1 – SUMMARY OF SIGNIFICANT ACCOUNTING POLICIES (Continued)

Recently Issued Accounting Pronouncements (Continued)

In June 2020 the GASB issued Statement No. 97, *Certain Component Unit Criteria, and Accounting and Financial Reporting for Internal Revenue Code Section 457 Deferred Compensation Plans—an amendment of GASB Statements No. 14 and No. 84, and a supersession of GASB Statement No. 32*. The requirements of this Statement will result in more consistent financial reporting of defined contribution pension plans, defined contribution OPEB plans, and other employee benefit plans, while mitigating the costs associated with reporting those plans. This Statement is effective for the fiscal year ending September 30, 2022.

2 – PROPERTY TAXES

Property taxes (ad valorem taxes) are levied on October 1st (lien date) and become due and payable on November 1st, with discounts of one to four percent if paid prior to March 1st of the following calendar year. All unpaid taxes become delinquent on April 1st and accrue interest charges from April 1st until a tax sale certificate is sold at auction.

Assessed values are established by the Palm Beach County Property Appraiser as of July 1st at approximately fair value. Taxes are collected by the County and remitted to the City. Revenue is recognized at the time monies are received from the County.

The City is permitted by the Florida Constitution to levy taxes up to \$10 per \$1,000 (10 mills) of assessed valuation for general governmental services (other than the payment of principal and interest on general obligation long-term debt). In addition, unlimited amounts may be levied for the payment of principal and interest on taxpayer approved general obligation long-term debt. The millage rate levied by the City for the fiscal year ended September 30, 2020 was 6.4000.

3 – DEPOSITS AND INVESTMENTS

Deposits

The City's deposits with financial institutions were entirely covered by a combination of federal depository insurance and a collateral pool pledged to the State Treasurer of Florida by financial institutions that comply with the requirements of Florida Statutes and have been designated as qualified public depositories by the State Treasurer. State of Florida Statutes, Chapter 280, *Florida Security for Public Deposits Act* requires that every qualified public depository shall deposit with the Treasurer eligible collateral of the depository to be held subject to his or her order. The Treasurer, by rule, shall establish minimum required collateral pledging levels. The pledging level may range from 25% to 125% of the average monthly balance of public deposits depending upon the depository's financial condition and establishment period. All collateral must be deposited with an approved financial institution. Any potential losses to public depositors are covered by applicable deposit insurance, sale of securities pledged as collateral and, if necessary, assessments against other qualified public depositories of the same type as the depository in default. At year end, the City's deposits included \$3,069,000 of certificates of deposit with terms to maturity of more than three months when purchased. These certificates of deposits are reported as investments. The City's deposits also included \$1,227,125 of money market accounts that are reported as investments.

City of Greenacres, Florida
Notes to the Financial Statements
September 30, 2020

3 – DEPOSITS AND INVESTMENTS (Continued)

Deposits (Continued)

The certificates of deposit were acquired through the Certificate of Deposit Account Registry Service® (CDARS®). The funds were initially deposited in a qualified public depository. The selected depository arranged for depositing the funds in financial deposit instruments insured by the Federal Deposit Insurance Corporation in one or more federally insured banks or saving and loan associations, wherever located, for the account of the City. The full amount of the principal and accrued interest of each financial deposit instrument is insured by the FDIC. The selected depository acts as custodian for the City with respect to each financial deposit instrument issued for its account.

Investments – City

The investment of surplus public funds is governed by an ordinance of the City Council. The ordinance limits investment of surplus funds to the following:

1. The Florida Local Government Surplus Funds Trust Fund (State Board of Administration – SBA), or any intergovernmental investment pool authorized pursuant to the Florida Interlocal Cooperation Act (Florida Statute Section 163.01). For example, the Florida League of Cities’ “Florida Municipal Investment Trust”, and the Florida Association of Court Clerks’ “Florida Local Government Investment Trust” would qualify.
2. Negotiable direct obligations of, or obligations the principal and interest of which are unconditionally guaranteed by the United States Government at the then prevailing market price for such securities (U.S. “Treasuries” and “Agencies”).
3. U.S. Government Agency Securities and Instrumentalities of Government Sponsored Enterprises carrying the implied faith and credit of the U.S. Government, including participation certificates and mortgage pass-throughs.
4. Interest bearing time deposits or savings accounts in qualified public depositories as prescribed by the Florida Security for Public Deposits Act, Chapter 280.02, Florida Statutes.
5. Certificates of deposit and other evidences of deposit at, qualified depositories, bankers’ acceptances, and commercial paper, rated in the highest tier (e.g., A-1, P-1, F-1 or D-1 or higher) by a nationally recognized rating agency.
6. Shares of any money market mutual fund that is registered with the Securities and Exchange Commission, has the highest credit quality rating from a Nationally Recognized Statistical Rating Organization and has a portfolio which is limited to direct obligations of the United States Government or any agency or instrumentality thereof.

City of Greenacres, Florida
Notes to the Financial Statements
September 30, 2020

3 – DEPOSITS AND INVESTMENTS (Continued)

Investments – City (Continued)

The State Board of Administration (SBA) administers the Florida PRIME investment pool, which is governed by Chapter 19-7 of the Florida Administrative Code and Chapters 218 and 215 of the Florida Statutes. These rules provide guidance and establish the policies and general operating procedures for the administration of the Florida PRIME. The investment in Florida PRIME is reported at amortized cost in accordance with GASB Statement No. 79, *Accounting and Financial Reporting for Certain Investments and for External Investment Pools* (GASB 79). The investment in the Florida PRIME is not insured by FDIC or any other governmental agency.

GASB 79 requires that if a participant has an investment in a qualifying external investment pool that measures for financial reporting purposes all of its investments at amortized cost it should disclose the presence of any limitations or restrictions on withdrawals (such as redemption notice periods, maximum transaction amounts, and the qualifying external investment pool's authority to impose liquidity fees or redemption gates) in notes to the financial statements.

With regard to redemption gates, Chapter 218.409(8)(a), Florida Statutes, states that "The principal, and any part thereof, of each account constituting the trust fund is subject to payment at any time from the moneys in the trust fund. However, the Executive Director may, in good faith, on the occurrence of an event that has a material impact on liquidity or operations of the trust fund, for 48 hours limit contributions to or withdrawals from the trust fund to ensure that the Board can invest moneys entrusted to it in exercising its fiduciary responsibility. Such action must be immediately disclosed to all participants, the Trustees, the Joint Legislative Auditing Committee, the Investment Advisory Council, and the Participant Local Government Advisory Council. The Trustees shall convene an emergency meeting as soon as practicable from the time the Executive Director has instituted such measures and review the necessity of those measures. If the Trustees are unable to convene an emergency meeting before the expiration of the 48-hour moratorium on contributions and withdrawals, the moratorium may be extended by the Executive Director until the Trustees are able to meet to review the necessity for the moratorium. If the Trustees agree with such measures, the Trustees shall vote to continue the measures for up to an additional 15 days. The Trustees must convene and vote to continue any such measures before the expiration of the time limit set, but in no case may the time limit set by the Trustees exceed 15 days."

With regard to liquidity fees, Florida Statute 218.409(4) provides authority for the SBA to impose penalties for early withdrawal, subject to disclosure in the enrollment materials of the amount and purpose of such fees. At present, no such disclosure has been made.

As of September 30, 2020, there were no redemption fees or maximum transaction amounts, or any other requirements that serve to limit a participant's daily access to 100 percent of their account value in the Florida PRIME.

The Florida Municipal Investment Trust (FMIvT) was created under the laws of the State of Florida to provide eligible units of local government with an investment vehicle to pool their surplus funds and to reinvest such funds in one or more investment portfolios under the direction and daily supervision of an investment advisor. The Florida League of Cities serves as the administrator, investment manager and secretary-treasurer of the Trust.

The FMIvT is a Local Government Investment Pool and is considered an external investment pool for GASB reporting purposes. The City reports its investment in the FMIvT at fair value in accordance with the GASB 72 fair value hierarchy.

City of Greenacres, Florida
Notes to the Financial Statements
September 30, 2020

3 – DEPOSITS AND INVESTMENTS (Continued)

Investments – City (Continued)

GASB 72 requires governments to disclose the fair value hierarchy for each type of asset or liability measured at fair value in the notes to the financial statements. The standard also requires governments to disclose a description of the valuation techniques used in the fair value measurement and any significant changes in valuation techniques. GASB 72 establishes a three-tier fair value hierarchy. The hierarchy is based on valuation inputs used to measure the fair value as follows:

- Level 1: Inputs are directly observable, quoted prices in active markets for identical assets or liabilities.
- Level 2: Inputs are other than quoted prices included within Level 1 that are for the asset or liability, either directly or indirectly. These inputs are derived from or corroborated by observable market data through correlation or by other means.
- Level 3: Inputs are unobservable inputs used only when relevant Level 1 and Level 2 inputs are unavailable.

The level in which an asset is assigned is not indicative of its quality but an indication of the source of valuation inputs.

As of September 30, 2020, the City reported the following investments:

Investments by Fair Value Level	Balance	Level 1	Level 2	Level 3
FMLvT 0-2 Year High Quality Bond Fund	\$ 2,225,607	\$ --	\$ 2,225,607	\$ --
FMLvT 1-3 Year High Quality Bond Fund	2,244,184	--	2,244,184	--
FMLvT Intermediate High Quality Bond Fund	2,707,027	--	2,707,027	--
	<u>7,176,818</u>	<u>\$ --</u>	<u>\$ 7,176,818</u>	<u>\$ --</u>
Investments Measured at Cost				
Certificates of Deposit	3,069,000			
Investments Measured at Amortized Cost				
Florida PRIME Investment Pool	<u>9,955,727</u>			
Total Investments	<u>\$ 20,201,545</u>			

The City's investments also include \$1,277,125 of deposits in money market checking accounts that are reported as investments for total investments of \$21,428,670.

Debt securities classified in level 2 of the fair value hierarchy are valued using a matrix pricing technique. Matrix pricing values securities based on the securities relationship to benchmark quoted prices.

City of Greenacres, Florida
Notes to the Financial Statements
September 30, 2020

3 – DEPOSITS AND INVESTMENTS (Continued)

Investments – City (Continued)

As of September 30, 2020, the weighted average maturity and the credit ratings for the City’s investments were as follows:

Investment	Balance	Weighted Average Maturity	Credit Rating
FMIvT 0-2 Year High Quality Bond Fund	\$ 2,225,607	0.70 years	AAAf/S1 Fitch
FMIvT 1-3 Year High Quality Bond Fund	2,244,184	1.60 years	AAAf/S2 Fitch
FMIvT Intermediate High Quality Bond Fund	2,707,027	3.40 years	AAAf/S3 Fitch
Florida PRIME Investment Pool	9,955,727	48 days	AAA Standard & Poor's
Certificates of Deposit	3,069,000	456 days	Not rated
	<u>\$ 20,201,545</u>		

Interest Rate Risk

Interest rate risk is the risk that changes in interest rates will adversely affect the fair value of an investment. The City has an investment policy of structuring the investment portfolio so that the securities mature to meet cash requirements for ongoing operations, thereby avoiding the need to sell securities on the open market prior to maturity and investing operating funds primarily in short-term securities, money market mutual funds, or similar investment pools unless it is anticipated that long-term securities can be held to maturity without jeopardizing the liquidity requirements.

Credit Risk

Credit risk is the risk that an issuer or other counterparty to an investment will not fulfill its own obligations. The City’s investment policy minimizes risk by limiting investments to the safest types of securities; prequalifying the financial institutions, broker/dealers, intermediaries, and advisers with which the City will do business; and diversifying the investment portfolio so that potential losses on individual securities will be minimized.

Concentration of Credit Risk

The City’s investment policy states that assets shall be diversified to control the risk of loss resulting from concentration of assets to a specific maturity, instrument, issue, dealer, or bank through which these securities are bought and sold. As of September 30, 2020, the value of each position held in the City’s portfolio is less than 5% in any one issuer.

Risks and Uncertainties

Investment securities are exposed to various risks, such as interest rate, market and credit risk. Due to the level of risk associated with certain investment securities, and the level of uncertainty related to changes in the value of investment securities, it is at least reasonably possible that changes in risks in the near term would materially affect the valuation of investments and related earnings on investments.

City of Greenacres, Florida
Notes to the Financial Statements
September 30, 2020

3 – DEPOSITS AND INVESTMENTS (Continued)

Investments – Public Safety Officers’ and Firefighters’ Retirement Plan and Share Plan

Funds are held for the City’s Public Safety Officers’ and Firefighters’ Retirement Plan (the “Plan”) in the Florida Municipal Pension Trust Fund (FMPTF), administered by the Florida League of Cities. The assets of the City’s Public Safety Firefighters’ and Public Safety Officers’ Share Plan (the “Share Plan”) are also invested in the FMPTF. The program was established for the purpose of collectively managing individually designed pension plans of participating investment and administrative services for eligible governmental agencies in Florida. Any agency or political subdivision in the State of Florida is eligible to participate. Each participating entity must agree to abide by the terms, duties, rights, and obligations as set forth in the Trust Joinder Agreement and the Master Trust Agreement of the Florida Municipal Pension Trust Fund. Pension plan assets are invested by the FMPTF through the Florida Municipal Investment Trust. The City reports its investment in the FMPTF at fair value in accordance with the GASB 72 fair value hierarchy. Cash and cash equivalents reported in the Pension Trust Fund consist of cash and money market funds held in the Florida Municipal Investment Trust. The investments of the Plan are segregated and restricted for payment of benefits of the respective class members. As of September 30, 2020, the Firefighters’ Pension Plan reported the following investments in the FMPTF:

Investments by Fair Value Level	Balance	Level 1	Level 2	Level 3
FMLvT Broad Market High Quality Bond Fund	\$ 1,865,545	\$ --	\$ 1,865,545	\$ --
FMLvT Core Plus Fixed Income	1,969,187	--	--	1,969,187
FMLvT Diversified Large Cap Portfolio	8,477,868	--	8,477,868	--
FMLvT Diversified Small to Mid Cap Portfolio	2,611,764	--	2,611,764	--
FMLvT International Equity	3,917,646	--	3,917,646	--
FMLvT Core Real Estate	1,782,632	--	-	1,782,632
Total Investments	<u>\$ 20,624,642</u>	<u>\$ --</u>	<u>\$ 16,872,823</u>	<u>\$ 3,751,819</u>

Debt securities classified in level 2 of the fair value hierarchy are valued using a matrix pricing technique. Matrix pricing values securities based on the securities relationship to benchmark quoted prices.

As of September 30, 2020, the weighted average maturity and the credit ratings for the Firefighters’ Pension Plan’s investments in the FMPTF were as follows:

Investment	Balance	Weighted Average Maturity	Credit Rating
FMLvT Broad Market High Quality Bond Fund	\$ 1,865,545	6.60 years	AAf/S4 Fitch
FMLvT Core Plus Fixed Income	1,969,187	5.82 years	Not Rated
FMLvT Diversified Large Cap Portfolio	8,477,868	N/A	N/A
FMLvT Diversified Small to Mid Cap Portfolio	2,611,764	N/A	N/A
FMLvT International Equity	3,917,646	N/A	N/A
FMLvT Core Real Estate	1,782,632	N/A	N/A
Total Investments	<u>\$ 20,624,642</u>		

City of Greenacres, Florida
Notes to the Financial Statements
September 30, 2020

3 – DEPOSITS AND INVESTMENTS (Continued)

Investments – Public Safety Officers’ and Firefighters’ Retirement Plan and Share Plan (Continued)

As of September 30, 2020, the Public Safety Officers’ Pension Plan reported the following investments in the FMPTF:

Investments by Fair Value Level	Balance	Level 1	Level 2	Level 3
FMIvT Broad Market High Quality Bond Fund	\$ 2,054,484	\$ --	\$ 2,054,484	\$ --
FMIvT Core Plus Fixed Income	2,168,621	--	--	2,168,621
FMIvT Diversified Large Cap Portfolio	9,336,486	--	9,336,486	--
FMIvT Diversified Small to Mid Cap Portfolio	2,876,277	--	2,876,277	--
FMIvT International Equity	4,314,415	--	4,314,415	--
FMIvT Core Real Estate	1,963,173	--	-	1,963,173
Total Investments	<u>\$ 22,713,456</u>	<u>\$ --</u>	<u>\$ 18,581,662</u>	<u>\$ 4,131,794</u>

Debt securities classified in level 2 of the fair value hierarchy are valued using a matrix pricing technique. Matrix pricing values securities based on the securities relationship to benchmark quoted prices.

As of September 30, 2020, the weighted average maturity and the credit ratings for the Public Safety Officers’ Pension Plan’s investments in the FMPTF were as follows:

Investment	Balance	Weighted Average Maturity	Credit Rating
FMIvT Broad Market High Quality Bond Fund	\$ 2,054,484	6.60 years	AAf/S4 Fitch
FMIvT Core Plus Fixed Income	2,168,621	5.82 years	Not Rated
FMIvT Diversified Large Cap Portfolio	9,336,486	N/A	N/A
FMIvT Diversified Small to Mid Cap Portfolio	2,876,277	N/A	N/A
FMIvT International Equity	4,314,415	N/A	N/A
FMIvT Core Real Estate	1,963,173	N/A	N/A
Total Investments	<u>\$ 22,713,456</u>		

Debt securities classified in level 2 of the fair value hierarchy are valued using a matrix pricing technique. Matrix pricing values securities based on the securities relationship to benchmark quoted prices.

City of Greenacres, Florida
Notes to the Financial Statements
September 30, 2020

3 – DEPOSITS AND INVESTMENTS (Continued)

Investments – Public Safety Officers’ and Firefighters’ Retirement Plan and Share Plan (Continued)

As of September 30, 2020, the Share Plan reported the following investments in the FMPTF:

Investments by Fair Value Level	Balance	Level 1	Level 2	Level 3
FMIvT Broad Market High Quality Bond Fund	\$ 190,311	\$ --	\$ 190,311	\$ --
FMIvT Core Plus Fixed Income	200,884	--	--	200,884
FMIvT Diversified Large Cap Portfolio	864,858	--	864,858	--
FMIvT Diversified Small to Mid Cap Portfolio	266,435	--	266,435	--
FMIvT International Equity	399,653	--	399,653	--
FMIvT Core Real Estate	181,853	--	-	181,853
Total Investments	<u>\$ 2,103,994</u>	<u>\$ --</u>	<u>\$ 1,721,257</u>	<u>\$ 382,737</u>

Debt securities classified in level 2 of the fair value hierarchy are valued using a matrix pricing technique. Matrix pricing values securities based on the securities relationship to benchmark quoted prices

As of September 30, 2020, the weighted average maturity and the credit ratings for the Public Safety Officers’ Pension Plan’s investments in the FMPTF were as follows:

Investment	Balance	Weighted Average Maturity	Credit Rating
FMIvT Broad Market High Quality Bond Fund	\$ 190,311	6.60 years	AAf/S4 Fitch
FMIvT Core Plus Fixed Income	200,884	5.82 years	Not Rated
FMIvT Diversified Large Cap Portfolio	864,858	N/A	N/A
FMIvT Diversified Small to Mid Cap Portfolio	266,435	N/A	N/A
FMIvT International Equity	399,653	N/A	N/A
FMIvT Core Real Estate	181,853	N/A	N/A
Total Investments	<u>\$ 2,103,994</u>		

Interest Rate Risk

Interest rate risk exists when there is a possibility that changes in interest rates could adversely affect an investment’s fair value. The Plan and Share Plan have a maximum maturity at purchase of 180 days with a total average maturity, at any point in time, for all repurchase agreements held of not greater than 60 days. Banker’s acceptances maximum maturity shall not exceed 270 days from the time of purchase. Nonnegotiable certificates of deposit shall not exceed 2 years. No investments held in the portfolio exceed these limits.

City of Greenacres, Florida
Notes to the Financial Statements
September 30, 2020

3 – DEPOSITS AND INVESTMENTS (Continued)

Investments – Public Safety Officers’ and Firefighters’ Retirement Plan and Share Plan (Continued)

Credit Risk

The Plan and Share Plan allows investments in rated investments in Commercial paper with A1/P1 or a comparable rating as provided by two of the top nationally recognized statistical rating organizations; and that the corporation’s long-term debt, if any, is rated at least A1/A+ by a nationally recognized statistical rating organization or, if backed by a letter of credit (LOC), the long-term debt of the LOC provider must be rated at least AA (or comparable rating) by at least two of the nationally recognized statistical rating agencies publishing ratings for financial institutions. Banker’s acceptances issued with the U.S. by institutions with a long-term debt rating of at least AA or short term debt rating of P1 (or comparable rating) as provided by one nationally recognized statistical rating organization. Nonnegotiable certificates of deposit must be rated at least A1/P1 (or comparable rating) and a long-term rating of a least A (or comparable rating) as provided by two of the top nationally recognized rating agencies. Guaranteed investment contracts must be rated in the highest category by AM Best Rating System or a comparable nationally recognized statistical rating organization. All investments held in the portfolio meet these requirements.

Investing in Foreign Markets

Investing in foreign markets may involve special risks and considerations not typically associated with investing in companies in the United States of America. These risks include revaluation of currencies, high rates of inflation, repatriation restrictions on income and capital, and future adverse political, social, and economic developments. Moreover, securities of foreign governments may be less liquid, subject to delayed settlements, taxation on realized or unrealized gains, and their prices are more volatile than those of comparable securities in U.S. companies.

Concentration of Credit Risk

The Plan and Share Plan allows no more than \$5 million in certificates of deposit with any one depository at one time. Corporate fixed income securities are limited to no more than 5% of any one corporation at the time of purchase. No more than \$10 million in investment agreements with other financial institutions may be entered into with any one financial institution. No investments exceeded these limits.

Risks and Uncertainties

Investment securities are exposed to various risks, such as interest rate, market and credit risk. Due to the level of risk associated with certain investment securities, and the level of uncertainty related to changes in the value of investment securities, it is a least reasonably possible that changes in risks in the near term would materially affect balances and the amounts reported in the statement of plan net position and the statement of changes in plan net position.

City of Greenacres, Florida
Notes to the Financial Statements
September 30, 2020

4 – RECEIVABLES

Receivables for the City’s individual major funds and non-major funds in the aggregate, including applicable allowances as of September 30, 2020 are as follows:

	General Fund	New Growth Fund	Reconstruction and Maintenance Fund	Infrastructure Surtax Fund	Nonmajor Governmental Funds	Total
Receivables:						
Accounts	\$ 1,927,876	\$ --	\$ --	\$ --	\$ --	\$1,927,876
Intergovernmental	725,428	14,929	19,164	--	--	759,521
Taxes	291,727	--	--	460,730	--	752,457
Interest	5,977	--	--	--	--	5,977
Grants	111,420	--	348	5,481	40,814	158,063
Assessments	5,539	--	--	--	--	5,539
Total Receivables	3,067,967	14,929	19,512	466,211	40,814	3,609,433
Less Allowance for Uncollectible Amounts	(835,000)	--	--	--	--	(835,000)
Net Total Receivables	\$ 2,232,967	\$ 14,929	\$ 19,512	\$ 466,211	\$ 40,814	\$2,774,433

5 – INTERFUND TRANSACTIONS

The following is a summary of interfund transfers for the year ended September 30, 2020:

Fund	Transfers In	Transfers Out
Major Fund		
General Fund	\$ --	\$ 710,000
Reconstruction and Maintenance Fund	250,000	--
Nonmajor Governmental Funds	460,000	--
Total Interfund Transfers	\$ 710,000	\$ 710,000

The transfer from the General Fund to the Reconstruction and Maintenance capital projects fund were used to pay the costs of various capital improvement projects. Transfers to the nonmajor funds consists of \$410,000 to the Municipal Complex debt service fund to pay debt service costs and \$50,000 to the Youth Programs special revenue fund to pay operating costs.

City of Greenacres, Florida
Notes to the Financial Statements
September 30, 2020

6 – CAPITAL ASSETS

Capital asset activity for the year ended September 30, 2020 was as follows:

	Beginning Balance	Additions	Deletions	Ending Balance
Capital Assets not Being Depreciated				
Land	\$ 7,270,974	\$ --	\$ --	\$ 7,270,974
Construction in Progress	1,871,617	1,156,943	(43,121)	2,985,439
Total assets not being depreciated	<u>9,142,591</u>	<u>1,156,943</u>	<u>(43,121)</u>	<u>10,256,413</u>
Capital assets being depreciated:				
Buildings	17,227,579	--	(138,138)	17,089,441
Improvements other than buildings	9,690,410	452,478	--	10,142,888
Furniture, fixtures, and equipment	3,071,208	184,665	(11,100)	3,244,773
Vehicles	4,793,669	720,264	(191,264)	5,322,669
Total assets being depreciated	<u>34,782,866</u>	<u>1,357,407</u>	<u>(340,502)</u>	<u>35,799,771</u>
Less accumulated depreciation for:				
Buildings	(7,904,391)	(417,828)	138,138	(8,184,081)
Improvements other than buildings	(6,230,052)	(418,567)	--	(6,648,619)
Furniture, fixtures, and equipment	(2,049,374)	(257,717)	11,100	(2,295,991)
Vehicles	(2,268,227)	(356,587)	191,264	(2,433,550)
Accumulated depreciation	<u>(18,452,044)</u>	<u>(1,450,699)</u>	<u>340,502</u>	<u>(19,562,241)</u>
Total Capital Assets Being Depreciated, Net	<u>16,330,822</u>	<u>(93,292)</u>	<u>-</u>	<u>16,237,530</u>
Capital assets, net	<u>\$25,473,413</u>	<u>\$1,063,651</u>	<u>\$ (43,121)</u>	<u>\$26,493,943</u>

Depreciation expense was charged to functions as follows:

Governmental Activities	
Culture/recreation	\$ 503,999
Public safety	400,526
General government	257,967
Transportation	188,097
Physical environment	100,110
Total Depreciation Expense	<u>\$ 1,450,699</u>

City of Greenacres, Florida
Notes to the Financial Statements
September 30, 2020

7 – LONG-TERM LIABILITIES

The following is a summary of changes in long-term liabilities during the year ended September 30, 2020:

	Beginning Balance As Restated	Additions	Deletions	Ending Balance	Due Within One Year
Direct Borrowings and Placements:					
Public Improvement Note, 2004A	\$ 1,809,620	\$ --	\$ 333,617	\$ 1,476,003	\$ 347,205
Total Direct Borrowings and Placements	<u>1,809,620</u>	<u>--</u>	<u>333,617</u>	<u>1,476,003</u>	<u>347,205</u>
Net pension liability - FRS	1,908,075	74,642	--	1,982,717	--
Other postemployment benefits	853,921	227,956	24,510	1,057,367	--
Compensated absences	1,580,405	556,304	563,579	1,573,130	876,171
	<u>4,342,401</u>	<u>858,902</u>	<u>588,089</u>	<u>4,613,214</u>	<u>876,171</u>
Total	<u>\$ 6,152,021</u>	<u>\$ 858,902</u>	<u>\$ 921,706</u>	<u>\$ 6,089,217</u>	<u>\$ 1,223,376</u>

The general fund has typically been used to liquidate the liabilities for pensions, other postemployment benefits, compensated absences, and the net pension liability.

Public Improvement Note, Series 2004A

The Public Improvement Note, Series 2004A was issued in September 2004 in the amount of \$5,500,000 for the purpose of financing the construction of a new public works facility and municipal complex. Principal and interest payments are due semi-annually on March 29th and September 29th, with interest at 4.03%. The note is payable from the City's legally available non-ad valorem revenues and at September 30, 2020, principal and interest to maturity in 2024 to be paid from pledged future revenues totaled \$2,419,560. In the event that the City makes any optional prepayment of principal and/or interest, the City must make a prepayment premium based on various elements such as discount rate, prepayment date, etc. The City shall also pay any customary administrative fees in connection with any prepayment.

The annual debt service requirements to amortize the Series 2004A note are as follows:

Year Ending September 30	Principal	Interest	Total
2021	\$ 347,205	\$ 56,055	\$ 403,260
2022	361,348	41,912	403,260
2023	376,066	27,194	403,260
2024	391,384	11,876	403,260
Total	<u>\$ 1,476,003</u>	<u>\$ 137,037</u>	<u>\$ 1,613,040</u>

City of Greenacres, Florida
Notes to the Financial Statements
September 30, 2020

7 – LONG-TERM LIABILITIES (Continued)

Public Improvement Note, Series 2004A (Continued)

The loan agreement includes a provision that upon the failure to make any payment of principal or interest within ten days of when due, the registered owner may declare the entire outstanding balance to be immediately due and payable, but only from legally available non ad valorem revenues, and in any such acceleration the City shall also be obligated to pay all costs of collection and enforcement.

8 – FLORIDA RETIREMENT SYSTEM

General Information

All full-time employees hired before January 1, 1996 are eligible to participate in the Florida Retirement System (FRS). The FRS was created in Chapter 121, Florida Statutes, to provide a defined benefit pension plan for participating public employees. The FRS was amended in 1998 to add the Deferred Retirement Option Program (DROP) under the defined benefit plan and amended in 2000 to provide a defined contribution plan alternative to the defined benefit plan for FRS members effective July 1, 2002. This integrated defined contribution pension plan is the Florida Retirement System Investment Plan. Chapter 112, Florida Statutes, established the Retiree Health Insurance Subsidy (HIS) Program, a cost sharing multiple-employer defined benefit pension plan, to assist retired members of any state administered retirement system in paying the costs of health insurance.

Provisions relating to the FRS are established by Chapters 121 and 122, Florida Statutes; Chapter 112, Part IV, Florida Statutes; Chapter 238, Florida Statutes; and FRS Rules, Chapter 60S, Florida Administrative Code; wherein eligibility, contributions, and benefits are defined and described in detail. Such provisions may be amended at any time by further action from the Florida Legislature. The FRS is single retirement system administered by the Florida Department of Management Services, Division of Retirement, and consists of the two cost-sharing, multiple-employer defined benefit plans and other nonintegrated programs.

The State of Florida annually issues a publicly available financial report that includes financial statements and required supplementary information for the FRS. The latest available report may be obtained by writing to the State of Florida Division of Retirement, Department of Management Services, P.O. Box 9000, Tallahassee, Florida 32315-9000 or calling toll free at 877-377-1737. The report is also available at the Florida Department of Management Services web site www.dms.myflorida.com.

Significant Accounting Policies

For purposes of measuring the net pension liability, deferred outflows of resources and deferred inflows of resources related to pensions, and pension expense, information about the fiduciary net position of the Florida Retirement System Pension Plan (FRSP) and the Florida Retirement System Health Insurance Subsidy Program and additions to/deduction from the FRSP and HIS fiduciary net position have been determined on the same basis as they are reported by FRSP and HIS. For this purpose, benefit payments (including refunds of employee contributions) are recognized when due and payable in accordance with the benefit terms. Investments are reported at fair value.

City of Greenacres, Florida
Notes to the Financial Statements
September 30, 2020

8 – FLORIDA RETIREMENT SYSTEM (Continued)

Florida Retirement System Pension Plan

Plan Description

The FRS Pension Plan is a cost-sharing multiple-employer defined benefit pension plan, with a Deferred Retirement Option Program (DROP) for eligible employees. The general classes of membership are as follows:

- Regular Class
- Special Risk Class
- Elected Officials Class
- Senior Management Service Class

Employees enrolled in the Plan prior to July 1, 2011, vest at six years of creditable service and employees enrolled in the Plan on or after July 1, 2011, vest at eight years of creditable service. All vested members, enrolled prior to July 1, 2011, are eligible for normal retirement benefits at age 62 or at any age after 30 years of service.

Section 121.091, Florida Statutes, permits employees eligible for normal retirement under the Plan to defer receipt of monthly benefit payments while continuing employment with an FRS employer. An employee may participate in DROP for a period not to exceed 60 months after electing to participate, except that certain instructional personnel may participate for up to 96 months. During the period of DROP participation, deferred monthly benefits are held in the FRS Trust Fund and accrue interest. The net pension liability does not include amounts for DROP participants, as these members are considered retired and are not accruing additional pension benefits.

Benefits Provided

Benefits under the Plan are computed on the basis of age and/or years of service, average final compensation, and service credit. Credit for each year of service is expressed as a percentage of the average final compensation. For members initially enrolled before July 1, 2011, the average final compensation is the average of the five highest fiscal years' earnings; for members initially enrolled on or after July 1, 2011, the average final compensation is the average of the eight highest fiscal years' earnings. The total percentage value of the benefit received is determined by calculating the total value of all service, which is based on the retirement class to which the member belonged when the service credit was earned. Members are eligible for in-line-of-duty or regular disability and survivors' benefits.

City of Greenacres, Florida
Notes to the Financial Statements
September 30, 2020

8 – FLORIDA RETIREMENT SYSTEM (Continued)

Florida Retirement System Pension Plan (Continued)

Benefits Provided (Continued)

The following table shows the percentage value for each year of service credit earned:

Regular Class members initially enrolled before July 1, 2011	
Retirement up to age 62 or up to 30 years of service	1.60%
Retirement at age 63 or with 31 years of service	1.63%
Retirement at age 64 or with 32 years of service	1.65%
Retirement at age 65 or with 33 or more years of service	1.68%
Regular Class members initially enrolled on or after July 1, 2011	
Retirement up to age 65 or up to 33 years of service	1.60%
Retirement at age 66 or with 34 years of service	1.63%
Retirement at age 67 or with 35 years of service	1.65%
Retirement at age 68 or with 36 or more years of service	1.68%
Special Risk Class	
Service from December 1, 1970 through September 30, 1974	2.00%
Service on or after October 1, 1974	3.00%
Elected Officials Class	3.00%
Senior Management Service Class	2.00%

As provided in Section 121.101, Florida Statutes, if the member is initially enrolled in the FRS before July 1, 2011, and all service credit was accrued before July 1, 2011, the annual cost-of-living adjustment is 3 percent per year. If the member is initially enrolled before July 1, 2011, and has service credit on or after July 1, 2011, there is an individually calculated cost-of-living adjustment. The annual cost-of-living adjustment is a proportion of 3 percent determined by dividing the sum of the pre-July 2011 service credit by the total service credit at retirement multiplied by 3 percent. Plan members initially enrolled on or after July 1, 2011 will not have a cost-of-living adjustment after retirement.

City of Greenacres, Florida
Notes to the Financial Statements
September 30, 2020

8 – FLORIDA RETIREMENT SYSTEM (Continued)

Florida Retirement System Pension Plan (Continued)

Contributions

Effective July 1, 2011, all enrolled members of the FRS, other than DROP participants, are required to contribute three percent of their salary to the FRS. In addition to member contributions, governmental employers are required to make contributions to the FRS based on state-wide contribution rates established by the Florida Legislature. These rates are updated as of July 1 of each year. The employer contribution rates by job class for the fiscal year ended September 30, 2020 were as follows:

Class	10/01/19 through 06/30/20	07/01/20 through 09/30/20
Regular Class	8.47%	10.00%
Senior Management Service Class	25.41%	27.29%
Special Risk Class	25.48%	24.45%
Elected Officials Class	48.82%	49.18%
DROP	14.60%	16.98%

The employer contribution rates include a 1.66% HIS Plan subsidy. Except for the DROP, the rates also include 0.06% for administrative costs of the Public Employee Optional Retirement Program.

For the fiscal year ended September 30, 2020, the City made contributions of \$131,131 to the Pension Plan and the City's employees made contributions of \$16,726 for total contributions of \$147,857.

At September 30, 2020, the City reported a liability of \$1,708,297 for its proportionate share of the Pension Plan's net pension liability. The net pension liability was measured as of June 30, 2020, and the total pension liability used to calculate the net pension liability was determined by an actuarial valuation as of July 1, 2020. The City's proportionate share of the net pension liability was based on the City's 2019-2020 fiscal year contributions relative to the 2019-2020 fiscal year contributions of all participating members. As of June 30, 2020, the City's proportionate share was 0.003941483%, which was a decrease of 0.000668346% from its proportionate share measured as of June 30, 2019.

For the fiscal year ended September 30, 2020, the City recognized pension expense of \$110,768 related to the Plan. The City also reported deferred outflows of resources and deferred inflows of resources related to pensions from the following sources:

City of Greenacres, Florida
Notes to the Financial Statements
September 30, 2020

8 – FLORIDA RETIREMENT SYSTEM (Continued)

Florida Retirement System Pension Plan (Continued)

Pension Liabilities, Pension Expense, and Deferred Outflows of Resources and Deferred Inflows of Resources Related to Pensions (Continued)

Description	Deferred Outflows of Resources	Deferred Inflows of Resources
Difference between expected and actual experience	\$ 65,380	\$ -
Change of assumptions	309,256	-
Net difference between projected and actual earnings on Pension Plan investments	101,714	-
Change in proportion and differences between City Pension Plan contributions and proportionate share of contributions	39,154	568,063
City Pension Plan contributions subsequent to the measurement date	32,734	-
Total	<u>\$ 548,238</u>	<u>\$ 568,063</u>

City of Greenacres, Florida
Notes to the Financial Statements
September 30, 2020

8 – FLORIDA RETIREMENT SYSTEM (Continued)

Florida Retirement System Pension Plan (Continued)

Pension Liabilities, Pension Expense, and Deferred Outflows of Resources and Deferred Inflows of Resources Related to Pensions (Continued)

The deferred outflows of resources related to the Pension Plan, totaling \$32,734 resulting from City contributions to the Plan subsequent to the measurement date, will be recognized as a reduction of the net pension liability in the fiscal year ended September 30, 2021. Other amounts reported as deferred outflows of resources and deferred inflows of resources related to the Pension Plan will be recognized in pension expense as follows:

Fiscal Year Ending September 30	Net Amortization
2021	\$ (118,192)
2022	(30,416)
2023	47,083
2024	53,715
2025	(4,749)
Thereafter	-
	\$ (52,559)

Actuarial Assumptions

The total pension liability in the June 30, 2020 actuarial valuation was determined using the following actuarial assumption, applied to all periods included in the measurement:

Valuation date	July 1, 2020
Measurement date	June 30, 2020
Inflation	2.40%
Salary increases	3.25%, average, including inflation
Investment rate of return	6.80%, net of pension plan investment expense, including inflation
Mortality	Generational PUB-2010 with Projection Scale MP-2018
Actuarial cost method	Individual Entry Age

City of Greenacres, Florida
Notes to the Financial Statements
September 30, 2020

8 – FLORIDA RETIREMENT SYSTEM (Continued)

Florida Retirement System Pension Plan (Continued)

Actuarial Assumptions (Continued)

The actuarial assumptions that determined the total pension liability as of June 30, 2020, were based on the results of an actuarial experience study for the period July 1, 2013 through June 30, 2018.

The long-term expected rate of return assumption of 6.80% consists of two building block components: 1) a real return of 4.30%, consistent with the capital market outlook model developed during 2020 by the outside investment consultant to the Florida State Board of Administration; and 2) a long-term average annual inflation assumption of 2.40% as adopted in October 2020 by the FRS Actuarial Assumption Conference. In the opinion of the FRS consulting actuary, Milliman, both components and the overall 6.80% return assumption were determined to be reasonable and appropriate per Actuarial Standards of Practice. The 6.80% reported investment return assumption differs from the 7.00% investment return assumption chosen by the 2020 FRS Actuarial Assumption Conference for funding policy purposes, as allowable under governmental accounting and reporting standards.

For reference, the table below contains a summary of Milliman’s assumptions for each of the asset classes in which the plan was invested at that time based on the long-term target asset allocation. Each asset class assumption is based on a consistent set of underlying assumptions and includes an adjustment for the inflation assumption. These assumptions are not based on historical returns, but instead are based on a forward-looking capital market economic model.

Asset Class	(1) Target Allocation	Annual Arithmetic Return	Compound Annual (Geometric) Return	Standard Deviation
Cash	1.0%	2.2%	2.2%	1.2%
Fixed Income	19.0%	3.0%	2.9%	3.5%
Global Equity	54.2%	8.0%	6.7%	17.1%
Real Estate	10.3%	6.4%	5.8%	11.7%
Private Equity	11.1%	10.8%	8.1%	25.7%
Strategic Investments	4.4%	5.5%	5.3%	6.9%
	<u>100.0%</u>			
Assumed Inflation - Mean			2.4%	1.7%

(1) As outlined in the Plan's investment policy

City of Greenacres, Florida
Notes to the Financial Statements
September 30, 2020

8 - FLORIDA RETIREMENT SYSTEM (Continued)

Florida Retirement System Pension Plan (Continued)

Discount Rate

The discount rate used to measure the total pension liability was 6.80%, which decreased from the discount rate of 6.90% as of June 30, 2019. The Pension Plan's fiduciary net position was projected to be available to make all projected future benefit payments of current active and inactive employees. Therefore, the discount rate for calculation the total pension liability is equal to the long-term expected rate of return.

Sensitivity of the City's Proportionate Share of the Net Position Liability to Changes in the Discount Rate

The following represents the City's proportionate share of the net pension liability calculated using the discount rate of 6.80%, as well as what the City's proportionate share of the net pension liability would be if it were calculated using a discount rate that is one percentage point lower (5.80%) or one percentage point higher (7.80%) than the current rate:

	1% Decrease	Current Discount Rate	1% Increase
	5.80%	6.80%	7.80%
City's net pension liability (asset)	\$ 2,727,863	\$ 1,708,297	\$ 856,751

Pension Plan Fiduciary Net Position

Detailed information regarding the Pension Plan's fiduciary net position is available in the separately issued FRS Pension Plan and Other State-Administered Systems Comprehensive Annual Financial Report.

Payables to the Pension Plan

As of September 30, 2020, the City reported a payable in the amount of \$18,426 for outstanding contributions to the Pension Plan required for the fiscal year ended September 30, 2020.

City of Greenacres, Florida
Notes to the Financial Statements
September 30, 2020

8 – FLORIDA RETIREMENT SYSTEM (Continued)

Retiree Health Insurance Subsidy Program (HIS Plan)

Plan Description

The HIS Plan is a cost-sharing multiple-employer defined benefit pension plan established under Section 112.363, Florida Statutes, and may be amended by the Florida legislature at any time. The benefit is a monthly payment to assist retirees of State-administered retirement systems in paying their health insurance costs and is administered by the Florida Department of Management Services, Division of Retirement.

Benefits Provided

For the fiscal year ended September 30, 2020, eligible retirees and beneficiaries received a monthly HIS payment of \$5 for each year of creditable service completed at the time of retirement, with a minimum HIS payment of \$30 and a maximum HIS payment of \$150 per month. To be eligible to receive these benefits, a retiree under a State-administered retirement system must provide proof of health insurance coverage, which may include Medicare.

Contributions

The HIS Plan is funded by required contributions from FRS participating employers as set by the Florida Legislature. Employer contributions are a percentage of gross compensation for all active FRS members. For the fiscal year ended September 30, 2020, the HIS contribution was 1.66%. The City contributed 100% of its statutorily required contributions for the current and preceding three years. HIS Plan contributions are deposited in a separate trust fund from which payments are authorized. HIS Plan benefits are not guaranteed and are subject to annual legislative appropriation. In the event legislative appropriation or available funds fail to provide full subsidy benefits to all participants, benefits may be reduced or cancelled.

The City's contributions to the HIS Plan totaled \$12,579 for the fiscal year ended September 30, 2020.

Pension Liabilities, Pension Expense, and Deferred Outflows of Resources and Deferred Inflows of Resources Related to Pensions

As of September 30, 2020, the City reported a liability of \$274,420 for its proportionate share of the HIS Plan's net pension liability. The net pension liability was measured as of June 30, 2020, and the total pension liability used to calculate the net pension liability was determined by an actuarial valuation as of July 1, 2020. The City's proportionate share of the net pension liability was based on the City's 2019-2020 fiscal year contributions relative to the 2019-2020 fiscal year contributions of all participating members. As of June 30, 2020, the City's proportionate share was 0.002247535%, which was a decrease of 0.00061701% from its proportionate share measured as of June 30, 2019.

City of Greenacres, Florida
Notes to the Financial Statements
September 30, 2020

8 – FLORIDA RETIREMENT SYSTEM (Continued)

Retiree Health Insurance Subsidy Program (HIS Plan) (Continued)

Pension Liabilities, Pension Expense, and Deferred Outflows of Resources and Deferred Inflows of Resources Related to Pensions (Continued)

For the fiscal year ended September 30, 2020, the City recognized pension revenue of \$56,813. The City also reported deferred outflows of resources and deferred in flows of resources related to pensions from the following sources:

Description	Deferred Outflows of Resources	Deferred Inflows of Resources
Difference between expected and actual experience	\$ 11,225	\$ 212
Change of assumptions	29,508	15,956
Net difference between projected and actual earnings on Pension Plan investments	219	-
Change in proportion and differences between City Pension Plan contributions and proportionate share of contributions	8,199	239,889
City Pension Plan contributions subsequent to the measurement date	2,971	-
Total	<u>\$ 52,122</u>	<u>\$ 256,057</u>

City of Greenacres, Florida
Notes to the Financial Statements
September 30, 2020

8 – FLORIDA RETIREMENT SYSTEM (Continued)

Retiree Health Insurance Subsidy Program (HIS Plan) (Continued)

Pension Liabilities, Pension Expense, and Deferred Outflows of Resources and Deferred Inflows of Resources Related to Pensions (Continued)

The deferred outflows of resources related to the HIS Plan, totaling \$2,971 resulting from City contributions to the HIS Plan subsequent to the measurement date, will be recognized as a reduction of the net pension liability in the fiscal year ended September 30, 2021. Other amounts reported as deferred outflows of resources and deferred inflows of resources related to the HIS Plan will be recognized in pension expense as follows:

Fiscal Year Ending September 30	Net Amortization
2021	\$ (65,201)
2022	(64,113)
2023	(50,964)
2024	(15,775)
2025	(4,004)
Thereafter	(6,849)
	\$ (206,906)

Actuarial Assumptions

The total pension liability in the July 1, 2020, actuarial valuation was determined using the following actuarial assumptions, applied to all periods included in the measurement:

Valuation date	July 1, 2020
Measurement date	June 30, 2020
Inflation	2.40%
Salary increases	3.25%, average, including inflation
Municipal bond rate	2.21%
Investment rate of return	N/A
Mortality	Generational PUB-2010 with Projection Scale MP-2018
Actuarial cost method	Individual Entry Age

The actuarial assumptions that determined the total pension liability as of June 30, 2020 were based on the results of an actuarial experience study for the period July 1, 2008 through June 30, 2013.

For the July 1, 2020 valuation date, the mortality assumptions changed from Generational RP-2000 with Projection Scale BB to Generational PUB-2010 with Projection Scale MP-2018.

City of Greenacres, Florida
Notes to the Financial Statements
September 30, 2020

8 – FLORIDA RETIREMENT SYSTEM (Continued)

Retiree Health Insurance Subsidy Program (HIS Plan) (Continued)

Discount Rate

The discount rate used to measure the total pension liability was 2.21%, which decreased from the discount rate of 3.50% as of June 30, 2019. In general, the discount rate for calculating the total pension liability is equal to the single rate equivalent to discounting at the long-term expected rate of return for benefit payments prior to the projected depletion date. Because the HIS benefit is essentially funded on a pay-as-you-go basis, the depletion date is considered to be immediate, and the single equivalent discount rate is equal to the municipal bond rate selected by the HIS Plan sponsor. The Bond Buyer General Obligation 20-Bond Municipal Bond Index was adopted as the applicable municipal bond index.

Sensitivity of the City’s Proportionate Share of the Net Position Liability to Changes in the Discount Rate

The following represents the City’s proportionate share of the net pension liability calculated using the discount rate of 2.21%, as well as what the City’s proportionate share of the net pension liability would be if it were calculated using a discount rate that is one percentage point lower (1.21%) or one percentage point higher (3.21%) than the current rate:

	1% Decrease		Current		1% Increase
	1.21%		Discount Rate		3.21%
			2.21%		
City's net pension liability (asset)	\$ 317,218	\$	274,420	\$	239,391

Pension Plan Fiduciary Net Position

Detailed information regarding the HIS Plan’s fiduciary net position is available in the separately issued FRS Pension Plan and Other State-Administered Systems Comprehensive Annual Financial Report.

Payables to the Pension Plan

At September 30, 2020, the City reported a payable in the amount of \$1,502 for outstanding contributions to the HIS Plan required for the fiscal year ended September 30, 2020.

City of Greenacres, Florida
Notes to the Financial Statements
September 30, 2020

9 – PUBLIC SAFETY OFFICERS’ AND FIREFIGHTERS’ RETIREMENT PLAN

The following brief description of the Plan is provided for general information purposes only. Participants should refer to the Plan documents for more complete information.

Basis of Accounting

The Plan’s financial statements are prepared using the accrual basis of accounting. Contributions from the Plan’s members are recognized as revenue in the period in which the contributions are due. Contributions from the City, as calculated by the Plan’s actuary, are recognized as revenue when due and when the City has made a formal commitment to provide the contributions. Expenses are recognized in the accounting period incurred, if measurable. Benefits and refunds are recognized when due and payable in accordance with the terms of the Plan.

Plan Description

Plan administration. The City of Greenacres Public Safety Officers’ and Firefighters’ Retirement Plan and Trust (the “Plan”) is a single employer defined benefit pension plan that provides pensions for all permanent, full-time public safety employees of the City (police officers and firefighters). The Plan was established by City Ordinance 96-35 effective January 1, 1996, and is also governed by Chapters 112, 175 and 185 of the Florida Statutes.

The Plan was amended on March 7, 2005 to shorten the vesting period, reduce the required employee contributions, reduce the City’s required contributions, and increase the on-behalf payments from the State of Florida. The amendments were enacted by Ordinances 2005-01 and 2005-02 adopted by the City Council and unanimously recommended by the Board of Trustees for the Plan. The Plan was also amended on May 5, 2008 to give firefighters and public safety officers participating in the City of Greenacres General Employees Retirement Plan a one-time option to become members of the Plan and buy back credited years of service. The amendment was enacted by Ordinance 2008-13 adopted by the City Council.

Management of the Plan is vested in Board of Trustees, which consists of five members – two full-time firefighters or police officers elected by a majority of the plan members, two City residents appointed by the City Council, and a fifth member chosen by the previous four members.

Benefits provided: Plan members who complete 6 or more years of credited service and attain age 55 or complete 25 years of credited service, regardless of age, are eligible for normal retirement benefits. Early retirement may be taken any time after vesting. Benefits vest after six years of credited service. The monthly retirement benefit is equal to the number of years of credited service multiplied by 3% of average final compensation. Average final compensation means 1/12 of the average annual compensation of the five best years of the last ten years of credited service prior to retirement. In the event of early retirement, benefits are reduced a maximum of 3% for each year before the normal retirement date.

City of Greenacres, Florida
Notes to the Financial Statements
September 30, 2020

9 – PUBLIC SAFETY OFFICERS’ AND FIREFIGHTERS’ RETIREMENT PLAN (Continued)

Plan Description (Continued)

Contributions: Funding for the Plan consists of contributions from members, the State of Florida, and the City. Plan members are required to contribute 4.0% of their annual covered compensation. The City is required to contribute the remaining amount to fund the Plan based on an actuarially determined rate recommended by an independent actuary. The actuarially determined rate is the estimated amount necessary to finance the costs of benefits earned by Plan members during the year. For the fiscal year ended September 30, 2020, the contribution rate was 28.24% percent of annual payroll for firefighters and 17.63% of annual payroll for public safety officers, reduced by funds received from the State of Florida pursuant to Chapters 175 and 185 of Florida Statutes. Plan provisions and contribution rates may be amended by the City Council based upon the recommendations of the Board of Trustees, subject to minimum requirements of Florida Statutes.

The Florida Constitution requires local governments to make the actuarially determined contribution. The Florida Division of Retirement reviews and approves each local government's actuarial report prior to its being appropriated for use for funding purposes.

On-Behalf Payments: Pursuant to Chapters 175 and 185 of the Florida Statutes, premium taxes on certain property and casualty insurance contracts written on City properties is collected by the State and is remitted to the Plan. This amount totaled \$603,632 for the fiscal year ended September 30, 2020. These consisted of \$257,944 for property insurance contracts for firefighters under Chapter 175 and \$345,688 for casualty insurance contracts for police officers under Chapter 185. For the fiscal year ended September 30, 2020, on-behalf payments in the amount of \$603,632 received from the state were recognized as an expenditure and revenue in the General Fund.

Contribution Reserve Account: The City and police officers have mutually agreed to utilize the Chapter 185 revenue as follows. The first \$170,000 of Chapter 185 revenue received each year shall be used to reduce the City's annual contribution to the Plan. The next \$57,400 of Chapter 185 revenue received above the first \$170,000 received each year shall be placed in a Contribution Reserve Account that may be used to cover shortfalls occasioned by lower than expected returns on investments, other actuarial losses, or to make up any shortfall resulting from Palm Beach County Sheriff's Office employer contributions to the Plan that are less than the required employer contribution amount, as determined by the City. The Contribution Reserve Account Shall be capped at a maximum amount of \$2,000,000. The next \$4,200 of Chapter 185 revenue above the first \$227,400 received each year shall be allocated to policer officers' share accounts. All annual Chapter 185 revenue in excess of \$231,600 shall be used to reduce the City's annual contribution to the Plan or be placed in the Contribution Reserve Account, as determined by the City. For the year ended September 30, 2020, excess Chapter 185 revenue in the amount of \$171,488 was placed in the Contribution Reserve Account, and as of September 30, 2020, the balance in the account was \$582,522.

City of Greenacres, Florida
Notes to the Financial Statements
September 30, 2020

9 – PUBLIC SAFETY OFFICERS’ AND FIREFIGHTERS’ RETIREMENT PLAN (Continued)

Plan Description (Continued)

Plan membership: As of October 1, 2019, pension plan membership consisted of the following:

Classification	Firefighters	Police Officers	Total
Inactive plan members or beneficiaries currently receiving benefits	2	6	8
Inactive plan members or beneficiaries entitled to but not yet receiving benefits	14	20	34
Active Plan members	49	23	72
	<u>65</u>	<u>49</u>	<u>114</u>

Share Plan: Included in the Plan is the amount of insurance premium taxes the City may use to supplement its actuarially determined contributions to the Plan, which is capped at \$330,796 (\$160,796 for firefighters and \$170,000 for police officers). Insurance premium taxes in excess of that amount may be used only to purchase additional benefits. To comply with this requirement, a separate defined contribution Share Plan was established on February 6, 2012. For the fiscal year ended September 30, 2020, excess premium taxes of \$97,148 were deposited into the Share Plan for firefighters and \$4,200 were deposited into the Share Plan for public safety officers. See Note 10.

Financial Reporting

Under GASB Codification Pe5: *Pension Plans Administered Through Trusts That Meet Specified Criteria-Defined Benefit*, if a portion of the assets of a defined benefit pension plan is accumulated solely for the payment of benefits to certain classes or groups of plan members and the portion of assets may not legally be used to pay benefits to other classes or groups of plan members, a separate defined benefit pension plan should be reported for that portion of the total assets.

Management of the Plan in consultation with the Plan’s legal counsel have determined that a portion of the assets of the Plan have been accumulated solely for the payment of benefits of the Firefighter members and may not legally be used to pay benefits of Public Safety Officer members. They have also determined that a portion of the assets of the Plan have been accumulated solely for the payments of benefits for the Public Safety Officer members and may not legally be used to pay benefits of Firefighter members. Consequently, separate defined benefit pension plans are reported for the Firefighters and Public Safety Officers.

Investments

Investments of the Plan are reported at fair value. Net appreciation in fair value of investments includes realized and unrealized gains and losses.

City of Greenacres, Florida
Notes to the Financial Statements
September 30, 2020

9 – PUBLIC SAFETY OFFICERS’ AND FIREFIGHTERS’ RETIREMENT PLAN (Continued)

Rate of Return: For the year ended September 30, 2020, the annual money-weighted rate of return on pension plan investments, net of pension plan investment expense, was 7.29 percent for the Firefighters’ Pension Plan and 7.15 percent for the Public Safety Officers’ Pension Plan. The money-weighted rate of return expresses investment performance, net of investment expense, adjusted for the changing amounts actually invested. Inputs to the money-weighted rate of return calculation are determined on a monthly basis.

Long-term Expected Rate of Return: The long-term expected rates of return on classes of pension plan investments were developed by the investment consultant Asset Consulting Group (ACG) using Monte Carlo Simulations to analyze a range of possible outcomes and assist in making educated investment decisions. The output of the Monte Carlo Simulation is based on ACG’s capital market assumptions that are derived from proprietary models based upon well-recognized financial principles and reasonable estimates about relevant future market conditions. The long-term expected rate of return was calculated by weighting the expected future real rates of return of each asset class by the target asset allocation percentage and by adding expected inflation. Best estimates of arithmetic real rates of return for each major asset class included in the pension plan’s target asset allocation as of September 30, 2020 are summarized in the following table:

Asset Class	Target Allocation	Expected Long-Term Real Return	Weighted Average Return
U.S. large cap equity	39%	4.60%	1.79%
Core plus	10%	2.10%	0.21%
U.S. small cap equity	13%	5.50%	0.71%
Core bonds	10%	1.60%	0.16%
Non-U.S. equity	18%	6.70%	1.21%
Core real estate	10%	5.00%	0.50%
Total	<u>100%</u>		<u>4.58%</u>
Add estimated long-term rate of inflation			<u>2.92%</u>
Estimated long-term rate of return			<u>7.50%</u>

Discount Rate

The discount rate used to measure the total pension liability for Firefighters’ Pension Plan and the Public Safety Officers’ Pension Plan was 7.50 percent. The projection of cash flows used to determine the discount rate assumed that plan member contributions will be made at the current contribution rate and that City contributions will be made at rates equal to the difference between actuarially determined contribution rates and the member rate. Based on those assumptions, the pension plan’s fiduciary net position was projected to be available to make all projected future benefit payments of current plan members. Therefore, the long-term expected rate of return on pension plan investments was applied to all periods of projected benefit payments to determine the total pension liability.

City of Greenacres, Florida
Notes to the Financial Statements
September 30, 2020

9 – PUBLIC SAFETY OFFICERS’ AND FIREFIGHTERS’ RETIREMENT PLAN (Continued)

Net Pension Liability - Firefighters

The components of the City’s net pension liability as of September 30, 2020 were as follows:

Description	Total Pension Liability	Fiduciary Net Position	Net Pension Liability
Balance September 30, 2019	\$ 18,091,450	\$ (18,157,232)	\$ (65,782)
Changes due to:			
Service cost	341,525	--	341,525
Expected interest growth	1,376,757	(1,406,406)	(29,649)
Unexpected investment income	--	46,947	46,947
Demographic experience	683,202	--	683,202
Employer contributions	--	(1,177,617)	(1,177,617)
Employee contributions	--	(162,150)	(162,150)
Benefit payments and refunds	(90,289)	90,289	--
Administrative expenses	--	37,886	37,886
Change in benefit terms	--	--	--
Assumption changes	--	--	--
Total changes	<u>2,311,195</u>	<u>(2,571,051)</u>	<u>(259,856)</u>
Balance September 30, 2020	<u>\$ 20,402,645</u>	<u>\$ (20,728,283)</u>	<u>\$ (325,638)</u>

Net Pension Liability – Public Safety Officers

The components of the City’s net pension liability as of September 30, 2020 were as follows:

Description	Total Pension Liability	Fiduciary Net Position	Net Pension Liability
Balance September 30, 2019	\$ 17,819,296	\$ (20,527,351)	\$ (2,708,055)
Changes due to:			
Service cost	287,191	--	287,191
Expected interest growth	1,350,820	(1,570,605)	(219,785)
Unexpected investment income	--	88,971	88,971
Demographic experience	1,235,931	--	1,235,931
Employer contributions	--	(923,050)	(923,050)
Employee contributions	--	(103,255)	(103,255)
Benefit payments and refunds	(144,635)	144,635	--
Administrative expenses	--	38,324	38,324
Change in benefit terms	--	--	--
Assumption changes	--	--	--
Total changes	<u>2,729,307</u>	<u>(2,324,980)</u>	<u>404,327</u>
Balance September 30, 2020	<u>\$ 20,548,603</u>	<u>\$ (22,852,331)</u>	<u>\$ (2,303,728)</u>

City of Greenacres, Florida
Notes to the Financial Statements
September 30, 2020

9 – PUBLIC SAFETY OFFICERS’ AND FIREFIGHTERS’ RETIREMENT PLAN (Continued)

Sensitivity of the Net Pension Liability to Changes in the Discount Rate

The following presents the net pension liability of the City, calculated using the discount rate of 7.50 percent, as well as what the City's net pension liability would be if it were calculated using a discount rate that is 1-percentage-point lower (6.50 percent) or 1-percentage-point higher (8.50 percent) than the current rate:

Class of Employees	1% Decrease 6.50%	Current Discount Rate 7.50%	1% Decrease 8.50%
Firefighters	\$ 3,767,032	\$ (325,638)	\$ (3,513,639)
Public Safety Officers	1,688,156	(2,303,728)	(5,406,652)

As of September 30, 2020, the City reported net pension assets of \$325,638 and \$2,303,728 for the Firefighters’ Retirement Plan and Public Safety Officers’ Retirement Plan, respectively. The liability was measured as of September 30, 2020 and the total pension liability used to calculate the net pension asset was determined by an actuarial valuation as of October 1, 2019.

Deferred Outflows of Resources, Deferred Inflows of Resources, and Pension Expense - Firefighters

For the fiscal year ended September 30, 2020, the City recognized pension expense of \$839,549 for the Firefighters’ Retirement Plan. In addition, the City reported deferred outflows of resources and deferred inflows of resources related to the Firefighters’ Retirement Plan from the following sources:

Description	Deferred Outflows Of Resources	Deferred Inflows Of Resources
Balance September 30, 2019	\$ 4,208,503	\$ 468,838
Changes due to:		
Amortization of payments	(877,836)	(225,899)
Investment gain/loss	46,947	--
Demographic gain/loss	683,202	--
Change of assumptions	--	--
Total changes	<u>(147,687)</u>	<u>(225,899)</u>
Balance September 30, 2020	<u>\$ 4,060,816</u>	<u>\$ 242,939</u>

City of Greenacres, Florida
Notes to the Financial Statements
September 30, 2020

9 – PUBLIC SAFETY OFFICERS’ AND FIREFIGHTERS’ RETIREMENT PLAN (Continued)

Deferred Outflows of Resources, Deferred Inflows of Resources, and Pension Expense – Firefighters (Continued)

The amounts reported as deferred outflows of resources and deferred inflows of resources related to the Firefighters’ Retirement Plan will be recognized in pension expense as follows:

<u>Fiscal Year Ending September 30</u>	<u>Net Amortization</u>
2021	\$ 672,802
2022	839,931
2023	877,836
2024	588,499
2025	403,804
Thereafter	435,005
	<u>\$ 3,817,877</u>

Deferred Outflows of Resources, Deferred Inflows of Resources, and Pension Expense – Public Safety Officers

For the fiscal year ended September 30, 2020, the City recognized pension expense of \$855,918 for the Police Officers’ Retirement Plan. In addition, the City reported deferred outflows of resources and deferred inflows of resources related to the Public Safety Officers’ Retirement Plan from the following sources:

<u>Description</u>	<u>Deferred Outflows Of Resources</u>	<u>Deferred Inflows Of Resources</u>
Balance September 30, 2019	\$ 3,181,101	\$ 944,127
Changes due to:		
Amortization of payments	(1,306,408)	(452,965)
Investment gain/loss	88,971	--
Demographic gain/loss	1,235,931	--
Change of assumptions	--	--
Total changes	<u>18,494</u>	<u>(452,965)</u>
Balance September 30, 2020	<u>\$ 3,199,595</u>	<u>\$ 491,162</u>

City of Greenacres, Florida
Notes to the Financial Statements
September 30, 2020

9 – PUBLIC SAFETY OFFICERS’ AND FIREFIGHTERS’ RETIREMENT PLAN (Continued)

Deferred Outflows of Resources, Deferred Inflows of Resources, and Pension Expense – Police Officers (Continued)

The amounts reported as deferred outflows of resources and deferred inflows of resources related to the Public Safety Officers’ Retirement Plan will be recognized in pension expense as follows:

Fiscal Year Ending September 30	Net Amortization
2021	\$ 880,585
2022	1,059,870
2023	699,796
2024	68,182
2025	-
Thereafter	-
	<u>\$ 2,708,433</u>

Significant Actuarial Assumptions

The total pension liability was determined by an actuarial valuation as of October 1, 2019 using the following significant actuarial assumptions and other inputs:

Measurement date	September 30, 2020
Valuation date	October 1, 2019
Asset valuation method	Fair Value
Expected long-term real rate of return on investments	4.58%
Inflation	2.92%
Discount rate	7.50% (2.92% is attributable to inflation) This rate was used to discount all future benefit payments
Salary increases:	8.00% for employees with less than one year of service, 7.00% for employees with one to two years of service, 6.00% for employees with two to three years of service, 5.50% for employees with three to four years of service, 5.00% per annum for employees with at least four years of service
Cost-of-living increase	3.00%
Mortality:	Sex-distinct rates set forth in the RP-2000 Blue Collar Mortality Table, with full generational improvements in mortality using scale BB.
Retirement:	15% are assumed to retire during each of the three years prior to normal retirement age, 40% are assumed to retire at normal retirement age, 20% are assumed to retire during the two years after normal retirement age, and 100% are assumed to retire three years after normal retirement age; no retirements are assumed prior to age 45.

City of Greenacres, Florida
Notes to the Financial Statements
September 30, 2020

9 – PUBLIC SAFETY OFFICERS’ AND FIREFIGHTERS’ RETIREMENT PLAN (Continued)

The Public Safety Officers’ and Firefighters’ Retirement Plan does not issue a separate financial report. The Plan’s financial statements are presented below.

Statement of Net Position
September 30, 2020

	Firefighters' Plan	Public Safety Officers' Plan	Share Plan	Total Pension Plans
Assets				
Cash and cash equivalents	\$ 103,641	\$ 114,138	\$ 10,573	\$ 228,352
Investments in external investment pool				
Broad market high quality bond fund	1,865,545	2,054,484	190,311	4,110,340
Core plus fixed income portfolio	1,969,187	2,168,621	200,884	4,338,692
Diversified large cap portfolio	8,477,868	9,336,486	864,858	18,679,212
Diversified small to mid cap portfolio	2,611,764	2,876,277	266,435	5,754,476
International equity	3,917,646	4,314,415	399,653	8,631,714
Core real estate	1,782,632	1,963,173	181,853	3,927,658
Contributions receivable	--	24,737	--	24,737
Total assets	<u>20,728,283</u>	<u>22,852,331</u>	<u>2,114,567</u>	<u>45,695,181</u>
Net position restricted for pensions	<u>\$ 20,728,283</u>	<u>\$ 22,852,331</u>	<u>\$ 2,114,567</u>	<u>\$ 45,695,181</u>

Statement of Changes in Net Position
September 30, 2020

	Firefighters' Plan	Public Safety Officers' Plan	Share Plan	Total Pension Plans
Additions				
Contributions				
Employer	\$ 1,016,821	\$ 599,837	\$ --	\$ 1,616,658
Plan members	162,150	107,401	--	269,551
State on-behalf payments	160,796	341,488	101,348	603,632
Total Contributions	<u>1,339,767</u>	<u>1,048,726</u>	<u>101,348</u>	<u>2,489,841</u>
Investment income				
Net increase in fair value of investments	<u>1,359,459</u>	<u>1,481,634</u>	<u>134,379</u>	<u>2,975,472</u>
Total Additions	<u>2,699,226</u>	<u>2,530,360</u>	<u>235,727</u>	<u>5,465,313</u>
Deductions				
Benefits paid and refunds of member contributions	90,289	144,635	46,838	281,762
Administrative expense	37,886	38,324	1,996	78,206
Total Deductions	<u>128,175</u>	<u>182,959</u>	<u>48,834</u>	<u>359,968</u>
Net Increase	2,571,051	2,347,401	186,893	5,105,345
Net Position - Beginning	<u>18,157,232</u>	<u>20,504,930</u>	<u>1,927,674</u>	<u>40,589,836</u>
Net Position - Ending	<u>\$ 20,728,283</u>	<u>\$ 22,852,331</u>	<u>\$ 2,114,567</u>	<u>\$ 45,695,181</u>

City of Greenacres, Florida
Notes to the Financial Statements
September 30, 2020

10 – DEFINED BENEFIT PENSION PLAN SUMMARY DATA

The following table provides a summary of significant information related to the City's defined benefit pension plans for the year ended September 30, 2020. The information for the Florida Retirement System Pension Plan and the Florida Retirement System Health Insurance Subsidy Program are the City's proportionate share of the items.

Description	Florida Retirement System Pension Plan	Florida Retirement System HIS Program	Public Safety Officers' Pension Plan	Firefighters' Pension Plan	Total
Total pension liability	\$ 8,076,483	\$ 282,922	\$ 20,548,603	\$ 20,402,645	\$ 49,310,653
Plan fiduciary net position	6,368,186	8,502	22,852,331	20,728,283	49,957,302
Net pension liability (asset)	1,708,297	274,420	(2,303,728)	(325,638)	(646,649)
Deferred outflows of resources	548,238	52,122	3,199,595	4,060,816	7,860,771
Deferred inflows of resources	568,063	256,057	491,162	242,939	1,558,221
Pension expense (revenue)	110,768	(56,813)	855,918	839,549	1,749,422

11 – PUBLIC SAFETY OFFICERS' AND FIREFIGHTERS' SHARE PLAN

The Public Safety Officers' and Firefighters' Share Plan is single employer defined contribution pension plan. In a defined contribution plan, the pension benefits a participant will receive depend only on the amount contributed to the participant's account, earnings on investments of these contributions, and forfeitures of other participants' benefits that may be allocated to the participant's account. As discussed in Note 9, premium taxes on certain insurance contracts written on properties located within the City are collected by the State and remitted to the Public Safety Officers' and Firefighters' Retirement Plan. Annual premium taxes in excess of \$330,796 are used to fund the Share Plan. The City and Plan members do not make contributions to the Share Plan. For the fiscal year ended September 30, 2020, premium taxes of \$81,865 were deposited into the Share Plan for firefighters and \$4,200 were deposited into the Share Plan for public safety officers. The Share Plan does not issue a standalone financial report.

Plan benefits are allocated to participants based upon their service during the year and the level of funding received during the year. Participants are fully vested with at least six years of credited service in the Plan. All benefits are paid in a lump sum format where participants may also elect not to withdraw or to partially withdraw, his or her retirement funds.

For the fiscal year ended September 30, 2020, the City did not recognize any pension expense for the Share Plan and had no liability to the plan as of the fiscal year end.

City of Greenacres, Florida
Notes to the Financial Statements
September 30, 2020

12 – GENERAL EMPLOYEES’ RETIREMENT PLAN

The City of Greenacres General Employees’ Retirement Plan is a single employer defined contribution pension plan. Defined contribution plans have terms that specify how contributions to an individual’s account are to be determined rather than the amount of pension benefits the individual is to receive. In a defined contribution plan, the pension benefits a participant will receive depend only on the amount contributed to the participant’s account, earnings on investments of these contributions, and forfeitures of other participants’ benefits that may be allocated to the participant’s account. Under the terms of the Plan agreement, all forfeitures are credited to the City. Because the City does not hold or administer funds for the Plan, the Plan does not meet the criteria for inclusion in the City’s financial statements as a fiduciary fund. The Plan does not issue a standalone financial report.

The City’s plan establishes two accounts, or plans; a 401(a) plan into which the City makes pension contributions on behalf of the employees, and a 457(b) (a deferred compensation plan) plan for the employees to make voluntary contributions to supplement their pensions. Vesting applies only to the 401(a) plan, as described below. Employee contributions to the 457(b) plan are completely owned by the employees.

The City is required to contribute 5% of annual covered payroll to the 401(a) plan. Plan members may make voluntary contributions to the 457(b) plan of amounts up to 100% of compensation, including bonuses and overtime, up to the maximum annual contribution allowed by law. If the City makes matching contributions, the matching contributions in a plan year will be 100% of each member’s contributions up to 2.5% of the member’s compensation.

Vesting of the City’s contributions in the 401(a) plan commences after two years of certified service, with 20% vesting in year two and 20% each year thereafter until fully vested after six years. If an employee terminates before becoming fully vested, forfeited amounts will be used to reduce future City contributions. Certified service begins upon an eligible employee successfully completing six (6) months of service. Plan provisions and contribution requirements are established and may be amended by the City Council. The plan administrator is the Florida League of Cities.

For the fiscal year ended September 30, 2020, the City recognized pension expense of \$279,483 for the General Employees’ Retirement Plan and had no liability to the plan as of the fiscal year end. Forfeitures totaled \$1,809 for the fiscal year.

13 – OTHER POST EMPLOYMENT BENEFITS (OPEB)

Plan Description

The City provides an optional single employer defined benefit post-employment healthcare plan to eligible individuals. The plan allows its employees and their beneficiaries, at their own cost and until the age of 65, to continue to obtain health, dental and other insurance benefits upon retirement. After the age of 65, retirees and their beneficiaries may continue to health benefits only as supplemental insurance to Medicare. The benefits of the plan conform with Florida Statutes, which are the legal authority for the plan. The plan has no assets and does not issue a separate financial report.

City of Greenacres, Florida
Notes to the Financial Statements
September 30, 2020

13 – OTHER POST EMPLOYMENT BENEFITS (OPEB) (Continued)

Contributions

The City does not directly make contributions to the plan on behalf of retirees. Retirees and their beneficiaries pay the same group rates as are charged to the City for active employees by its healthcare provider. However, the City’s actuaries, in their actuarial valuation, calculate an offset to the cost of these benefits as an Employer Contribution, based upon an implicit rate subsidy. This offset equals the total age-adjusted costs paid by the City or its active employees for coverage of the retirees and their dependents for the year net of the retiree’s own payments for the year.

Plan Membership

The following table provides a summary of the participants in the plan as of September 30, 2018, the latest valuation date:

Inactive plan members or beneficiaries currently receiving benefits	4
Inactive plan members or beneficiaries entitled to but not yet receiving benefits	
Active plan members	<u>128</u>
	<u>132</u>

Discount Rate

The City does not have a dedicated trust to pay retiree healthcare benefits. For plans that do not have assets held in a dedicated trust, the discount rate should equal the tax-exempt municipal bond rate based on an index of 20-year general obligation bonds with an average AA credit rating as of the measurement date. As of the measurement date of September 30, 2019, the municipal bond rate was 2.75% based on the daily rate of Fidelity’s 20-Year Municipal General Obligation AA Index closest to but not later than the measurement date. The discount rate as of the beginning of the measurement year was 3.83%.

Total OPEB Liability

Description	Total OPEB Liability
Balance September 30, 2019	\$ 853,921
Changes due to:	
Service cost	95,046
Interest on the total OPEB liability	35,876
Difference between expected and actual experience	--
Change of assumptions and other inputs	97,034
Benefit payments	<u>(24,510)</u>
Total changes	<u>203,446</u>
Balance September 30, 2020	<u>\$ 1,057,367</u>

City of Greenacres, Florida
Notes to the Financial Statements
September 30, 2020

13 – OTHER POST EMPLOYMENT BENEFITS (OPEB) (Continued)

Actuarial Methods and Assumptions

Significant methods and assumptions were as follows:

Valuation date	September 30, 2018
Measurement date	September 30, 2019
Actuarial cost method	Entry Age Normal
Inflation	2.25%
Discount rate	2.75% per annum
Salary increases	3.7% - 7.8% General Employees in FRS 5.0% General Employees in 401(a) Plan 5.0% - 8.0% Firefighters
Retirement age	General Employees in FRS: retirement rates used for Regular Class members in the July 1, 2018 actuarial valuation of the FRS for General Employees in the FRS. General Employees in 401(a) Plan: 100% at first eligibility. Firefighters: retirement rates based on the applicable pension valuation.
Mortality Tables	Generational RP-2000 with Projection Scale BB
Healthcare cost trend rates	10.00% for 2019, 6.50% for 2020 trending to ultimate rate of 4.71%
Aging factors	Based on the 2013 SOA Study "Health Care Costs – From Birth to Death"
Expenses	Administrative expenses included in per capita health costs

Changes in Assumptions

The discount rate was changed from 3.83% as of the beginning of the measurement period to 2.75% as of September 30, 2019. The medical claims costs and premiums were updated based on actual premium information. The healthcare costs trend assumption was revised to reflect a change in the assumed load to model the expected costs of the excise tax, from 0.49% beginning in 2022 to 0.47% beginning in 2024. These changes are reflected in the schedule of changes in total OPEB liability. There were no benefit changes during the year.

City of Greenacres, Florida
Notes to the Financial Statements
September 30, 2020

13 – OTHER POST EMPLOYMENT BENEFITS (OPEB) (Continued)

Sensitivity of the Total OPEB Liability to Changes in the Discount Rate

The following table presents the total OPEB liability of the City calculated using the single discount rate of 2.75% as well as what the City's total OPEB liability would be if it were calculated using a discount rate one percentage point lower or one percentage point higher than the current rate.

Discount Rate Sensitivity	1% Decrease 1.75%	Current Discount Rate 2.75%	1% Increase 3.75%
Total OPEB liability	\$ 1,157,175	\$ 1,057,367	\$ 967,272

Sensitivity of the Total OPEB Liability to Changes in the Healthcare Trend Rates

The following table presents the total OPEB liability of the City calculated using the assumed trend rates (10.00% decreasing to 4.71%) as well as what the City's total OPEB liability would be if it were calculated using a trend rate that is one percentage point lower or one percentage point higher than the assumed trend rates.

Healthcare Trend Rate Sensitivity	1% Decrease	Current Healthcare Trend Rate Assumption	1% Increase
Total OPEB liability	\$ 914,481	\$ 1,057,367	\$ 1,229,379

Deferred Outflows of Resources, Deferred Inflows of Resources, and OPEB Expense

For the year ended September 30, 2020, the City recognized OPEB expense of \$124,108. As of September 30, 2020, the City reported deferred outflows of resources and deferred inflows of resources related to OPEB from the following sources:

Description	Deferred Outflows Of Resources	Deferred Inflows Of Resources
Difference between expected and actual experience	\$ 58,209	\$ --
Change of assumptions	87,965	191,651
Benefits paid after the measurement date	40,234	--
	\$ 186,408	\$ 191,651

City of Greenacres, Florida
Notes to the Financial Statements
September 30, 2020

13 – OTHER POST EMPLOYMENT BENEFITS (OPEB) (Continued)

Deferred Outflows of Resources, Deferred Inflows of Resources, and OPEB Expense (Continued)

The deferred outflows of resources related to benefits paid after the measurement date will be recognized in OPEB expense in the fiscal year ended September 30, 2020. Other amounts reported as deferred outflows of resources and deferred inflows of resources will be recognized in OPEB expense as follows:

Fiscal Year Ending September 30	Net Amortization
2021	\$ (6,814)
2022	(6,814)
2023	(6,814)
2024	(6,814)
2025	(6,814)
Thereafter	(11,407)
	\$ (45,477)

14 – RISK MANAGEMENT

The City is exposed to various risks of loss related to torts; theft of, damage to, and destruction of assets; errors and omissions; injuries to employees; and natural disasters. The City continues to purchase insurance through the Florida Municipal Insurance Trust, a non-assessable pool, and commercial sources to cover the various risks. Retention of risks is limited to excess of those that are insured, those risks that are uninsurable, and deductibles ranging from \$100 to \$500 per occurrence. As a member of the Florida Municipal Insurance Trust with the Florida League of Cities, the responsibility of the City is to pay those premiums charged by the non-assessable pool for property, liability and workers compensation coverages. The pool is responsible for paying all claims incurred by the City, less deductibles ranging from \$100 to \$500. The City may terminate the membership based on a 60 days notice to the pool. All pool policies are on an occurrence basis.

Major uninsurable risks include damage to infrastructure assets. Since the amount of loss cannot be reasonably estimated and the likelihood of occurrence is not determinable, no provision for losses is reflected in the financial statements. There have been no reductions in insurance coverage from the coverage in the prior year. There were no settled claims which exceeded insurance coverage during the past three fiscal years.

Florida Statutes limit the City's maximum loss for most liability claims to \$200,000 per person and \$300,000 per occurrence under the doctrine of Sovereign Immunity. However, under certain circumstances, a plaintiff can seek to recover damages in excess of statutory limits by introducing a claims bill to the Florida Legislature. The limits addressed in Florida Statutes do not apply to claims filed in federal courts.

City of Greenacres, Florida
Notes to the Financial Statements
September 30, 2020

15 – OPERATING LEASES

Old City Hall

In December 2008, the City entered into a lease agreement with the Palm Beach County Health Department administered by the Florida Department of Management Services) to lease the old City Hall facility located at 5985 10th Avenue North. The term of the lease was for a 5-year period commencing on December 1, 2008, with an option to renew for an additional 5-year term. On December 1, 2013, the Health Department exercised its option to renew the lease. The Health Department has the right to terminate the lease without penalty in the event a State-owned building becomes available for occupancy, upon giving six months written notice to the City. Total lease payments received under the lease during the fiscal year ended September 30, 2020 were \$236,900. As of September 30, 2020, the cost of the land and building under the operating lease was \$1,354,218 and accumulated depreciation on the property was \$921,199.

Cellular Telephone Towers

The City has entered into lease agreements with four cellular telephone companies to lease land for cellular telephone towers. The terms of the leases were for 5-year periods. The rent was prepaid for all the leases and the unearned amounts are reported as deferred inflows of resources in the Reconstruction and Maintenance Capital Projects Fund and the Statement of Activities. For the year ended September 30, 2020, the City recognized revenue of \$291,842 pursuant to the leases. As of September 30, 2020, the City reported unearned revenue in the amount of \$887,842 related to the leases. As of September 30, 2020, the cost of the land under the operating leases was \$5,378.

As of September 30, 2020, the future minimum rentals under the noncancelable leases are as follows:

Fiscal Year Ending September 30	Future Minimum Rentals
2021	\$ 291,842
2022	291,842
2023	198,984
2024	<u>105,174</u>
	<u>\$ 887,842</u>

16 – CONTINGENT LIABILITIES

Grants

Grant monies received and disbursed by the City are for specific purposes and may be subject to audit by the grantor agencies. Such audits may result in requests for reimbursements due to disallowed expenditures or other actions by grantor agencies. The City does not believe that such disallowances or other actions taken by the grantor agencies, if any, would have a material adverse effect on the financial position of the City.

City of Greenacres, Florida
Notes to the Financial Statements
September 30, 2020

17 – INTERLOCAL AGREEMENT – PALM BEACH COUNTY SHERIFFS OFFICE

In August 2015, the City entered into an agreement with the Palm Beach County Sheriff's Office (PBSO) for the provision of law enforcement services to the City. The agreement is for a ten-year term beginning February 1, 2016 and ending January 31, 2026. The City or the PBSO may terminate the agreement with or without cause upon written notice to the other party. Written notice shall be delivered by June 30, of any given year for termination to be effective on October 1, of that year.

Under the terms of the agreement, the City was required to pay the PBSO \$8,982,729 for services during the year beginning February 1, 2016 and ending January 31, 2017 plus the cost of any third-party agreements requested by the City related to the performance of the agreement, including additional crime scene analysis and audit functions as determined to be necessary and approved by the City. For future contract years, the PBSO shall provide to the City a proposed costing for renewal of law enforcement services no later than May 31st prior to each fiscal year through the term of the agreement. However, for contract years beginning in 2017, 2018, 2019, 2020, and 2021, the annual increase shall not exceed 7%. The parties shall meet on or about February 1, 2021, to negotiate a cap to any increase in contract price for contract years beginning 2022 and thereafter. For the fiscal year ended September 30, 2020, the City paid \$9,967,197 pursuant to the agreement. The contract amount for the fiscal year ending September 30, 2021 is \$10,169,449.

18 – INTERLOCAL AGREEMENT – CITY OF ATLANTIS FIRE PROTECTION AND EMS

In May 2012, the City of Greenacres (Greenacres) entered into an interlocal agreement with the City of Atlantis (Atlantis) for the provision of fire protection and emergency medical services to Atlantis. The agreement became effective on October 1, 2012 and is for a period of five years ending on September 30, 2017. Thereafter, the agreement shall automatically renew for an additional five-year period, without further action by the parties, unless either party shall notify the other in writing on or before March 1st of any year prior to the final year of its intent not to renew. The agreement shall not be terminated by either party, at any time during its term or any renewal thereof, unless either party shall default on any of its material obligations and fail to cure the default in accordance with the agreement. The agreement may be terminated for good cause only in the event of breach of its terms or in the event of breach of its terms or in the event of the inability of Greenacres to provide the specified services.

In consideration of the services provided, Atlantis shall pay Greenacres an annual service fee in twelve equal monthly payments due on or before the first business day of each month. The annual service fee shall be adjusted annually effective October 1st of each succeeding year. The adjustment will be based on the percent change as reflected in the United States Department of Labor, Consumer Price Index (CPI) for All Urban Consumers, All Items, for the Miami-Fort Lauderdale area, from February of the prior year to February of the current year, or four percent, whichever is greater. For the year ended September 30, 2020, Greenacres received payments in the amount of \$904,704 pursuant to the agreement. The contract amount for the year ending September 30, 2020 is \$940,892.

City of Greenacres, Florida
Notes to the Financial Statements
September 30, 2020

19 – COMMITMENTS

As of September 30, 2020, the City had the following significant contractual commitments:

Project	Contract Amount	Amount Completed	Amount to Complete
Park Improvements	\$ 244,004	\$ 42,528	\$ 201,476
Public Safety Headquarters Renovation	202,513	48,299	154,214
Median Improvements	893,322	768,577	124,745
Sidewalk Improvements	86,500	31,287	55,213
Lake Drainage Improvements	99,750	71,971	27,779
	<u>\$ 1,526,089</u>	<u>\$ 962,662</u>	<u>\$ 563,427</u>

Significant encumbrances as of September 30, 2020 are as follows:

Major funds:

General Fund	\$ 120,760
New Growth Capital Projects Fund	105,331
Parks and Recreation Capital Projects Fund	24,582
Reconstruction and Maintenance Capital Projects Fund	167,527
Infrastructure Surtax Capital Projects Fund	604,425

20 – CONTINGENCY

On January 30, 2020, the World Health Organization (WHO) announced a global health emergency because of a new strain of coronavirus originating in Wuhan, China (the COVID-19 outbreak) and the risks to the international community as the virus spreads globally beyond its point of origin. In March 2020, the WHO classified the COVID-19 outbreak as a pandemic, based on the rapid increase in exposure globally. As a result of worldwide reporting of COVID-19 infections, certain national, state, and local governmental authorities have issued stay-at-home orders, proclamations and/or directives aimed at minimizing the spread of COVID-19.

Additionally, more restrictive proclamations and/or directives may be issued in the future. As a result, certain internal operations, communications, and administrative operations of the Town have been disrupted. In addition to implementing protective guidelines and protocols, the Town considered and implemented preventative and protection measures recommended by the Centers for Disease Control and Prevention (CDC) aimed at providing a safe environment for Town personnel during the course of the COVID-19 pandemic.

City of Greenacres, Florida
Notes to the Financial Statements
September 30, 2020

20 – CONTINGENCY (Continued)

The ultimate impact of the COVID-19 pandemic on the Town's operations is unknown and will depend on future developments, which are highly uncertain and cannot be predicted with confidence, including the duration of the COVID-19 outbreak, new information which may emerge concerning the severity of the COVID-19 pandemic, and any additional preventative and protective actions that other governments or agencies may direct, which may result in an extended period of operational disruption. Any resulting financial impact cannot be reasonably estimated at this time but could be anticipated to have a material adverse impact on the Town's operations, financial position, and results of operations for fiscal year 2021.

21 – PRIOR PERIOD ADJUSTMENT

As discussed in Note 9, the Public Safety Officers' and Firefighter's Retirement Plan is a single defined benefit pension plan. However, because a portion of the assets of the Plan have been accumulated solely for the payment of benefits to certain classes or groups of Plan members, separate defined benefit pension plans should be reported for the Public Safety Officers and Firefighters. In prior years, the Plan was reported as a single plan. Effective October 1, 2019, separate plans are reported.

The beginning net position of the Governmental Activities in the entity-wide Statement of Net Position has been restated to record a prior period adjustment to correct the City's reporting for the retirement plans. A reconciliation of the prior period ending net position to the current year beginning net position is as follows:

Net position - September 30, 2019, as reported	\$49,814,941
Adjustment to correct pensions	<u>(796,521)</u>
Net position – September 30, 2019, as restated	<u>\$49,018,420</u>

The above adjustment decreased the change in net position \$150,800 for the prior year and \$195,650 for the current year.

**REQUIRED SUPPLEMENTARY INFORMATION
(OTHER THAN MANAGEMENT'S
DISCUSSION AND ANALYSIS)**

City of Greenacres, Florida
Required Supplementary Information
Schedule of Revenues, Expenditures, and Changes
in Fund Balance - Budget and Actual
General Fund
For the Fiscal Year Ended September 30, 2020

	Original Budget	Final Budget	Actual	Variance with Final Budget Positive (Negative)
Revenues				
Taxes:				
Ad valorem taxes:				
Current	\$ 11,967,534	\$ 11,967,534	\$ 11,895,956	\$ (71,578)
Delinquent	150,000	150,000	275,550	125,550
Total ad valorem taxes	<u>12,117,534</u>	<u>12,117,534</u>	<u>12,171,506</u>	<u>53,972</u>
Utility service taxes:				
Electric	2,380,000	2,380,000	2,452,219	72,219
Telecommunications	1,080,000	1,080,000	1,243,127	163,127
Water	555,361	555,361	590,894	35,533
Gas	57,148	57,148	62,136	4,988
Propane gas	32,656	32,656	31,080	(1,576)
Total public service taxes	<u>4,105,165</u>	<u>4,105,165</u>	<u>4,379,456</u>	<u>274,291</u>
Local option gas tax	300,000	300,000	266,482	(33,518)
Local business tax	352,500	352,500	322,668	(29,832)
Insurance premium tax	478,504	478,504	603,632	125,128
Total other taxes	<u>1,131,004</u>	<u>1,131,004</u>	<u>1,192,782</u>	<u>61,778</u>
Total taxes	<u>17,353,703</u>	<u>17,353,703</u>	<u>17,743,744</u>	<u>390,041</u>
Permits and franchise fees:				
Building permits	557,500	557,500	520,891	(36,609)
Electric franchise fees	1,750,000	1,750,000	1,723,439	(26,561)
Gas franchise fees	35,500	35,500	24,490	(11,010)
Solid waste franchise fees	148,725	148,725	161,365	12,640
Other franchise fees	20,000	20,000	23,380	3,380
Planning and zoning fees	39,600	39,600	35,302	(4,298)
Other	21,550	21,550	24,763	3,213
Total permits and franchise fees	<u>2,572,875</u>	<u>2,572,875</u>	<u>2,513,630</u>	<u>(59,245)</u>
Intergovernmental revenues:				
State revenue sharing	1,800,000	1,800,000	1,515,618	(284,382)
Half-cent sales tax	3,250,000	3,250,000	2,979,528	(270,472)
County occupational license	108,000	108,000	97,892	(10,108)
Mobile home license	11,000	11,000	8,945	(2,055)
Alcoholic beverage license	5,000	5,000	3,113	(1,887)
Motor fuel tax rebate	7,000	7,000	5,109	(1,891)
Grants	241,000	241,000	168,592	(72,408)
Other	48,120	48,120	54,339	6,219
Total intergovernmental revenues	<u>5,470,120</u>	<u>5,470,120</u>	<u>4,833,136</u>	<u>(636,984)</u>

(Continued)

See accompanying notes to the budgetary comparison schedule

City of Greenacres, Florida
Required Supplementary Information
Schedule of Revenues, Expenditures, and Changes
in Fund Balance - Budget and Actual
General Fund
For the Fiscal Year Ended September 30, 2020

(Continued)

	Original Budget	Final Budget	Actual	Variance with Final Budget Positive (Negative)
Revenues (continued)				
Charges for services:				
Solid waste fees	\$ 1,988,400	\$ 1,988,400	\$ 2,155,186	\$ 166,786
Administrative fees	217,500	217,500	210,090	(7,410)
Sales of documents	1,300	1,300	569	(731)
Culture/recreation	150,108	150,108	59,989	(90,119)
Protective inspections	45,385	45,385	60,834	15,449
Ambulance transport	2,017,712	2,017,712	1,963,290	(54,422)
Other	320,277	320,277	194,433	(125,844)
Total charges for services	<u>4,740,682</u>	<u>4,740,682</u>	<u>4,644,391</u>	<u>(96,291)</u>
Fines and forfeitures:				
Judgments and fines	67,200	67,200	28,145	(39,055)
Violations of local ordinances	46,000	46,000	20,674	(25,326)
Other	100	100	145	45
Total fines and forfeitures	<u>113,300</u>	<u>113,300</u>	<u>48,964</u>	<u>(64,336)</u>
Investment:				
Bank	130,500	130,500	109,040	(21,460)
State Board of Administration	134,000	134,000	58,791	(75,209)
FMIvT	40,000	40,000	59,520	19,520
Tax collector interest	500	500	2,960	2,460
Other interest	50	50	63	13
Total investment	<u>305,050</u>	<u>305,050</u>	<u>230,374</u>	<u>(74,676)</u>
Contributions	21,050	21,050	24,097	3,047
Rental fees	377,961	377,961	300,979	(76,982)
Miscellaneous:				
Refunds - prior year	25,150	25,150	10,693	(14,457)
Sales of surplus materials	36,000	36,000	11,050	(24,950)
Other	3,100	3,100	29,002	25,902
Insurance proceeds	5,000	5,000	23,078	18,078
Total miscellaneous	<u>69,250</u>	<u>69,250</u>	<u>73,823</u>	<u>4,573</u>
Total Revenues	<u>\$ 31,023,991</u>	<u>\$ 31,023,991</u>	<u>\$ 30,413,138</u>	<u>\$ (610,853)</u>

(Continued)

See accompanying notes to the budgetary comparison schedule

City of Greenacres, Florida
Required Supplementary Information
Schedule of Revenues, Expenditures, and Changes
in Fund Balance - Budget and Actual
General Fund
For the Fiscal Year Ended September 30, 2020

(Continued)

	Original Budget	Final Budget	Actual	Variance with Final Budget Positive (Negative)
Expenditures				
Administration				
City Manager	606,677	473,249	433,348	39,901
Mayor & Council	246,869	246,869	219,388	27,481
Legal Counsel	230,000	230,000	206,956	23,044
Human Resources	372,622	372,622	315,042	57,580
City Clerk	338,381	327,381	304,374	23,007
Total Administration	<u>1,794,549</u>	<u>1,650,121</u>	<u>1,479,108</u>	<u>171,013</u>
Finance				
Office of the Director	283,683	382,111	314,724	67,387
Financial Operations	553,719	553,719	439,214	114,505
Purchasing	195,528	196,130	211,504	(15,374)
Information Technology	681,296	681,296	756,734	(75,438)
Total Finance	<u>1,714,226</u>	<u>1,813,256</u>	<u>1,722,176</u>	<u>91,080</u>
Planning and Engineering				
Office of the Director	628,803	628,803	577,031	51,772
Total Planning and Engineering	<u>628,803</u>	<u>628,803</u>	<u>577,031</u>	<u>51,772</u>
Public Works				
Office of the Director	323,841	323,841	305,019	18,822
Roads & Drainage	1,004,771	964,771	892,843	71,928
Vehicle Maintenance	494,810	494,810	447,619	47,191
Building Services	579,985	539,985	487,270	52,715
Parks & Grounds	715,034	670,649	600,987	69,662
Total Public Works	<u>3,118,441</u>	<u>2,994,056</u>	<u>2,733,738</u>	<u>260,318</u>
Public Safety				
Fire Rescue	7,644,669	7,529,909	7,417,300	112,609
Total Public Safety	<u>7,644,669</u>	<u>7,529,909</u>	<u>7,417,300</u>	<u>112,609</u>
Community and Recreation Services				
Office of the Director	295,489	295,489	280,614	14,875
Community Programs	671,860	673,739	537,490	136,249
Total Community and Recreation Services	<u>967,349</u>	<u>969,228</u>	<u>818,104</u>	<u>151,124</u>
Building				
Office of the Director	1,223,750	1,273,750	1,093,277	180,473
Total Building	<u>1,223,750</u>	<u>1,273,750</u>	<u>1,093,277</u>	<u>180,473</u>

(Continued)

See accompanying notes to the budgetary comparison schedule

City of Greenacres, Florida
Required Supplementary Information
Schedule of Revenues, Expenditures, and Changes
in Fund Balance - Budget and Actual
General Fund
For the Fiscal Year Ended September 30, 2020

(Continued)

	Original Budget	Final Budget	Actual	Variance with Final Budget Positive (Negative)
Expenditures (continued)				
Non Departmental				
Property Liability and Fleet	343,736	371,333	371,345	(12)
Solid Waste Collection	1,975,500	2,105,500	2,066,772	38,728
PBSO Law Enforcement	10,676,585	10,776,585	10,791,291	(14,706)
Other	20,000	20,000	7,480	12,520
Contingency	109,457	109,457	110,222	(765)
Total Non Departmental	<u>13,125,278</u>	<u>13,382,875</u>	<u>13,347,110</u>	<u>35,765</u>
Total expenditures	<u>30,217,065</u>	<u>30,241,998</u>	<u>29,187,844</u>	<u>1,054,154</u>
Excess of revenues over expenditures	806,926	781,993	1,225,294	443,301
Other financing sources (uses)				
Transfers out	(730,000)	(710,000)	(710,000)	-
Total other financing sources (uses)	<u>(730,000)</u>	<u>(710,000)</u>	<u>(710,000)</u>	<u>-</u>
Net change in fund balance	<u>\$ 76,926</u>	<u>\$ 71,993</u>	515,294	<u>\$ 443,301</u>
Fund balance - beginning			<u>11,932,256</u>	
Fund balances - ending			<u>\$ 12,447,550</u>	

See accompanying notes to the budgetary comparison schedule

City of Greenacres, Florida
Notes to the Budgetary Comparison Schedule
September 30, 2020

1 – BUDGETARY ACCOUNTING

The City annually adopts an operating budget for all funds. The procedures for establishing budgetary data reflected in the budgetary comparison schedule are as follows:

- ✓ Approximately July 1st, the City Manager submits to the City Council a proposed operating budget prepared for the fiscal year commencing the following October 1st. The operating budget includes proposed expenditures and the means of financing them.
- ✓ Public hearings are conducted to obtain taxpayer comments.
- ✓ The City advises the County Property Appraiser of the proposed millage rate and the date, time and place of the public hearing for budget acceptance.
- ✓ Prior to October 1st, the budget is legally enacted through passage of an ordinance.
- ✓ Appropriations are legally controlled at the departmental level and expenditures may not legally exceed budgeted appropriations at that level. Management is authorized to transfer budgeted line items within departments. Changes or amendments to the budget that alter departmental totals must be approved by the City Council. Accordingly, the legal level of budgetary control is at the departmental level.
- ✓ Formal budgetary integration is employed within the accounting system as a management control device.
- ✓ Budgets are adopted on a basis consistent with generally accepted accounting principles.

2 – EXCESS OF EXPENDITURES OVER APPROPRIATIONS

- ✓ There were no departments that had an excess of expenditures over appropriations.

City of Greenacres, Florida
Required Supplementary Information
Schedule of Proportionate Share of Net Pension Liability
Florida Retirement System Pension Plan
Last Ten Fiscal Years

Fiscal Year Ended September 30	City's Proportion of the Net Pension Liability	City's Proportionate Share of the Net Pension Liability	City's Covered Payroll	City's Proportionate Share of the Net Pension Liability As a Percent of Covered Payroll	Plan Fiduciary Net Position As a Percent of the Total Pension Liability
2014	0.012731933%	\$ 776,835	\$ 2,201,732	35.28%	96.09%
2015	0.012544334%	\$ 1,620,269	\$ 2,217,133	73.08%	92.00%
2016	0.010146742%	\$ 2,562,060	\$ 1,765,147	145.15%	84.88%
2017	0.004686988%	\$ 1,386,380	\$ 971,737	142.67%	83.89%
2018	0.004327158%	\$ 1,303,362	\$ 899,872	144.84%	84.26%
2019	0.004609829%	\$ 1,587,561	\$ 958,026	165.71%	82.61%
2020	0.003941483%	\$ 1,708,297	\$ 775,256	220.35%	78.85%

Changes in Assumptions

The discount rate changes as follows:

2014	7.65%
2015	7.65%
2016	7.60%
2017	7.10%
2018	7.00%
2019	6.90%
2020	6.80%

For 2020, the mortality assumption changed from Generational RP-2000 with Projection Scale BB to PUB2010 base table projected generationally with Scale MP-2018.

This schedule is intended to present data for 10 years. For years prior to 2014 data are unavailable. Additional years will be presented as they become available. The amounts presented for each fiscal year were determined as of the June 30 measurement date. The Plan's fiduciary net position as a percentage of the total pension liability is published in the Plan's Comprehensive Annual Financial Report.

City of Greenacres, Florida
Required Supplementary Information
Schedule of Employer Contributions
Florida Retirement System Pension Plan
Last Ten Fiscal Years

Fiscal Year Ended September 30	Contractually Required Contribution	Contributions In Relation to the Contractually Required Contribution	Contribution Excess (Deficiency)	City's Covered Payroll	City's Contributions As a Percent of Covered Payroll
2014	\$ 355,344	\$ 355,344	\$ -	\$ 2,202,887	16.13%
2015	\$ 307,534	\$ 307,534	\$ -	\$ 2,196,018	14.00%
2016	\$ 195,653	\$ 195,653	\$ -	\$ 1,443,936	13.55%
2017	\$ 119,408	\$ 119,408	\$ -	\$ 920,060	12.98%
2018	\$ 129,205	\$ 129,205	\$ -	\$ 920,060	14.04%
2019	\$ 143,550	\$ 143,550	\$ -	\$ 940,127	15.27%
2020	\$ 131,131	\$ 131,131	\$ -	\$ 752,966	17.42%

This schedule is intended to present data for 10 years. For years prior to 2014 data are unavailable. Additional years will be presented as they become available.

City of Greenacres, Florida
Required Supplementary Information
Schedule of Proportionate Share of Net Pension Liability
Florida Retirement System Health Insurance Subsidy Program
Last Ten Fiscal Years

Fiscal Year Ended September 30	City's Proportion of the Net Pension Liability	City's Proportionate Share of the Net Pension Liability	City's Covered Payroll	City's Proportionate Share of the Net Pension Liability As a Percent of Covered Payroll	Plan Fiduciary Net Position As a Percent of the Total Pension Liability
2014	0.007410398%	\$ 692,890	\$ 2,201,732	31.47%	0.99%
2015	0.007308038%	\$ 745,305	\$ 2,217,133	33.62%	0.50%
2016	0.005717888%	\$ 666,396	\$ 1,765,147	37.75%	0.97%
2017	0.003048622%	\$ 325,973	\$ 971,737	33.55%	1.64%
2018	0.002755141%	\$ 291,607	\$ 899,872	32.41%	2.15%
2019	0.002864547%	\$ 320,514	\$ 958,026	33.46%	2.63%
2020	0.002247535%	\$ 274,420	\$ 780,053	35.18%	3.00%

Changes in Assumptions

The discount rate changes as follows:

2014	4.29%
2015	3.80%
2016	2.85%
2017	3.58%
2018	3.87%
2019	3.50%
2020	2.21%

This schedule is intended to present data for 10 years. For years prior to 2014 data are unavailable. Additional years will be presented as they become available. The amounts presented for each fiscal year are as of the June 30 measurement date. The Plan's fiduciary net position as a percentage of the total pension liability is published in the Plan's Comprehensive Annual Financial Report.

City of Greenacres, Florida
Required Supplementary Information
Schedule of Employer Contributions
Florida Retirement System Health Insurance Subsidy Program
Last Ten Fiscal Years

<u>Fiscal Year Ended September 30</u>	<u>Contractually Required Contribution</u>	<u>Contributions In Relation to the Contractually Required Contribution</u>	<u>Contribution Excess (Deficiency)</u>	<u>City's Covered Payroll</u>	<u>City's Contributions As a Percent of Covered Payroll</u>
2014	\$ 26,751	\$ 26,751	\$ -	\$ 2,202,887	1.21%
2015	\$ 29,957	\$ 29,957	\$ -	\$ 2,196,018	1.36%
2016	\$ 23,970	\$ 23,970	\$ -	\$ 1,443,936	1.66%
2017	\$ 15,273	\$ 15,273	\$ -	\$ 920,060	1.66%
2018	\$ 15,275	\$ 15,275	\$ -	\$ 920,154	1.66%
2019	\$ 15,606	\$ 15,606	\$ -	\$ 940,127	1.66%
2020	\$ 12,579	\$ 12,579	\$ -	\$ 757,763	1.66%

This schedule is intended to present data for 10 years. For years prior to 2014 data are unavailable. Additional years will be presented as they become available.

City of Greenacres, Florida
Required Supplementary Information
Firefighters' Retirement Plan
Schedule of Changes in the City's Net Pension Liability and Related Ratios
For the Fiscal Year Ended September 30, 2020

	2016	2017	2018	2019	2020
Total Pension Liability					
Service cost	\$ 229,280	\$ 251,874	\$ 293,296	\$ 337,565	\$ 341,525
Interest	582,800	842,518	1,003,857	1,164,983	1,376,757
Changes of benefit terms		--			--
Differences between expected and actual experience	1,096,632	224,490	892,448	1,398,391	683,202
Changes of assumptions	1,564,988	831,364	--	--	--
Benefit payments and refunds	(30,486)	(33,044)	(66,804)	(78,699)	(90,289)
Net Change in Total Pension Liability	<u>3,443,214</u>	<u>2,117,202</u>	<u>2,122,797</u>	<u>2,822,240</u>	<u>2,311,195</u>
Total Pension Liability - Beginning	<u>7,585,997</u>	<u>11,029,211</u>	<u>13,146,413</u>	<u>15,269,210</u>	<u>18,091,450</u>
Total Pension Liability - Ending (a)	<u>\$ 11,029,211</u>	<u>\$ 13,146,413</u>	<u>\$ 15,269,210</u>	<u>\$ 18,091,450</u>	<u>\$ 20,402,645</u>
Plan Fiduciary Net Position					
Contributions - employer	\$ 637,562	\$ 972,199	\$ 1,216,853	\$ 1,134,201	\$ 1,177,617
Contributions - member	129,257	130,901	154,374	160,516	162,150
Net Investment income	826,904	1,684,899	1,250,861	939,539	1,359,459
Benefit payments and refunds	(30,486)	(33,044)	(66,804)	(78,699)	(90,289)
Administrative expense	(39,240)	(37,607)	(46,632)	(40,645)	(37,886)
Net Change in Plan Fiduciary Net Position	<u>1,523,997</u>	<u>2,717,348</u>	<u>2,508,652</u>	<u>2,114,912</u>	<u>2,571,051</u>
Plan Fiduciary Net Position - Beginning	<u>9,292,323</u>	<u>10,816,320</u>	<u>13,533,668</u>	<u>16,042,320</u>	<u>18,157,232</u>
Plan Fiduciary Net Position - Ending (b)	<u>\$ 10,816,320</u>	<u>\$ 13,533,668</u>	<u>\$ 16,042,320</u>	<u>\$ 18,157,232</u>	<u>\$ 20,728,283</u>
City's Net Pension Liability (Asset) - Ending (a) - (b)	<u>\$ 212,891</u>	<u>\$ (387,255)</u>	<u>\$ (773,110)</u>	<u>\$ (65,782)</u>	<u>\$ (325,638)</u>
Plan Fiduciary Net Position as a Percentage of the Total Pension Liability	98.07%	102.95%	105.06%	100.36%	101.60%
Covered Payroll	\$ 2,907,431	\$ 3,047,090	\$ 3,444,089	\$ 3,765,697	\$ 3,808,728
City's Net Pension Liability (Asset) as a Percentage of Covered Payroll	7.32%	-12.71%	-22.45%	-1.75%	-8.55%

Changes in Assumptions

The discount rate changed as follows:

2015	8.39%
2016	7.50%
2017	7.50%
2018	7.50%
2019	7.50%
2020	7.50%

In 2017 the mortality basis changed from a 2007 projection of the RP-2000 Mortality Table for annuitants to a full generational projection using Scale BB of the RP-2000 Blue Collar Mortality Table as required by State law.

This schedule is intended to show information for 10 years. However, until a full 10-year trend is compiled, information will be presented for those years for which information is available.

City of Greenacres, Florida
 Required Supplementary Information
 Firefighters' Retirement Plan
 Schedule of Employer Contributions
 For the Fiscal Year Ended September 30, 2020

Fiscal Year Ended September 30	(1) Actuarially Determined Contribution	(2) Contributions Recognized By the Plan	(3) Difference Between (1) and (2)	Covered Payroll	Contributions Recognized By the Plan As a Percent of Covered Payroll
2016	\$ 637,562	\$ 637,562	\$ -	\$ 2,907,431	21.93%
2017	\$ 956,886	\$ 972,199	\$ 15,313	\$ 3,047,090	31.91%
2018	\$ 1,216,853	\$ 1,216,853	\$ -	\$ 3,444,089	35.33%
2019	\$ 1,133,247	\$ 1,134,201	\$ 954	\$ 3,765,697	30.12%
2020	\$ 1,177,617	\$ 1,177,617	\$ -	\$ 3,808,728	30.92%

This schedule is intended to show information for 10 years. However, until a full 10-year trend is compiled, information will be presented for those years for which information is available.

**City of Greenacres, Florida
 Required Supplementary Information
 Firefighter's Retirement Plan
 Schedule of Investment Returns
 For the Fiscal Year Ended September 30, 2020**

Fiscal Year Ended September 30	Money Weighted Rate of Investment Return
2016	(1)
2017	15.05%
2018	8.91%
2019	5.54%
2020	7.29%

(1) Information is not available on the rate of return for the Firefighters' Retirement Plan for 2016. The rate of return for the Public Safety Officers' and Firefighters' Retirement Plan combined was 8.71% in 2016.

This schedule is intended to show information for 10 years. However, until a full 10-year trend is compiled, information will be presented for those years for which information is available.

City of Greenacres, Florida
Notes to the Schedule of Contributions
Firefighters' Retirement Plan
For the Fiscal Year Ended September 30, 2020

Actuarially determined contribution rates are calculated as of September 30, two years prior to the end of the fiscal year in which contributions are reported. The contributions for the fiscal year ended September 30, 2020, were determined by the actuarial valuation as of October 1, 2018.

Actuarial valuation date:	October 1, 2018
Actuarial cost method:	Aggregate cost method
Amortization method	Level percentage, open
Asset valuation method:	Fair value
Discount rate:	7.25%
Salary increases:	8.00% for employees with less than one year of service, 7.00% for employees with one to two years of service, 6.00% for employees with two to three years of service, 5.50% for employees with three to four years of service, 5.00% per annum for employees with at least four years of service.
Cost-of-living increases:	3.00%
Mortality basis:	Sex-distinct rates set forth in the RP-2000 Blue Collar Mortality Table, with full generational improvements in mortality using Scale BB.
Retirement:	15% are assumed to retire during each of the three years prior to normal retirement age, 40% are assumed to retire at normal retirement age, 20% are assumed to retire during the two years after normal retirement age, and 100% are assumed to retire three years after normal retirement age; no retirements are assumed prior to age 45.
Termination:	Assumed employment termination is based on gender, age, and service; for participants with less than 10 years of service, termination rates range from 15.00% for males and 10.01% for females with less than two years of service to 4.30% for males and 4.75% for females with between eight and ten years of service, termination rates range from 4.28% for males and 5.41 % for females at age 25 to 0.00% at age 55.
Disability:	Assumed disability is based on gender and age ranges from 0.067% for males and 0.040% for females at age 25 to 1.00% for males and 0.84% for females at age 55. 75% of disabilities are assumed to be service related.
Non-investment expenses:	Liabilities have been loaded by 1.00% to account for non-investment expenses.
Future contributions:	Contributions from the employer and employees are assumed to be made as legally required.

City of Greenacres, Florida
Required Supplementary Information
Public Safety Officers' Retirement Plan
Schedule of Changes in the City's Net Pension Liability and Related Ratios
For the Fiscal Year Ended September 30, 2020

	2016	2017	2018	2019	2020
Total Pension Liability					
Service cost	\$ 224,200	\$ 187,495	\$ 212,398	\$ 231,438	\$ 287,191
Interest	689,711	960,194	1,040,012	1,168,232	1,350,820
Differences between expected and actual experience	1,019,197	(885,282)	587,824	1,082,645	1,235,931
Changes of assumptions	1,828,492	870,225	--	--	
Benefit payments and refunds	(114,907)	(81,873)	(120,390)	(103,559)	(144,635)
Net Change in Total Pension Liability	<u>3,646,693</u>	<u>1,050,759</u>	<u>1,719,844</u>	<u>2,378,756</u>	<u>2,729,307</u>
Total Pension Liability - Beginning	<u>9,023,244</u>	<u>12,669,937</u>	<u>13,720,696</u>	<u>15,440,540</u>	<u>17,819,296</u>
Total Pension Liability - Ending (a)	<u>\$ 12,669,937</u>	<u>\$ 13,720,696</u>	<u>\$ 15,440,540</u>	<u>\$ 17,819,296</u>	<u>\$ 20,548,603</u>
Plan Fiduciary Net Position					
Contributions - employer	\$ 538,611	\$ 767,688	\$ 776,197	\$ 741,446	\$ 923,050
Contributions - member	93,294	80,200	87,701	95,841	103,255
Net Investment income	1,070,248	2,097,217	1,501,574	1,046,573	1,481,634
Benefit payments and refunds	(114,907)	(81,873)	(120,390)	(103,559)	(144,635)
Administrative expense	(40,140)	(41,507)	(50,494)	(42,875)	(38,324)
Net Change in Plan Fiduciary Net Position	<u>1,547,106</u>	<u>2,821,725</u>	<u>2,194,588</u>	<u>1,737,426</u>	<u>2,324,980</u>
Plan Fiduciary Net Position - Beginning	<u>12,226,506</u>	<u>13,773,612</u>	<u>16,595,337</u>	<u>18,789,925</u>	<u>20,527,351</u>
Plan Fiduciary Net Position - Ending (b)	<u>\$ 13,773,612</u>	<u>\$ 16,595,337</u>	<u>\$ 18,789,925</u>	<u>\$ 20,527,351</u>	<u>\$ 22,852,331</u>
City's Net Pension Liability (Asset) - Ending (a) - (b)	<u>\$ (1,103,675)</u>	<u>\$ (2,874,641)</u>	<u>\$ (3,349,385)</u>	<u>\$ (2,708,055)</u>	<u>\$ (2,303,728)</u>
Plan Fiduciary Net Position as a Percentage of the Total Pension Liability	108.71%	120.95%	121.69%	115.20%	111.21%
Covered Payroll	\$ 2,954,290	\$ 1,927,477	\$ 2,001,332	\$ 2,142,493	\$ 2,365,710
City's Net Pension Liability (Asset) as a Percentage of Covered Payroll	-37.36%	-149.14%	-167.36%	-126.40%	-97.38%

Changes in Assumptions

The discount rate changed as follows:

2015	8.39%
2016	7.50%
2017	7.50%
2018	7.50%
2019	7.50%
2020	7.50%

In 2017 the mortality basis changed from a 2007 projection of the RP-2000 Mortality Table for annuitants to a full generational projection using Scale BB of the RP-2000 Blue Collar Mortality Table as required by State law.

This schedule is intended to show information for 10 years. However, until a full 10-year trend is compiled, information will be presented for those years for which information is available.

City of Greenacres, Florida
 Required Supplementary Information
 Public Safety Officers' Retirement Plan
 Schedule of Employer Contributions
 For the Fiscal Year Ended September 30, 2020

Fiscal Year Ended September 30	(1) Actuarially Determined Contribution	(2) Contributions Recognized By the Plan	(3) Difference Between (1) and (2)	Covered Payroll	Contributions Recognized By the Plan As a Percent of Covered Payroll
2016	\$ 460,173	\$ 538,611	\$ 78,438	\$ 2,954,290	18.23%
2017	\$ 472,979	\$ 767,688	\$ 294,709	\$ 1,927,477	39.83%
2018	\$ 499,995	\$ 776,197	\$ 276,202	\$ 2,001,332	38.78%
2019	\$ 422,417	\$ 741,446	\$ 319,029	\$ 2,142,493	34.61%
2020	\$ 581,562	\$ 923,050	\$ 341,488	\$ 2,365,710	39.02%

This schedule is intended to show information for 10 years. However, until a full 10-year trend is compiled, information will be presented for those years for which information is available.

City of Greenacres, Florida
Required Supplementary Information
Public Safety Officers' Retirement Plan
Schedule of Investment Returns
For the Fiscal Year Ended September 30, 2020

Fiscal Year Ended September 30	Money Weighted Rate of Investment Return
2016	(1)
2017	15.02%
2018	9.24%
2019	5.69%
2020	7.15%

(1) Information is not available on the rate of return for the Public Safety Officers' Retirement Plan for 2016. The rate of return for the Public Safety Officers' and Firefighters' Retirement Plan combined was 8.71% in 2016.

This schedule is intended to show information for 10 years. However, until a full 10-year trend is compiled, information will be presented for those years for which information is available.

City of Greenacres, Florida
Notes to the Schedule of Contributions
Public Safety Officers' Retirement Plan
For the Fiscal Year Ended September 30, 2020

Actuarially determined contribution rates are calculated as of September 30, two years prior to the end of the fiscal year in which contributions are reported. The contributions for the fiscal year ended September 30, 2020, were determined by the actuarial valuation as of October 1, 2018.

Actuarial valuation date:	October 1, 2018
Actuarial cost method:	Aggregate cost method
Amortization method	Level percentage, open
Asset valuation method:	Fair value
Discount rate:	7.25%
Salary increases:	8.00% for employees with less than one year of service, 7.00% for employees with one to two years of service, 6.00% for employees with two to three years of service, 5.50% for employees with three to four years of service, 5.00% per annum for employees with at least four years of service.
Cost-of-living increases:	3.00%
Mortality basis:	Sex-distinct rates set forth in the RP-2000 Blue Collar Mortality Table, with full generational improvements in mortality using Scale BB.
Retirement:	15% are assumed to retire during each of the three years prior to normal retirement age, 40% are assumed to retire at normal retirement age, 20% are assumed to retire during the two years after normal retirement age, and 100% are assumed to retire three years after normal retirement age; no retirements are assumed prior to age 45.
Termination:	Assumed employment termination is based on gender, age, and service; for participants with less than 10 years of service, termination rates range from 15.00% for males and 10.01% for females with less than two years of service to 4.30% for males and 4.75% for females with between eight and ten years of service, termination rates range from 4.28% for males and 5.41 % for females at age 25 to 0.00% at age 55.
Disability:	Assumed disability is based on gender and age ranges from 0.067% for males and 0.040% for females at age 25 to 1.00% for males and 0.84% for females at age 55. 75% of disabilities are assumed to be service related.
Non-investment expenses:	Liabilities have been loaded by 1.00% to account for non-investment expenses.
Future contributions:	Contributions from the employer and employees are assumed to be made as legally required.

City of Greenacres, Florida
Required Supplementary Information
Schedule of Changes in the City's Total OPEB Liability
For the Fiscal Year Ended September 30, 2020

Actuarial Valuation Date	10/01/2016	09/30/2018	09/30/2018
Measurement Date of the Total OPEB Liability	09/30/2017	09/30/2018	09/30/2019
Employer's Reporting Date	09/30/2018	09/30/2019	09/30/2020

	2018	2019	2020
Total OPEB Liability	<u>\$ 105,045</u>	<u>\$ 93,508</u>	<u>\$ 95,046</u>
Interest on total OPEB liability	28,733	34,354	35,876
Changes of benefit terms	--	--	--
Differences between expected and actual experience	--	71,591	--
Changes of assumptions and other inputs	(27,882)	(211,705)	97,034
Benefit payments	<u>(35,706)</u>	<u>(43,700)</u>	<u>(24,510)</u>
Net Change in Total OPEB Liability	70,190	(55,952)	203,446
Total OPEB Liability - Beginning	<u>839,683</u>	<u>909,873</u>	<u>853,921</u>
Total OPEB Liability - Ending	<u>\$ 909,873</u>	<u>\$ 853,921</u>	<u>\$ 1,057,367</u>
 Covered-Employee Payroll	 \$ 7,128,102	 \$ 7,815,273	 \$ 8,216,326
 City's Total OPEB Liability as a Percentage of Covered-Employee Payroll	 12.76%	 10.93%	 12.87%

Changes in Assumptions

The discount rate changed as follows:

September 30, 2017 measurement date	3.50%
September 30, 2018 measurement date	3.83%
September 30, 2019 measurement date	2.75%

For the September 30, 2018 measurement date medical claims and costs were updated based on actual premium information.

For the September 30, 2018 measurement date the healthcare cost trend assumption was revised to reflect a change in the assumed load to model the expected cost of the excise tax from 0.49% beginning in 2022 to 0.47% beginning in 2024.

This schedule is intended to show information for 10 years. However, until a full 10-year trend is compiled, information will be presented for those years for which information is available.

**COMBINING AND INDIVIDUAL FUND
STATEMENTS AND SCHEDULES**

**City of Greenacres, Florida
New Growth Capital Projects Fund**

**Schedule of Revenues, Expenditures and Changes in Fund Balance - Budget and Actual
For the Fiscal Year Ended September 30, 2020**

	Original Budget	Final Budget	Actual	Variance with Final Budget Positive (Negative)
Revenues:				
Impact fees	\$ 19,642	\$ 19,642	\$ 8,722	\$ (10,920)
Intergovernmental	50,000	99,335	14,929	(84,406)
Investment	40,000	40,000	44,637	4,637
Total Revenues	109,642	158,977	68,288	(90,689)
Expenditures:				
Capital outlay	50,000	544,041	17,890	526,151
Excess (Deficiency) of Revenues over Expenditures	59,642	(385,064)	50,398	435,462
Net Change in Fund Balance	\$ 59,642	\$ (385,064)	50,398	\$ 435,462
Fund Balance - Beginning			1,636,505	
Fund Balance - Ending			\$ 1,686,903	

City of Greenacres, Florida
Parks and Recreation Capital Projects Fund

Schedule of Revenues, Expenditures and Changes in Fund Balance - Budget and Actual
For the Fiscal Year Ended September 30, 2020

	Original Budget	Final Budget	Actual	Variance with Final Budget Positive (Negative)
Revenues:				
Impact Fees	\$ --	\$ --	\$ --	\$ --
Investment	35,000	35,000	53,295	18,295
Total Revenues:	35,000	35,000	53,295	18,295
Expenditures:				
Capital outlay	217,500	300,152	220,747	79,405
Excess (Deficiency) of Revenues over Expenditures	(182,500)	(265,152)	(167,452)	97,700
Net Change in Fund Balance	\$ (182,500)	\$ (265,152)	(167,452)	\$ 97,700
Fund Balance - Beginning			1,445,816	
Fund Balance - Ending			\$ 1,278,364	

City of Greenacres, Florida
Reconstruction and Maintenance Capital Projects Fund

Schedule of Revenues, Expenditures and Changes in Fund Balance - Budget and Actual
For the Fiscal Year Ended September 30, 2020

	Original Budget	Final Budget	Actual	Variance with Final Budget Positive (Negative)
Revenues:				
Local option gas tax	\$ 140,000	\$ 140,000	\$ 122,350	\$ (17,650)
Intergovernmental	93,933	93,933	21,020	(72,913)
Investment	42,437	42,437	84,307	41,870
Rent	291,841	291,841	291,842	1
Total Revenues	568,211	568,211	519,519	(48,692)
Expenditures:				
Capital outlay	1,573,226	1,723,747	1,159,871	563,876
Excess (Deficiency) of Revenues over Expenditures	(1,005,015)	(1,155,536)	(640,352)	515,184
Other Financing Sources (Uses)				
Transfers in	250,000	250,000	250,000	--
Total Other Financing Sources (Uses)	250,000	250,000	250,000	-
Net Change in Fund Balance	\$ (755,015)	\$ (905,536)	(390,352)	\$ 515,184
Fund Balance - Beginning			1,545,122	
Fund Balance - Ending			<u>\$ 1,154,770</u>	

**City of Greenacres, Florida
Infrastructure Surtax Capital Projects Fund**

**Schedule of Revenues, Expenditures and Changes in Fund Balance - Budget and Actual
For the Fiscal Year Ended September 30, 2020**

	Original Budget	Final Budget	Actual	Variance with Final Budget Positive (Negative)
Revenues:				
Infrastructure surtax	\$ 2,795,567	\$ 2,795,567	\$ 2,738,553	\$ (57,014)
Intergovernmental	1,494,769	1,494,769	166,696	(1,328,073)
Investment	10,800	10,800	71,910	61,110
Total Revenues	4,301,136	4,301,136	2,977,159	(1,323,977)
Expenditures:				
Capital outlay	3,545,654	7,253,442	2,065,602	5,187,840
Excess (Deficiency) of Revenues over Expenditures	755,482	(2,952,306)	911,557	3,863,863
Net Change in Fund Balance	<u>\$ 755,482</u>	<u>\$ (2,952,306)</u>	911,557	<u>\$ 3,863,863</u>
Fund Balance - Beginning			<u>4,285,095</u>	
Fund Balance - Ending			<u>\$ 5,196,652</u>	

City of Greenacres, Florida
Combining Balance Sheet - Nonmajor Governmental Funds
For the Fiscal Year Ended September 30, 2020

	Special Revenue Funds			
	Forfeitures Fund	Arboreous Fund	Public Safety Donation Fund	Youth Programs Fund
Assets				
Cash	\$ --	\$ --	\$ --	\$ 626
Investments	90,682	32,530	3,020	--
Grants receivable	--	--	--	40,814
Prepaid items	--	--	--	416
Total Assets	<u>\$ 90,682</u>	<u>\$ 32,530</u>	<u>\$ 3,020</u>	<u>\$ 41,856</u>
Liabilities and Fund Balances				
Liabilities:				
Accounts payable	\$ --	\$ --	\$ --	\$ 2,606
Accrued payroll and related taxes	--	--	--	7,966
Unearned revenue	--	--	--	1,580
Total Liabilities	--	--	--	12,152
Fund Balances:				
Nonspendable:				
Prepaid items	--	--	--	416
Restricted for:				
Public Safety Forfeitures	90,682	--	--	--
Arborous Activities	--	32,530	--	--
Public Safety Donations	--	--	3,020	--
Assigned to:				
Youth Programs	--	--	--	29,288
Debt Service	--	--	--	--
Total Fund Balances	<u>90,682</u>	<u>32,530</u>	<u>3,020</u>	<u>29,704</u>
Total Liabilities and Fund Balances	<u>\$ 90,682</u>	<u>\$ 32,530</u>	<u>\$ 3,020</u>	<u>\$ 41,856</u>

Debt	
Service Fund	
	Total
Municipal	Nonmajor
Complex	Governmental
	Funds
\$ --	\$ 626
198,476	324,708
--	40,814
--	416
<u>\$ 198,476</u>	<u>\$ 366,564</u>

\$ --	\$ 2,606
--	7,966
--	1,580
<u>--</u>	<u>12,152</u>

--	416
--	90,682
--	32,530
--	3,020
--	29,288
198,476	198,476
<u>198,476</u>	<u>354,412</u>
<u>\$ 198,476</u>	<u>\$ 366,564</u>

City of Greenacres
Combining Statement of Revenues, Expenditures and Changes
in Fund Balances - Nonmajor Governmental Funds
For the Fiscal Year Ended September 30, 2020

	Special Revenue Funds			
	Forfeitures Fund	Arboreous Fund	Public Safety Donation Fund	Youth Programs Fund
Revenues:				
Intergovernmental	\$ --	\$ --	\$ --	\$ 382,264
Charges for services	--	--	--	73,374
Fines and forfeitures	982	--	--	--
Impact fees	--	1,000	--	--
Investment	1,065	377	28	--
Contributions	--	--	776	9,518
Miscellaneous	--	--	--	604
Total Revenues	2,047	1,377	804	465,760
Expenditures:				
Current:				
Public safety	--	--	--	--
Culture/recreation	--	--	--	486,030
Capital outlay	--	--	--	--
Debt service:				
Principal	--	--	--	--
Interest	--	--	--	--
Total Expenditures	--	--	--	486,030
Excess (Deficiency) of Revenues Over Expenditures	2,047	1,377	804	(20,270)
Other Financing Sources				
Transfers in	--	--	--	50,000
Net Change in Fund Balances	2,047	1,377	804	29,730
Fund Balances - Beginning of Year	88,635	31,153	2,216	(26)
Fund Balances - End of Year	<u>\$ 90,682</u>	<u>\$ 32,530</u>	<u>\$ 3,020</u>	<u>\$ 29,704</u>

Debt	
<u>Service Fund</u>	
Municipal	Total
Complex	Nonmajor
	Governmental
	Funds
\$ --	\$ 382,264
--	73,374
--	982
--	1,000
4,804	6,274
--	10,294
--	604
<u>4,804</u>	<u>474,792</u>
--	--
--	486,030
--	--
333,617	333,617
69,551	69,551
<u>403,168</u>	<u>889,198</u>
(398,364)	(414,406)
<u>410,000</u>	<u>460,000</u>
11,636	45,594
<u>186,840</u>	<u>308,818</u>
<u>\$ 198,476</u>	<u>\$ 354,412</u>

**City of Greenacres, Florida
Arboreous Special Revenue Fund**

**Schedule of Revenues, Expenditures and Changes in Fund Balance - Budget and Actual
For the Fiscal Year Ended September 30, 2020**

	<u>Original Budget</u>	<u>Final Budget</u>	<u>Actual</u>	<u>Variance with Final Budget Positive (Negative)</u>
Revenues:				
Investment	\$ 373	\$ 373	\$ 377	\$ 4
Impact Fees	1,930	1,930	1,000	(930)
Total Revenues	2,303	2,303	1,377	(926)
Expenditures:				
Capital outlay	7,000	7,000	-	7,000
Excess (Deficiency) of Revenues Over Expenditures	<u>\$ (4,697)</u>	<u>\$ (4,697)</u>	1,377	<u>\$ 6,074</u>
Fund Balance - Beginning			<u>31,153</u>	
Fund Balance - Ending			<u>\$ 32,530</u>	

City of Greenacres, Florida
Public Safety Donation Special Revenue Fund

Schedule of Revenues, Expenditures and Changes in Fund Balance - Budget and Actual
For the Fiscal Year Ended September 30, 2020

	<u>Original Budget</u>	<u>Final Budget</u>	<u>Actual</u>	<u>Variance with Final Budget Positive (Negative)</u>
Revenues:				
Investment	\$ 10	\$ 10	\$ 28	\$ 18
Contributions	200	200	776	576
	<hr/>			
Total Revenues	210	210	804	594
	<hr/>			
Expenditures:				
Capital outlay	1,509	1,509	-	1,509
	<hr/>			
Total Expenditures	1,509	1,509	--	1,509
	<hr/>			
Excess (Deficiency) of Revenues Over Expenditures	<u>\$ (1,299)</u>	<u>\$ (1,299)</u>	804	<u>\$ 2,103</u>
	<hr/>			
Fund Balance - Beginning			<u>2,216</u>	
	<hr/>			
Fund Balance - Ending			<u>\$ 3,020</u>	

**City of Greenacres, Florida
Youth Programs Special Revenue Fund**

**Schedule of Revenues, Expenditures and Changes in Fund Balance - Budget and Actual
For the Fiscal Year Ended September 30, 2020**

	Original Budget	Final Budget	Actual	Variance with Final Budget Positive (Negative)
Revenues:				
Intergovernmental	\$ 433,180	\$ 438,180	\$ 382,264	\$ (55,916)
Charges for services	185,953	185,953	73,374	(112,579)
Investment	401	401	-	(401)
Contributions	6,460	1,460	9,518	8,058
Miscellaneous	475	475	604	129
	<u>626,469</u>	<u>626,469</u>	<u>465,760</u>	<u>(160,709)</u>
Total Revenues				
Expenditures:				
Current:				
Culture/recreation	620,006	620,006	486,030	133,976
Capital outlay	3,000	3,000	-	3,000
	<u>623,006</u>	<u>623,006</u>	<u>486,030</u>	<u>136,976</u>
Total Expenditures				
Excess (Deficiency) of Revenues Over Expenditures	<u>3,463</u>	<u>3,463</u>	<u>(20,270)</u>	<u>(23,733)</u>
Other Financing Sources				
Transfers in	-	50,000	50,000	--
Net Change in Fund Balance	<u>\$ 3,463</u>	<u>\$ 53,463</u>	29,730	<u>\$ (23,733)</u>
Fund Balance - Beginning			<u>(26)</u>	
Fund Balance - Ending			<u>\$ 29,704</u>	

**City of Greenacres, Florida
Municipal Complex Debt Service Fund**

**Schedule of Revenues, Expenditures and Changes in Fund Balance - Budget and Actual
For the Fiscal Year Ended September 30, 2020**

	<u>Original Budget</u>	<u>Final Budget</u>	<u>Actual</u>	<u>Variance with Final Budget Positive (Negative)</u>
Revenues:				
Investment	\$ 7,000	\$ 7,000	\$ 4,804	\$ (2,196)
Expenditures:				
Debt service:				
Principal	333,617	333,617	333,617	--
Interest	69,643	69,643	69,551	92
Total Expenditures	<u>403,260</u>	<u>403,260</u>	<u>403,168</u>	<u>92</u>
Excess (Deficiency) of Revenues Over Expenditures	(396,260)	(396,260)	(398,364)	(2,104)
Other Financing Sources				
Transfers in	<u>410,000</u>	<u>410,000</u>	<u>410,000</u>	<u>--</u>
Net Change in Fund Balance	<u>\$ 13,740</u>	<u>\$ 13,740</u>	11,636	<u>\$ (2,104)</u>
Fund Balance - Beginning			<u>186,840</u>	
Fund Balance - Ending			<u>\$ 198,476</u>	

City of Greenacres, Florida
Combining Statement of Net Position
Pension Trust Funds
September 30, 2020

	Firefighters' Pension Trust Fund	Public Safety Officers' Pension Trust Fund	Share Plan Pension Trust Fund	Total Pension Trust Funds
Assets				
Cash and cash equivalents	\$ 103,641	\$ 114,138	\$ 10,573	\$ 228,352
Investments in external investment pool				
Broad market high quality bond portfolio	1,865,545	2,054,484	190,311	4,110,340
Core plus fixed income portfolio	1,969,187	2,168,621	200,884	4,338,692
Diversified large cap portfolio	8,477,868	9,336,486	864,858	18,679,212
Diversified small to mid cap portfolio	2,611,764	2,876,277	266,435	5,754,476
International equity	3,917,646	4,314,415	399,653	8,631,714
Core real estate	1,782,632	1,963,173	181,853	3,927,658
Contributions receivable	--	24,737	--	24,737
Total assets	20,728,283	22,852,331	2,114,567	45,695,181
Net Position Restricted for Pensions	<u>\$ 20,728,283</u>	<u>\$ 22,852,331</u>	<u>\$ 2,114,567</u>	<u>\$ 45,695,181</u>

City of Greenacres, Florida
Combining Statement of Changes in Net Position
Pension Trust Funds
For the Fiscal Year Ended September 30, 2020

	Firefighters' Pension Trust Fund	Public Safety Officers' Pension Trust Fund	Share Plan Pension Trust Fund	Total Pension Trust Funds
Additions:				
Contributions:				
Employer	\$ 1,016,821	\$ 599,837	\$ --	\$ 1,616,658
Plan members	162,150	107,401	--	269,551
State on-behalf payments	160,796	341,488	101,348	603,632
Total Contributions	<u>1,339,767</u>	<u>1,048,726</u>	<u>101,348</u>	<u>2,489,841</u>
Investment income:				
Net increase in fair value of investments	<u>1,359,459</u>	<u>1,481,634</u>	<u>134,379</u>	<u>2,975,472</u>
Total additions	<u>2,699,226</u>	<u>2,530,360</u>	<u>235,727</u>	<u>5,465,313</u>
Deductions:				
Benefits paid and refunds of member contributions	90,289	144,635	46,838	281,762
Administrative expense	37,886	38,324	1,996	78,206
Total Deductions	<u>128,175</u>	<u>182,959</u>	<u>48,834</u>	<u>359,968</u>
Net Increase	2,571,051	2,347,401	186,893	5,105,345
Net Position Restricted for Pensions				
Net Position - Beginning	<u>18,157,232</u>	<u>20,504,930</u>	<u>1,927,674</u>	<u>40,589,836</u>
Net Position - Ending	<u>\$ 20,728,283</u>	<u>\$ 22,852,331</u>	<u>\$ 2,114,567</u>	<u>\$ 45,695,181</u>

STATISTICAL SECTION

STATISTICAL SECTION

This part of the City of Greenacres' comprehensive annual financial report presents detailed unaudited information as a context for understanding what the information in the financial statement, note disclosures, and required supplementary information says about the City's overall financial health.

<u>Schedule</u>	<u>Contents</u>	<u>Page</u>
Financial Trends		
<i>These schedules contain trend information to help the reader understand how the City's financial performance and well-being have changed over time. These schedules include:</i>		
1	Net Position by Component.....	107
2	Changes in Net Position.....	108-10
3	Fund Balances, Governmental Funds.....	110-11
4	Changes in Fund Balances, Governmental Funds.....	112-11
Revenue Capacity		
<i>These schedules contain information to help the reader assess the City's most significant local revenue source, the property tax.</i>		
5	Assessed Value and Actual Value of Taxable Property.....	114
6	Direct and Overlapping Property Tax Rates.....	115
7	Principal Property Tax Payers.....	116
8	Property Tax Levies and Collections.....	117
Debt Capacity		
<i>These schedules present information to help the reader assess the affordability of the City's current levels of outstanding debt and the Village's ability to issue additional debt in the future.</i>		
9	Ratios of Outstanding Debt by Type.....	118
10	Ratios of General Bonded Debt Outstanding.....	119
11	Direct and Overlapping Governmental Activities Debt.....	120
12	Legal Debt Margin Information.....	121
13	Pledged-Revenue Coverage.....	122
Demographic and Economic Information		
<i>These schedules offer demographic and economic indicators to help the reader understand the environment within which the City's financial activities take place.</i>		
14	Demographic and Economic Information.....	123
15	Principal Employers.....	124
Operating Information		
<i>These schedules contain service and infrastructure data to help understand how the information in the City's financial report relates to the services the City provides and the activities it performs.</i>		
16	Full-Time Equivalent City Government Employees by Function/Program.....	125
17	Operating Indicators by Function/Program.....	126
18	Capital Asset Statistics by Function/Program.....	127

Sources: Unless otherwise noted, the information in these schedules is derived from the comprehensive annual financial reports for the relevant year.

City of Greenacres, Florida
Schedule 1
Net Position by Component
(Accrual basis of accounting)
(unaudited)

Primary Government - Governmental Activities

Fiscal Year Ended 9/30	Net investment in Capital Assets	Restricted	Unrestricted	Total primary government net position
2011	17,498,471	9,587,502	12,237,270	\$ 39,323,243
2012	18,037,019	9,289,721	11,575,778	\$ 38,902,518
2013	18,198,964	8,352,052	12,018,766	\$ 38,569,782
2014	18,887,900	7,462,758	12,917,115	\$ 39,267,773
2015	17,926,182	6,617,924	18,095,306	\$ 42,639,412
2016	19,860,042	5,012,992	17,430,112	\$ 42,303,146
2017	20,828,171	6,627,745	17,115,888	\$ 44,571,804
2018	22,015,260	7,970,630	16,666,569	\$ 46,652,459
2019	23,455,378	8,558,672	17,800,891	\$ 49,814,941
2020	24,901,851	9,454,086	17,465,862	\$ 51,821,799

Note: The City has no business-type activities.

City of Greenacres, Florida
Schedule 2
Changes in Net Position
(Accrual basis of accounting)
(unaudited)

Fiscal Year Ended 9/30	2011	2012	2013	2014
Expenses				
Governmental activities:				
General government	\$ 3,511,862	\$ 3,402,829	\$ 3,525,732	\$ 3,553,289
Public Safety	13,066,982	13,214,396	13,278,168	12,941,095
Transportation	1,551,714	1,621,765	1,478,368	1,569,082
Culture/recreation	1,907,445	1,949,248	1,843,248	1,869,520
Physical environment	1,903,296	1,920,583	2,713,871	2,074,593
Interest on long term investments	175,683	160,789	150,900	140,578
Total primary government expenses	22,116,982	22,269,610	22,990,287	22,148,157
Program Revenues				
Governmental activities:				
Charges for Services:				
Public Safety	2,045,308	2,313,376	2,389,614	2,437,433
Physical Environment	1,392,609	1,312,514	1,551,473	1,387,773
Other	752,348	766,877	795,711	816,235
Total Charges for Services	4,190,265	4,392,767	4,736,798	4,641,441
Operating Grants and Contributions	807,869	868,438	834,528	901,749
Capital Grants and Contributions	596,307	604,487	1,208,371	835,863
Total primary government program revenues	5,594,441	5,865,692	6,779,697	6,379,053
Net (Expense)/Revenue				
Governmental activities	(16,522,541)	(16,403,918)	(16,210,590)	(15,769,104)
Total primary government net expense	(16,522,541)	(16,403,918)	(16,210,590)	(15,769,104)
General Revenues and Other Changes in Net Position				
Governmental activities				
Taxes:				
Property taxes	6,677,646	6,457,109	6,210,647	6,201,214
Utility service taxes	3,724,801	3,820,784	3,901,169	3,991,265
Infrastructure surtax*	-	-	-	-
Franchise fees based on gross receipts	1,726,134	1,672,266	1,655,466	1,796,500
Intergovernmental shared revenues - unrestricted	3,101,479	3,622,263	3,918,371	4,239,490
Investment earnings	311,684	279,305	41,552	49,228
Miscellaneous revenues	49,573	131,466	150,649	189,398
Gain on disposal of capital assets	-	-	-	-
Total general revenues	15,591,317	15,983,193	15,877,854	16,467,095
Special Items				
Donation of infrastructure	-	-	-	-
Total special items	-	-	-	-
Change in Net Position				
Governmental activities	(931,224)	(420,725)	(332,736)	697,991
Total primary government	\$ (931,224)	\$ (420,725)	\$ (332,736)	\$ 697,991

Note: Basic Financial Statements and Management's Discussion and Analysis for State and Local Governments.
The City has no business type activities.

* Infrastructure tax was approved by referendum in 2016.

	2015	2016	2017	2018	2019	2020
\$	3,681,586	\$ 4,139,771	\$ 3,696,061	\$ 3,991,739	\$ 4,429,090	\$ 4,606,134
	12,626,261	15,683,842	16,405,181	17,128,664	19,009,577	19,424,915
	1,582,486	1,541,912	1,613,741	1,689,389	1,893,826	2,095,208
	2,100,850	2,244,474	2,632,499	2,831,276	2,973,648	2,851,949
	2,239,455	2,564,247	2,413,834	2,521,088	2,235,420	2,720,995
	129,895	118,853	107,219	95,144	82,611	69,513
	<u>22,360,533</u>	<u>26,293,099</u>	<u>26,868,535</u>	<u>28,257,300</u>	<u>30,624,172</u>	<u>31,768,714</u>
	2,531,497	3,002,840	3,058,853	2,900,144	2,923,820	2,984,859
	1,777,915	1,604,800	1,765,299	1,518,667	1,576,128	2,329,821
	935,378	910,328	848,788	989,156	1,167,813	912,629
	<u>5,244,790</u>	<u>5,517,968</u>	<u>5,672,940</u>	<u>5,407,967</u>	<u>5,667,761</u>	<u>6,227,309</u>
	884,112	865,029	834,409	945,840	1,058,815	1,352,175
	1,171,033	706,263	739,518	562,606	1,044,044	857,197
	<u>7,299,935</u>	<u>7,089,260</u>	<u>7,246,867</u>	<u>6,916,413</u>	<u>7,770,620</u>	<u>8,436,681</u>
	(15,060,598)	(19,203,839)	(19,621,668)	(21,340,887)	(22,853,552)	(23,332,033)
	<u>(15,060,598)</u>	<u>(19,203,839)</u>	<u>(19,621,668)</u>	<u>(21,340,887)</u>	<u>(22,853,552)</u>	<u>(23,332,033)</u>
	6,652,247	8,272,819	8,999,275	9,866,149	11,310,316	12,171,506
	4,005,809	4,003,013	4,068,823	4,182,645	4,157,398	4,379,456
	-	-	1,943,133	2,823,027	2,921,121	2,738,553
	1,827,188	1,808,816	1,885,113	1,862,309	1,915,036	1,932,673
	4,547,615	4,692,065	4,795,980	4,944,327	5,040,095	4,605,095
	133,512	161,863	79,464	218,212	391,250	227,185
	178,609	130,516	118,538	116,003	101,971	69,894
	-	47,903	-	11,771	178,847	11,050
	<u>17,344,980</u>	<u>19,116,995</u>	<u>21,890,326</u>	<u>24,024,443</u>	<u>26,016,034</u>	<u>26,135,412</u>
	(1,605,131)	(249,422)	-	-	-	-
	<u>(1,605,131)</u>	<u>(249,422)</u>	<u>-</u>	<u>-</u>	<u>-</u>	<u>-</u>
	679,251	(336,266)	2,268,658	2,683,556	3,162,482	2,803,379
\$	<u>679,251</u>	<u>(336,266)</u>	<u>2,268,658</u>	<u>2,683,556</u>	<u>3,162,482</u>	<u>2,803,379</u>

City of Greenacres, Florida
Schedule 3
Fund Balances, Governmental Funds
(Modified accrual basis of accounting)
(unaudited)

Fiscal Year Ended 9/30	2011 ⁽¹⁾	2012 ⁽¹⁾	2013	2014
General Fund				
Non-spendable	\$ 209,467	\$ 215,447	\$ 215,682	\$ 460,507
Committed	4,700,999	4,852,526	4,787,220	4,769,993
Assigned	896,551	762,216	823,418	805,505
Unassigned	5,319,033	6,007,644	6,262,209	7,427,155
Total general fund	\$ 11,126,050	\$ 11,837,833	\$ 12,088,529	\$ 13,463,160
All Other Governmental Funds				
Non-spendable	\$ -	\$ -	\$ 269,605	\$ 695
Restricted	9,587,502	9,289,721	8,352,052	7,462,758
Assigned	3,810,670	2,577,879	2,060,104	1,907,665
Unassigned	-	-	-	-
Total all other governmental funds	\$ 13,398,172	\$ 11,867,600	\$ 10,681,761	\$ 9,371,118
Total fund balances, all funds	\$ 24,524,222	\$ 23,705,433	\$ 22,770,290	\$ 22,834,278

Note: (1) General Fund Committed and Assigned fund Balances were restated to reflect the adoption of the City's new Fund Balance Policy creating a new classification of Budget Stabilization Reserve replacing Economic Conditions Mitigation Reserve.

2015	2016	2017	2018	2019	2020
\$ 395,891	\$ 1,034,146	\$ 217,802	\$ 1,055,869	\$ 85,023	\$ 136,504
1,000,000	2,000,000	2,000,000	2,000,000	2,000,000	2,000,000
4,293,148	1,844,962	498,564	417,096	460,394	582,393
8,530,048	6,916,469	8,193,877	7,839,245	9,386,839	9,728,653
<u>\$ 14,219,087</u>	<u>\$ 11,795,577</u>	<u>\$ 10,910,243</u>	<u>\$ 11,312,210</u>	<u>\$ 11,932,256</u>	<u>\$ 12,447,550</u>
\$ 762	\$ 862	\$ 1,110	\$ 444,225	\$ -	\$ 416
6,074,994	3,567,933	3,365,849	3,848,135	5,784,835	6,824,720
2,709,940	4,016,514	5,304,778	4,337,140	3,436,547	2,845,965
-	-	-	-	(26)	-
<u>\$ 8,785,696</u>	<u>\$ 7,585,309</u>	<u>\$ 8,671,737</u>	<u>\$ 8,629,500</u>	<u>\$ 9,221,356</u>	<u>\$ 9,671,101</u>
<u>\$ 23,004,783</u>	<u>\$ 19,380,886</u>	<u>\$ 19,581,980</u>	<u>\$ 19,941,710</u>	<u>\$ 21,153,612</u>	<u>\$ 22,118,651</u>

City of Greenacres, Florida
Schedule 4
Changes in Fund Balances, Governmental Funds
(Modified accrual basis of accounting)
(unaudited)

Fiscal Year Ended 9/30	2011	2012	2013	2014
Revenues				
Taxes	\$ 11,373,974	\$ 11,317,684	\$ 11,188,626	\$ 11,319,062
Permits and franchise fees	2,001,829	2,033,887	2,041,415	2,280,110
Intergovernmental	3,796,221	4,322,929	5,127,073	5,104,497
Charges for services	3,003,893	3,084,290	2,926,104	3,195,729
Fines and forfeitures	187,387	200,257	167,664	172,010
Impact fees	11,068	37,921	244,211	55,835
Interest	311,683	279,301	41,552	49,228
Contributions	14,781	25,785	34,996	93,798
Rental income	447,748	465,007	495,430	530,553
Miscellaneous revenues	87,174	128,621	140,597	85,161
Total revenues	21,235,758	21,895,682	22,407,668	22,885,983
Expenditures				
General government	3,063,567	3,138,043	3,145,262	3,235,568
Public Safety	12,466,351	12,441,179	12,702,323	12,277,486
Transportation	1,417,778	1,453,990	1,449,676	1,469,380
Culture/Recreation	1,313,639	1,370,331	1,372,083	1,349,738
Physical environment	1,642,876	1,688,818	1,723,865	1,743,688
Capital outlay	2,182,774	2,218,891	2,546,397	2,342,976
Debt service				
Principal	439,987	242,403	252,277	262,552
Interest	176,211	160,816	150,928	140,607
Total expenditures	22,703,183	22,714,471	23,342,811	22,821,995
Excess of revenues over (under) expenditures	(1,467,425)	(818,789)	(935,143)	63,988
Other Financing Sources (Uses)				
Transfers in	443,897	410,000	410,000	460,000
Transfers out	(443,897)	(410,000)	(410,000)	(460,000)
Total other financing sources (uses)	-	-	-	-
Special Item - disposal of police department	-	-	-	-
Net Change in fund balances	(1,467,425)	(818,789)	(935,143)	63,988
Fund balances - beginning, as restated	25,991,647	24,524,222	23,705,433	22,770,290
Fund balance - ending	\$ 24,524,222	\$ 23,705,433	\$ 22,770,290	\$ 22,834,278
Debt services (principal & interest) as a percentage of non-capital expenditures	2.88%	1.90%	1.83%	1.91%

	2015	2016	2017	2018	2019	2020
\$	11,805,795	\$ 13,421,388	\$ 16,205,819	\$ 18,117,913	\$ 19,734,733	\$ 20,604,647
	2,316,146	2,710,914	2,720,616	2,627,886	2,470,583	2,513,630
	5,672,011	5,179,941	5,310,832	5,517,752	5,862,915	5,418,045
	3,265,337	3,542,288	3,614,726	3,561,148	4,077,524	4,717,765
	216,334	109,790	126,688	111,778	96,233	49,946
	355,642	215,443	291,477	108,167	113,768	9,722
	182,246	258,008	105,563	256,298	673,416	490,797
	44,785	26,362	25,612	10,383	16,927	34,391
	599,848	539,734	507,844	566,025	648,026	592,821
	119,994	172,672	102,308	135,043	288,537	74,426
	24,578,138	26,176,540	29,011,485	31,012,393	33,982,662	34,506,190
	3,389,229	3,823,737	3,336,982	3,584,908	3,828,807	4,201,052
	13,254,521	15,506,170	17,007,595	17,864,359	18,777,411	19,309,347
	1,489,646	1,433,172	1,505,029	1,582,775	1,730,683	1,645,482
	1,503,044	1,733,112	1,868,310	2,053,816	2,050,276	1,903,240
	1,824,867	1,895,157	2,001,145	1,927,759	1,920,540	2,579,962
	2,543,156	4,972,137	2,688,119	3,235,853	4,059,837	3,498,900
	273,246	284,376	295,959	308,014	320,560	333,617
	129,924	118,884	107,252	95,179	82,646	69,551
	24,407,633	29,766,745	28,810,391	30,652,663	32,770,760	33,541,151
	170,505	(3,590,205)	201,094	359,730	1,211,902	965,039
	630,000	5,293,381	1,430,000	610,000	965,000	710,000
	(630,000)	(5,293,381)	(1,430,000)	(610,000)	(965,000)	(710,000)
	-	-	-	-	-	-
	-	(33,692)	-	-	-	-
	170,505	(3,623,897)	201,094	359,730	1,211,902	965,039
	22,834,278	23,004,783	19,380,886	19,581,980	19,941,710	21,153,612
\$	23,004,783	\$ 19,380,886	\$ 19,581,980	\$ 19,941,710	\$ 21,153,612	\$ 22,118,651
	1.78%	1.56%	1.50%	1.42%	1.34%	1.30%

City of Greenacres, Florida
Schedule 5
Assessed Value and Actual Value of Taxable Property
(unaudited)

<u>Fiscal Year</u> <u>Ended 9/30</u>	<u>Residential</u> <u>Property</u>	<u>Non-Residential</u> <u>Real Property⁽¹⁾</u>	<u>Tangible</u> <u>Personal</u> <u>Property⁽¹⁾</u>	<u>Total Taxable</u> <u>Assessed</u> <u>Value</u>	<u>Total</u> <u>Direct</u> <u>Tax Rate</u>	<u>Total Actual</u> <u>Just Value</u>
2011	876,108,913	278,247,734	67,842,583	1,222,199,230	5.6500	1,800,408,426
2012	852,805,455	271,318,182	68,318,358	1,192,441,995	5.6500	1,753,479,955
2013	803,700,888	268,021,137	64,977,847	1,136,699,872	5.6500	1,656,239,281
2014	838,576,548	276,300,334	66,368,209	1,181,245,091	5.4284	1,723,537,715
2015	915,991,830	287,094,042	71,187,641	1,274,273,513	5.4284	1,942,793,644
2016	1,017,765,761	303,954,292	78,305,014	1,400,025,067	6.0854	2,272,475,532
2017	1,118,743,876	324,714,910	80,468,039	1,523,926,825	6.0854	2,496,673,000
2018	1,245,747,620	364,528,329	70,301,083	1,680,577,032	6.4000	2,770,652,835
2019	1,354,242,158	400,415,340	75,672,124	1,830,329,622	6.4000	2,995,015,246
2020	1,480,686,726	412,899,460	76,709,003	1,970,295,189	6.4000	3,212,238,279

Note: ⁽¹⁾ Non-Residential Real Property includes Industrial, Institutional, and Agricultural property.

Source: Palm Beach County Property Appraiser's Office Schedules DR-403 V and Usecode-F (DRPC_AUTH)

City of Greenacres, Florida
Schedule 6
Direct and Overlapping Property Tax Rates
(unaudited)

Fiscal Year Ended 9/30	Greenacres			Overlapping Rates ⁽¹⁾				
	General Fund	Debt Service	Total City of Greenacres	Palm Beach County			Special Taxing Districts	Total
				BOCC ⁽²⁾⁽³⁾	Library System ⁽²⁾	School Board		
2011	5.6500	0.0000	5.6500	4.9960	0.6069	8.1540	2.5549	21.9618
2012	5.6500	0.0000	5.6500	4.9925	0.6081	8.1800	2.3433	21.7739
2013	5.6500	0.0000	5.6500	4.9902	0.6066	7.7780	2.3154	21.3402
2014	5.4284	0.0000	5.4284	4.9852	0.6065	7.5860	2.2280	20.8341
2015	5.4284	0.0000	5.4284	4.9729	0.6024	7.5940	2.1732	20.7709
2016	6.0854	0.0000	6.0854	4.9277	0.5985	7.5120	2.0974	21.2210
2017	6.0854	0.0000	6.0854	4.9142	0.5933	7.0700	1.9453	20.6082
2018	6.4000	0.0000	6.4000	4.8980	0.5901	6.5720	1.6920	20.1521
2019	6.4000	0.0000	6.4000	4.8580	0.5870	7.1640	1.6873	20.6963
2020	6.4000	0.0000	6.4000	4.8124	0.5833	7.0100	1.6753	20.4810

Note: ⁽¹⁾ Overlapping rates are those of local and county governments that apply to property owners within the City of Greenacres. Not all overlapping rates apply to all Greenacres property owners. For instance, the rates for special districts apply only to Greenacres properties located within the geographic boundaries of the district.

⁽²⁾ Combined operating plus debt service millage

⁽³⁾ Board of County Commissioners

Source: Palm Beach County Property Appraiser's office.

City of Greenacres, Florida
Schedule 7
Principal Property Tax Payers
(unaudited)

Current Year and Nine Years Ago

Taxpayers	2020			2011		
	Taxable Assessed Value	Rank	Percentage of Total City Taxable Assessed Value	Taxable Assessed Value	Rank	Percentage of Total City Taxable Assessed Value
Okeeheelee Apt. Partners/UDR Okeeheelee LLC	\$ 89,965,899	1	4.57%	\$ 46,147,247	1	3.78%
Keystone WPB Holding Corp. (Island Shores Apts.)	42,327,815	2	2.15%	21,074,161	4	1.72%
Florida Power & Light ⁽¹⁾	45,097,843	3	2.29%	31,174,646	2	2.55%
AGRE River Bridge Owner LLC (River Bridge Plaza)	31,796,628	4	1.61%	29,482,273	3	2.41%
JHB Florida Properties, LLC (Waterway Village)	31,711,612	5	1.61%			
Pickwick Mobile Home Park	18,561,868	6	0.94%	9,971,904	8	0.82%
Gator Green Acres (Greenacres Plaza)	18,305,639	7	0.93%	11,937,250	6	0.98%
Colonial MHC Ltd Partnership	16,934,762	8	0.86%	8,713,420	10	0.71%
Lago Palma MHC LLC	15,351,048	9	0.78%			
SPRJ Chelsea Commons LLC	16,125,000	10	0.82%			
Batmasian, James H				14,964,509	5	1.22%
SCM Realty, Inc./Steve Moore Chevrolet				11,006,577	7	0.90%
Dayton Hudson Corp				9,370,035	9	0.77%
Total	\$ 326,178,114		16.55%	\$ 193,842,022		15.87%

Total Taxable Assessed Value \$ 1,970,295,189 \$ 1,222,199,230

Note: ⁽¹⁾ FPL pays taxes on real property (land parcel for sub-station at 4101 S Military Trail) and tangible personal property (lines, poles, transformers, etc.) in the City.

Source: Top Ten Taxpayers Report provided by Palm Beach County Property Appraiser's Office.

City of Greenacres, Florida
Schedule 8
Property Tax Levies and Collections
(unaudited)

Fiscal Year Ended 9/30	Taxes Levied for the Fiscal Year	Collections in the Year of Levy ⁽¹⁾	Percentage of Levy	Collections in Subsequent Years ⁽¹⁾⁽²⁾	Total Collections To Date	Percentage of Levy
2011	\$ 6,905,426	\$ 6,439,683	93.3%	\$ 237,963	\$ 6,677,646	96.7%
2012	\$ 6,737,297	\$ 6,258,439	92.9%	\$ 198,670	\$ 6,457,109	95.8%
2013	\$ 6,422,354	\$ 5,991,612	93.3%	\$ 219,035	\$ 6,210,647	96.7%
2014	\$ 6,412,271	\$ 6,013,462	93.8%	\$ 187,752	\$ 6,201,214	96.7%
2015	\$ 6,917,266	\$ 6,509,862	94.1%	\$ 142,385	\$ 6,652,247	96.2%
2016	\$ 8,519,713	\$ 8,025,341	94.2%	\$ 247,478	\$ 8,272,818	97.1%
2017	\$ 9,273,704	\$ 8,751,853	94.4%	\$ 247,422	\$ 8,999,275	97.0%
2018	\$ 10,226,983	\$ 9,683,544	94.7%	\$ 182,605	\$ 9,866,149	96.5%
2019	\$ 11,714,110	\$ 11,098,114	94.7%	\$ 212,202	\$ 11,310,317	96.6%
2020	\$ 12,609,889	\$ 11,895,957	94.3%	\$ 275,550	\$ 12,171,506	96.5%
Totals	\$ 85,739,013	\$ 80,667,866	94.1%	\$ 2,151,062	\$ 82,818,928	96.6%

Note (1) 2018 was adjusted to reflect the proper amount collected for the year.

(2) Collections in subsequent years are not tracked specifically for the year levied; amounts shown are all delinquent taxes received during that fiscal year. Totals are shown on the bottom row to give a better representation of collections, including delinquent taxes, over time.

City of Greenacres, Florida
Schedule 9
Ratios of Outstanding Debt by Type
(unaudited)

Fiscal Year Ended 9/30	Bank Notes	Total Debt	Percentage Personal Income ⁽¹⁾	Per Capita
2011	4,256,079	4,256,079	0.55%	112.38
2012	3,806,605	3,806,605	0.54%	99.97
2013	3,554,328	3,554,328	0.53%	93.11
2014	3,291,777	3,291,777	0.43%	85.30
2015	3,018,529	3,018,529	0.40%	77.51
2016	2,734,153	2,734,153	0.35%	69.99
2017	2,438,194	2,438,194	0.28%	61.31
2018	2,130,180	2,130,180	0.23%	53.84
2019	1,809,620	1,809,620	0.18%	45.45
2020	1,476,003	1,476,003	N/A	36.95

*Note: The City has no business-type activities.
The City has no General Obligation Bonds or Revenue Bonds*

*Source: (1) Calculated as Total Debt / (Population x Per Capita Income); see also Schedule 14
Demographic and Economic Information*

N/A = not yet available

City of Greenacres, Florida
Schedule 10
Ratios of General Bonded Debt Outstanding
(unaudited)

Fiscal Year Ended 9/30	Population(1)	Taxable Value(2)	General Bonded Debt	Percentage of Actual Taxable Value of Property	Per Capita
2011	37,873	1,222,199,230	-	0.00%	-
2012	38,079	1,192,441,995	-	0.00%	-
2013	38,172	1,136,699,872	-	0.00%	-
2014	38,590	1,181,245,091	-	0.00%	-
2015	38,943	1,274,273,513	-	0.00%	-
2016	39,066	1,400,025,067	-	0.00%	-
2017	39,770	1,523,926,825	-	0.00%	-
2018	39,568	1,680,577,032	-	0.00%	-
2019	39,813	1,830,329,622	-	0.00%	-
2020	39,945	1,970,295,189	-	0.00%	-

Source: (1) Bureau of Economic & Business Research (BEBR).
(2) Palm Beach County Property Appraiser's Office.

City of Greenacres, Florida
Schedule 11
Direct and Overlapping Governmental Activities Debt
(unaudited)

As of September 30, 2020

Governmental Unit	Debt Outstanding	Estimated Percentage Applicable ⁽¹⁾	Estimated Share of Overlapping Debt
Overlapping			
Palm Beach School District	\$ 6,498	1.02%	\$ 66
Palm Beach County	44,740,000	1.02%	455,901
<hr/>			
Subtotal, overlapping debt	44,746,498		455,967
<hr/>			
City direct debt	1,476,003	100.00%	1,476,003
<hr/>			
Total direct and overlapping debt	\$ 46,222,501		\$ 1,931,970

Note: (1) Estimated percentage applicable is based on city's proportional total assessed property values as a percentage of the county total. Overlapping governments are those that coincide, at least in part, with geographic boundaries of the city. This schedule estimates the portion of the outstanding debt of those overlapping governments that is borne by the property taxpayers of the City of Greenacres. This process recognizes that, when considering the government's ability to issue and repay long-term debt, the entire debt burden borne by the property taxpayers should be taken into account. However, this does not imply that every taxpayer is a resident, and therefore responsible for repaying the debt, of each overlapping government.

Source: Palm Beach County School District.

City of Greenacres, Florida
Schedule 12
Legal Debt Margin Information
(unaudited)

The City of Greenacres has no legal debt margin.

City of Greenacres, Florida
Schedule 13
Pledged-Revenue Coverage
(unaudited)

Fiscal Year Ended 9/30	Public Improvement Note 2004A ⁽¹⁾					Coverage
	Non Ad Valorem Revenues	Debt Service			Total	
		Principal	Interest			
2011	13,429,121	232,916	170,344	403,260	3.00%	
2012	14,348,379	242,403	160,857	403,260	2.81%	
2013	14,445,614	252,277	150,928	403,205	2.79%	
2014	15,312,947	262,552	140,607	403,159	2.63%	
2015	15,757,432	273,246	129,924	403,170	2.56%	
2016	17,551,336	284,376	118,883	403,259	2.30%	
2017	16,751,390	295,959	107,252	403,211	2.41%	
2018	17,105,972	308,014	95,178	403,192	2.36%	
2019	18,063,792	320,560	82,647	403,207	2.23%	
2020	18,112,892	333,617	69,551	403,168	2.23%	

Note: (1) Issued Public Improvement Note 2004A at the end of 2004, with first debt service payments due in fiscal 2005. Financed the municipal complex, including a new city hall and public works facilities

City of Greenacres, Florida
Schedule 14
Demographic and Economic Information
(unaudited)

Fiscal Year	Population ⁽¹⁾	Median Age ⁽²⁾	Per Capita Income ⁽²⁾	Median Home Sale Price ⁽³⁾	School Enrollment ⁽⁴⁾	Civilian Labor Force ⁽⁵⁾	Unemployment Rate ⁽⁵⁾
2011	37,873	36.9	21,959	67,756	10,378	17,279	9.5%
2012	38,079	36.3	20,369	72,841	10,601	17,677	8.0%
2013	38,172	36.2	19,170	77,686	11,006	17,982	6.6%
2014	38,590	35.8	19,732	95,965	11,196	18,370	5.4%
2015	38,943	36.1	19,552	107,186	11,614	21,622	4.1%
2016	39,066	35.5	20,025	128,730	11,593	21,095	3.9%
2017	39,770	36.7	22,020	150,300	11,847	21,867	4.3%
2018	39,568	37.6	23,745	170,000	11,907	21,824	3.4%
2019	39,813	38.1	25,249	183,622	11,822	21,121	2.9%
2020	39,945	N/A	N/A	198,074	12,079	21,261	6.7%

Source: (1) Bureau of Economic & Business Research (BEBR).
(2) U.S. Census Bureau, American Community Survey 5-Year Estimates
(3) Zillow.com
(4) Palm Beach County School District (11th Day Enrollment Count)
(5) U.S. Bureau of Labor Statistics, Bureau of Labor Statistics.

N/A = not yet available

City of Greenacres, Florida
Schedule 15
Principal Employers County Wide
(unaudited)

One Year Ago and Nine Years Ago

2020			2011		
Employer	Employees	Percentage of Total Employment	Employer	Employees	Percentage of Total Employment
School Board	21,200	3.09%	School Board	21,495	3.61%
Palm Beach County**	11,484	1.67%	Palm Beach County**	11,381	1.91%
Tenet Healthcare Corp.	6,136	0.89%	Tenet Healthcare Corp.	6,100	1.03%
NextEra Energy Inc	4,021	0.52%	FP & L (Headquarters)	3,632	0.50%
HCA (Hospital Corp. of America)	3,550	0.59%	G4S (Headquarters)	3,000	0.61%
Boca Raton Regional Hospital	2,800	0.41%	Hospital Corporation of America	2,714	0.46%
Florida Atlantic University	2,761	0.40%	Florida Atlantic University	2,706	0.45%
Veteran's Health Administration	2,468	0.36%	Bethesda Health, Inc.	2,391	0.40%
Bethesda Health, Inc.	2,200	0.32%	Office Depot (Headquarters)	2,250	0.38%
Office Depot, Inc. (Hdqtrs)	2,034	0.30%	Veteran's Health Administration	2,207	0.37%
Total	58,654	8.55%	Total	57,876	9.73%

Source: *Business Development Board of Palm Beach County*

***Palm Beach County Annual Budget Doc/Full Version - Position Summary by Dept;
includes all Board of County Commissioners (BCC), Other Departments and Agencies, and Constitutional Officers.*

City of Greenacres, Florida

Schedule 16

Full-Time Equivalent City Government Employees by Function/Program

(unaudited)

Fiscal Year Ended 9/30	2011	2012	2013	2014	2015	2016	2017	2018	2019	2020
<u>Function/Program</u>										
Administration	10.5	10.5	11	11	11	11	11	11	11	15
Finance	14	14	13	13	13	13	13	14	14	8
I.T. ⁽¹⁾	N/A	N/A	N/A	N/A	N/A	N/A	N/A	N/A	N/A	3
Purchasing ⁽¹⁾	N/A	N/A	N/A	N/A	N/A	N/A	N/A	N/A	N/A	2
Planning & Engineering	6	5.5	6	6	6	6	6	6	6	6
Public Works	21	21	21	21	21	22	24	25	25	25
Public Safety/Fire Rescue ⁽²⁾	109.5	109.5	109.5	110.5	115.5	47	54	57	57	57
Leisure Services/CRS ⁽³⁾⁽⁴⁾	13	13	13	13.5	15.5	16.5	23	26.5	28	12
Youth Programs ⁽¹⁾	N/A	N/A	N/A	N/A	N/A	N/A	N/A	N/A	N/A	15.5
Building	9.5	9.5	10	10	10	10	13	13	13	15
Total	183.5	183.0	183.5	185.0	192.0	125.5	144.0	152.5	154.0	158.5

Note:

(1) Department reorganizations for Finance (I.T. & Purchasing) and CRS (Youth Programs) in FY20

(2) Law Enforcement merged with Palm Beach County Sheriffs Office in Feb 2016.

(3) Some personnel associated with Youth Programs are in fund 105.

(4) Leisure Services renamed Community & Recreation Services in FY20

Source: Budget City of Greenacres - Budget Overview-Personnel Summary (also Budget-Department-B1 Personnel Staffing for FY20)

City of Greenacres, Florida
Schedule 17
Operating Indicators by Function/Program
(unaudited)

Fiscal Year Ended 9/30	2011	2012	2013	2014	2015	2016	2017	2018	2019	2020
Function/Program										
General Government										
Population	37,873	38,079	38,172	38,590	38,943	39,066	39,770	39,568	39,813	39,945
Number of residential units	17,092	17,104	17,123	17,140	17,175	17,194	17,296	17,340	17,360	17,675
Number of solid waste accounts billed ⁽¹⁾	6,847	6,869	6,889	6,927	6,940	6,958	7,019	7,074	N/A	N/A
Public Safety										
Total calls for responded service ^{(2) (3)}	25,044	18,217	19,214	20,389	19,424	6,386	N/A	N/A	N/A	N/A
Number of arrests by police officers ⁽³⁾	2,042	1,840	1,874	1,501	1,487	484	N/A	N/A	N/A	N/A
Number of traffic citations issued ⁽³⁾	6,952	6,984	5,747	4,415	3,253	913	N/A	N/A	N/A	N/A
EMS average response times (minutes)	6	6	6	6	6	6	6	6	6	6
Number of EMS calls (incl. in total calls)	4,802	5,407	5,262	5,533	5,272	5,561	6,174	6,347	6,535	6,010
Number of code enforcement inspections	2,670	2,517	2,126	1,616	1,429	1,587	1,601	1,043	1,876	1,528
Transportation										
Number of paved miles maintained	23	23	23	23	23	23	23	23	23	23
Number of vehicle repair orders completed	1,258	1,264	1,161	1,285	1,185	909	834	838	1,010	841
Number of city vehicles maintained	100	99	99	100	101	100	49	52	55	57
Physical Environment										
Total park acreage maintained ⁽⁴⁾	82	134	134	134	134	134	134	136	136	136
Average cost per acre to mow ⁽⁵⁾	1,852	1,822	1,688	N/A	N/A	N/A	N/A	N/A	N/A	N/A
Average cost per acre to maintain	-	-	-	3,403	3,909	4,515	4,521	5,154	4,539	4,444
Cultural & Recreation										
Number of community events presented	8	8	6	5	7	10	15	19	10	10
Number of registrants in athletic programs	767	752	631	890	698	534	616	371	573	232
Number of participants in after-school programs	124	135	144	156	168	295	343	305	299	160

Notes:

- ⁽¹⁾ Starting in FY19, Solid Waste accounts were billed by the PBC Tax Collector.
- ⁽²⁾ Starting in FY 12, Law enforcement only.
- ⁽³⁾ Law Enforcement merged with Palm Beach County Sheriffs Office in Feb 2016 (numbers reflect City Public Safety only until that time).
- ⁽⁴⁾ Total adjusted in FY12 to include lakes, landscaped, vegetative and asphalt area.
- ⁽⁵⁾ Average cost per acre to mow is now average cost per acre to maintain, and includes additional costs.

City of Greenacres, Florida
Schedule 18
Capital Asset Statistics by Function/Program
(unaudited)

Fiscal Year Ended 9/30	2011	2012	2013	2014	2015	2016	2017	2018	2019	2020
Function/Program										
General Government										
Office Buildings	9	9	9	9	9	9	9	9	9	9
Public Safety										
Public Safety Stations	2	2	2	2	2	2	2	2	2	2
Public Safety Sub-Stations				1	1	1	1	1	1	1
Police Patrol Vehicles ⁽¹⁾	34	34	36	36	36	N/A	N/A	N/A	N/A	N/A
Fire Trucks	4	4	4	4	4	4	4	4	5	5
EMS Units (Ambulances)	4	4	4	4	4	4	4	4	5	4
Transportation										
Street lane (miles)	49.52	49.52	45.80	45.80	45.80	45.80	45.80	45.80	45.80	45.80
Traffic Signs	1,084	1,195	1,193	1,184	1,184	1,187	1,225	1,243	1,260	1,270
Stormwater Structures ⁽²⁾	633	639	639	632	632	632	645	645	646	646
Physical Environment										
Baseball/Multi-use Fields	7	7	7	6	6	6	6	4	6	6
Soccer Fields/Courts	4	4	4	4	4	4	4	6	6	6
Cultural & Recreation										
Playgrounds	14	14	14	14	13	13	13	13	13	13
Community Centers	1	1	1	1	1	1	1	1	1	1
Parks	13	13	13	13	13	13	13	14	14	14

Notes:

⁽¹⁾ Law Enforcement merged with Palm Beach County Sheriffs Office in Feb 2016

⁽²⁾ Inlets, Outfalls, Control Structures and Manholes

OTHER REPORTS



NOWLEN, HOLT & MINER, P.A.

CERTIFIED PUBLIC ACCOUNTANTS

WEST PALM BEACH OFFICE
NORTHBRIDGE CENTRE
515 N. FLAGLER DRIVE, SUITE 1700
POST OFFICE BOX 347
WEST PALM BEACH, FLORIDA 33402-0347
TELEPHONE (561) 659-3060
FAX (561) 835-0628
WWW.NHMCPA.COM

EVERETT B. NOWLEN (1930-1984), CPA
EDWARD T. HOLT, CPA
WILLIAM B. MINER, RETIRED
ROBERT W. HENDRIX, JR., CPA
JANET R. BARRICEVICH, RETIRED, CPA
TERRY L. MORTON, JR., CPA
N. RONALD BENNETT, CVA, ABV, CFF, CPA
ALEXIA G. VARGA, CFE, CPA
EDWARD T. HOLT, JR., PFS, CPA
BRIAN J. BRESCIA, CFP®, CPA

MARK J. BYMASTER, CFE, CPA
RYAN M. SHORE, CFP®, CPA
WEI PAN, CPA
WILLIAM C. KISKER, CPA
RICHARD E. BOTTS, CPA

INDEPENDENT AUDITOR'S REPORT ON INTERNAL CONTROL OVER FINANCIAL REPORTING AND ON COMPLIANCE AND OTHER MATTERS BASED ON AN AUDIT OF FINANCIAL STATEMENTS PERFORMED IN ACCORDANCE WITH *GOVERNMENT AUDITING STANDARDS*

BELLE GLADE OFFICE
333 S.E. 2nd STREET
POST OFFICE BOX 338
BELLE GLADE, FLORIDA 33430-0338
TELEPHONE (561) 996-5612
FAX (561) 996-6248

The Honorable Mayor and Members of the City Commission
City of Greenacres, Florida

We have audited, in accordance with the auditing standards generally accepted in the United States of America and the standards applicable to financial audits contained in *Government Auditing Standards*, issued by the Comptroller General of the United States, the financial statements of the governmental activities, each major fund, and the aggregate remaining fund information of the City of Greenacres, Florida, as of and for the year ended September 30, 2020, and the related notes to the financial statements, which collectively comprise the City of Greenacres, Florida's basic financial statements and have issued our report thereon dated June 14, 2021.

Internal Control Over Financial Reporting

In planning and performing our audit of the financial statements, we considered the City of Greenacres, Florida's internal control over financial reporting (internal control) to determine the audit procedures that are appropriate in the circumstances for the purpose of expressing our opinions on the financial statements, but not for the purpose of expressing an opinion on the effectiveness of the City of Greenacres, Florida's internal control. Accordingly, we do not express an opinion on the effectiveness of the City of Greenacres, Florida's internal control.

A *deficiency in internal control* exists when the design or operation of a control does not allow management or employees, in the normal course of performing their assigned functions, to prevent, or detect and correct misstatements on a timely basis. A *material weakness* is a deficiency, or a combination of deficiencies, in internal control, such that there is a reasonable possibility that a material misstatement of the entity's financial statements will not be prevented, or detected and corrected on a timely basis. A *significant deficiency* is a deficiency, or a combination of deficiencies, in internal control that is less severe than a material weakness, yet important enough to merit attention by those charged with governance.

Our consideration of internal control was for the limited purpose described in the first paragraph of this section and was not designed to identify all deficiencies in internal control that might be material weaknesses or significant deficiencies and therefore, material weaknesses or significant deficiencies may exist that have not been identified. Given these limitations, we did not identify any deficiencies in internal control that we consider to be material weaknesses. However, as described below, we did identify a deficiency in internal control that we consider to be a significant deficiency.

Finding 2020-1

Condition: We noted that bank reconciliations were prepared each month but the reconciliations were not always reviewed each month.

Criteria: Bank reconciliations should be prepared monthly and promptly reviewed.

Effect: Because bank reconciliations were not reconciled monthly, misstatements could occur and not be detected and corrected in a timely manner.

Recommendation: We recommend that bank reconciliations be reviewed promptly.

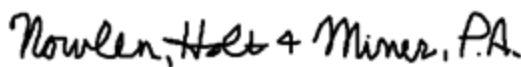
Management Response: In prior years, bank reconciliations were promptly prepared and reviewed monthly. In October 2019, the long-term Finance Director departed and soon thereafter the COVID-19 pandemic hit. COVID caused temporary shutdowns and work from home situations. There was a temporary delay in the review of monthly bank reconciliations. By the end of the 2020 fiscal year, the reconciliation process had returned to normal, and reviews were being completed in a timely manner

Compliance and Other Matters

As part of obtaining reasonable assurance about whether the City of Greenacres, Florida's financial statements are free from material misstatement, we performed tests of its compliance with certain provisions of laws, regulations, contracts, and grant agreements, noncompliance with which could have a direct and material effect on the determination of financial statements. However, providing an opinion on compliance with those provisions was not an objective of our audit, and accordingly, we do not express such an opinion. The results of our tests disclosed no instances of noncompliance or other matters that are required to be reported under *Government Auditing Standards*.

Purpose of this Report

The purpose of this report is solely to describe the scope of our testing of internal control and compliance and the results of that testing, and not to provide an opinion on the effectiveness of the entity's internal control or on compliance. This report is an integral part of an audit performed in accordance with *Government Auditing Standards* in considering the entity's internal control and compliance. Accordingly, this communication is not suitable for any other purpose.



West Palm Beach, Florida
June 14, 2021



NOWLEN, HOLT & MINER, P.A.

CERTIFIED PUBLIC ACCOUNTANTS

WEST PALM BEACH OFFICE
NORTHBRIDGE CENTRE
515 N. FLAGLER DRIVE, SUITE 1700
POST OFFICE BOX 347
WEST PALM BEACH, FLORIDA 33402-0347
TELEPHONE (561) 659-3060
FAX (561) 835-0628
WWW.NHMCPA.COM

EVERETT B. NOWLEN (1930-1984), CPA
EDWARD T. HOLT, CPA
WILLIAM B. MINER, RETIRED
ROBERT W. HENDRIX, JR., CPA
JANET R. BARICEVICH, RETIRED, CPA
TERRY L. MORTON, JR., CPA
N. RONALD BENNETT, CVA, ABV, CFF, CPA
ALEXIA G. VARGA, CFE, CPA
EDWARD T. HOLT, JR., PFS, CPA
BRIAN J. BRESCIA, CFP®, CPA

MARK J. BYMASTER, CFE, CPA
RYAN M. SHORE, CFP®, CPA
WEI PAN, CPA
WILLIAM C. KISKER, CPA
RICHARD E. BOTTS, CPA

BELLE GLADE OFFICE
333 S.E. 2nd STREET
POST OFFICE BOX 338
BELLE GLADE, FLORIDA 33430-0338
TELEPHONE (561) 996-5612
FAX (561) 996-6248

MANAGEMENT LETTER IN ACCORDANCE WITH THE RULES OF THE AUDITOR GENERAL OF THE STATE OF FLORIDA

To the Honorable Mayor and Member of the City Council
City of Greenacres, Florida

Report on the Financial Statements

We have audited the financial statements of the City of Greenacres, Florida, as of and for the fiscal year ended September 30, 2020, and have issued our report thereon dated June 14, 2021.

Auditor's Responsibility

We conducted our audit in accordance with auditing standards generally accepted in the United States of America; the standards applicable to financial audits contained in *Government Auditing Standards* issued by the Comptroller General of the United States; and Chapter 10.550, Rules of the Auditor General.

Other Reporting Requirements

We have issued our Independent Auditor's Report on Internal Control Over Financial Reporting and on Compliance and Other Matters Based on an Audit of Financial Statements Performed in Accordance with *Government Auditing Standards* and Independent Accountant's Report on an examination conducted in accordance with *AICPA Professional Standards*, AT-C Section 315, regarding compliance requirements in accordance with Chapter 10.550, Rules of the Auditor General. Disclosures in those reports, which are dated June 14, 2021, should be considered in conjunction with this Management Letter.

Prior Audit Findings

Section 10.554(1)(i)1., Rules of the Auditor General, requires that we determine whether or not corrective actions have been taken to address findings and recommendations made in the preceding financial audit report. No findings and recommendations were made in the preceding financial audit report.

Official Title and Legal Authority

Section 10.554(1)(i)4., Rules of the Auditor General, requires that the name or official title and legal authority for the primary government and each component unit of the reporting entity be disclosed in this Management Letter, unless disclosed in the notes to the financial statements. This information was disclosed in Note 1 to the financial statements. There are no component units included in the City of Greenacres, Florida's financial statements.

Financial Condition and Management

Sections 10.554(1)(i)5.a. and 10.556(7), Rules of the Auditor General, require us to apply appropriate procedures and communicate the results of our determination as to whether or not the City of Greenacres, Florida met one or more of the conditions described in Section 218.503(1), Florida Statutes, and to identify the specific condition(s) met. In connection with our audit, we determined that the City of Greenacres, Florida did not meet any of the conditions described in Section 218.503(1), Florida Statutes.

Pursuant to Sections 10.554(1)(i)5.b. and 10.556(8), Rules of the Auditor General, we applied financial condition assessment procedures for the City of Greenacres, Florida. It is management's responsibility to monitor the City of Greenacres, Florida's financial condition, and our financial condition assessment was based in part on representations made by management and review of financial information provided by same. Our assessment was done as of the fiscal year end. The results of our procedures did not disclose any matters that are required to be reported.

Section 10.554(1)(i)2., Rules of the Auditor General, requires that we communicate any recommendations to improve financial management. In connection with our audit, we did not have any such recommendations.

Special District Component Units

Section 10.554(1)(i)5.c, Rules of the Auditor General, requires, if appropriate, that we communicate the failure of a special district that is a component unit of a county, municipality, or special district, to provide the financial information necessary for proper reporting of the component unit within the audited financial statements of the county, municipality, or special district in accordance with Section 218.39(3)(b), Florida Statutes. In connection with our audit, we did not note any special district component units that failed to provide the necessary information for proper reporting in accordance with Section 218.39(3)(b), Florida Statutes.

Additional Matters

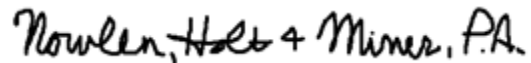
Section 10.554(1)(i)3., Rules of the Auditor General, requires us to communicate noncompliance with provisions of contracts or grant agreements, or abuse, that have occurred, or are likely to have occurred, that have an effect on the financial statements that is less than material but warrants the attention of those charged with governance. In connection with our audit, we did not note any such findings.

Single Audits

The City of Greenacres, Florida expended less than \$750,000 of federal awards and less than \$750,000 of state financial assistance for the fiscal year ended September 30, 2020, and was not required to have a federal single audit or a state single audit.

Purpose of this Letter

Our Management Letter is intended solely for the information and use of the Legislative Auditing Committee, members of the Florida Senate and the Florida House of Representatives, the Florida Auditor General, Federal and other granting agencies, the City Council, and applicable management, and is not intended to be and should not be used by anyone other than these specified parties.

A handwritten signature in black ink that reads "Nowlen, Holt & Mimer, P.A." The signature is written in a cursive style and is enclosed in a thin black rectangular border.

West Palm Beach, Florida
June 14, 2021



NOWLEN, HOLT & MINER, P.A.

CERTIFIED PUBLIC ACCOUNTANTS

WEST PALM BEACH OFFICE
NORTHBRIDGE CENTRE
515 N. FLAGLER DRIVE, SUITE 1700
POST OFFICE BOX 347
WEST PALM BEACH, FLORIDA 33402-0347
TELEPHONE (561) 659-3060
FAX (561) 835-0628
WWW.NHMCPA.COM

EVERETT B. NOWLEN (1930-1984), CPA
EDWARD T. HOLT, CPA
WILLIAM B. MINER, RETIRED
ROBERT W. HENDRIX, JR., CPA
JANET R. BARICEVICH, RETIRED, CPA
TERRY L. MORTON, JR., CPA
N. RONALD BENNETT, CVA, ABV, CFF, CPA
ALEXIA G. VARGA, CFE, CPA
EDWARD T. HOLT, JR., PFS, CPA
BRIAN J. BRESCIA, CFP®, CPA

MARK J. BYMASTER, CFE, CPA
RYAN M. SHORE, CFP®, CPA
WEI PAN, CPA
WILLIAM C. KISKER, CPA
RICHARD E. BOTTS, CPA

**INDEPENDENT ACCOUNTANT’S REPORT
ON COMPLIANCE WITH SECTION 218.415,
FLORIDA STATUTES**

BELLE GLADE OFFICE
333 S.E. 2nd STREET
POST OFFICE BOX 338
BELLE GLADE, FLORIDA 33430-0338
TELEPHONE (561) 996-5612
FAX (561) 996-6248

The Honorable Mayor and Members of the City Commission
City of Greenacres, Florida

We have examined the City of Greenacres, Florida’s compliance with Section 218.415, Florida Statutes during the year ended September 30, 2020. Management of the City of Greenacres, Florida is responsible for the City of Greenacres, Florida’s compliance with the specified requirements. Our responsibility is to express an opinion on the City of Greenacres, Florida’s compliance with the specified requirements based on our examination.

Our examination was conducted in accordance with attestation standards established by the American Institute of Certified Public Accountants. Those standards require that we plan and perform the examination to obtain reasonable assurance about whether the City of Greenacres, Florida complied, in all material respects, with the specified requirements referenced above. An examination involves performing procedures to obtain evidence about whether the City of Greenacres, Florida complied with the specified requirements. The nature, timing, and extent of the procedures selected depend on our judgement, including an assessment of the risks of material noncompliance, whether due to fraud or error. We believe that the evidence we obtained is sufficient and appropriate to provide a reasonable basis for our opinion.

Our examination does not provide a legal determination on the City of Greenacres, Florida’s compliance with the specified requirements.

In our opinion, the City of Greenacres, Florida complied, in all material respects, with Section 218.415, Florida Statutes for the year ended September 30, 2020.

This report is intended solely for the information and use of the Legislative Auditing Committee, members of the Florida Senate and Florida House of Representatives, the Florida Auditor General, applicable management, and the City Commission, and is not intended to be and should not be used by anyone other than these specified parties.

Nowlen, Holt & Miner, P.A.


West Palm Beach, Florida
June 14, 2021

IMPACT FEE AFFIDAVIT

BEFORE ME, the undersigned authority, personally appeared Teri Lea Beiriger, who being duly sworn, deposes and says on oath that:

1. I am the Finance Director of the City of Greenacres, which is a local governmental entity of the State of Florida;
2. The governing body of the City of Greenacres (Code 1966, Ord. No. 1983-29, Ord. No. 2008-15, Ord No. 2015-27 and Ord No. 2016-11) implementing an impact fee; and
3. The City of Greenacres has complied and, as of the date of this Affidavit, remains in compliance with Section 163.31801, Florida Statutes.

FURTHER AFFIANT SAYETH NAUGHT.



 Teri Lea Beiriger, Finance Director
 City of Greenacres

STATE OF FLORIDA
COUNTY OF PALM BEACH

SWORN TO AND SUBSCRIBED before me this 26th day of April, 2021.



 NOTARY PUBLIC
 Print Name Donna McDaniel

Personally known or produced identification _____

Type of identification produced: _____

My Commission Expires:

June 28, 2023

