

**TOWN OF MAYO, FLORIDA**  
**ANNUAL FINANCIAL REPORT**  
**September 30, 2021**

**TOWN OF MAYO, FLORIDA**  
**ANNUAL FINANCIAL REPORT**

September 30, 2021

**TABLE OF CONTENTS**

	<b>PAGE NO.</b>
<b>INTRODUCTORY SECTION</b>	
List of Principal Officials	5
<b>FINANCIAL SECTION</b>	
Independent Auditor's Report	7 - 8
Management's Discussion and Analysis	9 - 13
<b>Basic Financial Statements</b>	
Statement of Net Position	15
Statement of Activities	16
<b>Governmental Funds</b>	
Balance Sheet	17
Statement of Revenues, Expenditures and Changes in Fund Balances	18
Reconciliation of the Statement of Revenues, Expenditures, and Changes in Fund Balances of Governmental Funds to the Statement of Activities	19
<b>Proprietary Fund</b>	
Statement of Net Position	20
Statement of Revenues, Expenses and Changes in Net Position	21
Statement of Cash Flows	22
Notes to Financial Statements	23 - 44

**TOWN OF MAYO, FLORIDA**  
**ANNUAL FINANCIAL REPORT**  
September 30, 2021

**TABLE OF CONTENTS**

	<b>PAGE NO.</b>
<b>Required Supplementary Information</b>	
General Fund - Statement of Revenues, Expenditures and Changes in Fund Balance - Budget and Actual	46-48
Notes to Required Supplementary Information	49
Schedule of Proportionate Share of Net Pension Liability - Florida Retirement System and Health Insurance Subsidy Program	50
Schedule of Contributions - Florida Retirement System and Health Insurance Subsidy Program	51
Notes to Required Supplementary Information - Florida Retirement System and Health Insurance Subsidy Program	52-53
<b>COMPLIANCE SECTION</b>	
Schedule of Expenditures of Federal Awards and State Financial Assistance	55
Notes to Schedule of Expenditures of Federal Awards and State Financial Assistance	56
Independent Auditor's Report on Internal Control over Financial Reporting and on Compliance and Other Matters Based on an Audit of Financial Statements Performed in Accordance with <i>Government Auditing Standards</i>	57 - 58
Management Letter	59 - 61
Independent Accountant's Report	62
Communication with Those Charged with Governance	63 - 64

## **INTRODUCTORY SECTION**

**TOWN OF MAYO, FLORIDA**  
**LIST OF PRINCIPAL OFFICIALS**

**September 30, 2021**

**MAYOR**

Anne Murphy

**TOWN COUNCIL**

Wayne Hamlin

Jessica Lawson

Virginia McCray

Mamie Thomas

**TOWN CLERK**

Linda Cone

**OPERATIONS MANAGER**

Sampson Edwards

**ATTORNEY**

Angela Ball

## **FINANCIAL SECTION**



**Powell & Jones**  
Certified Public Accountants

Richard C. Powell, Jr., CPA  
Marian Jones Powell, CPA

1359 S.W. Main Blvd.  
Lake City, Florida 32025  
386 / 755-4200  
Fax: 386 / 719-5504  
admin@powellandjonescpa.com

## INDEPENDENT AUDITOR'S REPORT

To the Mayor and Members  
of the Town Council  
Town of Mayo, Florida

### Report on the Financial Statements

We have audited the accompanying financial statements of the governmental activities, the business-type activities, and each major fund of the Town of Mayo, Florida, (the Town) as of and for the year ended September 30, 2021, and the related notes to the financial statements, which collectively comprise the Town's basic financial statements as listed in the table of contents.

### *Management's Responsibility for the Financial Statements*

Management is responsible for the preparation and fair presentation of these financial statements in accordance with accounting principles generally accepted in the United States of America; this includes the design, implementation, and maintenance of internal control relevant to the preparation and fair presentation of financial statements that are free from material misstatement, whether due to fraud or error.

### *Auditor's Responsibility*

Our responsibility is to express opinions on these financial statements based on our audit. We conducted our audit in accordance with auditing standards generally accepted in the United States of America and the standards applicable to financial audits contained in *Government Auditing Standards*, issued by the Comptroller General of the United States. Those standards require that we plan and perform the audit to obtain reasonable assurance about whether the financial statements are free from material misstatement.

An audit involves performing procedures to obtain audit evidence about the amounts and disclosures in the financial statements. The procedures selected depend on the auditor's judgment, including the assessment of the risks of material misstatement of the financial statements, whether due to fraud or error. In making those risk assessments, the auditor considers internal control relevant to the entity's preparation and fair presentation of the financial statements in order to design audit procedures that are appropriate in the circumstances, but not for the purpose of expressing an opinion on the effectiveness of the entity's internal control. Accordingly, we express no such opinion. An audit also includes evaluating the appropriateness of accounting policies used and the reasonableness of significant accounting estimates made by management, as well as evaluating the overall presentation of the financial statements. We believe that the audit evidence we have obtained is sufficient and appropriate to provide a basis for our audit opinions.

### *Opinions*

In our opinion, the financial statements referred to above present fairly, in all material respects, the respective financial position of the governmental activities, the business-type activities, and each major fund of the Town of Mayo, Florida, as of September 30, 2021, and the respective changes in financial position and where applicable, cash flows for the year then ended in accordance with accounting principles generally accepted in the United States of America.

Florida Institute of Certified Public Accountants • American Institute of Certified Public Accountants

## **Other Matters**

### ***Required Supplementary Information***

Accounting principles generally accepted in the United States of America require that the management's discussion and analysis information, budgetary comparison, and pension schedules be presented to supplement the basic financial statements. Such information, although not a part of the basic financial statements, is required by the Governmental Accounting Standards Board, who considers it to be an essential part of financial reporting for placing the basic financial statements in an appropriate operational, economic, or historical context. We have applied certain limited procedures to the required supplementary information in accordance with auditing standards generally accepted in the United States of America, which consisted of inquiries of management about the methods of preparing the information and comparing the information for consistency with management's responses to our inquiries, the basic financial statements, and other knowledge we obtained during our audit of the basic financial statements. We do not express an opinion or provide any assurance on the information because the limited procedures do not provide us with sufficient evidence to express an opinion or provide any assurance.

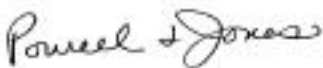
### ***Other Information***

Our audit was conducted for the purpose of forming an opinion on the financial statements that collectively comprise the Town of Mayo, Florida's basic financial statements. The schedule of expenditures of federal awards and state financial assistance is presented for purposes of additional analysis, and is not a required part of the basic financial statements.

The schedule of expenditures of federal awards and state financial assistance is the responsibility of management and was derived from and relates directly to the underlying accounting and other records used to prepare the basic financial statements. Such information has been subjected to the auditing procedures applied in the audit of the basic financial statements and certain additional procedures, including comparing and reconciling such information directly to the underlying accounting and other records used to prepare the basic financial statements or to the basic financial statements themselves, and other additional procedures in accordance with auditing standards generally accepted in the United States of America. In our opinion, the schedule of expenditures of federal awards and state financial assistance is fairly stated in all material respects in relation to the basic financial statements as a whole.

### **Other Reporting Required by Government Auditing Standards**

In accordance with *Government Auditing Standards*, we have also issued our report dated June 18, 2022, on our consideration of the Town of Mayo, Florida's internal control over financial reporting and on our tests of its compliance with certain provisions of laws, regulations, contracts, and grant agreements and other matters. The purpose of that report is to describe the scope of our testing of internal control over financial reporting and compliance and the results of that testing, and not to provide an opinion on internal control over financial reporting or on compliance. That report is an integral part of an audit performed in accordance with *Government Auditing Standards* in considering the Town of Mayo, Florida's internal control over financial reporting and compliance.



**POWELL & JONES**  
Certified Public Accountants  
June 18, 2022



**TOWN OF MAYO, FLORIDA**  
**Management's Discussion and Analysis**

This discussion and analysis is intended to be an easily readable analysis of the Town of Mayo (Town) financial activities based on currently known facts, decisions or conditions. This analysis focuses on current year activities and should be read in conjunction with the financial statements that follow.

**Report Layout**

The Town has implemented Governmental Accounting Standards Board (GASB) Statement 34, Basic Financial Statements - and Management's Discussion and Analysis - for State and Local Governments. This statement requires governmental entities to report finances in accordance with specific guidelines. Among those guidelines are the components of this section dealing with management's discussion and analysis. Besides this Management's Discussion and Analysis (MD&A), the report consists of government-wide statements, fund financial statements, notes to the financial statements, and supplementary information. The first several statements are highly condensed and present a government-wide view of the Town's finances. Within this view, all Town operations are categorized and reported as either governmental or business-type activities. Governmental activities include basic services such as law enforcement and fire control, public works, parks and recreation, community development and general governmental administration. The Town's water, sewer, and solid waste management services are reported as business-type activities. These government-wide statements are designed to be more corporate-like in that all activities are consolidated into a total for the Town.

*Basic Financial Statements*

- The Statement of Net Position focuses on resources available for future operations. In simple terms, this statement presents a snap-shot view of the assets the Town owns, the liabilities it owes and the net difference. The net difference is further separated into amounts restricted for specific purposes and unrestricted amounts. Governmental activities reflect capital assets including infrastructure and long-term liabilities. Business-type activities have long been reporting capital assets and long-term liabilities. Also, governmental activities are reported on the accrual basis of accounting.
- The Statement of Activities focuses gross and net costs of the Town's programs and the extent to which such programs rely upon general tax and other revenues. This statement summarizes and simplifies the user's analysis to determine the extent to which programs are self-supporting and/or subsidized by general revenues.
- Fund financial statements focus separately on governmental and proprietary funds. Governmental fund statements follow the more traditional presentation of financial statements. The Town has one major governmental fund. Statements for the Town's proprietary fund follows the governmental funds and include net position, revenue, expenses and changes in net position, and cash flows.
- The notes to the financial statements provide additional disclosures required by governmental accounting standards and provide information to assist the reader in understanding the Town's financial condition.

The MD&A is intended to explain the significant changes in financial position and differences in operation between the current and prior years.

## Town as a Whole

### Government-wide Financial Statements

A condensed version of the Statement of Net Position at September 30, 2021 and 2020, follows:

#### Net Position at September 30, 2021 and 2020

	Governmental	Business-type	Total Government	
	Activities	Activities	2021	2020
<b>Assets</b>				
Cash and investments	\$ 456,080	\$ 262,805	\$ 718,885	\$ 378,275
Other assets	85,448	36,686	122,134	60,005
Capital assets	701,885	623,461	1,325,346	1,364,285
Total assets	<u>1,243,413</u>	<u>922,952</u>	<u>2,166,365</u>	<u>1,802,565</u>
Deferred outflows of resources	<u>79,767</u>	<u>32,581</u>	<u>112,348</u>	<u>203,632</u>
<b>Liabilities</b>				
Current liabilities	352,198	143,729	495,927	173,569
Long-term liabilities	<u>120,618</u>	<u>63,738</u>	<u>184,356</u>	<u>664,673</u>
Total liabilities	<u>472,816</u>	<u>207,467</u>	<u>680,283</u>	<u>838,242</u>
Deferred inflows of resources	<u>286,413</u>	<u>116,986</u>	<u>403,399</u>	<u>37,024</u>
<b>Net Position</b>				
Net investment in capital assets	686,563	608,141	1,294,704	1,319,093
Unrestricted	<u>(122,612)</u>	<u>22,939</u>	<u>(99,673)</u>	<u>(188,162)</u>
Total net assets	<u>\$ 563,951</u>	<u>\$ 631,080</u>	<u>\$ 1,195,031</u>	<u>\$ 1,130,931</u>

All of the Town's net position reflect its investment in capital assets (land, buildings, infrastructure, and equipment), less any related outstanding debt used to acquire those assets. The Town uses these capital assets to provide services to citizens; consequently, these assets are not available for future spending. Although the Town's investment in its capital assets is reported net of related debt, it should be noted that the resources needed to repay this debt must be provided from other sources, since the capital assets themselves cannot be used to liquidate these liabilities.

The following schedule provides a summary of the changes in net position. The decrease in Business-type net position is due primarily to the inability of these operations to fully fund depreciation. The decrease during the year through Governmental Activities net position is due primarily to the inability of these activities to fund depreciation as well as large increases in the actuarially determined pension expense.

A condensed version of the Statement of Activities follows:

**Change in Net Position**  
For the Fiscal Years ended September 30, 2021 and 2020

	Governmental Activities	Business-type Activities	Total Government	
			2021	2020
<b>Revenues</b>				
Program revenues				
Charges for services	\$ -	\$ 454,601	\$ 454,601	\$ 466,343
Grants and contributions	51,126	-	51,126	359,202
General revenues				
Taxes	302,659	-	302,659	275,139
Franchise fees	64,194	-	64,194	54,239
Licenses	6,050	-	6,050	5,180
State shared revenues	113,832	-	113,832	99,462
Fines and forfeitures	256	-	256	444
Interest and other	50	741	791	32,959
Total revenues	<u>538,167</u>	<u>455,342</u>	<u>993,509</u>	<u>1,292,968</u>
<b>Expenses</b>				
General government	220,194	-	220,194	332,209
Public safety	47,475	-	47,475	47,630
Transportation	122,948	-	122,948	123,350
Health and human services	2,554	-	2,554	2,554
Culture/recreation	27,906	-	27,906	23,376
Water, sewer and garbage services	-	508,334	508,334	550,114
Total expenses	<u>421,077</u>	<u>508,334</u>	<u>929,411</u>	<u>1,079,233</u>
Change in net position	117,090	(52,992)	64,098	213,735
Beginning net position	446,861	684,072	1,130,933	917,196
Ending net position	<u>\$ 563,951</u>	<u>\$ 631,080</u>	<u>\$ 1,195,031</u>	<u>\$ 1,130,931</u>

**Governmental activities:**

Taxes provide 56% of the revenues for Governmental Activities, while state shared revenues provide 21%, and franchise fees provide 12%. Most of the Governmental Activities resources are spent for General Government 52%, Transportation 29%, and Public Safety 11%.

**Business-type activities:**

Business-type activities decreased the Town's net position by \$52,992. Key elements of this decrease are as follows:

- Operating expenses exceeded operating revenues by \$52,409.
- Operating revenues decreased by \$27,295 from the prior year.
- Operating expenses decreased by \$42,571 from the prior year.

## Budgetary Highlights

At the end of the year, there were multiple departments with budget shortfalls due to unexpected events. In total, the General Fund's budget was over by \$20,874.

## Capital Assets and Debt Administration

### Capital Assets

At September 30, 2021, the Town had \$1.3 million invested in capital assets, including fire equipment, park and recreation facilities, buildings, roads, bridges and water and sewer facilities.

#### Capital Assets at September 30, 2021 and 2020

	Governmental Activities	Business-type Activities	Total Government	
			2021	2020
Land	\$ 82,966	\$ 117,764	\$ 200,730	\$ 197,494
Construction in progress	364,875	-	364,875	358,500
Buildings and improvements	469,741	2,962,504	3,432,245	3,432,245
Equipment	270,556	216,617	487,173	438,119
Subtotal	1,188,138	3,296,885	4,485,023	4,426,358
Accumulated depreciation	(486,253)	(2,673,425)	(3,159,678)	(3,062,073)
Capital assets, net	<u>\$ 701,885</u>	<u>\$ 623,460</u>	<u>\$ 1,325,345</u>	<u>\$ 1,364,285</u>

### Debt Outstanding

At year-end, the Town had \$218,872 in debt outstanding versus \$750,395 last year, a decrease of \$531,523.

#### Debt Outstanding at September 30, 2021 and 2020

	Governmental Activities	Business-type Activities	Total Government	
			2021	2020
Capital lease payable	15,322	15,320	30,642	45,192
Compensated absences	2,519	12,694	15,213	15,114
Net pension liability	122,842	50,175	173,017	690,089
Total	<u>\$ 140,683</u>	<u>\$ 78,189</u>	<u>\$ 218,872</u>	<u>\$ 750,395</u>

More detailed information on the Town long-term liabilities is presented in the notes to the financial statements.

## **OTHER FINANCIAL INFORMATION**

### **Economic Factors and Rates**

- The current unemployment rate for the Town was 3.7%, which is the approximate same rate as for Lafayette County.
- The population of the Town in 2021 is estimated to be 1,055 by the United States Census Bureau.
- The Town's ad valorem tax rate for 2021 was 6.0 mills which is the same as the prior year.

### **Financial Contact**

The Town's financial statements are designed to present users (citizens, taxpayers, customers, and creditors) with a general overview of the Town's finances and to demonstrate the Town's accountability. If you have questions about the report or need additional financial information, please contact the Town Clerk at P.O. Box 56, Mayo, Florida 32066.

## **Basic Financial Statements**

**TOWN OF MAYO**  
**STATEMENT OF NET POSITION**  
**September 30, 2021**

	Governmental Activities	Business-type Activities	Total
<b>ASSETS</b>			
Current assets			
Cash and cash equivalents	\$ 456,080	\$ 262,805	\$ 718,885
Accounts receivable, net	-	36,686	36,686
Due from other governmental units	16,910	-	16,910
Internal balances	68,538	(68,538)	-
<b>Total current assets</b>	<b>541,528</b>	<b>230,953</b>	<b>772,481</b>
Noncurrent assets			
Capital assets - not being depreciated	447,841	117,764	565,605
Capital assets - net of accumulated depreciation	254,044	505,697	759,741
	701,885	623,461	1,325,346
<b>Total assets</b>	<b>880,397</b>	<b>854,414</b>	<b>1,734,811</b>
<b>DEFERRED OUTFLOWS OF RESOURCES</b>			
Pension related	79,767	32,581	112,348
<b>LIABILITIES AND NET POSITION</b>			
<b>LIABILITIES</b>			
Current liabilities			
Accounts payable	8,468	11,500	19,968
Accrued liabilities	5,873	3,270	9,143
Unearned revenues	317,792	-	317,792
Customer deposits	-	45,970	45,970
Compensated absences	252	1,904	2,156
Capital lease payable	7,529	7,529	15,058
Net pension liability	12,284	5,018	17,302
<b>Total current liabilities</b>	<b>352,198</b>	<b>75,191</b>	<b>427,389</b>
Noncurrent liabilities			
Compensated absences	2,267	10,790	13,057
Capital lease payable	7,793	7,791	15,584
Net pension liability	110,558	45,157	155,715
<b>Total noncurrent liabilities</b>	<b>120,618</b>	<b>63,738</b>	<b>184,356</b>
<b>Total liabilities</b>	<b>472,816</b>	<b>138,929</b>	<b>611,745</b>
<b>DEFERRED INFLOWS OF RESOURCES</b>			
Pension related	286,413	116,986	403,399
<b>NET POSITION</b>			
Net investment in capital assets	694,092	608,141	1,302,233
Unrestricted	(130,141)	22,939	(107,202)
<b>Total net position</b>	<b>\$ 563,951</b>	<b>\$ 631,080</b>	<b>\$ 1,195,031</b>

See notes to financial statements.

**TOWN OF MAYO, FLORIDA**  
**STATEMENT OF ACTIVITIES**  
For the Fiscal Year Ended September 30, 2021

Functions/Programs	Expenses	Program Revenues		Net (Expenses) Revenues and Changes in Net Position		
		Charges for Services	Capital Grants and Contributions	Governmental Activities	Business - type Activities	Total
<b>Governmental activities</b>						
General government	\$ 220,194	\$ -	\$ -	\$ (220,194)	\$ -	\$ (220,194)
Public safety	47,475	-	-	(47,475)	-	(47,475)
Transportation	122,157	-	51,126	(71,031)	-	(71,031)
Health and human services	2,554	-	-	(2,554)	-	(2,554)
Culture/recreation	27,906	-	-	(27,906)	-	(27,906)
Debt service - interest expense	791	-	-	(791)	-	(791)
<b>Total governmental activities</b>	<b>421,077</b>	<b>-</b>	<b>51,126</b>	<b>(369,951)</b>	<b>-</b>	<b>(369,951)</b>
<b>Business-type activities</b>						
Water utility services	136,129	155,876	-	-	19,747	19,747
Sewer utility services	233,414	135,367	-	-	(98,047)	(98,047)
Solid waste services	138,000	163,358	-	-	25,358	25,358
Debt service -interest expense	791	-	-	-	(791)	(791)
<b>Total business-type activities</b>	<b>508,334</b>	<b>454,601</b>	<b>-</b>	<b>-</b>	<b>(53,733)</b>	<b>(53,733)</b>
<b>Total government</b>	<b>\$ 929,411</b>	<b>\$ 454,601</b>	<b>\$ 51,126</b>	<b>(369,951)</b>	<b>(53,733)</b>	<b>(423,684)</b>
		<b>General revenues</b>				
		Property taxes		145,456	-	145,456
		Sale and use taxes		84,810	-	84,810
		Franchise fees		64,194	-	64,194
		Utility services taxes		54,602	-	54,602
		Communications service taxes		17,791	-	17,791
		Licenses and permits		6,050	-	6,050
		State shared revenues		113,832	-	113,832
		Fines and forfeitures		256	-	256
		Interest		50	208	258
		Miscellaneous		-	533	533
		<b>Total general revenues</b>		<b>487,041</b>	<b>741</b>	<b>487,782</b>
		Change in net position		117,090	(52,992)	64,098
		Net position beginning		446,861	684,072	1,130,933
		Net position ending		<b>\$ 563,951</b>	<b>\$ 631,080</b>	<b>\$ 1,195,031</b>

See notes to financial statements.



**TOWN OF MAYO, FLORIDA  
GOVERNMENTAL FUND  
BALANCE SHEET  
September 30, 2021**

	<u>General Fund</u>
<b>ASSETS</b>	
Cash	\$ 456,080
Due from other governmental units	16,910
Due from other funds	68,538
<b>Total assets</b>	<u><u>\$ 541,528</u></u>
 <b>LIABILITIES AND FUND BALANCES</b>	
<b>LIABILITIES</b>	
Accounts payable	\$ 8,468
Accrued liabilities	5,873
Unearned revenue	317,792
<b>Total liabilities</b>	<u><u>332,133</u></u>
 <b>FUND BALANCE</b>	
Assigned- equipment replacement	40,000
Unassigned	169,395
<b>Total fund balances</b>	<u><u>209,395</u></u>
 <b>Total liabilities and fund balances</b>	<u><u>\$ 541,528</u></u>
<b>Fund balance - governmental fund</b>	<u><u>\$ 209,395</u></u>
<b>Amounts reported for governmental activities in the statement of net position are different because:</b>	
Capital assets used in governmental activities are not financial resources and, therefore, are not reported in the funds	701,885
Deferred outflows/inflows are not available resources, and therefore, are not reported in the funds	(206,646)
Long-term liabilities are not due and payable in the current period and, therefore are not reported in the funds	(140,683)
<b>Net position of governmental activities</b>	<u><u>\$ 563,951</u></u>

See notes to financial statements.

**TOWN OF MAYO, FLORIDA**  
**GOVERNMENTAL FUND**  
**STATEMENT OF REVENUES, EXPENDITURES AND CHANGES IN FUND BALANCES**  
**For the Fiscal Year Ended September 30, 2021**

	General Fund
<b>REVENUES</b>	
Taxes	\$ 366,853
Licenses and permits	6,050
Intergovernmental	164,958
Fines and forfeitures	256
Miscellaneous	50
<b>Total revenues</b>	<b>538,167</b>
 <b>EXPENDITURES</b>	
Current expenditures	
General government	276,031
Public safety	47,475
Transportation	118,034
Culture/recreation	12,110
Capital outlay	
Transportation	58,665
Lease payments principal	
Transportation	8,065
<b>Total expenditures</b>	<b>520,380</b>
 Excess of revenues over expenditures	<b>17,787</b>
 Net change in fund balances	<b>17,787</b>
Fund balances at beginning of year	191,608
Fund balances at end of year	<b>\$ 209,395</b>

See notes to financial statements.

**TOWN OF MAYO, FLORIDA**  
**RECONCILIATION OF THE STATEMENT OF REVENUES,**  
**EXPENDITURES, AND CHANGES IN FUND BALANCES OF**  
**GOVERNMENTAL FUNDS TO THE STATEMENT OF ACTIVITIES**  
For the Fiscal Year Ended September 30, 2021

		General Fund
Net change in fund balances - total governmental funds	\$	17,787
<p>Amounts reported for governmental activities in the statement of activities are different because:</p> <p>Governmental funds report capital outlay as expenditures. However, in the statement of activities, the cost of those assets is allocated over their estimated useful lives as depreciation expense.</p>		
Expenditures for capital assets	58,665	
Less current year depreciation	(22,348)	36,317
<p>Some expenditures reported in the statement of activities do not require the use of current financial resources, therefore, are not reported as expenditures in governmental funds. Also, recognition of certain obligations related to prior and subsequent periods are not recognized in governmental funds but are recognized in the statement of activities.</p>		
Increase in compensated absences	(484)	
Principal payments on capital lease	7,274	
Decrease in net pension liability	385,593	
(Decrease) in deferred outflows	(70,261)	
(Increase) in deferred inflows	(259,136)	62,986
Change in net position of governmental activities	\$	117,090

See notes to financial statements.

**TOWN OF MAYO, FLORIDA  
 PROPRIETARY FUND  
 STATEMENT OF NET POSITION  
 September 30, 2021**

<b>ASSETS</b>	<u>Enterprise Fund</u>
Current assets	
Cash and cash equivalents	\$ 262,805
Accounts receivable-net	36,686
<b>Total current assets</b>	<u>299,491</u>
Noncurrent assets	
Capital assets	
Land	117,764
Buildings	2,817,947
Improvements other than buildings	144,557
Equipment	216,617
Allowance for depreciation	(2,673,424)
<b>Total capital assets</b>	<u>623,461</u>
<b>Total assets</b>	<u>922,952</u>
<b>DEFERRED OUTFLOWS OF RESOURCES</b>	
Pension related	<u>32,581</u>
<b>LIABILITIES AND NET POSITION</b>	
<b>LIABILITIES</b>	
Current liabilities	
Accounts payable	11,500
Accrued liabilities	3,270
Due to other funds	68,538
Customer deposits	45,970
Compensated absences	1,904
Capital lease payable	7,529
Net pension liability	5,018
<b>Total current liabilities</b>	<u>143,729</u>
Long-term liabilities	
Compensated absences	10,790
Capital lease payable	7,791
Net pension liability	45,157
<b>Total noncurrent liabilities</b>	<u>63,738</u>
<b>Total liabilities</b>	<u>207,467</u>
<b>DEFERRED INFLOWS OF RESOURCES</b>	
Pension related	<u>116,986</u>
<b>NET POSITION</b>	
Net investment in capital assets	608,141
Unrestricted	22,939
<b>Total net position</b>	<u>\$ 631,080</u>

See notes to financial statements.

**TOWN OF MAYO, FLORIDA**  
**PROPRIETARY FUND**  
**STATEMENT OF REVENUES, EXPENSES AND CHANGES IN NET POSITION**  
For the Fiscal Year Ended September 30, 2021

<b>OPERATING REVENUES</b>	<u>Enterprise Fund</u>
Charges for services	
Water utility revenue	\$ 155,876
Sewer utility revenue	135,367
Solid waste service revenue	163,358
Miscellaneous	533
<b>Total operating revenues</b>	<u>455,134</u>
 <b>OPERATING EXPENSES</b>	
Water utility services	
Personnel services	87,896
Operating expenses	31,809
Depreciation expense	16,424
<b>Total water utility services</b>	<u>136,129</u>
 Sewer utility services	
Personnel services	59,233
Operating expenses	115,349
Depreciation expense	58,832
<b>Total sewer utility services</b>	<u>233,414</u>
 Solid waste services	
Contracted services	138,000
<b>Total solid waste services</b>	<u>138,000</u>
<b>Total operating expenses</b>	<u>507,543</u>
 Operating loss	<u>(52,409)</u>
 <b>NONOPERATING REVENUES (EXPENSES)</b>	
Interest revenue	208
Interest expense	(791)
<b>Total nonoperating revenues</b>	<u>(583)</u>
 Change in net position	(52,992)
 Net position, beginning of year	684,072
<b>Net position, end of year</b>	<u><u>\$ 631,080</u></u>

See notes to financial statements.

**TOWN OF MAYO, FLORIDA**  
**PROPRIETARY FUND**  
**STATEMENT OF CASH FLOWS**  
For the Fiscal Year Ended September 30, 2021

	Enterprise Fund
<b>CASH FLOWS FROM OPERATING ACTIVITIES:</b>	
Cash received from customers	\$ 459,609
Cash payments for goods and services	(294,412)
Cash payments to employees and benefits for services	(147,461)
Net cash provided by operating activities	17,736
 <b>CASH FLOWS FROM FINANCING ACTIVITIES:</b>	
Interfund loans	26,736
Principal payments	(8,067)
Net cash provided by financing activities	18,669
 <b>CASH FLOWS FROM INVESTING ACTIVITIES:</b>	
Interest received on investments	208
Net cash provided by investing activities	208
 Net increase in cash	36,613
 Cash, beginning of year	226,192
Cash, end of year	\$ 262,805
 <b>RECONCILIATION OF OPERATING LOSS TO NET CASH PROVIDED BY OPERATING ACTIVITIES:</b>	
Operating loss	\$ (52,409)
Adjustments to reconcile operating loss to net cash provided by operating activities:	
Depreciation	75,256
Decrease in accounts receivable	2,375
Decrease in deferred outflows	21,022
Decrease in accounts payable	(9,254)
Increase in accrued liabilities	3,270
Increase in customer deposits	2,100
Decrease in compensated absences	(385)
Increase in deferred inflows	107,240
Decrease in net pension liability	(131,479)
Total adjustments	70,145
Net cash provided by operating activities	\$ 17,736

See notes to financial statements.

# TOWN OF MAYO, FLORIDA

## NOTES TO FINANCIAL STATEMENTS

September 30, 2021

### NOTE 1. SUMMARY OF SIGNIFICANT ACCOUNTING POLICIES

The financial statements of the Town of Mayo (the Town) have been prepared in conformity with generally accepted accounting principles (GAAP) as applied to governmental units. The Governmental Accounting Standards Board (GASB) is the standard-setting body for governmental accounting and financial reporting principles. Pronouncements of the Financial Accounting Standards Board (FASB) issued after November 30, 1989, are not applied in the preparation of the financial statements of the proprietary fund type in accordance with GASB Statement 20. The GASB periodically updates its codification of the existing Governmental Accounting and Financial Reporting Standards which, along with subsequent GASB pronouncements (Statements and Interpretations), constitutes GAAP for governmental units.

In June, 1999, the Governmental Accounting Standards Board (GASB) unanimously approved Statement 34-Basic Financial Statement and Management's Discussion and Analysis - for State and Local Governments. As provided by GASB 34, the Town has elected not to report retroactive infrastructure improvements in its financial statements due to the fact that its annual revenues are less than ten million dollars. The Town has implemented all other applicable provisions of this Statement.

**A. Reporting Entity** - The Town of Mayo, Florida is a municipality created pursuant to provisions of Chapter 165, *Florida Statutes*, and specifically Chapter 23399, Number 4, *Laws of Florida*. It is governed by a five member Town Council, all individually elected, who select from among themselves one member to serve as Mayor. It is controlled by the Florida Constitution and various *Florida Statutes*, as well as its own local charter, ordinances and policies.

In evaluating how to define the Town, for financial reporting purposes, management has considered all potential component units. The decision to include a potential component unit in the reporting entity was made by applying the criteria set forth in GAAP. The basic, but not the only, criterion for including a potential component unit within the reporting entity is the governing body's ability to exercise oversight responsibility. The most significant manifestation of this ability is financial interdependency. Other manifestations of the ability to exercise oversight responsibility include, but are not limited to, the selection of governing authority, the designation of management, the ability to significantly influence operations, and accountability for fiscal matters. A second criterion used in evaluating potential component units is the scope of public service. Application of this criterion involves considering whether the activity benefits the government and/or its citizens, or whether the activity is conducted within the geographic boundaries of the government and is generally available to its citizens. A third criterion used to evaluate potential component units for inclusion or exclusion from the reporting entity is the existence of special financing relationships, regardless of whether the government is able to exercise oversight responsibilities. Based upon the application of these criteria, management determined that no potential component units existed which should be included within the reporting entity.

**B. Measurement Focus and Basis of Accounting** - The basic financial statements of the Town are comprised of the following:

- Government-wide financial statements
- Fund financial statements
- Notes to the financial statements

## **1. Government-wide Financial Statements**

Government-wide financial statements display information about the reporting government as a whole, except for its fiduciary activities. These statements include separate columns for the governmental and business-type activities of the Town. For the most part, the effect of interfund activity has been removed from these statements. Governmental activities, which normally are supported by taxes and intergovernmental revenues, are reported separately from business-type activities, which rely, to a significant extent, on fees and charges for support. Likewise, the primary government is reported separately from any legally separate component unit for which the primary government is financially accountable.

Government-wide financial statements are reported using the economic resources measurement focus and the accrual basis of accounting, as are the proprietary fund and agency fund financial statements. Under the accrual basis of accounting, revenues, expenses, gains, losses, assets, and liabilities resulting from exchange and exchange-like transactions are recognized when the exchange takes place. Revenues, expenses, gains, losses, assets, and liabilities resulting from nonexchange transactions are recognized in accordance with the requirements of GASB Statement 33 - Accounting and Financial Reporting for Nonexchange Transactions.

Program revenues include charges for services, special assessments, and payments made by parties outside of the reporting government's citizenry if that money is restricted to a particular program. Program revenues are netted with program expenses in the statement of activities to present the net cost of each program.

Amounts paid to acquire capital assets are capitalized as assets in the government-wide financial statements, rather than reported as an expenditure. Proceeds of long-term debt are recorded as liabilities in the government-wide financial statements, rather than as another financing source. Amounts paid to reduce long-term indebtedness of the reporting government are reported as a reduction of the related liability, rather than as an expenditure.

As a general rule the effect of interfund activity has been eliminated from the government-wide financial statements. As applicable, the Town also chooses to eliminate the indirect costs between governmental activities to avoid the "doubling up" effect.

## **2. Fund Financial Statements**

The underlying accounting system of the Town is organized and operated on the basis of separate funds, each of which is considered to be a separate accounting entity. The operations of each fund are accounted for with a separate set of self-balancing accounts that comprise its assets, liabilities, fund equity, revenues and expenditures or expenses, as appropriate. Governmental resources are allocated to and accounted for in individual funds based upon the purposes for which they are to be spent and the means by which spending activities are controlled.

Fund financial statements for the Town's governmental and proprietary funds are presented after the government-wide financial statements. These statements display information about major funds individually, and any nonmajor funds in the aggregate for governmental and enterprise funds.

**Governmental Funds** - Governmental fund financial statements are reported using the current financial resources measurement focus and the modified accrual basis of accounting. Revenues are recognized as soon as they are both measurable and available. Revenues are considered to be available when they are collected within the current period or soon enough thereafter to pay liabilities of the current period. For this purpose, the Town considers revenues to be available if they are collected within 60 days of the end of the current fiscal period. Expenditures generally are



recorded when a liability is incurred, as under accrual accounting. Franchise fees, licenses, sales taxes, gas taxes, operating and capital grants, and interest associated with the current fiscal period are all considered to be susceptible to accrual and so have been recognized as revenues of the current fiscal period. All other revenue items are considered to be measurable only when cash is received by the Town.

Under the current financial resources measurement focus, only current assets and current liabilities are generally included on the balance sheet. The reported fund balance is considered to be measure of "available spendable resources." Governmental funds operating statements present increases (revenue and other financing sources) and decreases (expenditures and other financing uses) in net current assets. Accordingly, they are said to present a summary of sources and uses of "available spendable resources" during a period.

Any non-current portions of long-term receivables due to governmental funds are reported on their balance sheets in spite of their spending measurement focus.

Non-current portions of other long-term receivables are offset by fund balance reserve accounts. Because of their spending measurement focus, expenditure recognition for governmental fund types exclude amounts represented by noncurrent liabilities. Since they do not affect net current assets, such long-term amounts are not recognized as governmental fund type expenditures or fund liabilities.

Amounts expended to acquire capital assets are recorded as expenditures in the year that resources were expended, rather than as fund assets. The proceeds of long-term debt are recorded as another financing source rather than as a fund liability. However, debt service expenditures, as well as expenditures related to compensated absences and claims and judgments, are recorded only when payment is due.

**Proprietary Funds** - The Town's Enterprise Fund is a proprietary fund. In the fund financial statements, proprietary funds are presented using the accrual basis of accounting. Revenues are recognized when they are earned and expenses are recognized when the related goods and services are delivered. In the fund financial statements, proprietary funds are presented using the economic resources measurement focus. This means that all assets and all liabilities (whether current or noncurrent) associated with their activity are included on their balance sheets. Proprietary fund type operating statements present increases (revenues) and decreases (expenses) in total net position. The Town applies all GASB pronouncements as well as all FASB Statements and Interpretations, APB Opinions and Accounting Research Bulletins, issued on or before November 30, 1989, which do not conflict with or contradict GASB pronouncements.

Proprietary fund operating revenues, such as charges for services, result from exchange transactions associated with the principal activity of the fund. Exchange transactions are those in which each party receives and gives up essentially equal values. Nonoperating revenues, such as subsidies, taxes, and investment earnings, result from nonexchange transactions or ancillary activities.

Amounts paid to acquire capital assets are capitalized as assets in the fund financial statements, rather than reported as an expenditure. Proceeds of long-term debt are recorded as a liability in the fund financial statements, rather than as another financing source. Amounts paid to reduce long-term indebtedness are reported as a reduction of the related liabilities, rather than as an expense.

**C. Basis of Accounting** - GASB Statement 34 sets forth minimum criteria (percentage of the assets, liabilities, revenues or expenditures, expenses of either fund category and the governmental and enterprise combined) for the determination of major funds. The Town has used GASB 34 minimum criteria for major fund determination. The Town has two major funds as follows:

**1. Governmental Major Fund:**

**General Fund** - The General Fund is the general operating fund of the Town. It is used to account for all financial resources, except those required to be accounted for in another fund.

**2. Proprietary Major Fund:**

**Enterprise Fund** - The Enterprise Fund accounts for the revenues, expenses, assets, and liabilities associated with the Town operated water, sewer, and solid waste disposal services.

**3. Non-current Governmental Assets/Liabilities:**

GASB Statement 34 requires non-current governmental assets, such as land and building, and noncurrent governmental liabilities, such as general obligation bonds and capital leases, be reported in the governmental activities column in the government-wide statement of net position.

**D. Assets, Liabilities and Net Position or Equity**

**1. Cash and Investments** - Cash includes amounts in demand deposits as well as short-term money market investment accounts. Investments, consisting of certificates of deposit, are stated at cost which approximates market value. All such deposits and investments are insured and collateralized as required by state law.

**2. Cash Equivalents** - For purposes of the statement of cash flows, the Town considers all highly liquid debt instruments with a maturity of three months or less to be cash equivalents. As of September 30, 2021, the Town's cash consisted solely of checking accounts and money market accounts; it has no cash equivalents.

**3. Allowance for Doubtful Accounts** - As applicable year-to-year, the Town provides an allowance for Enterprise Fund accounts receivable that may become uncollectible. At September 30, 2021, there were no amounts exceeding 180 days, therefore no allowance for doubtful accounts was reported. No other allowances for doubtful accounts are maintained since other fund accounts receivable are considered collectible as reported at September 30, 2021.

**4. Receivables and Payables** - Activity between funds that are representative of lending/borrowing arrangements outstanding at the end of the fiscal year are referred to as "due to/from other funds." Any residual balances outstanding between the governmental activities and business-type activities are reported in the government-wide financial statements as "internal balances."

All receivables are shown net of an allowance for doubtful accounts. Any receivables in excess of 180 days would comprise the trade accounts receivable allowance for doubtful accounts.

**5. Inventories** - The costs of governmental and enterprise fund inventories are recorded as expenditures when purchased rather than when consumed. The actual amounts of any inventory type goods on hand at year end would not be material.

**6. Restricted Assets** - Certain proceeds of enterprise fund revenue bonds, as well as certain resources set aside for their repayment, are classified as restricted assets on the balance sheet because their use is limited by applicable bond covenants. The "revenue bond current debt service" account is used to segregate resources accumulated for debt service payments over the next twelve months. The "revenue bond reserve" account is used to report resources set aside to make up potential future deficiencies in the revenue bond current debt service account, and to report resources set aside to meet unexpected contingencies or to fund asset renewals and replacements. The cash proceeds of enterprise fund customer deposits are also shown as restricted assets.

**7. Fund Equity** - As applicable in fiscal periods, reserves represent those portions of fund equity not appropriable for expenditure or legally segregated for a specific future use. At September 30, 2021, the Town had no such restricted fund balances.

## A. Governmental Funds

As of September 30, 2021, fund balances of the governmental funds are classified as follows:

**Non-spendable** – amounts that cannot be spent either because they are in non-spendable form or because they are legally or contractually required to be maintained intact.

**Restricted** – amounts that can be spent only for specific purposes because of constitutional provisions, charter requirements or enabling legislation or because of constraints that are externally imposed by creditors, grantors, contributors, or the laws or regulations of other governments.

**Committed** – amounts that can be used only for specific purposes determined by a formal action of the Town Council. The Town Council is the highest level of decision making authority for the Town Council.

Commitments may be established, modified, or rescinded only through ordinances or resolutions approved by the Town Council.

**Assigned** – amounts that do not meet the criteria to be classified as restricted or committed but that are intended to be used for specific purposes. Under the Town's adopted policy, only the Town Council may assign amounts for specific purposes.

**Unassigned** – all other spendable amounts.

As of September 30, 2021, fund balances were as follows:

	<u>General Fund</u>
Assigned - equipment replacement	\$ 40,000
Unassigned	<u>169,395</u>
	<u>\$ 209,395</u>

When an expenditure is incurred for purposes for which both restricted and unrestricted fund balance is available, the Town considers restricted funds to have been spent first. When an expenditure is incurred for which committed, assigned, or unassigned fund balances are available, the Town considers amounts to have been spend first out of committed funds, then assigned funds, and finally unassigned funds, as needed, unless the Town Council has provided otherwise in its commitment or assignment actions.

## B. Proprietary Funds

Restrictions of equity show amounts that are not appropriated for expenditures or are legally restricted for specific uses.

As of September 30, 2021, net position balances are composed of the following:

Net investment in capital assets	\$ 608,141
Unrestricted	<u>22,939</u>
	<u>\$ 631,080</u>

- 8. Encumbrances** - Encumbrance accounting, under which purchase orders, contracts, and other commitments for the expenditures of monies are recorded in order to reserve that portion of the applicable appropriation, is not utilized by the Town.
- 9. Capital Assets** - Capital assets, which include property, plant, equipment, and infrastructure assets (e.g., streets, bridges, right-of-ways, and similar items), are reported in the applicable governmental or business-type activities column in the government-wide financial statements. Capital assets are defined by the Town as assets with an initial, individual cost of \$500 or more and an estimated useful life in excess of one year. Except for roads and

bridges constructed prior to October 1, 1981, assets are recorded at historical cost. Roads and bridges constructed prior to October 1, 1981 are not reported. Donated capital assets are recorded at estimated fair market value at the date of donations.

The costs of normal maintenance and repairs that do not add to the value of the asset or materially extend its useful life are not capitalized.

Major outlays for capital assets and improvements are capitalized as projects are constructed. Interest incurred during the construction phase of capital assets of business-type activities is included as part of the capitalized value of the assets constructed.

Property, plant, and equipment of the Town, as well as of component units, are depreciated using the straight-line method over the following estimated useful lives:

Assets	Years
Building and improvements	20 - 50
Machinery and equipment	3 - 10
Streets and related infrastructure	20 - 40

10. **Capitalization of Interest** - Interest related to borrowings are capitalized during the construction period. These costs are netted against applicable interest earnings on construction fund investments. During the current period, the Town did not have any capitalized interest.
11. **Unearned Revenues** - Unearned revenues reported in government-wide financial statements represent unearned revenues. The deferred revenues will be recognized as revenue in the fiscal year they are earned in accordance with the accrual basis of accounting. Deferred revenues represent unearned revenues which are measurable but not available and, in accordance with the modified accrual basis of accounting, are reported as deferred revenues.
12. **Accrued Compensated Absences** - The Town accrues accumulated unpaid vacation and sick leave when earned by the employee. The current portion is the amount estimated to be used in the following year. The non-current portion is the amount estimated to be used in subsequent fiscal years. Both the current and non-current estimated accrued compensated absences amounts for governmental funds are maintained separately and represent a reconciling item between the fund and government-wide presentation.
13. **Deferred Outflows/Inflows of Resources** - In addition to assets, the statement of financial position will sometimes report a separate section for deferred outflows of resources. This separate financial statement element, *deferred outflows of resources*, represents a consumption of net position that applies to a future period(s) and so will *not* be recognized as an outflow of resources (expense/expenditure) until then. The Town only has two items that qualify for reporting in this category. The first is the deferred charge on pensions in the government-wide statement of net position. Deferred outflows on pensions are recorded when actual earnings on pension plan investments exceed projected earnings and are amortized to pension expense using a systematic and rational method over a closed five-year period. Deferred outflows on pensions also include the difference between expected and actual experience with regard to economic or demographic factors; changes of assumptions about future economic, demographic, or other input factors; or changes in the Town's proportionate share of net pension liability. These are amortized over the average expected remaining service lives of all employees that are provided with pensions through each pension plan. Contributions to pension plans made subsequent to the measurement date are also deferred and reduce net pension liability in the subsequent year. The second is the deferred charge of bond issue costs. Bond issue costs include the professional fees and registration fees associated with the issuance of bonds. These amounts will be amortized over the life of the bonds.

In addition to liabilities, the statement of financial position will sometimes report a separate section for deferred inflows of resources. This separate financial statement element, *deferred inflows of resources*, represents an acquisition of net position that

applies to a future period(s) and so will *not* be recognized as an inflow of resources (revenue) until that time. The Town has only one type of item, which is related to pensions. Deferred inflows on pension plan investments exceed actual earnings and are amortized to pension expense using a systematic and rational method over a closed five-year period. Deferred inflows on pensions also include the difference between expected and actual experience with regard to economic or demographic factors; changes of assumptions about future economic, demographic, or other input factors; or changes in the Town's proportionate share of net pension liability. These are amortized over the average expected remaining service lives of all employees that are provided with pensions through each pension plan.

**NOTE 2. RECONCILIATION OF GOVERNMENT-WIDE AND FUND FINANCIAL STATEMENTS**

**A. Explanation of Differences Between the Governmental Fund Balance Sheet and the Government-wide Statement of Net Position.**

Total fund balances of the Town's governmental funds \$209,395 differs from "net position" of governmental activities \$563,951 reported in the statement of net position. This difference primarily results from the long-term economic focus of the statement of net position versus the current financial resources focus of the governmental funds balance sheet.

Capital related items

When capital assets (property, plant, equipment) that are to be used in governmental activities are purchased or constructed, the cost of these assets are reported as expenditures in governmental funds. However, the statement of net position included those capital assets among the assets of the Town as a whole.

Cost of capital assets	\$ 1,188,138
Accumulated depreciation	(486,253)
	<u>\$ 701,885</u>

Long-term debt transactions

Long-term liabilities applicable to the Town's governmental activities are not due and payable in the current period and accordingly are not reported as fund liabilities. All liabilities (both current and long-term) are reported in the statement of net position. Balances at September 30, 2021, were:

Compensated absences	\$ (2,519)
Capital lease payable	(15,322)
Net pension liability	(122,842)
	<u>\$ (140,683)</u>

Deferred outflows/inflows of resources

Deferred outflows of resources represent a consumption of net position in a future period while deferred inflows of resources represent an acquisition of net position in a future period and accordingly, are not reported in the governmental fund statements. However, the statement of net position included those deferred outflows/inflows of resources.

Deferred outflows	\$ 79,767
Deferred inflows	(286,413)
	<u>\$ (206,646)</u>

**TOWN OF MAYO, FLORIDA**

**NOTE 2. RECONCILIATION OF GOVERNMENT-WIDE AND FUND FINANCIAL STATEMENTS**

**A. Explanation of Differences Between the Governmental fund Balance Sheet and the Government-wide Statement of Net Position**

	Total Governmental Funds	Capital Related Items	Long-Term Debt Transactions	Deferred Outflows/ Inflows	Statement of Net Assets
<b>ASSETS</b>					
Cash and cash equivalents	\$ 456,080	\$ -	\$ -		\$ 456,080
Accounts receivable	-	-	-		-
Due from other governmental units	16,910	-	-	\$ -	16,910
Due from other funds	68,538	-	-	-	68,538
Capital assets - net	-	701,885	-	-	701,885
<b>Total assets</b>	<b>\$ 541,528</b>	<b>\$ 701,885</b>	<b>\$ -</b>	<b>\$ -</b>	<b>\$ 1,243,413</b>
<b>DEFERRED OUTFLOWS OF RESOURCES</b>					
Pension related	-	-	-	79,767	79,767
<b>LIABILITIES AND FUND EQUITY</b>					
<b>Current liabilities:</b>					
Accounts payable	\$ 8,468	\$ -	\$ -	\$ -	\$ 8,468
Accrued liabilities	5,873	-	-	-	5,873
Unearned revenue	317,792	-	-	-	317,792
Compensated absences	-	-	2,519	-	2,519
Capital lease payable	-	-	15,322	-	15,322
Net pension liability	-	-	122,842	-	122,842
<b>Total liabilities</b>	<b>332,133</b>	<b>-</b>	<b>140,683</b>	<b>-</b>	<b>472,816</b>
<b>DEFERRED INFLOWS OF RESOURCES</b>					
Pension related	-	-	-	286,413	286,413
<b>Fund balances/net position</b>	<b>\$ 209,395</b>	<b>\$ 701,885</b>	<b>\$ (140,683)</b>	<b>\$ (206,646)</b>	<b>\$ 563,951</b>

**B. Explanation of Differences Between Governmental Fund Operating Statements and the Statement of Activities**

The “net change in fund balances” for governmental funds, \$17,787, differs from the “change in net position” for governmental activities, \$117,090, reported in the statement of activities. The differences arise primarily from the long-term economic focus of the statement of activities versus the current financial resources focus of the governmental funds. The effect of the differences is illustrated below.

**Capital related items**

When capital assets that are to be used in governmental activities are purchased or constructed, the resources expended for those assets are reported as expenditures in governmental funds. However, in the statement of activities, the costs of those assets is allocated over their estimated useful lives and reported as depreciation expense. As a result, fund balances decrease by the amount of financial resources expended, whereas net position decrease by the amount of depreciation expense charges for the year.

Expenditures for capital assets	
Capital outlay	\$ 58,665
Current year depreciation	(22,348)
	<u>\$ 36,317</u>

**Long-term debt related items**

Some expenses reported in the statement of activities do not require the use of current financial resources, therefore, are not reported as expenditures in governmental funds.

Net Increase in compensated absences	\$ (484)
Net decrease in capital lease payable	7,274
Net decrease in net pension liability	385,593
	<u>\$ 392,383</u>

**Deferred outflows/inflows of resources**

Recognition of certain obligations related to prior and subsequent periods are not recognized in governmental funds.

Net decrease in deferred outflows	\$ (70,261)
Net increase in deferred inflows	(259,136)
	<u>\$ (329,397)</u>

**TOWN OF MAYO, FLORIDA**

**NOTE 2. RECONCILIATION OF GOVERNMENT-WIDE AND FUND FINANCIAL STATEMENTS**

**B. Explanation of Differences Between Government Fund Operating Statements and the Statement of Activities**

	Total Governmental Funds	Capital Related Items	Long-Term Debt Transactions	Deferred Outflows/Inflows	Statement of Activities
<b>REVENUES</b>					
Taxes	\$ 366,853	\$ -	\$ -	\$ -	\$ 366,853
Licenses and permits	6,050	-	-	-	6,050
Intergovernmental	113,832	-	-	-	113,832
Charges for services	-	-	-	-	-
Fines and forfeitures	256	-	-	-	256
Investment earnings	50	-	-	-	50
Grant revenue	51,126	-	-	-	51,126
Donations revenue	-	-	-	-	-
Miscellaneous	-	-	-	-	-
<b>Total revenue</b>	<b>538,167</b>	<b>-</b>	<b>-</b>	<b>-</b>	<b>538,167</b>
<b>EXPENDITURES</b>					
<b>Current expenditures</b>					
General government	276,031	359	(385,593)	329,397	220,194
Public safety	47,475	-	-	-	47,475
Transportation	118,034	3,639	484	-	122,157
Health and human services	-	2,554	-	-	2,554
Culture/recreation	12,110	15,796	-	-	27,906
<b>Debt Service</b>					
Transportation	8,065	-	(7,274)	-	791
<b>Capital outlay</b>					
Transportation	58,665	(58,665)	-	-	-
<b>Total expenditures</b>	<b>520,380</b>	<b>(36,317)</b>	<b>(392,383)</b>	<b>329,397</b>	<b>421,077</b>
<b>Excess of revenues over (under) expenditures</b>	<b>17,787</b>	<b>36,317</b>	<b>392,383</b>	<b>(329,397)</b>	<b>117,090</b>
Fund balances at beginning of year	191,608	665,568	(533,066)	122,751	446,861
Fund balances at end of year	<u>\$ 209,395</u>	<u>\$ 701,885</u>	<u>\$ (140,683)</u>	<u>\$ (206,646)</u>	<u>\$ 563,951</u>



**NOTE 3. LEGAL COMPLIANCE–BUDGETS**

The Town follows these procedures in establishing the budgetary data reflected in the financial statements:

1. Prior to September 1, the Town Clerk develops a proposed operating budget for the fiscal year commencing the following October 1. The operating budget includes proposed expenditures and the means of financing them.
2. Public hearings are conducted to obtain taxpayer comments.
3. Prior to September 30, the budget is legally enacted by the Town Council through passage of an ordinance.
4. Any revision that alters the total expenditures of any fund or transfers budgeted amounts between departments within any fund must be approved by the Town Council.
5. Budgets for all Town funds are adopted on a basis consistent with generally accepted accounting principles (GAAP). Budgeted amounts are as originally adopted, or as amended by the Town Council. Individual amendments were not material in relation to the original appropriations which were not amended.
6. The following is a comparison of the appropriations to total expenses for the proprietary fund for the fiscal year ended September 30, 2021:

	<u>Appropriations</u>	<u>Expenses</u>	<u>Variance</u>
Primary Government			
Enterprise fund:	<u>\$ 460,251</u>	<u>\$ 507,543</u>	<u>\$ (47,292)</u>

The variance was primarily due to depreciation not being included in budget appropriations.

**NOTE 4. DEPOSITS AND INVESTMENTS**

Deposits. The bank balances of the Town deposits were fully insured by federal depository insurance or pledged collateral under state law.

Investments. Under state law, the Town is allowed to invest surplus funds in guaranteed obligations of the U.S. government, interest bearing accounts of financial institutions which are legally secured, and the Local Government Surplus Funds Trust Fund. The Town’s investments in the amount of \$51,485, consist of certificates of deposits in a qualified depository which are classified in the financial statements as cash equivalents.. The investments were fully insured at September 30, 2021.

**NOTE 5. PROPERTY TAX REVENUES**

Taxable values for all property are established as of January 1, which is the date of lien, for the fiscal year starting October 1. Property tax revenues recognized for the 2020-21 fiscal year were levied in October 2020. All taxes are due and payable on November 1 or as soon as the assessment roll is certified and delivered to the Tax Collector. Discounts are allowed for early

payment at the rate of 4% in November, 3% in December, 2% in January, and 1% in February. Taxes paid in March are without discount. All unpaid taxes become delinquent as of April 1. Virtually all unpaid taxes are collected via the sale of tax certificates on or prior to June 1; therefore, there were no material taxes receivable at fiscal year end.

## NOTE 6. CAPITAL ASSETS

Capital asset activity for the year ended September 30, 2021, was as follows:

	Beginning Balance	Additions	Deletions	Ending Balance
<b><u>Governmental activities:</u></b>				
Capital assets:				
Non depreciable:				
Land	\$ 79,730	\$ 3,236	\$ -	\$ 82,966
Construction in progress	358,500	6,375		364,875
Total non depreciable	<u>438,230</u>	<u>9,611</u>	<u>-</u>	<u>447,841</u>
Depreciable:				
Buildings and improvements	469,741	-	-	469,741
Equipment and vehicles	221,502	49,054	-	270,556
Total depreciable	<u>691,243</u>	<u>49,054</u>	<u>-</u>	<u>740,297</u>
Total capital assets	1,129,473	58,665	-	1,188,138
Less accumulated depreciation	<u>(463,905)</u>	<u>(22,348)</u>	<u>-</u>	<u>(486,253)</u>
Governmental activities capital assets, net	<u>\$ 665,568</u>	<u>\$ 36,317</u>	<u>\$ -</u>	<u>\$ 701,885</u>
<b><u>Business-type activities:</u></b>				
Land	\$ 117,764	\$ -	\$ -	\$ 117,764
Depreciable:				
Buildings	2,817,947	-	-	2,817,947
Improvements other than buildings	144,557	-	-	144,557
Equipment	<u>216,617</u>	<u>-</u>	<u>-</u>	<u>216,617</u>
Total capital assets	3,296,885	-	-	3,296,885
Less accumulated depreciation	<u>(2,598,168)</u>	<u>(75,257)</u>	<u>-</u>	<u>(2,673,425)</u>
Business-type activities capital assets, net	<u>\$ 698,717</u>	<u>\$ (75,257)</u>	<u>\$ -</u>	<u>\$ 623,460</u>

Depreciation expense was charged to functions/programs of the Town as follows:

Governmental activities	
General government	359
Transportation	3,639
Culture and recreation	15,796
Health and human services	2,554
Total depreciation expense-governmental activities	<u>\$ 22,348</u>
Business-type activities:	
Water utility	\$ 16,424
Sewer utility	58,833
Total depreciation expense- business-type activities	<u>\$ 75,257</u>

**NOTE 7. INTERFUND RECEIVABLES/PAYABLES**

The following is a schedule of interfund receivables and payables at September 30, 2021.

<u>Fund</u>	<u>Interfund Receivables</u>	<u>Interfund Payables</u>
General	\$ 68,538	\$ -
Enterprise	-	68,538
	<u>\$ 68,538</u>	<u>\$ 68,538</u>

All interfund balances are anticipated to be liquidated during the coming fiscal year.

**NOTE 8. RECEIVABLES AND PAYABLES BALANCES**

**Receivables**

Receivables at September 30, 2021, were as follows:

	<u>Accounts</u>	<u>Due from Other Governmental Units</u>	<u>Total Receivables</u>
Governmental activities:			
General Fund	<u>\$ -</u>	<u>\$ 16,910</u>	<u>\$ 16,910</u>
Business-type activities			
Enterprise Fund	<u>\$ 36,686</u>	<u>\$ -</u>	<u>\$ 36,686</u>

## Payables

Payables at September 30, 2021, were as follows:

	<u>Accounts</u>	<u>Accrued</u>	<u>Total</u>
Governmental activities:			
General Fund	<u>\$ 8,468</u>	<u>\$ 5,873</u>	<u>\$ 14,341</u>
Business-type activities:			
Enterprise Fund	<u>\$ 11,500</u>	<u>\$ 3,270</u>	<u>\$ 14,770</u>

## NOTE 9. LONG-TERM LIABILITIES

**Changes in Long-term Liabilities:** Long-term liability activity for the year ended September 30, 2021, was as follows:

	<u>Balance 10/1/2020</u>	<u>Additions</u>	<u>Reductions</u>	<u>Balance 9/30/2021</u>	<u>Due Within One Year</u>
Governmental Activities:					
Compensated absences	\$ 2,035	\$ 484	\$ -	\$ 2,519	\$ 252
Capital lease payable	22,596	-	(7,274)	15,322	7,529
Net pension liability	508,435	-	(385,593)	122,842	12,284
	<u>\$ 533,066</u>	<u>\$ 484</u>	<u>\$ (392,867)</u>	<u>\$ 140,683</u>	<u>\$ 20,065</u>

The compensated absences liability and net pension liability will be liquidated primarily by the General Fund.

## NOTE 10. PROPRIETARY LONG-TERM DEBT

### Capital Lease Payable

The Town leases a backhoe under a capital lease. With a term of 5 years this lease transfers ownership at the end of the lease period. The gross amount of the asset under the capital leases \$37,690 for General Fund and \$37,691 for the Enterprise Fund as of 9/30/2021. The following is a schedule of future minimum lease payments, together with the present value of net minimum lease payments:

<u>September 30</u>	<u>General Fund Amount</u>	<u>Enterprise Fund Amount</u>	<u>Town Wide Amount</u>
2022	\$ 8,065	\$ 8,066	\$ 16,131
2023	8,066	8,064	16,130
Total minimum lease payments	<u>16,131</u>	<u>16,130</u>	<u>33,511</u>
Less amount representing interest	<u>(809)</u>	<u>(810)</u>	<u>(1,619)</u>
Present value of net minimum lease payments	<u>\$ 15,322</u>	<u>\$ 15,320</u>	<u>\$ 31,892</u>

A summary of changes in proprietary long-term debt follows:

	October 1, 2020	Increases	Decreases	September 30, 2021	Due Within One Year
Capital lease payable	\$ 22,596	\$ -	\$ (7,276)	\$ 15,320	\$ 7,529
Compensated absences	13,079	-	(385)	12,694	1,904
Net pension liability	181,654	-	(131,479)	50,175	5,018
	<u>\$ 217,329</u>	<u>\$ -</u>	<u>\$ (139,140)</u>	<u>\$ 78,189</u>	<u>\$ 14,451</u>

**NOTE 11. COST-SHARING MULTIPLE EMPLOYER DEFINED BENEFIT PENSION PLANS – FLORIDA RETIREMENT SYSTEM PENSION PLAN AND THE RETIREMENT HEALTH INSURANCE SUBSIDY PROGRAM**

**A. Florida Retirement System**

General Information - All of the Town’s employees participate in the Florida Retirement System (FRS). As provided by Chapters 121 and 112, *Florida Statutes*, the FRS provides two cost sharing, multiple employer defined benefit plans administered by the Florida Department of Management Services, Division of Retirement, including the FRS Pension Plan (“Pension Plan”) and the Retiree Health Insurance Subsidy (“HIS Plan”). Under Section 121.4501, *Florida Statutes*, the FRS also provides a defined contribution plan (“Investment Plan”) alternative to the FRS Pension Plan, which is administered by the State Board of Administration (“SBA”). As a general rule, membership in the FRS is compulsory for all employees working in a regularly established position for a state agency, county government, district school board, state university, community college, or a participating city or special district within the State of Florida. The FRS provides retirement and disability benefits, annual cost-of-living adjustments, and death benefits to plan members and beneficiaries. Benefits are established by Chapter 121, *Florida Statutes*, and Chapter 60S, Florida Administrative Code. Amendments to the law can be made only by an act of the Florida State Legislature.

The State of Florida annually issues a publicly available financial report that includes financial statements and required supplementary information for the FRS. The latest available report may be obtained by writing to the State of Florida Division of Retirement, Department of Management Services, P.O. Box 9000, Tallahassee, Florida 32315-9000, or from the Web site: [www.dms.myflorida.com/workforce\\_operations/retirement/publications](http://www.dms.myflorida.com/workforce_operations/retirement/publications).

**B. Pension Plan**

Plan Description – The Pension Plan is a cost-sharing multiple-employer defined benefit pension plan, with a Deferred Retirement Option Program (“DROP”) for eligible employees.

Benefits Provided - Benefits under the Pension Plan are computed on the basis of age, average final compensation, and service credit. For Pension Plan members enrolled before July 1, 2011, Regular class members who retire at or after age 62 with at least six years of credited service or 30 years of service regardless of age are entitled to a retirement benefit payable monthly for life, equal to 1.6% of their final average compensation based on the five highest years of salary, for each year of credited service. Vested members with less than 30 years of service may retire before age 62 and receive reduced retirement benefits. Special Risk Administrative Support class members who retire at or after age 55 with at least six years of credited service or 25 years of

service regardless of age are entitled to a retirement benefit payable monthly for life, equal to 1.6% of their final average compensation based on the five highest years of salary, for each year of credited service. Special Risk class members (sworn law enforcement officers, firefighters, and correctional officers) who retire at or after age 55 with at least six years of credited service, or with 25 years of service regardless of age, are entitled to a retirement benefit payable monthly for life, equal to 3.0% of their final average compensation based on the five highest years of salary for each year of credited service. Senior Management Service class members who retire at or after age 62 with at least six years of credited service or 30 years of service regardless of age are entitled to a retirement benefit payable monthly for life, equal to 2.0% of their final average compensation based on the five highest years of salary for each year of credited service. Elected Officers' class members who retire at or after age 62 with at least six years of credited service or 30 years of service regardless of age are entitled to a retirement benefit payable monthly for life, equal to 3.0% (3.33% for judges and justices) of their final average compensation based on the five highest years of salary for each year of credited service.

For Plan members enrolled on or after July 1, 2011, the vesting requirement is extended to eight years of credited service for all these members and increasing normal retirement to age 65 or 33 years of service regardless of age for Regular, Senior Management Service, and Elected Officers' class members, and to age 60 or 30 years of service regardless of age for Special Risk and Special Risk Administrative Support class members. Also, the final average compensation for all these members will be based on the eight highest years of salary.

As provided in Section 121.101, *Florida Statutes*, if the member is initially enrolled in the Pension Plan before July 1, 2011, and all service credit was accrued before July 1, 2011, the annual cost-of-living adjustment is three percent per year. If the member is initially enrolled before July 1, 2011, and has service credit on or after July 1, 2011, there is an individually calculated cost-of-living adjustment. The annual cost-of-living adjustment is a proportion of three percent determined by dividing the sum of the pre-July 2011 service credit by the total service credit at retirement multiplied by three percent. Plan members initially enrolled on or after July 1, 2011, will not have a cost-of-living adjustment after retirement.

In addition to the above benefits, the DROP program allows eligible members to defer receipt of monthly retirement benefit payments while continuing employment with a FRS employer for a period not to exceed 60 months after electing to participate. Deferred monthly benefits are held in the FRS Trust Fund and accrue interest. There are no required contributions by DROP participants

Contributions - Effective July 1, 2011, all enrolled members of the FRS, other than DROP participants, are required to contribute three percent of their salary to the FRS. In addition to member contributions, governmental employers are required to make contributions to the FRS based on state-wide contribution rates established by the Florida Legislature. These rates are updated as of July 1 of each year. The employer contribution rates by job class for the periods from October 1, 2020 through June 30, 2021 and from July 1, 2021 through September 30, 2021, respectively, were as follows: Regular—10.00% and 10.82%; Special Risk Administrative Support 35.84% and 37.76%; Special Risk 24.45% and 25.89%; Senior Management Service 27.29% and 29.01%; Elected Officers' 39.73% and 40.91%; and DROP participants 16.98% and 18.34%. These employer contribution rates include 1.66% and 1.66% HIS Plan subsidy for the periods October 1, 2020 through June 30, 2021 and from July 1, 2021 through September 30, 2021, respectively.

The Town's contributions, including employee contributions, to the Pension Plan totaled \$59,905 for the fiscal year ended September 30, 2021.

**Pension Liabilities, Pension Expense, and Deferred Outflows of Resources and Deferred Inflows of Resources Related to Pensions** – At September 30, 2021, the Town reported a liability of \$100,653 for its proportionate share of the Pension Plan’s net pension liability. The net pension liability was measured as of June 30, 2021, and the total pension liability used to calculate the net pension liability was determined by an actuarial valuation as of July 1, 2021. The Town’s proportionate share of the net pension liability was based on the Town’s 2018-19 fiscal year contributions relative to the 2020-21 fiscal year contributions of all participating members. At June 30, 2021, the Town’s proportionate share was 0.0013324786%, which was an increase of 6.32% from its proportionate share measured as of June 30, 2020.

For the fiscal year ended September 30, 2021, the Town recognized pension expense of \$59,905. In addition the Town reported deferred outflows of resources and deferred inflows of resources related to pensions from the following sources:

<b>Description</b>	<b>Deferred Outflows of Resources</b>	<b>Deferred Inflows of Resources</b>
Differences between expected and actual experience	\$ 17,251	\$ -
Changes in assumptions	68,872	-
Net difference between projected and actual earnings on Pension Plan investments	-	(351,155)
Changes in proportion and differences between Pension Plan contributions and proportionate share of contributions	3,190	(46,325)
Pension Plan contributions subsequent to the measurement date	13,497	-
<b>Total</b>	<b><u>\$ 102,810</u></b>	<b><u>\$ (397,480)</u></b>

The deferred outflows of resources related to the Pension Plan, totaling \$13,497 resulting from Town contributions to the Plan subsequent to the measurement date, will be recognized as a reduction of the net pension liability in the fiscal year ended September 30, 2021. Other amounts reported as deferred outflows of resources and deferred inflows of resources related to the Pension Plan will be recognized in pension expense as follows:

<u>September 30</u>	<u>Amount</u>
2022	\$ (54,276)
2023	(63,291)
2024	(83,836)
2025	(107,430)
2026	666
Thereafter	-
	<b><u>\$ (308,167)</u></b>

**Actuarial Assumptions** – The total pension liability in the June 30, 2020 actuarial valuation was determined using the following actuarial assumption, applied to all period included in the measurement:

Inflation	2.40%
Salary increases	3.25%, average, including inflation
Investment rate of return	6.80%, net of pension plan investment expense, including inflation
Discount rate	6.80%

Mortality rates were based on the PUB-2010 Base Table generational mortality using the gender specific MP-2018 mortality improvement projection scale.

The actuarial assumptions used in the July 1, 2021, valuation were based on the results of an actuarial experience study for the period July 1, 2013 through June 30, 2018.

The long-term expected rate of return on Pension Plan investments was not based on historical returns, but instead is based on a forward-looking capital market economic model. The allocation policy's description of each asset class was used to map the target allocation to the asset classes shown below. Each asset class assumption is based on a consistent set of underlying assumptions and includes an adjustment for the inflation assumption. The target allocation and best estimates of arithmetic and geometric real rates of return for each major asset class are summarized in the following table:

Asset Class	Target Allocation	Annual Arithmetic Return	Compound Annual (Geometric) Return	Standard Deviation
Cash	1.00%	2.10%	2.10%	1.10%
Fixed income	20.00%	3.80%	3.70%	3.30%
Global equity	54.20%	8.20%	6.70%	17.80%
Real estate	10.30%	7.10%	6.20%	13.80%
Private equity	10.80%	11.70%	8.50%	26.40%
Strategic investments	3.70%	5.70%	5.40%	8.40%
Total	<u>100.00%</u>			
Assumed Inflation - Mean			2.40%	1.20%

**Discount Rate** - The discount rate used to measure the total pension liability was 6.8%. The Pension Plan's fiduciary net position was projected to be available to make all projected future benefit payments of current active and inactive employees. Therefore, the discount rate for calculation the total pension liability is equal to the long-term expected rate of return.

**Sensitivity of the Town's Proportionate Share of the Net Position Liability to Changes in the Discount Rate** - The following represents the Town's proportionate share of the net pension liability calculated using the discount rate of 6.8%, as well as what the Town's proportionate share of the net pension liability would be if it were calculated using a discount rate that is one percentage point lower 5.8% or one percentage point higher 7.8% than the current rate:

	1% Decrease 5.80%	Current Discount Rate 6.80%	1% Increase 7.80%
Administration's proportionate share of the net pension liability	<u>\$ 450,130</u>	<u>\$ 100,653</u>	<u>\$ (191,469)</u>

**Pension Plan Fiduciary Net Position** - Detailed information regarding the Pension Plan's fiduciary net position is available in the separately issued FRS Pension Plan and Other State-Administered Systems Comprehensive Annual Financial Report.

**Payables to the Pension Plan** - At September 30, 2021, the Town had \$5,177 payable for outstanding contributions to the Pension Plan required for the fiscal year ended September 30, 2021



C. **HIS Plan**

**Plan Description** – The HIS Plan is a cost-sharing multiple-employer defined benefit pension plan established under Section 112.363, *Florida Statutes*, and may be amended by the Florida legislature at any time. The benefit is a monthly payment to assist retirees of State-administered retirement systems in paying their health insurance costs and is administered by the Florida Department of Management Services, Division of Retirement.

**Benefits Provided** – For the fiscal year ended September 30, 2021, eligible retirees and beneficiaries received a monthly HIS payment of \$5 for each year of creditable service completed at the time of retirement, with a minimum HIS payment of \$30 and a maximum HIS payment of \$150 per month. To be eligible to receive these benefits, a retiree under a State-administered retirement system must provide proof of health insurance coverage, which may include Medicare.

**Contributions** – The HIS Plan is funded by required contributions from FRS participating employers as set by the Florida Legislature. Employer contributions are a percentage of gross compensation for all active FRS members. For the fiscal year ended September 30, 2021, the HIS contribution for the period October 1, 2020 through June 30, 2021 and from July 1, 2021 through September 30, 2021 was 1.66% and 1.66%, respectively. The Town contributed 100% of its statutorily required contributions for the current and preceding three years. HIS Plan contributions are deposited in a separate trust fund from which payments are authorized. HIS Plan benefits are not guaranteed and are subject to annual legislative appropriation. In the event legislative appropriation or available funds fail to provide full subsidy benefits to all participants, benefits may be reduced or cancelled.

The Town's contributions to the HIS Plan totaled \$4,092 for the fiscal year ended September 30, 2021.

**Pension Liabilities, Pension Expense, and Deferred Outflows of Resources and Deferred Inflows of Resources Related to Pensions** – At September 30, 2021, the Town reported a liability of \$72,364 for its proportionate share of the HIS Plan's net pension liability. The net pension liability was measured as of June 30, 2021, and the total pension liability used to calculate the net pension liability was determined by an actuarial valuation as of July 1, 2021. The Town's proportionate share of the net pension liability was based on the Town's 2018-19 fiscal year contributions relative to the 2020-21 fiscal year contributions of all participating members. At June 30, 2021, the Town's proportionate share was 0.000589931538%, which was an decrease of 2.11% from its proportionate share measured as of June 30, 2020.

For the fiscal year ended September 30, 2021, the Town recognized pension expense of \$4,092. In addition the Town reported deferred outflows of resources and deferred in flows of resources related to pensions from the following sources:

Description	<u>Deferred Outflows of Resources</u>	<u>Deferred Inflows of Resources</u>
Differences between expected and actual experience	\$ 2,420	\$ (30)
Change of assumptions	5,686	(2,982)
Net difference between projected and actual earnings on HIS Plan investments	75	-
Changes in proportion and differences between HIS Plan contributions and proportionate share of contributions	488	(2,906)
HIS Plan contributions to subsequent to the measurement date	869	-
<b>Total</b>	<u><u>\$ 9,538</u></u>	<u><u>\$ (5,918)</u></u>

The deferred outflows of resources related to the HIS Plan, totaling \$869 resulting from Town contributions to the HIS Plan subsequent to the measurement date, will be recognized as a reduction of the net pension liability in the fiscal year ended September 30, 2021. Other amounts reported as deferred outflows of resources and deferred inflows of resources related to the HIS Plan will be recognized in pension expense as follows:

<u>September 30</u>	<u>Amount</u>
2022	\$ 758
2023	241
2024	498
2025	661
2026	494
Thereafter	99
	<u><u>\$ 2,751</u></u>

**Actuarial Assumptions** – The total pension liability in the July 1, 2021, actuarial valuation was determined using the following actuarial assumptions, applied to all periods included in the measurement:

Inflation	2.40%
Salary increases	3.25%, average, including inflation
Municipal bond rate	2.16%

Mortality rates were based on the PUB-2010 Base Table generational mortality using the gender specific MP-2018 mortality improvement projection scale.

The actuarial assumptions used in the July 1, 2021, valuation were based on the results of an actuarial experience study for the period July 1, 2013 through June 30, 2018.

**Discount Rate** - The discount rate used to measure the total pension liability was 2.16%. In general, the discount rate for calculating the total pension liability is equal to the single rate equivalent to discounting at the long-term expected rate of return for benefit payments prior to the

projected depletion date. Because the HIS benefit is essentially funded on a pay-as-you-go basis, the depletion date is considered to be immediate, and the single equivalent discount rate is equal to the municipal bond rate selected by the HIS Plan sponsor. The Bond Buyer General Obligation 20-Bond Municipal Bond Index was adopted as the applicable municipal bond index.

Sensitivity of the Towns Proportionate Share of the Net Position Liability to Changes in the Discount Rate - The following represents the Town's proportionate share of the net pension liability calculated using the discount rate of 2.16%, as well as what the Town's proportionate share of the net pension liability would be if it were calculated using a discount rate that is one percentage point lower 1.16% or one percentage point higher 3.16% than the current rate:

	1% Decrease 1.16%	Current Discount Rate 2.16%	1% Increase 3.16%
Administration's proportionate share of the net pension liability	\$ 83,660	\$ 72,364	\$ 63,110

Pension Plan Fiduciary Net Position - Detailed information regarding the HIS Plan's fiduciary net position is available in the separately issued FRS Pension Plan and Other State-Administered Systems Comprehensive Annual Financial Report.

Payables to the Pension Plan - At September 30, 2021, the Town had \$353 payable for outstanding contributions to the HIS Plan required for the fiscal year ended September 30, 2021.

**NOTE 12. RISK MANAGEMENT**

The Town is exposed to various risks of loss related to theft of, damage to and destruction of assets; and injury or death on the job of all employees. These risks are primarily covered by commercial insurance purchased from independent third parties. Settled claims from these risks have not exceeded commercial or workers' compensation insurance coverage for the past three years. There has been no reduction in insurance coverage from the previous year.

**NOTE 13. CONTINGENT LIABILITIES**

Amounts received or receivable from grantor agencies are subject to audit and adjustment by grantor agencies, principally the federal government. Any disallowed claims, including amounts already collected, may constitute a liability of the applicable funds. The amount, if any, of expenditures which may be disallowed by the grantor cannot be determined at this time although the Town expects such amounts, if any, to be immaterial.

**NOTE 14. OTHER POST-EMPLOYMENT BENEFITS**

Pursuant to the provision of Section 112.08011, *Florida Statutes*, former employees and eligible dependents who retire from the Town may continue to participate in the Town's fully-insured health and hospitalization plan. These retirees are completely responsible for payment of their insurance premiums and the Town does not contribute toward this payment. Based upon prior experience, the assumed participation rate is zero percent and current insurance premiums are not affected by the requirement of Section 112.08011, *Florida Statutes*. An actuarial projection with a zero assumed participation rate, which is consistent with actual results, would result in an Other Post Employment Benefit (OPEB) obligation of zero. Accordingly, there is no OPEB obligation recorded in the financial statements.

**NOTE 15. SUBSEQUENT EVENTS**

In March 2020, the World Health Organization made the assessment that the outbreak of a novel coronavirus (COVID-19) was characterized as a pandemic. As a result, uncertainties have arisen that may have a significant negative impact on the operating activities and results of the Administration. The occurrence and extent of such an impact will depend on future developments, including (i) the duration and spread of the virus, (ii) government quarantine measures, (iii) voluntary and precautionary restrictions on travel or meetings, (iv) the effects on the financial markets, and (v) the effects on the economy overall, all of which are uncertain.

**Required Supplementary Information**

**TOWN OF MAYO, FLORIDA**  
**GENERAL FUND**  
**STATEMENT OF REVENUES, EXPENDITURES AND CHANGES IN FUND BALANCE**  
**BUDGET AND ACTUAL**  
For the Fiscal Year Ended September 30, 2021

	Original and Final Budgeted Amounts	Actual Amounts	Variance with Budget Positive (Negative)
<b>REVENUES</b>			
<b>Taxes</b>			
Ad valorem taxes			
Current	\$ 141,466	\$ 145,456	\$ 3,990
Non property taxes			
County infrastructure surtax	69,500	84,810	15,310
Franchise fees			
Electricity	59,000	64,194	5,194
Utility service taxes			
Electricity	39,000	50,716	11,716
Propane	4,000	3,886	(114)
Communications services tax	12,000	17,791	5,791
	<u>183,500</u>	<u>221,397</u>	<u>37,897</u>
<b>Total taxes</b>	<u>324,966</u>	<u>366,853</u>	<u>41,887</u>
<b>Licenses and permits</b>			
City professional and occupational	5,000	6,050	1,050
<b>Total licenses and permits</b>	<u>5,000</u>	<u>6,050</u>	<u>1,050</u>
<b>Intergovernmental</b>			
Federal grant- CARES	-	41,515	41,515
SRWMD RIVER cost share grant	-	9,611	9,611
	<u>-</u>	<u>51,126</u>	<u>51,126</u>
<b>State shared revenues</b>			
State revenue sharing	58,000	63,930	5,930
Mobile home licenses	300	271	(29)
Alcoholic beverage licenses	100	98	(2)
Local government half-cent sales tax	26,729	32,152	5,423
Parimutual tax	1,200	1,200	-
Fuel tax rebate	200	229	29
Traffic signals and lighting agreements	15,000	15,952	952
	<u>101,529</u>	<u>113,832</u>	<u>12,303</u>
<b>Total intergovernmental</b>	<u>101,529</u>	<u>164,958</u>	<u>63,429</u>
(Continued)			

See notes to financial statements.

**TOWN OF MAYO, FLORIDA**  
**GENERAL FUND**  
**STATEMENT OF REVENUES, EXPENDITURES AND CHANGES IN FUND BALANCE**  
**BUDGET AND ACTUAL**  
For the Fiscal Year Ended September 30, 2021

	Original and Final Budgeted Amounts	Actual Amounts	Variance with Budget Positive (Negative)
Charges for services			
Zoning permits	2,000	-	(2,000)
Total charges for services	<u>2,000</u>	<u>-</u>	<u>(2,000)</u>
Fines and forfeitures			
Fines and forfeitures	300	256	(44)
Miscellaneous			
Interest	100	50	(50)
Other miscellaneous	1,500	-	(1,500)
Total miscellaneous	<u>1,600</u>	<u>50</u>	<u>(1,550)</u>
Total revenues	<u>435,395</u>	<u>538,167</u>	<u>102,772</u>
<b>EXPENDITURES</b>			
General government			
Legislative			
Personnel services	102,957	102,937	20
Financial and administrative			
Personnel services	68,390	70,688	(2,298)
Operating expenses	35,500	44,251	(8,751)
Total financial and administrative	<u>103,890</u>	<u>114,939</u>	<u>(11,049)</u>
Legal counsel			
Operating expenses	12,000	10,522	1,478
Other general government			
Operating expenses	17,750	47,633	(29,883)
Total general government	<u>236,597</u>	<u>276,031</u>	<u>(39,434)</u>
Public safety			
Law enforcement			
Operating expenses	32,000	32,000	-
Protective inspections			
Operating expenses	15,475	15,475	-
Total public safety	<u>47,475</u>	<u>47,475</u>	<u>-</u>

(Continued)

See notes to financial statements.

**TOWN OF MAYO, FLORIDA**  
**GENERAL FUND**  
**STATEMENT OF REVENUES, EXPENDITURES AND CHANGES IN FUND BALANCE**  
**BUDGET AND ACTUAL**  
For the Fiscal Year Ended September 30, 2021

	Original and Final Budgeted Amounts	Actual Amounts	Variance with Budget Positive (Negative)
Transportation			
Personnel services	35,497	37,826	(2,329)
Operating expenses	69,100	80,208	(11,108)
Lease principal payments	8,065	8,065	-
Capital outlay	-	58,665	(58,665)
Total transportation	<u>112,662</u>	<u>184,764</u>	<u>(72,102)</u>
Culture/recreation			
Parks and recreation			
Operating expenses	-	12,110	(12,110)
Total culture/recreation	<u>-</u>	<u>12,110</u>	<u>(12,110)</u>
Total expenditures	<u>396,734</u>	<u>520,380</u>	<u>(123,646)</u>
Excess of revenues over (under) expenditures	<u>38,661</u>	<u>17,787</u>	<u>(20,874)</u>
Net change in fund balance	38,661	17,787	(20,874)
Fund balance at beginning of year	191,608	191,608	-
Fund balance at end of year	<u>\$ 230,269</u>	<u>\$ 209,395</u>	<u>\$ (20,874)</u>

See notes to financial statements.



**TOWN OF MAYO, FLORIDA  
NOTES TO STATEMENTS OF REVENUES, EXPENDITURES,  
AND CHANGES IN FUND BALANCE  
BUDGET ACTUAL  
SEPTEMBER 30, 2021**

**I. Stewardship, Compliance, and Accountability**

- A. Budgetary information.** The Town, in establishing its budgetary data reflected in the financial statements follows the procedures set out in Chapters 166 and 200, *Florida Statutes*. The Town prepares a tentative budget, which is used by the Town at a public workshop to prepare the budgets for the coming year. Public hearings are conducted to obtain taxpayer comments. Subsequently, these budgets are legally adopted through the passage of a resolution at an advertised public session. Such actions are recorded in the Town's minutes.

The budget is adopted on the modified accrual basis of accounting, which is consistent with accounting principles generally accepted in the United States of America (GAAP). The only exception to the GAAP basis is the Enterprise Fund, where depreciation is not budgeted for capital assets, while capital outlay expenditures are budgeted and are reclassified into fixed assets. These are then eliminated from the results of operations for financial reporting purposes in the Enterprise Fund. Estimated beginning fund balances are considered in the budgetary process, but are not included in the financial statements as budgeted revenues.

The annual budget serves as the legal authorization for expenditures. All budget amendments, which change the legally adopted total appropriation for a fund, are approved by the Town Council.

If during the fiscal year, additional revenue becomes available for appropriations in excess of those estimated in the budget, the Town Council, by resolution, may make supplemental appropriations for the year up to the amount of such excess.

The Town follows these procedures in establishing the budgetary data reflected in the financial statements:

1. Prior to September 1, the Town Clerk submits to the Town Council a proposed operating budget for the fiscal year commencing the following October 1. The operating budget includes proposed expenditures and the means of financing them.
2. Public hearings are conducted in August and September to obtain taxpayer comments.
3. Prior to November 1, the budget is legally enacted through passage of an ordinance.
4. The legal level of budgetary control is the department level; however, the Town Council may, by formal motion, transfer appropriations between departments and may use surplus revenues not appropriated in the budget for any municipal purpose.
5. Budgets are prepared in accordance with accounting principles generally accepted in the United States of America for governmental fund types.

**REQUIRED SUPPLEMENTARY INFORMATION**  
**SCHEDULE OF THE TOWN OF MAYO'S PROPORTIONATE SHARE OF NET PENSION LIABILITY**  
**FLORIDA RETIREMENT SYSTEM AND HEALTH INSURANCE SUBSIDY PROGRAM**  
**LAST 10 FISCAL YEARS\***

	2021	2020	2019	2018	2017	2016	2015	2014
Town's proportion of the FRS net pension liability	0.001332478%	0.001422435%	0.001550700%	0.001546187%	0.001505713%	0.001538443%	0.000673716%	0.001302494%
Town's proportionate share of the FRS net pension liability	\$ 100,654	\$ 616,504	\$ 534,039	\$ 465,720	\$ 445,380	\$ 388,458	\$ 205,038	\$ 79,471
Town's proportion of the HIS net pension liability	0.001040878%	0.000966663%	0.000619691%	0.000625337%	0.000616520%	0.000613610	0.033361733	0.000616175
Town's proportionate share of the HIS net pension liability	<u>72,364</u>	<u>73,585</u>	<u>69,337</u>	<u>66,186</u>	<u>65,921</u>	<u>71,514</u>	<u>62,957</u>	<u>57,614</u>
Town's proportionate share of the total net pension liability	<u>\$ 173,018</u>	<u>\$ 690,089</u>	<u>\$ 603,376</u>	<u>\$ 531,906</u>	<u>\$ 511,301</u>	<u>\$ 459,972</u>	<u>\$ 267,995</u>	<u>\$ 137,085</u>
Town's covered-employee payroll	\$ 209,200	\$ 341,657	\$ 207,600	\$ 206,100	\$ 198,120	\$ 190,057	\$ 189,378	\$ 186,353
Town's proportionate share of the net pension liability as a percentage of its covered-employee payroll	82.70%	201.98%	290.64%	258.08%	258.08%	242.02%	141.51%	73.56%
Plan fiduciary net position as a percentage of the total pension liability	91.09%	74.46%	78.22%	79.86%	79.30%	79.36%	92.00%	96.09%

Note 1) The amounts presented for each year were determined as of the June 30 year end of the Florida Retirement System.

\*GASB 68 requires information for 10 years. However, until a full 10-year trend is compiled, only those years for which information is available is presented.

**REQUIRED SUPPLEMENTARY INFORMATION**  
**SCHEDULE OF THE TOWN OF MAYO'S CONTRIBUTIONS**  
**FLORIDA RETIREMENT SYSTEM AND HEALTH INSURANCE SUBSIDY PROGRAM**  
**LAST 10 FISCAL YEARS\***

	2021	2020	2019	2018	2017	2016	2015	2014
Contractually required FRS contribution	\$ 54,308	\$ 52,295	\$ 50,282	\$ 53,161	\$ 46,387	\$ 36,033	\$ 44,283	\$ 37,350
Contractually required HIS contribution	3,710	3,654	3,598	4,091	3,861	5,902	2,827	2,384
<b>Total Contractually Required Contributions</b>	<b>58,018</b>	<b>55,949</b>	<b>53,880</b>	<b>57,252</b>	<b>50,248</b>	<b>41,935</b>	<b>47,110</b>	<b>39,734</b>
Contributions in relation to the contractually required contribution	(58,018)	(55,949)	(53,880)	(57,252)	(50,248)	(41,935)	(47,110)	(39,734)
Contribution deficiency (excess)	\$ -	\$ -	\$ -	\$ -	\$ -	\$ -	\$ -	\$ -
Town's covered-employee payroll	\$ 209,200	\$ 208,074	\$ 207,600	\$ 206,100	\$ 198,120	\$ 190,057	\$ 189,378	\$ 186,353
Contributions as a percentage of covered-employee payroll	27.73%	26.89%	25.95%	27.78%	25.36%	22.06%	24.88%	21.32%

\*GASB requires information for 10 years. However, until a full 10-year trend is compiled, only those years for which information is available is presented.

**NOTES TO SCHEDULE OF PROPORTIONATE SHARE OF NET PENSION LIABILITY  
AND SCHEDULE OF CONTRIBUTIONS  
FLORIDA RETIREMENT SYSTEM AND HEALTH INSURANCE SUBSIDY PROGRAM  
For the Fiscal Year End September 30, 2021**

**Net Pension Liability**

The components of the collective net pension liability of the participating employers for each defined benefit plan for the measurement date of June 30, 2021, are shown below (in thousands):

	FRS	HIS
Total pension liability	\$ 209,636,046	\$ 12,719,121
Plan fiduciary net position	(202,082,183)	(452,618)
	\$ 7,553,863	\$ 12,266,503
 Plan fiduciary net position as a percentage of the total pension liability	96.40%	3.56%

The total pension liability for each plan was determined by the plans' actuary and reported in the plans' valuations dated June 30, 2021. The fiduciary net position used by the actuary to determine the net pension liability (as shown above) was determined on the same basis used by the plan. The fiduciary net position is reported in the financial statements and the net pension liability is disclosed in the notes to the financial statements. Update procedures were not used.

The HIS actuarial valuation was prepared as of July 1, 2021. The fiduciary net position used by the actuary to determine the net pension liability (as shown above) was determined on the same basis used by the Plan. The fiduciary net position is reported in the financial statements and the net pension liability is disclosed in the notes to the financial statements.

**Basis for Allocation**

The employer's proportionate share reported in the pension allocation schedules was calculated using accrued retirement contributions related to the reporting periods included in the System's fiscal years ending June 30, 2014 - June 30, 2021, for employers that were members of the FRS and HIS during those fiscal years. For fiscal year 2021, in addition to contributions from employers the required accrued contributions for the Division (paid on behalf of the Division's employees who administer the Plans) were allocated to each employer on a proportionate basis. The Division administers the Plans, and therefore, cannot allocate a portion of the liability to itself. Although GASB 68 encourages the use of the employers' projected long-term contribution effort to the retirement plan, allocating on the basis of historical employer contributions is acceptable. The aggregate employer contribution amounts for each fiscal year agree to the employer contribution amounts reported in the system's CAFR for that fiscal year.

The proportion calculated based on contributions for each of the fiscal years presented in the pension allocation schedules was applied to the net pension liability and other pension amounts applicable for that fiscal year to determine each employer's proportionate share of the liability, deferred outflows of resources, deferred inflow of resources and associated pension expense.

For the purposes of the pension allocation schedules, pension amounts are allocated to reporting employers. The pension amounts of participating employers whose payrolls are reported and contributions are remitted by another entity are included in the reporting employer's amounts and will be allocated to the participating employer by the reporting employer.

### **Actuarial Methods and Assumptions**

Actuarial assumptions for both cost-sharing defined benefit plans are reviewed annually by the Florida Retirement System Actuarial Assumptions Conference. The FRS Pension Plan has a valuation performed annually. The HIS Program has a valuation performed biennially that is updated for GASB reporting in the year a valuation is not performed. The most recent experience study for the FRS Pension Plan was completed in 2021 for the period July 1, 2013 through June 30, 2020. Because the HIS Program is funded on a pay-as-you-go basis, no experience study has been completed for that program. The actuarial assumptions that determined the total pension liability for the HIS Program were based on certain results of the most recent experience study for the FRS Pension Plan.

The total pension liability for each cost-sharing defined benefit plan was determined using the individual entry age actuarial cost method. Inflation increases for both Plans is assumed at 2.40%. Payroll growth, including inflation, for both Plans is assumed at 3.25%. Both the discount rate and the long-term expected rate of return used for FRS Pension Plan investments is 6.80%. The Plan's fiduciary net position was projected to be available to make all projected future benefit payments of current active and inactive employees. Therefore, the discount rate for calculating the total pension liability is equal to the long-term expected rate of return.

Because the HIS Program uses a pay-as-you-go funding structure, a municipal bond rate of 2.16% was used to determine the total pension liability for the program (Bond Buyer General Obligation 20-Bond Municipal Bond Index). Mortality assumptions for both Plans were based on the PUB-2010 Base Table (refer to the valuation reports for more information – See Additional Financial and Actuarial Information).

The following changes in actuarial assumptions occurred in 2021:

**FRS:** Decreasing the maximum amortization period to 20 years for all current and future amortization bases.

**HIS:** The municipal bonds rate used to determine total pension liability was decreased from 2.21% to 2.16%.

**COMPLIANCE SECTION**

**TOWN OF MAYO, FLORIDA**  
**SCHEDULE OF EXPENDITURES OF FEDERAL AWARDS AND STATE FINANCIAL ASSISTANCE**  
**For the Fiscal Year Ended September 30, 2021**

Federal and State Grantor/Pass Through Grantor Program Title	CFDA#	GRANT #	PROGRAM OR AWARD AMOUNT	REPORTED IN PRIOR YEARS	REVENUES RECOGNIZED	EXPENDITURES
<b>FEDERAL AWARDS</b>						
US Department of the Treasury						
Coronavirus State & Local Fiscal Recovery Funds	21.027	1505-0271	\$ 635,583	\$ -	\$ -	\$ -
Passed through Lafayette County						
Corona Relief Fund	21.019	Y2304	<u>41,515</u>	<u>-</u>	<u>41,515</u>	<u>41,515</u>
<b>Total federal awards</b>			<u>\$ 677,098</u>	<u>\$ -</u>	<u>\$ 41,515</u>	<u>\$ 41,515</u>
<b>STATE FINANCIAL ASSISTANCE</b>						
Suwannee River Water Management District						
Cost Share Agreement		20/21-115	<u>\$ 112,000</u>	<u>\$ -</u>	<u>\$ 9,611</u>	<u>\$ 9,611</u>
<b>Total state financial assistance</b>			<u>\$ 112,000</u>	<u>\$ -</u>	<u>\$ 9,611</u>	<u>\$ 9,611</u>
<b>Total federal and state financial assistance</b>			<u>\$ 789,098</u>	<u>\$ -</u>	<u>\$ 51,126</u>	<u>\$ 51,126</u>

## **TOWN OF MAYO, FLORIDA**

### **Notes to Schedule of Expenditures of Federal Awards and State Financial Assistance**

**For the Fiscal Year Ended September 30, 2021**

#### **NOTE 1. SUMMARY OF SIGNIFICANT ACCOUNTING POLICIES**

The accounting policies and presentation of the Schedule of Expenditures of Federal Awards and State Financial Assistance of the Town of Mayo, Florida (the "Town") have been designed to conform to generally accepted counting principles as applicable to governmental units, including the reporting and compliance requirements of the State of Florida..

##### **A. Reporting Entity**

This reporting entity consists of the Town of Mayo, Florida. The Town includes a Schedule of Expenditures of Federal Awards and State Financial Assistance in the Compliance Section for the purpose of additional analysis.

##### **B. Basis of Accounting**

Basis of accounting refers to when revenues and expenditures or expenses are recognized in the accounts and reported in the financial statements. Basis of accounting relates to the timing of the measurements made, regardless of the measurement focus.

The modified accrual basis of accounting is followed in the Schedule of Expenditures of Federal Awards and State Financial Assistance. Under the modified accrual basis, revenues are recognized when they become measurable and available. Revenues are considered to be available when they are collectible within the current period or soon enough thereafter to pay liabilities of the current period. For this purpose, the Town considers revenues to be available if they are collected within 60 days after the end of the current fiscal period. Expenditures generally are recorded when a liability is incurred, as under accrual accounting.



**INDEPENDENT AUDITOR'S REPORT ON INTERNAL CONTROL OVER FINANCIAL REPORTING AND ON COMPLIANCE AND OTHER MATTERS BASED ON AN AUDIT OF FINANCIAL STATEMENTS PERFORMED IN ACCORDANCE WITH GOVERNMENT AUDITING STANDARDS**

To the Mayor and Members  
of the Town Council  
Town of Mayo, Florida

We have audited, in accordance with the auditing standards generally accepted in the United States of America and the standards applicable to financial audits contained in *Government Auditing Standards* issued by the Comptroller General of the United States, the financial statements of the governmental activities, the business-type activities, and each major fund of the Town of Mayo, Florida, as of and for the year ended September 30, 2021, and the related notes to the financial statements, which collectively comprise the Town of Mayo, Florida's basic financial statements, and have issued our report thereon dated June 18, 2022.

**Internal Control Over Financial Reporting**

In planning and performing our audit of the financial statements, we considered the Town of Mayo, Florida's internal control over financial reporting (internal control) to determine the audit procedures that are appropriate in the circumstances for the purpose of expressing our opinions on the financial statements, but not for the purpose of expressing an opinion on the effectiveness of the Town of Mayo, Florida's internal control. Accordingly, we do not express an opinion on the effectiveness of Town of Mayo, Florida's internal control.

A *deficiency in internal control* exists when the design or operation of a control does not allow management or employees, in the normal course of performing their assigned functions, to prevent, or detect and correct, misstatements on a timely basis. A *material weakness* is a deficiency, or a combination of deficiencies, in internal control, such that there is a reasonable possibility that a material misstatement of the entity's financial statements will not be prevented, or detected and corrected on a timely basis. A *significant deficiency* is a deficiency, or a combination of deficiencies, in internal control that is less severe than a material weakness, yet important enough to merit attention by those charged with governance.

Our consideration of internal control was for the limited purpose described in the first paragraph of this section and was not designed to identify all deficiencies in internal control that might be material weaknesses or, significant deficiencies. Given these limitations, during our audit we did not identify any deficiencies in internal control that we consider to be material weaknesses. However, we noted the following significant deficiencies:

**Finding 2011-1 (Excess of second preceding year)  
Financial Statement Preparation**

A system of internal control over financial reporting includes controls over financial statement preparation, including footnote disclosures. While your auditor can assist with the preparation of your financial statements and related footnotes, the financial statements are the responsibility of management. A deficiency exists when the Town does not have the expertise necessary to prevent, detect, and correct misstatements. A deficiency in internal control exists in instances where the Town is not capable of drafting the financial statements and all required footnote disclosures in accordance with general accepted accounting principles. Possessing suitable skill, knowledge, or experience to oversee services an auditor provides in assisting with financial statement

presentation requires a lower level of technical knowledge than the competence required preparing the financial statements and disclosures.

#### **MANAGEMENT'S RESPONSE**

***We agree with this finding. We are a very small government and have used our available resources to employ a competent bookkeeper who maintains excellent accounting records and provides accurate monthly financial reports prepared generally on the cash basis. We likewise have confidence in our audit firm to utilize these records and prepare annual financial statements in the required formats and with all associated note disclosures. Both the Mayor and Town Council review the annual financial reports and have the opportunity to ask the auditor any questions regarding the report prior to its formal presentation. The report is formally presented by the auditor at a scheduled meeting of the Town Council.***

***At this time, we do not believe it would be a justifiable expense to employ another accountant on either a part-time or full-time basis to prepare the annual financial statements. We thus accept this required disclosure finding and will continue to monitor this situation in the future.***

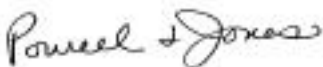
*This response has not been subjected to the audit procedures applied in the audit and thus express no opinion on it.*

#### **Compliance and Other Matters**

As part of obtaining reasonable assurance about whether the Town of Mayo, Florida's financial statements are free from material misstatement, we performed tests of its compliance with certain provisions of laws, regulations, contracts, and grant agreements, noncompliance with which could have a direct and material effect on the determination of financial statement amounts. However, providing an opinion on compliance with those provisions was not an objective of our audit, and accordingly, we do not express such an opinion. The results of our tests disclosed no instances of noncompliance or other matters that are required to be reported under *Government Auditing Standards*.

#### **Purpose of this Report**

The purpose of this report is solely to describe the scope of our testing of internal control and compliance and the results of that testing, and not to provide an opinion on the effectiveness of the entity's internal control or on compliance. This report is an integral part of an audit performed in accordance with *Government Auditing Standards* in considering the entity's internal control and compliance. Accordingly, this communication is not suitable for any other purpose.



**POWELL & JONES**  
Certified Public Accountants  
June 18, 2022

## **MANAGEMENT LETTER**

Honorable Mayor and  
Members of the Town Council  
Town of Mayo, Florida

We have audited the basic financial statements of the Town of Mayo, Florida (the Town) as of and for the year ended September 30, 2021, and have issued our report thereon dated June 26, 2020.

We have issued our Report on Internal Control Over Financial Reporting and on Compliance and Other Matters Based on an Audit of Financial Statements Performed in Accordance with Government Auditing Standards dated June 18, 2022. Disclosures in that report, should be considered in conjunction with this management letter.

We conducted our audit in accordance with auditing standards generally accepted in the United States of America, and Government Auditing Standards issued by the Comptroller General of the United States. Additionally, our audit was conducted in accordance with the provisions of Chapter 10.550, Rules of the Auditor General, which govern the conduct of local governmental entity audits performed in the State of Florida and require that the following be addressed in this letter:

### **PRIOR YEAR FINDINGS**

#### **2016-1 Payroll Liabilities**

During our audit in the prior and current years, we found that the payroll liability accounts were not being properly utilized and items that should have been in the liability accounts were in expense accounts and vice versa. The improper use of liability accounts reduces the accuracy of the reporting of payroll related expenses and decreases the likelihood that city management will be able to detect payroll errors. We again recommend the proper use of the payroll liability accounts and routine review of these balances to help ensure that payroll is being recorded correctly.

#### **MANAGEMENT'S RESPONSE**

**We will implement the proper use of payroll liability accounts and conduct a routine review these account balances monthly.**

#### **2016-2 Customer Deposits**

During our audit in the prior and current years, we found that the utility billing software's customer deposit records did not match the financial reporting software. The utility billing reports displayed multiple customers with credit balances when those accounts had been closed. Management manually reviewed this log and updated it to reflect current balances. To prevent future errors and ensure accurate reporting, we again recommend that Management meet with the utility billing software vendor to locate and correct the source of these errors, as well as conducting routine reconciliation of the deposits on the utility billing software to the financial reporting software.

## MANAGEMENT'S RESPONSE

We have manually reviewed the customer deposit log and updated it to reflect current deposits. We will contact our utility billing software vendor to assist us in locating and correcting the source of the deposit posting errors. We will also conduct routine reconciliations of the deposits on the utility billing software to the financial reporting software.

These responses were not subjected to the audit procedures applied in the audit and we thus express no opinion on them.

## CURRENT YEAR FINDINGS

There were no other reportable findings in the current year.

## AUDITOR GENERAL COMPLIANCE MATTERS

Financial Condition Assessment - As required by the *Rules of the Auditor General* (Sections 10.544(1)(i)5.a and 10.556(7)), we applied financial condition assessment procedures. It is management's responsibility to monitor the entity's financial condition, and our financial condition assessment was based in part in representations made by management and the review of financial information they provided.

Financial Emergency Status - We determined that the Town had not met any of the conditions described in Section 218.503(1), *Florida Statutes*, that might result in a financial emergency.

Deteriorating Financial Conditions - From our audit procedures in the prior years, we found the following conditions which together comprised "deteriorating financial conditions" as defined by Chapter 10.550 *Rules of the Auditor General*:

The Enterprise Fund showed the following trends:

	<u>9/30/21</u>	<u>9/30/20</u>	<u>9/30/19</u>	<u>9/30/18</u>	<u>9/30/2017</u>	<u>9/30/16</u>	<u>9/30/15</u>
Net loss for the year ended	<u>\$ (52,992)</u>	<u>\$ (28,694)</u>	<u>\$ (109,433)</u>	<u>\$ (26,467)</u>	<u>\$ (53,153)</u>	<u>\$ (59,220)</u>	<u>\$ (54,774)</u>
Unrestricted cash reserve balance at year end	<u>\$ 22,939</u>	<u>\$ 45,801</u>	<u>\$ 3,999</u>	<u>\$ 59,779</u>	<u>\$ 56,342</u>	<u>\$ 48,611</u>	<u>\$ 28,124</u>

To correct these deteriorating financial conditions we recommended that the Town implement strict measures during the prior budget cycle to assure that revenues are sufficient to fund expenditures and replenish needed fiscal reserves in the Enterprise Fund, as well as the General Fund. Finances were to be closely monitored during the current year to ensure that these objectives are met.

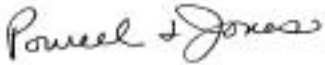
During the current year, the Enterprise Fund had a net loss of \$52,992, which was \$24,298 more than the prior year net loss. The unrestricted cash reserve was \$22,939, which was a \$22,862 decrease from the prior year. We continue to recommend that the Town consistently take measures to increase its unrestricted reserves.

In the coming year, the Enterprise Fund increased its public utility rates with scheduled annual increases through the year 2025. Thereafter, rates will increase with inflation.

Our audit did not disclose any further items that would be required to be reported under the *Rules of the Auditor General*, Chapter 10.550.

**CONCLUSION**

Again, we very much enjoyed the challenges and experiences associated with this year's audit of the Town. We look forward to working with you to ensure continued fiscal progress of the Town's operation.

A handwritten signature in cursive script that reads "Powell & Jones".

**POWELL & JONES**  
Certified Public Accountants  
June 18, 2022

## INDEPENDENT ACCOUNTANT'S REPORT

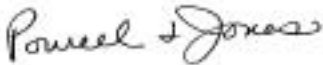
To the Mayor and Members of the  
Town Council  
Town of Mayo, Florida

We have examined the Town of Mayo, Florida's compliance with Section 218.415, *Florida Statutes*, regarding the investment of public funds during the year ended September 30, 2021. Management is responsible for the Town's compliance with those requirements. Our responsibility is to express an opinion on the Town's compliance based on our examination.

Our examination was conducted in accordance with attestation standards established by the American Institute of Certified Public Accountants and, accordingly, included examining, on a test basis, evidence about the Town's compliance with those requirements and performing such other procedures as we considered necessary in the circumstances. We believe that our examination provides a reasonable basis for our opinion. Our examination does not provide a legal determination on the Town's compliance with specified requirements.

In our opinion, the Town complied, in all material respects, with the aforementioned requirements for the year ended September 30, 2021.

This report is intended solely for the information and use of the Town of Mayo, Florida and the Auditor General, State of Florida, and is not intended to be and should not be used by anyone other than these specified parties.



**POWELL & JONES**  
Certified Public Accountants  
June 18, 2022

## COMMUNICATION WITH THOSE CHARGED WITH GOVERNANCE

To the Mayor and Members of the Town Council  
Town of Mayo, Florida

We have audited the financial statements of the Town of Mayo, Florida for the year ended September 30, 2021. Professional standards require that we provide you with information about our responsibilities under generally accepted auditing standards and *Government Auditing Standards*, as well as certain information related to the planned scope and timing of our audit. Professional standards also require that we communicate to you the following information related to our audit.

### Significant Audit Findings

#### *Qualitative Aspects of Accounting Practices*

Management is responsible for the selection and use of appropriate accounting policies. The significant accounting policies used by the Town of Mayo, Florida are described Note 1 to the financial statements. As described in Note 11 to the financial statements, the Town changed accounting policies related to the recognition of the net pension liability of its Defined Benefit Pension Plans by adopting Statement of Governmental Accounting Standards (GASB statement) No. 68, Accounting and Financial Reporting for Pension Plans, in 2021. Accordingly, the cumulative effect of the accounting change as of the beginning of the year is reported in the statement of net position. We noted no transactions entered into by the governmental unit during the year for which there is a lack of authoritative guidance or consensus. All significant transactions have been recognized in the financial statements in the proper period.

Accounting estimates are an integral part of the financial statements prepared by management and are based on management's knowledge and experience about past and current events and assumptions about future events. Certain accounting estimates are particularly sensitive because of their significance to the financial statements and because of the possibility that future events affecting them may differ significantly from those expected. There are no sensitive estimates affecting the Town of Mayo, Florida's financial statements.

Certain financial statement disclosures are particularly sensitive because of their significance to financial statement users. There are no sensitive disclosures affecting the financial statements.

#### *Difficulties Encountered in Performing the Audit*

We encountered no significant difficulties in dealing with management in performing and completing our audit.

#### *Corrected and Uncorrected Misstatements*

Professional standards require us to accumulate all known and likely misstatements identified during the audit, other than those that are trivial, and communicate them to the appropriate level of management. There were no such misstatements identified during our audit.

#### *Disagreements with Management*

For purposes of this letter, professional standards define a disagreement with management as a financial accounting, reporting, or auditing matter, whether or not resolved to our satisfaction, that could be significant to the financial statements or the auditor's report. We are pleased to report that no such disagreements arose during the course of our audit.

*Management Representations*

We have requested certain representations from management that are included in the management representation letter dated June 18, 2022.

*Management Consultations with Other Independent Accountants*

In some cases, management may decide to consult with other accountants about auditing and accounting matters, similar to obtaining a “second opinion” on certain situations. If a consultation involves application of an accounting principle to the governmental unit’s financial statements or a determination of the type of auditor’s opinion that may be expressed on those statements, our professional standards require the consulting accountant to check with us to determine that the consultant has all the relevant facts. To our knowledge, there were no such consultations with other accountants.

*Other Audit Findings or Issues*

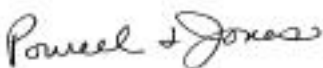
We generally discuss a variety of matters, including the application of accounting principles and auditing standards, with management each year prior to retention as the governmental unit’s auditors. However, these discussions occurred in the normal course of our professional relationship and our responses were not a condition to our retention.

Other Information in Documents Containing Audited Financial Statements

With respect to the supplementary information accompanying the financial statements, we made certain inquiries of management and evaluated the form, content, and methods of preparing the information to determine that the information complies with accounting principles generally accepted in the United States of America, the method of preparing it has not changed from the prior period, and the information is appropriate and complete in relation to our audit of the financial statements. We compared and reconciled the supplementary information to the underlying accounting records used to prepare the financial statements or to the financial statements themselves.

This information is intended solely for the use of the Mayor and management of the Town of Mayo, Florida, and is not intended to be and should not be used by anyone other than these specified parties.

Very truly yours,



**POWELL AND JONES**  
Certified Public Accountants  
June 18, 2022