

**TOWN OF REDINGTON SHORES, FLORIDA
REDINGTON SHORES, FLORIDA
ANNUAL COMPREHENSIVE FINANCIAL REPORT
FOR THE FISCAL YEAR ENDED
SEPTEMBER 30, 2021**

17425 Gulf Boulevard
Redington Shores, FL 33708
727-397-5538

I. INTRODUCTORY SECTION

TOWN OF REDINGTON SHORES FLORIDA
REDINGTON SHORES, FLORIDA
ANNUAL COMPREHENSIVE FINANCIAL REPORT
FOR THE FISCAL YEAR ENDED
SEPTEMBER 30, 2021

TABLE OF CONTENTS

	Page
I. INTRODUCTORY SECTION	
Contents Page	i
Letter of Transmittal	v
Organizational Chart	vii
Town Officials	ix
II. FINANCIAL SECTION	
Independent Auditor’s Report	1
A . MANAGEMENT’S DISCUSSION AND ANALYSIS	5
B . BASIC FINANCIAL STATEMENTS	
Government-Wide Financial Statements	
Statement of Net Position	13
Statement of Activities	14
Fund Financial Statements	
<u>Governmental Fund Financial Statements</u>	
Balance Sheet – Governmental Funds	15
Reconciliation of the Balance Sheet to the Statement of Net Position	16
Statement of Revenues, Expenditures and Changes in Fund Balances	17
Reconciliation of the Statement of Revenues, Expenditures and Changes in Fund Balances to the Statement of Activities	18
Statement of Revenues, Expenditures and Changes in Fund Balance - Budget and Actual - General Fund	19

TOWN OF REDINGTON SHORES FLORIDA
REDINGTON SHORES, FLORIDA
ANNUAL COMPREHENSIVE FINANCIAL REPORT
FOR THE FISCAL YEAR ENDED
SEPTEMBER 30, 2021

TABLE OF CONTENTS
(Continued)

	Page
II. FINANCIAL SECTION (CONTINUED)	
B. BASIC FINANCIAL STATEMENTS (Continued)	
<i><u>Proprietary Fund Financial Statements</u></i>	
Statement of Net Position	20
Statement of Revenues, Expenses and Changes in Net Position	21
Statement of Cash Flows	22
 Notes to Financial Statements	 25
C. INDIVIDUAL FUND STATEMENTS AND SCHEDULES	
Statement of Revenues, Expenditures and Changes in Fund Balance - Budget and Actual - Sewer Fund	55
Statement of Revenues, Expenditures and Changes in Fund Balance - Budget and Actual – Capital Improvement Fund	56
Capital Assets Used in the Operation of Governmental Funds	
Schedule by Source	57
Schedule by Function and Activity	58
Schedule of Changes by Function and Activity	59
 III. REQUIRED SUPPLEMENTARY INFORMATION	
Schedule of Proportionate Share of Net Pension Liability – FRS Program	61
Schedule of Contributions – FRS Program	62
Schedule of Proportionate Share of Net Pension Liability – HIS Program	62
Schedule of Contributions – HIS Program	64
Schedule of Investment Returns	65

TOWN OF REDINGTON SHORES FLORIDA
REDINGTON SHORES, FLORIDA
ANNUAL COMPREHENSIVE FINANCIAL REPORT
FOR THE FISCAL YEAR ENDED
SEPTEMBER 30, 2021

TABLE OF CONTENTS
(Continued)

	Page
IV. STATISTICAL SECTION (UNAUDITED)	
Net Position by Component	67
Changes in Net Position	68
Program Revenues by Function/Program	70
Fund Balances – Governmental Funds	71
Changes in Fund Balances - Governmental Funds	72
Assessed and Estimated Actual Value of Taxable Property	73
Assessed Valuations, Millage and Taxes Levied and Collected	74
Property Tax Rates – Direct and Overlapping Governments (per \$1,000)	75
Property Levies and Collections	76
Percentage of Annual General Debt Service to Government Expenditures – Bank Loan	77
Pledged Revenue Coverage	78
Percentage of Bank Loan to Taxable Assessed Valuation and Net Bonded Debt Per Capita	79
Computation of Direct and Overlapping Debt – General Obligation Bonds and Direct Revenue Debt	80
Full-Time Equivalent Town Employees by Function	81
Miscellaneous Statistical Data	82
V. COMPLIANCE SECTION	
Independent Auditors’ Report on Internal Control over Financial Reporting and on Compliance and Other Matters Based on an Audit of Financial Statements Performed in Accordance with <i>Government Auditing Standards</i>	83
Management Letter	85
Independent Accountant’s Report on Compliance with Section 218.415, Florida Statutes	87

This page intentionally left blank.



Redington Shores

October 12, 2022

To the Honorable Mayor, Board of Commissioners and Citizens of the Town of Redington Shores:

The Annual Comprehensive Financial Report (ACFR) of the Town of Redington Shores, Florida (the Town) for the fiscal year ended September 30, 2021, is submitted herewith, fulfilling the requirements of the Town Charter, Florida Statutes and the Rules of the Auditor General of the State of Florida.

Management assumes full responsibility for the completeness and reliability of the information contained in this report, based upon a comprehensive framework of internal control that it has established for this purpose. Because the cost of internal control should not exceed anticipated benefits, the objective is to provide reasonable, rather than absolute, assurance that the financial statements are free of any material misstatements.

Saltmarsh, Cleaveland & Gund, Certified Public Accountants, have issued an opinion on the Town of Redington Shores financial statements for the year ended September 30, 2021. The independent auditor's report is located at the front of the financial section of this report.

Management's discussion and analysis (MD&A) immediately follows the independent auditor's report and provides a narrative introduction, overview, and analysis of the basic financial statements. MD&A complement this letter of transmittal and should be read in conjunction with it.

Profile of the Government

The Town of Redington Shores is one of twenty-four incorporated municipalities within Pinellas County and is a community that consists mostly of residential homes with some commercial and recreational interests within Town limits as well.

The Town has operated under the Commissioner-Mayor form of government since incorporation in 1955. Policy making and legislative authority are vested in a governing Commission consisting of the mayor and four other members all elected on a non-partisan basis. The Mayor appoints the heads of various departments. Commission members serve two-year terms, with two members elected every other year. The mayor is elected for a three-year term. The mayor is elected at large; the remaining commission members are elected by district.

The Town provides many municipal services such as community planning, maintenance and repairs of parks, streets, and other infrastructure and has opportunities for recreational and cultural activities. Various functions are provided through outside contracts to ensure that residents are afforded a full range of services. Police protection is contracted through the Town of Indian Shores' police department; fire protection is provided by the City of Madeira Beach and the City of Seminole fire departments; code enforcement is upheld by the Pinellas County Sheriff's office; and library services are provided by the Gulf Beaches Public Library.

The annual budget serves as the foundation for the Town's financial planning and control. All departments of the Town are required to submit requests for appropriation each year. These requests are used as the starting point for developing a proposed budget. The Finance Advisory Committee assists the Town in reviewing the proposed budget helps develop recommendations to the Commission. The Mayor and Town Clerk present the proposed budget to the Commission for review. The Commission is required to hold public hearings on the proposed budget and to adopt a final budget no later than September 30, the close of the Town's fiscal year.

Local Economy and Initiatives


The Town of Redington Shores has been fortunate to have increasing property values for several consecutive years. These increases enabled the Town to reduce the millage rate levied for the 2020 taxes. Since the Town does have such a strong property tax base and other revenue, the impacts of the COVID-19 pandemic have not created financial hardship on the Town. The Town continues to monitor the situation and any effect on the financial condition, liquidity, operations and staff. The Town does face some uncertainty in upcoming years as it relates to the financial condition of residents, businesses and local tourism that may impact state-derived and other revenue sources but remains committed to providing the services that the community depends on.

The Town, along with the other Barrier Island Communities belonging to the Barrier Island Governmental Council, (BIG-C) continues to work with Pinellas County for the undergrounding of the utilities along Gulf Boulevard the main thoroughfare of the barrier island. The Town continues work to rehabilitate the sewer and stormwater infrastructure.

Acknowledgements

The preparation of this report would not have been possible without the efficient and dedicated service of the Town staff. Credit must also be given to the Mayor and Commissioners for their unfailing support for maintaining the highest standards of professionalism in the management of the Town of Redington Shores' finances.


Respectfully submitted,



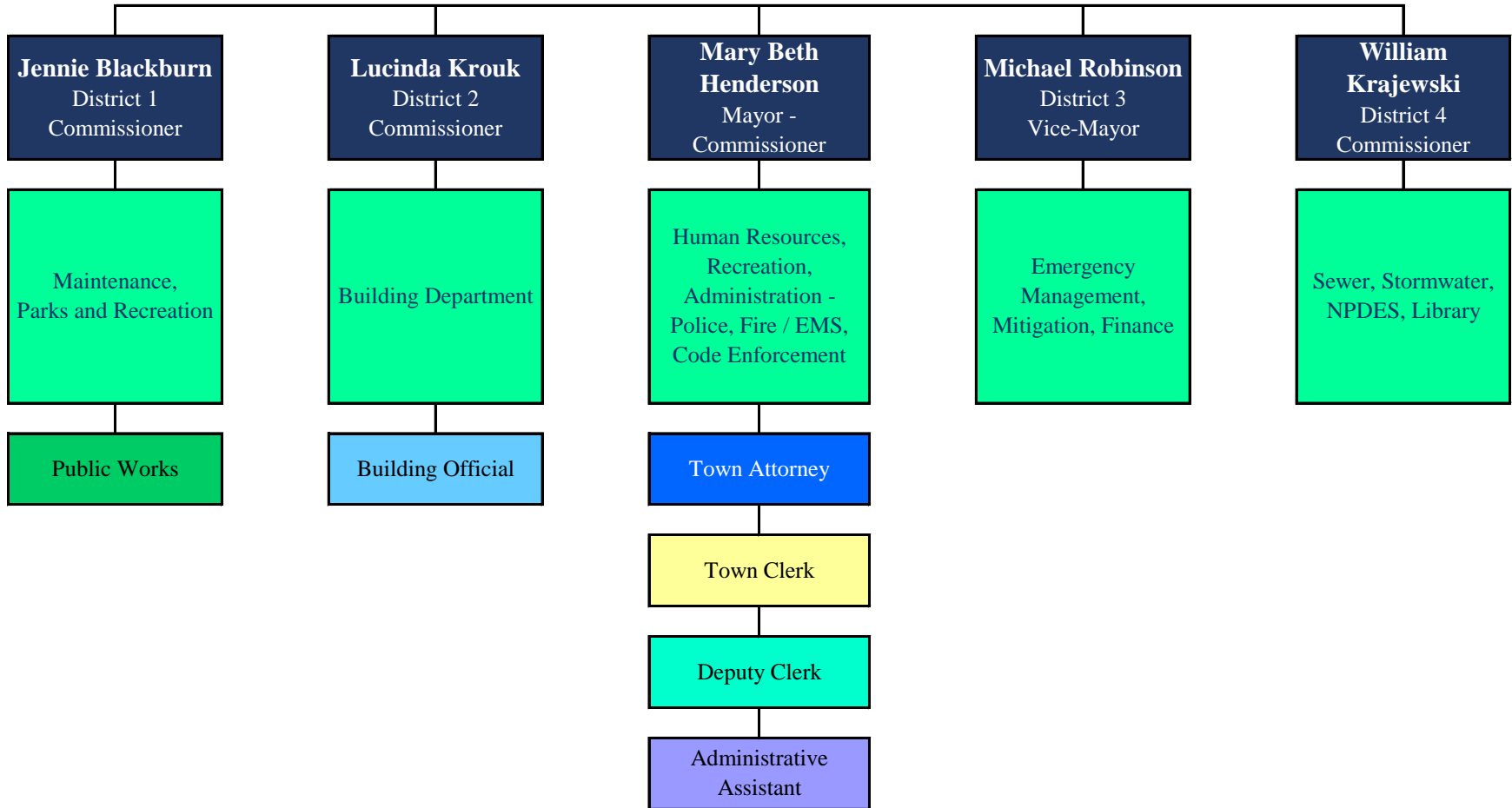
MaryBeth Henderson

Mayor

Town of Redington Shores



Organizational Chart



This page intentionally left blank.

TOWN OF REDINGTON SHORES, FLORIDA

LISTING OF TOWN OFFICIALS

ELECTED OFFICIALS

Mayor - Commissioner	Mary Beth Henderson
Vice Mayor - Commissioner	Michael Robinson
Commissioner	Jennie Blackburn
Commissioner	Lucinda Krouk
Commissioner	William Krajewski

APPOINTED OFFICIALS

Town Attorney	James Denhardt
---------------	----------------

This page intentionally left blank.

II. FINANCIAL SECTION

INDEPENDENT AUDITOR'S REPORT

To the Honorable Mayor, Town Commission
and the Citizens of Town of Redington Shores, Florida

Report on the Financial Statements

We have audited the accompanying financial statements of the governmental activities, the business-type activities, each major fund, and the respective budgetary comparison for the General Fund of the Town of Redington Shores, Florida (the Town) as of and for the year ended September 30, 2021, and the related notes to the financial statements, which collectively comprise the Town's basic financial statements as listed in the table of contents.

Management's Responsibility for the Financial Statements

Management is responsible for the preparation and fair presentation of these financial statements in accordance with accounting principles generally accepted in the United States of America; this includes the design, implementation, and maintenance of internal control relevant to the preparation and fair presentation of financial statements that are free from material misstatement, whether due to fraud or error.

Auditor's Responsibility

Our responsibility is to express opinions on these financial statements based on our audit. We conducted our audit in accordance with auditing standards generally accepted in the United States of America and the standards applicable to financial audits contained in *Government Auditing Standards*, issued by the Comptroller General of the United States. Those standards require that we plan and perform the audit to obtain reasonable assurance about whether the financial statements are free from material misstatement.

An audit involves performing procedures to obtain audit evidence about the amounts and disclosures in the financial statements. The procedures selected depend on the auditor's judgment, including the assessment of the risks of material misstatement of the financial statements, whether due to fraud or error. In making those risk assessments, the auditor considers internal control relevant to the entity's preparation and fair presentation of the financial statements in order to design audit procedures that are appropriate in the circumstances, but not for the purpose of expressing an opinion on the effectiveness of the entity's internal control. Accordingly, we express no such opinion. An audit also includes evaluating the appropriateness of accounting policies used and the reasonableness of significant accounting estimates made by management, as well as evaluating the overall presentation of the financial statements.

Honorable Mayor, Town Commission
and the Citizens of Town of Redington Shores, Florida

We believe that the audit evidence we have obtained is sufficient and appropriate to provide a basis for our audit opinions.

Opinions

In our opinion, based on our audit and the report of other auditors, the financial statements referred to above present fairly, in all material respects, the respective financial position of the governmental activities, the business-type activities, each major fund, and the aggregate remaining fund information of the Town of Redington Shores, Florida as of September 30, 2021, and the respective changes in financial position and, where applicable, cash flows thereof and the respective budgetary comparison for the General Fund for the year then ended in accordance with accounting principles generally accepted in the United States of America.

Other Matters

Required Supplementary Information

Accounting principles generally accepted in the United States of America require that the Management's Discussion and Analysis, Schedule of Proportionate Share of Net Pension Liability – FRS Program, Schedule of Contributions – FRS Program, Schedule of Proportionate Share of Net Pension Liability – HIS Program, Schedule of Contributions – HIS Program, and Schedule of Investment Returns on pages 5 – 11 and 61 - 65 be presented to supplement the basic financial statements. Such information, although not a part of the basic financial statements, is required by the Governmental Accounting Standards Board, who considers it to be an essential part of financial reporting for placing the basic financial statements in an appropriate operational, economic, or historical context. We have applied certain limited procedures to the required supplementary information in accordance with auditing standards generally accepted in the United States of America, which consisted of inquiries of management about the methods of preparing the information and comparing the information for consistency with management's responses to our inquiries, the basic financial statements, and other knowledge we obtained during our audit of the basic financial statements. We do not express an opinion or provide any assurance on the information because the limited procedures do not provide us with sufficient evidence to express an opinion or provide any assurance.

Other Information

Our audit was conducted for the purpose of forming opinions on the financial statements that collectively comprise the Town of Redington Shores, Florida's basic financial statements. The introductory section, individual fund financial statements, schedules of capital assets, and statistical section are presented for purposes of additional analysis and are not a required part of the basic financial statements.

The individual fund financial statements and schedules of capital assets are the responsibility of management and were derived from and relate directly to the underlying accounting and other records used to prepare the basic financial statements. Such information has been subjected to the auditing procedures applied in the audit of the basic financial statements and certain additional procedures, including comparing and reconciling such information directly to the underlying accounting and other records used to prepare the basic financial statements or to the basic financial statements themselves, and other additional procedures in accordance with auditing standards generally accepted in the United States of America. In our opinion, based on our audit, the procedures performed as described above, and the report of the other auditors, the individual fund financial statements are fairly stated, in all material respects, in relation to the basic financial statements as a whole.

Honorable Mayor, Town Commission
and the Citizens of Town of Redington Shores, Florida

The introductory and statistical sections have not been subjected to the auditing procedures applied in the audit of the basic financial statements and, accordingly, we do not express an opinion or provide any assurance on them.

Other Reporting by *Government Auditing Standards*

In accordance with *Government Auditing Standards*, we have also issued our report dated October 12, 2022, on our consideration of the Town's internal control over financial reporting and on our tests of its compliance with certain provisions of laws, regulations, contracts, and grant agreements and other matters. The purpose of that report is to describe the scope of our testing of internal control over financial reporting and compliance and the results of that testing, and not to provide an opinion on internal control over financial reporting or on compliance. That report is an integral part of an audit performed in accordance with *Government Auditing Standards* in considering the Town's internal control over financial reporting and compliance.



Pensacola, Florida
October 12, 2022

This page intentionally left blank.

MANAGEMENT'S DISCUSSION AND ANALYSIS

**TOWN OF REDINGTON SHORES FLORIDA
MANAGEMENT'S DISCUSSION AND ANALYSIS
SEPTEMBER 30, 2021**

The Town of Redington Shores, Florida's (the "Town") Management's Discussion and Analysis ("MD&A") presents an overview of the Town's financial activities for the fiscal year ended September 30, 2021. We encourage readers to consider the information presented here in conjunction with the financial statements, which follow this section, taken as a whole.

FINANCIAL HIGHLIGHTS

- The Town's total net position increased by \$41,367.
- As of September 30, 2021, the total assets and deferred outflows of the Town exceeded total liabilities and deferred outflows by \$22,890,995 (total net position). Of this amount, \$11,517,503 (unrestricted net position) may be used to meet the government's ongoing obligations to citizens and creditors.
- The assets of the Town's governmental activities exceeded its liabilities by \$20,268,807 (net position). Of this amount, \$9,986,221 is considered unrestricted.
- The Town's business-type activities have \$2,622,188 in remaining net position, with \$1,531,282 as unrestricted.
- The Town received \$574,229 for the first half of funding from the Coronavirus State and Local Fiscal Recovery Funds that is recorded as Unearned Revenue.
- A prior period adjustment was made in the Statement of Activities to properly report \$271,480 that pertains to the Florida Retirement System net pension liability, deferred outflows and deferred inflows.

OVERVIEW OF THE FINANCIAL STATEMENTS.

This discussion and analysis is intended to serve as an introduction of the Town of Redington Shores basic financial statements. The Town of Redington Shores basic financial statements include three components: 1) government-wide financial statements, 2) fund financial statements, and 3) notes to the financial statements. This report also contains other supplementary information in addition to the basic financial statements themselves.

GOVERNMENT-WIDE FINANCIAL STATEMENTS

Both of the government-wide financial statements distinguish functions of the Town that are principally supported by taxes and intergovernmental revenues (governmental activities) from other functions that are intended to recover all or a significant portion of their costs through user fees and charges (business-type activities). The governmental activities include general government, public safety, physical environment and culture / recreation. The business-type activities include sewer service provide to the Town's residents and businesses. The fee for sewer services charged by the Town is intended to cover most, if not all, of the cost of operations including depreciation.

**TOWN OF REDINGTON SHORES FLORIDA
MANAGEMENT'S DISCUSSION AND ANALYSIS
SEPTEMBER 30, 2021
(Continued)**

FUND FINANCIAL STATEMENTS

The Town's funds are presented in separate fund financial statements. All of the Town's funds are presented as major funds and can be divided into two categories: governmental funds and proprietary funds. There are no fiduciary funds presented because the Town does not have a fiduciary responsibility that would be recorded in a fiduciary fund. The Town adopts an annual budget for all funds and budgetary comparison schedules are included in this report to demonstrate compliance with these budgets.

The Town maintains two governmental funds, the General Fund and the Capital Projects Fund. Information is presented separately in the governmental fund balance sheet and in the governmental fund statement of revenues, expenditures and changes in fund balance for each of these governmental funds.

Governmental Funds

Governmental funds are used to account for essentially the same functions reported as governmental activities in the government-wide financial statements. However, unlike the government-wide financial statements, governmental fund financial statements focus on near-term inflows and outflows of spendable resources, as well as on balances of spendable resources available at the end of the fiscal year. Such information may be useful in evaluating a government's near-term financing requirements.

Because the focus of governmental funds is narrower than that of the government-wide financial statements, it is useful to compare the information presented for governmental funds with similar information presented for governmental activities in the government-wide financial statements. By doing so, readers may better understand the long-term impact of the government's near-term financing decisions. Both the governmental fund balance sheet and the governmental fund statement of revenues, expenditures, and changes in fund balances provide a reconciliation to facilitate this comparison between governmental funds and governmental activities.

Proprietary Funds

The Town maintains one proprietary fund to account for its sewer service. This enterprise fund is used to report the same functions and the same type of information as the government-wide financial statements but is referred to as a business-type activity and provides more detail.

**TOWN OF REDINGTON SHORES FLORIDA
MANAGEMENT'S DISCUSSION AND ANALYSIS
SEPTEMBER 30, 2021
(Continued)**

NOTES TO THE FINANCIAL STATEMENTS

The notes provide additional information that is essential to a full understanding of the data provided in the government-wide and fund financial statements.

Other Information

In addition to the basic financial statements and accompanying notes, this report also presents certain required supplementary information. This includes the general fund and business-type activities original budget and final budget in comparison to actual expenses.

GOVERNMENT-WIDE FINANCIAL ANALYSIS

Over time, net position may be a useful indicator of a government's financial position. A large portion of the Town's net position is the investment in capital assets such as land, buildings and equipment. These capital assets are used to provide services to citizens and consequently, these assets are not available for future spending because the Town has no intention of selling these assets to generate spendable assets. The following table reflects the condensed Statement of Net Position.

**TOWN OF REDINGTON SHORES FLORIDA
MANAGEMENT'S DISCUSSION AND ANALYSIS
SEPTEMBER 30, 2021
(Continued)**

STATEMENT OF NET POSITION

	<u>Governmental Activities</u>		<u>Business-Type Activities</u>	
	<u>2021</u>	<u>2020</u>	<u>2021</u>	<u>2020</u>
Assets				
Cash	\$ 2,168,912	\$ 1,174,426	\$ 339,307	\$ 201,909
Investments	8,575,328	8,762,611	1,201,030	1,474,074
Other current assets	265,157	185,976	144,306	161,118
Capital assets, net	<u>11,436,434</u>	<u>11,724,419</u>	<u>1,090,906</u>	<u>1,093,008</u>
Total assets	22,445,831	21,847,432	2,775,549	2,930,109
Deferred outflows of resources	<u>62,009</u>	-	-	-
Total assets and deferred outflows of resources	<u>\$ 22,507,840</u>	<u>\$ 21,847,432</u>	<u>\$ 2,775,549</u>	<u>\$ 2,930,109</u>
Liabilities				
Current liabilities	\$ 1,011,718	\$ 420,990	\$ 153,361	\$ 61,924
Long-term liabilities	<u>1,030,600</u>	<u>1,173,519</u>	<u>-</u>	<u>-</u>
Total liabilities	2,042,318	1,594,509	153,361	61,924
Deferred inflows of resources	196,715	-	-	-
Net position				
Net investment in capital assets	10,282,586	10,314,161	1,090,906	1,093,008
Unrestricted	<u>9,986,221</u>	<u>9,938,762</u>	<u>1,531,282</u>	<u>1,775,177</u>
Total net position	<u>20,268,807</u>	<u>20,252,923</u>	<u>2,622,188</u>	<u>2,868,185</u>
Total liabilities, deferred inflows of resources and net position	<u>\$ 22,507,840</u>	<u>\$ 21,847,432</u>	<u>\$ 2,775,549</u>	<u>\$ 2,930,109</u>

**TOWN OF REDINGTON SHORES FLORIDA
MANAGEMENT'S DISCUSSION AND ANALYSIS
SEPTEMBER 30, 2021
(Continued)**

Governmental Activities / Business-Type Activities

During the fiscal year ending September 30, 2021, governmental activities increased the Town of Redington Shores total net position by \$287,364. Business-type activities decreased the Town of Redington Shores total net position by \$245,997.

The following schedule represents the revenues and expenses for the last two fiscal years.

	CHANGES IN NET POSITION			
	<u>Governmental Activities</u>		<u>Business-type Activities</u>	
	<u>2021</u>	<u>2020</u>	<u>2021</u>	<u>2020</u>
Revenues				
Program revenues				
Charges for services	\$ 888,660	\$ 795,258	\$ 925,012	\$ 892,417
Grants	19,490	165,726	-	-
Total program revenues	<u>908,150</u>	<u>960,984</u>	<u>925,012</u>	<u>892,417</u>
General revenues				
Land dedication fees	80,500	66,500	-	-
Property taxes	1,268,088	1,263,783	-	-
Franchise fees	233,510	223,911	-	-
State revenue sharing	60,413	54,599	-	-
One cent sales tax	278,753	138,000	-	-
Half cent sales tax	161,438	26,732	-	-
Local option gas tax	27,908	241,468	-	-
Communication tax	80,023	89,303	-	-
Other taxes	-	990	-	-
Investment earnings	14,917	97,870	2,142	18,012
Miscellaneous	11,154	13,074	-	-
Total general revenues	<u>2,216,704</u>	<u>2,216,230</u>	<u>2,142</u>	<u>18,012</u>
Total revenues	3,124,854	3,177,214	927,154	910,429
Expenses				
General government	720,910	609,386	-	-
Public safety	916,564	840,487	-	-
Physical environment and highways	1,105,355	967,933	-	-
Culture and recreation	137,825	169,923	-	-
Interest on long-term debt	59,609	71,594	-	-
Sewer	-	-	1,070,378	936,672
Total expenses	<u>2,940,263</u>	<u>2,659,323</u>	<u>1,070,378</u>	<u>936,672</u>
Transfers	102,773	-	(102,773)	-
Changes in net position	287,364	517,891	(245,997)	(26,243)
Net position, beginning of year	20,252,923	19,735,032	2,868,185	2,894,428
Prior period adjustment	(271,480)	-	-	-
Net position, beginning of year, as restated	<u>19,981,443</u>	<u>19,735,032</u>	<u>2,868,185</u>	<u>2,894,428</u>
Net position, end of year	<u>\$ 20,268,807</u>	<u>\$ 20,252,923</u>	<u>\$ 2,622,188</u>	<u>\$ 2,868,185</u>

**TOWN OF REDINGTON SHORES FLORIDA
MANAGEMENT'S DISCUSSION AND ANALYSIS
SEPTEMBER 30, 2021
(Continued)**

FINANCIAL ANALYSIS OF THE TOWN'S FUNDS

As noted earlier, the Town of Redington Shores uses fund accounting to ensure and demonstrate compliance with finance-related legal requirements. The Town is in compliance with financial policies.

The focus of the Town of Redington Shores governmental funds is to provide information on near-term inflows, outflows and balances of spendable resources. Such information is useful in assessing the Town of Redington Shores financing requirements. In particular, unreserved fund balance may serve as a useful measure of a government's net resources available for spending at the end of the fiscal year.

As of the end of the current fiscal year, the Town of Redington Shores governmental funds reported an ending fund balance of \$10,274,235, an increase of \$291,703 from the prior fiscal year.

The Town of Redington Shores proprietary fund provides the same type of information found in the government-wide financial statements, but in more detail. The unrestricted net position of the sewer fund as of September 30, 2021 was \$1,531,282. The total reduction in net position was \$245,997. This reduction in net position resulted from substantial water treatment costs that were higher than anticipated as well as the full budgeted transfer being made to the General Fund despite the loss being incurred in the Sewer Fund.

General Fund Budgetary Highlights

The General Fund budgetary estimates as amended were favorable for revenue. Actual revenue exceeded budget by \$267,894. Actual expenditures were over budget by \$93,115.

Capital Assets

The Town of Redington Shores investment in capital assets for its governmental and business-type activities as of September 30, 2021 totaled \$12,527,340 (net of accumulated depreciation). This investment in capital assets includes land, buildings and systems, improvements, equipment, park facilities and roads.

**TOWN OF REDINGTON SHORES FLORIDA
MANAGEMENT'S DISCUSSION AND ANALYSIS
SEPTEMBER 30, 2021
(Continued)**

Major capital asset events during the current fiscal year included the following:

- Sewer improvements
- Vehicle purchase

	Governmental Activities		Business-type Activities	
	2021	2020	2021	2020
Land	\$ 2,406,898	\$ 2,406,898	\$ 8,091	\$ 8,091
Buildings and improvements	875,532	875,532	-	-
Improvements other than buildings	898,532	846,642	2,316,407	2,268,448
Infrastructure	12,454,623	12,449,328	-	-
Equipment	454,460	372,253	91,753	91,753
Total capital assets	17,090,045	16,950,653	2,416,251	2,368,292
Less accumulated depreciation	(5,653,611)	(5,226,234)	(1,325,345)	(1,275,284)
Capital assets, net	<u>\$ 11,436,434</u>	<u>\$ 11,724,419</u>	<u>\$ 1,090,906</u>	<u>\$ 1,093,008</u>

Long-Term Debt

The Town of Redington Shores had an outstanding bank loan of \$1,153,848 which was borrowed for the utility undergrounding project. It is backed by the full faith and credit of the Town.

ECONOMIC FACTORS AND NEXT YEAR'S BUDGET

The 2021-2022 budget does not reflect any material increases in rates for taxes, fees, or services paid by citizens. Further, as a cautious approach to budgeting during the COVID-19 pandemic, the Town has only projected modest revenue increases and will closely monitor the ever-rising costs and make necessary budget amendments to reflect any operational impacts experienced.

REQUESTS FOR INFORMATION

This financial report is designed to provide a general overview of the Town of Redington Shores finances for all those with an interest in the government's finances. Questions concerning any of the information provided in this report or request for additional financial information should be addressed to the Office of the Town Clerk, 17425 Gulf Boulevard, Redington Shores, FL 33708.

This page intentionally left blank.

BASIC FINANCIAL STATEMENTS

TOWN OF REDINGTON SHORES FLORIDA
STATEMENT OF NET POSITION
SEPTEMBER 30, 2021

	Primary Government		Total
	Governmental Activities	Business-type Activities	
ASSETS			
Current Assets			
Cash and cash equivalents	\$ 2,168,912	\$ 339,307	\$ 2,508,219
Investments	8,575,328	1,201,030	9,776,358
Receivables, net	107,197	145,316	252,513
Due from other governments	53,412	-	53,412
Prepaid items	19,526	84,012	103,538
Interfund balances	85,022	(85,022)	-
Total current assets	<u>11,009,397</u>	<u>1,684,643</u>	<u>12,694,040</u>
Non-Current Assets			
Capital assets, net			
Non-depreciable	2,406,898	8,091	2,414,989
Depreciable	9,029,536	1,082,815	10,112,351
Total non-current assets	<u>11,436,434</u>	<u>1,090,906</u>	<u>12,527,340</u>
DEFERRED OUTFLOWS OF RESOURCES			
Pension related	62,009	-	62,009
Total deferred outflows of resources	<u>62,009</u>	<u>-</u>	<u>62,009</u>
Total assets and deferred outflows of resources	<u>\$ 22,507,840</u>	<u>\$ 2,775,549</u>	<u>\$ 25,283,389</u>
LIABILITIES			
Current Liabilities			
Accounts payable	\$ 152,435	\$ 153,361	\$ 305,796
Accrued liabilities	8,498	-	8,498
Accrued interest	17,840	-	17,840
Unearned revenue	574,229	-	574,229
Compensated absences	2,306	-	2,306
Notes payable	256,410	-	256,410
Total current liabilities	<u>1,011,718</u>	<u>153,361</u>	<u>1,165,079</u>
Noncurrent Liabilities			
Net pension liability	112,405	-	112,405
Compensated absences	20,757	-	20,757
Notes payable	897,438	-	897,438
Total noncurrent liabilities	<u>1,030,600</u>	<u>-</u>	<u>1,030,600</u>
Total liabilities	<u>2,042,318</u>	<u>153,361</u>	<u>2,195,679</u>
DEFERRED INFLOWS OF RESOURCES			
Pension related	196,715	-	196,715
Total deferred inflows of resources	<u>196,715</u>	<u>-</u>	<u>196,715</u>
NET POSITION			
Net investment in capital assets	10,282,586	1,090,906	11,373,492
Unrestricted	9,986,221	1,531,282	11,517,503
Total net position	<u>20,268,807</u>	<u>2,622,188</u>	<u>22,890,995</u>
Total liabilities, deferred inflows of resources and net position	<u>\$ 22,507,840</u>	<u>\$ 2,775,549</u>	<u>\$ 25,283,389</u>

The accompanying notes are an integral part of these financial statements.

**TOWN OF REDINGTON SHORES FLORIDA
STATEMENT OF ACTIVITIES
YEAR ENDED SEPTEMBER 30, 2021**

	Program Revenues			Net (Expense) Revenue and Changes in Net Position		Total
	Expenses	Charges for Services	Operating Grants and Contributions	Governmental Activities	Business-Type Activities	
Functions:						
Governmental:						
General government	\$ 720,910	\$ 888,660	\$ 19,490	\$ 187,240	\$ -	\$ 187,240
Public safety	916,564	-	-	(916,564)	-	(916,564)
Physical Environment	1,105,355	-	-	(1,105,355)	-	(1,105,355)
Culture and recreation	137,825	-	-	(137,825)	-	(137,825)
Debt service interest	59,609	-	-	(59,609)	-	(59,609)
Total governmental activities	<u>2,940,263</u>	<u>888,660</u>	<u>19,490</u>	<u>(2,032,113)</u>	<u>-</u>	<u>(2,032,113)</u>
Business-type:						
Sewer	1,070,378	925,012	-	-	(145,366)	(145,366)
Total business-type activities	<u>1,070,378</u>	<u>925,012</u>	<u>-</u>	<u>-</u>	<u>(145,366)</u>	<u>(145,366)</u>
Total primary government	<u>\$ 4,010,641</u>	<u>\$ 1,813,672</u>	<u>\$ 19,490</u>	<u>\$ (2,032,113)</u>	<u>\$ (145,366)</u>	<u>\$ (2,177,479)</u>
General Revenues:						
Property taxes				1,268,088	-	1,268,088
Franchise taxes				233,510	-	233,510
Land dedication fees				80,500	-	80,500
Intergovernmental, unrestricted						
State revenue sharing				60,413	-	60,413
One cent sales tax				278,753	-	278,753
Half cent sales tax				161,438	-	161,438
Local option gas tax				27,908	-	27,908
Communication tax				80,023	-	80,023
Unrestricted investment earnings				14,917	2,142	17,059
Miscellaneous				11,154	-	11,154
Total general revenues				<u>2,216,704</u>	<u>2,142</u>	<u>2,218,846</u>
Transfers				102,773	(102,773)	-
Change in net position				287,364	(245,997)	41,367
Net position at beginning of year				20,252,923	2,868,185	23,121,108
Prior period adjustment				(271,480)	-	(271,480)
Net position at beginning of year, as restated				19,981,443	2,868,185	22,849,628
Net position at end of year				<u>\$ 20,268,807</u>	<u>\$ 2,622,188</u>	<u>\$ 22,890,995</u>

The accompanying notes are an integral
part of these financial statements.

**TOWN OF REDINGTON SHORES FLORIDA
BALANCE SHEET - GOVERNMENTAL FUNDS
SEPTEMBER 30, 2021**

	General Fund	Capital Projects Fund	Total Governmental Funds
ASSETS			
Cash and cash equivalents	\$ 1,097,906	\$ 1,071,006	\$ 2,168,912
Investments	6,373,529	2,201,799	8,575,328
Receivables, net	99,423	7,774	107,197
Due from other governments	4,602	48,810	53,412
Prepaid items	19,526	-	19,526
Due from other funds	85,272	-	85,272
Total Assets	\$ 7,680,258	\$ 3,329,389	\$ 11,009,647
LIABILITIES			
Accounts payable	\$ 149,902	\$ 2,533	\$ 152,435
Accrued liabilities	8,498	-	8,498
Due to other funds	-	250	250
Unearned revenue	574,229	-	574,229
Total liabilities	732,629	2,783	735,412
FUND BALANCES			
Non-spendable			
Prepaid items	19,526	-	19,526
Committed			
Capital projects	-	3,326,606	3,326,606
Unassigned	6,928,103	-	6,928,103
Total fund balances	6,947,629	3,326,606	10,274,235
Total Liabilities and Fund Balances	\$ 7,680,258	\$ 3,329,389	\$ 11,009,647

The accompanying notes are an integral
part of these financial statements.

**TOWN OF REDINGTON SHORES FLORIDA
RECONCILIATION OF THE BALANCE SHEET TO THE
STATEMENT OF NET POSITION - GOVERNMENTAL FUNDS
SEPTEMBER 30, 2021**

Fund Balances - Total Governmental Funds \$ 10,274,235

Amounts reported for *governmental activities* in the statement of net position are different because:

Capital assets used in governmental activities are not financial resources and therefore are not reported in the governmental funds.

Governmental non-depreciable assets	2,406,898	
Governmental depreciable assets	14,683,147	
Less accumulated depreciation	<u>(5,653,611)</u>	11,436,434

Deferred outflows related to pensions are not financial resources and therefore are not reported in the governmental funds.

62,009

Long-term liabilities are not due and payable in the current period and therefore are not reported as liabilities in the governmental funds.

Notes payable	(1,153,848)	
Accrued interest	(17,840)	
Compensated absences	(23,063)	
Net pension liability	<u>(112,405)</u>	(1,307,156)

Deferred inflows related to pensions are not financial resources and therefore are not reported in the governmental funds.

(196,715)

Total Net Position - Governmental Activities \$ 20,268,807

The accompanying notes are an integral part of these financial statements.

**TOWN OF REDINGTON SHORES FLORIDA
STATEMENT OF REVENUES, EXPENDITURES, AND CHANGES
IN FUND BALANCES - GOVERNMENTAL FUNDS
YEAR ENDED SEPTEMBER 30, 2021**

	General Fund	Capital Projects Fund	Total Governmental Funds
Revenues:			
Taxes:			
Ad valorem	\$ 1,268,088	\$ -	\$ 1,268,088
Franchise	233,510	-	233,510
One cent sales tax	-	278,753	278,753
Land dedication fees	-	80,500	80,500
State revenue sharing	60,413	-	60,413
Half cent sales tax	161,438	-	161,438
Local option gas tax	27,908	-	27,908
Communication tax	80,023	-	80,023
Grants	14,195	5,295	19,490
Charges for services	830,509	58,151	888,660
Interest on investments	9,294	5,623	14,917
Miscellaneous	11,153	-	11,153
Total revenues	<u>2,696,531</u>	<u>428,322</u>	<u>3,124,853</u>
Expenditures:			
Current			
General government	723,632	-	723,632
Public safety	915,358	-	915,358
Physical environment	603,497	119,199	722,696
Culture and recreation	114,753	-	114,753
Capital outlay	27,379	112,013	139,392
Debt service			
Principal	-	256,410	256,410
Interest	-	63,682	63,682
Total expenditures	<u>2,384,619</u>	<u>551,304</u>	<u>2,935,923</u>
Excess (deficiency) of revenues over (under) expenditures	<u>311,912</u>	<u>(122,982)</u>	<u>188,930</u>
Other Financing			
Sources (Uses):			
Transfers in	102,773	141,000	243,773
Transfers out	(141,000)	-	(141,000)
Total other financing sources (uses)	<u>(38,227)</u>	<u>141,000</u>	<u>102,773</u>
Net change in fund balances	<u>273,685</u>	<u>18,018</u>	<u>291,703</u>
Fund Balances:			
Beginning of year	<u>6,673,944</u>	<u>3,308,588</u>	<u>9,982,532</u>
End of year	<u>\$ 6,947,629</u>	<u>\$ 3,326,606</u>	<u>\$ 10,274,235</u>

The accompanying notes are an integral
part of these financial statements.

**TOWN OF REDINGTON SHORES FLORIDA
RECONCILIATION OF THE STATEMENT OF REVENUES, EXPENDITURES,
AND CHANGES IN FUND BALANCES TO THE
STATEMENT OF ACTIVITIES - GOVERNMENTAL FUNDS
YEAR ENDED SEPTEMBER 30, 2021**

Net change in fund balances - governmental funds \$ 291,703

Amounts reported for *governmental activities* in the statement of activities are different because:

Governmental funds report capital outlay as expenditures. However, in the statement of activities, the cost of those assets is depreciated over their estimated lives. The net effect of various miscellaneous transactions involving capital assets, including disposal, which decrease net position, are not reported in the governmental funds.

Expenditures for capital assets	139,392	
Depreciation expense	<u>(427,377)</u>	(287,985)

Long-term liabilities are not due and payable in the current period and therefore are not reported in the governmental funds.

Debt principal payments	256,410	
Change in accrued interest	<u>4,073</u>	260,483

Some expenses reported in the statement of activities do not require the use of current financial resources and therefore are not reported as expenditures in governmental funds.

Change in long-term compensated absences		(1,206)
--	--	---------

Governmental funds do not recognize expenditures for the change in the net pension liability from year to year.

Change in Florida Retirement System net pension liability	26,087	
Change in Health Insurance Subsidy Program net pension liability	<u>(1,718)</u>	<u>24,369</u>

Change in Net Position - Governmental Activities \$ 287,364

TOWN OF REDINGTON SHORES FLORIDA
STATEMENT OF REVENUES, EXPENDITURES, AND CHANGES IN
FUND BALANCE - BUDGET AND ACTUAL - GENERAL FUND
YEAR ENDED SEPTEMBER 30, 2021

	<u>Original Budget</u>	<u>Final Budget</u>	<u>Actual</u>	Variance with Final Budget - Positive (Negative)
Revenues:				
Taxes:				
Ad valorem	\$ 1,248,799	\$ 1,248,799	\$ 1,268,088	\$ 19,289
Franchise	330,200	330,200	233,510	(96,690)
Intergovernmental	173,000	173,000	329,782	156,782
Grants	12,500	12,500	14,195	1,695
Charges for services	467,493	467,493	548,827	81,334
Fines	7,000	7,000	8,292	1,292
Licenses and permits	149,750	149,750	273,390	123,640
Interest on investments	33,145	33,145	9,294	(23,851)
Miscellaneous	6,750	6,750	11,153	4,403
Total revenues	<u>2,428,637</u>	<u>2,428,637</u>	<u>2,696,531</u>	<u>267,894</u>
Expenditures:				
Current				
General government	645,686	645,686	723,632	(77,946)
Public safety	837,677	837,677	915,358	(77,681)
Physical environment	637,849	637,849	603,497	34,352
Culture and recreation	142,292	142,292	114,753	27,539
Capital outlay	28,000	28,000	27,379	621
Total expenditures	<u>2,291,504</u>	<u>2,291,504</u>	<u>2,384,619</u>	<u>(93,115)</u>
Excess of revenues over expenditures	<u>137,133</u>	<u>137,133</u>	<u>311,912</u>	<u>174,779</u>
Other Financing Sources (Uses):				
Transfers in	102,773	102,773	102,773	-
Transfers out	<u>(141,000)</u>	<u>(141,000)</u>	<u>(141,000)</u>	<u>-</u>
Total other financing uses	<u>(38,227)</u>	<u>(38,227)</u>	<u>(38,227)</u>	<u>-</u>
Net change in fund balance	<u>\$ 98,906</u>	<u>\$ 98,906</u>	273,685	<u>\$ 174,779</u>
Fund Balance:				
Beginning of year			<u>6,673,944</u>	
End of year			<u>\$ 6,947,629</u>	

The accompanying notes are an integral
part of these financial statements.

**TOWN OF REDINGTON SHORES FLORIDA
STATEMENT OF NET POSITION - PROPRIETARY FUND
SEPTEMBER 30, 2021**

	Sewer Fund
ASSETS	
Current Assets:	
Cash and cash equivalents	\$ 339,307
Investments	1,201,030
Receivables, net	145,316
Prepaid expenses	84,012
Total current assets	1,769,665
Non-Current Assets:	
Capital assets, net	
Land	8,091
Leasehold improvements and equipment	1,082,815
Total non-current assets	1,090,906
Total Assets	\$ 2,860,571
LIABILITIES	
Current Liabilities:	
Accounts payable	\$ 153,361
Due to other funds	85,022
Total current liabilities	238,383
Total liabilities	238,383
NET POSITION	
Net investment in capital assets	1,090,906
Unrestricted	1,531,282
Total net position	2,622,188
Total Liabilities and Net Position	\$ 2,860,571

The accompanying notes are an integral
part of these financial statements.

**TOWN OF REDINGTON SHORES FLORIDA
STATEMENT OF REVENUES, EXPENSES AND CHANGES
IN NET POSITION - PROPRIETARY FUND
YEAR ENDED SEPTEMBER 30, 2021**

	<u>Sewer Fund</u>
Operating Revenue:	
Charges for services	
Sewer services	\$ 925,012
Total charges for services	<u>925,012</u>
Operating Expenses:	
Contractual services	900,557
Repairs and maintenance	59,953
Office and utilities	59,807
Depreciation	50,061
Total operating expenses	<u>1,070,378</u>
Operating loss	(145,366)
Non-Operating Revenues (Expenses):	
Investment earnings	2,142
Total non-operating revenues (expenses)	<u>2,142</u>
Loss before transfers	<u>(143,224)</u>
Transfers:	
Transfers out	(102,773)
Total transfers	<u>(102,773)</u>
Change in net position	(245,997)
Net position at beginning of year	<u>2,868,185</u>
Net position at end of year	<u><u>\$ 2,622,188</u></u>

The accompanying notes are an integral
part of these financial statements.

**TOWN OF REDINGTON SHORES FLORIDA
STATEMENT OF CASH FLOWS - PROPRIETARY FUND
YEAR ENDED SEPTEMBER 30, 2021**

	<u>Sewer Fund</u>
Cash Flows from Operating Activities:	
Receipts from customers and users	\$ 940,914
Payments to suppliers and providers	<u>(927,970)</u>
Net cash provided by operating activities	<u>12,944</u>
Cash Flows from Non-Capital Financing Activities:	
Transfers out	<u>(102,773)</u>
Net cash used in non-capital financing activities	<u>(102,773)</u>
Cash Flows from Capital and Related Financing Activities:	
Acquisition and construction of capital assets	<u>(47,959)</u>
Net cash used in capital and related financing activities	<u>(47,959)</u>
Cash Flows from Investing Activities:	
Purchases of investments	(1,956)
Proceeds from sales of investments	275,000
Interest income	<u>2,142</u>
Net cash provided by investing activities	<u>275,186</u>
Net Change in Cash and Cash Equivalents	<u>137,398</u>
Cash and Cash Equivalents - Beginning of the Year	<u>201,909</u>
Cash and Cash Equivalents - End of the Year	<u><u>\$ 339,307</u></u>

The accompanying notes are an integral
part of these financial statements.

TOWN OF REDINGTON SHORES FLORIDA
STATEMENT OF CASH FLOWS - PROPRIETARY FUND
YEAR ENDED SEPTEMBER 30, 2021
(Continued)

	Sewer Fund
Reconciliation of Operating Loss to Net Cash Provided by Operating Activities:	
Operating loss	\$ (145,366)
Adjustments to reconcile operating loss to net cash provided by operating activities -	
Depreciation	50,061
Changes in operating assets and liabilities:	
Receivables	15,902
Prepays expenses	(84,012)
Accounts payable	91,437
Due to other funds	84,922
Total adjustments	158,310
Net Cash Provided By Operating Activities	\$ 12,944

The accompanying notes are an integral
part of these financial statements.

This page intentionally left blank.

TOWN OF REDINGTON SHORES FLORIDA
NOTES TO FINANCIAL STATEMENTS
SEPTEMBER 30, 2021

NOTE 1 - SUMMARY OF SIGNIFICANT ACCOUNTING POLICIES

The Town of Redington Shores (Town) maintains its accounting records in accordance with generally accepted accounting principles (GAAP) as applied to government units. The Governmental Accounting Standards Board (GASB) is the accepted standard-setting body for establishing governmental accounting and financial reporting principles. The more significant of the Town's accounting policies are described below.

A. Reporting Entity

The Town is a political subdivision of the State of Florida, located in Pinellas County in the west central portion of the State. The Town was incorporated on August 30, 1955 under the provisions of the Laws of Florida, 1955, Section 35, Chapter 31209 and since that time has operated under the same charter. The Town is approximately .36 square miles in area. The Town is a full-service municipality providing its citizens with a full complement of municipal services to include solid waste removal.

In evaluating how to define the Town of Redington Shores, Florida (the primary government), for financial reporting purposes, management has considered all potential component units. The decision to include a potential component unit in the reporting entity was made by applying the criteria set forth in GASB Statement No. 14.

This governmental accounting standard requires that this financial statement present the Town of Redington Shores (the primary government) and component units, if any. Component units generally are legally separate entities for which a primary government is financially accountable. Financial accountability ordinarily involves meeting both of the following criteria: the primary government is accountable for the potential component unit (i.e., the primary government appoints the voting majority of its board) and the primary government is able to impose its will upon the potential component unit, or there is a possibility that the potential component unit may provide specific financial benefits or impose specific financial burdens on the primary government.

The Town has no component units as of September 30, 2021.

B. Government-Wide and Fund Financial Statements

The Town has adopted the provisions of GASB Statement No. 34, "Basic Financial Statements and Management Discussion and Analysis for State and Local Governments." The government-wide financial statements (i.e., the statement of net position and the statement of changes in net position) report information on all of the activities of the primary government. For the most part, the effect of interfund activity has been removed from these statements. *Governmental activities*, which normally are supported by taxes and intergovernmental revenues, are reported separately from *business-type activities*, which rely to a significant extent on fees and charges for support.

TOWN OF REDINGTON SHORES FLORIDA
NOTES TO FINANCIAL STATEMENTS
SEPTEMBER 30, 2021

NOTE 1 - SUMMARY OF SIGNIFICANT ACCOUNTING POLICIES (Continued)

B. Government-Wide and Fund Financial Statements (Continued)

The statement of activities demonstrates the degree to which the direct expenses of a given function or segment are offset by program revenues. Direct expenses are those that are clearly identifiable with a specific function or segment. Program revenues include 1) charges to customers or applicants who purchase, use, or directly benefit from goods, services, or privileges provided by a given function or segment and 2) grants and contributions that are restricted to meeting the operational or capital requirements of a particular function or segment. Taxes and other items not properly included among program revenues are reported instead as general revenues.

Separate financial statements are provided for governmental funds and proprietary funds. Major individual governmental funds and the individual enterprise fund are reported as separate columns in the fund financial statements.

Since the governmental fund financial statements are presented on a different measurement focus and basis of accounting than the government-wide statements, governmental activities column, a reconciliation is presented on the same page or the page following each statement, which briefly explains the adjustments necessary to reconcile the fund based financial statements to the governmental activities column of the government-wide presentation.

C. Measurement Focus and Basis of Accounting

The government-wide financial statements are reported using the economic resources measurement focus and the accrual basis of accounting, as are the proprietary fund financial statements. Revenues are recorded when earned and expenses are recorded when a liability is incurred, regardless of the timing of related cash flows. Property taxes are recognized as revenues in the year for which they are levied. Grants and similar items are recognized as revenue as soon as all eligibility requirements imposed by the provider have been met.

Governmental fund financial statements are reported using the current financial resources measurement focus and the modified accrual basis of accounting. Revenues are recognized as soon as they are both measurable and available. Revenues are considered to be available when they are collectible within the current period or soon enough thereafter to pay liabilities of the current period. For this purpose, the government considers revenues to be available if they are collected within 60 days of the end of the current fiscal period. Expenditures generally are recorded when a liability is incurred, as under accrual accounting. However, debt service expenditures, as well as expenditures related to compensated absences and claims and judgments, are recorded only when payment is due.

Franchise taxes, licenses, and interest associated with the current fiscal period are all considered to be susceptible to accrual and so have been recognized as revenues of the current fiscal period. All other revenue items are considered to be measurable and available only when cash is received by the Town.

TOWN OF REDINGTON SHORES FLORIDA
NOTES TO FINANCIAL STATEMENTS
SEPTEMBER 30, 2021

NOTE 1 - SUMMARY OF SIGNIFICANT ACCOUNTING POLICIES (Continued)

C. Measurement Focus and Basis of Accounting (Continued)

The Town reports the following major funds:

The General Fund is the government's primary operating fund. It accounts for all financial resources of the general government, except those required to be accounted for in another fund.

The Capital Projects Fund is a governmental fund that accumulates resources for the construction of capital projects funded primarily by the infrastructure sales surtax.

The Sewer Fund accounts for the assets, operations and maintenance of the Town-owned sewage collection system.

Private-sector standards of accounting and financial reporting are followed in both the government-wide and proprietary fund financial statements to the extent that those standards do not conflict with or contradict guidance of the Governmental Accounting Standards Board.

As a general rule the effect of interfund activity has been eliminated from the government-wide financial statements. Exceptions to this general rule are payments-in-lieu of taxes and other charges between the government's water and sewer function and various other functions of the government. Elimination of these charges would distort the direct cost and program revenues reported for the various functions concerned.

Amounts reported as *program* revenues include 1) charges to customers or applicants for goods, services, or privileges provided, 2) operating grants and contributions, and 3) capital grants and contributions, including special assessments. Internally dedicated resources are reported as *general revenues* rather than as program revenues. Likewise, general revenues include all taxes.

Proprietary funds distinguish *operating* revenues and expenses from nonoperating items. Operating revenues and expenses generally result from providing services and producing and delivering goods in connection with a proprietary funds' principal ongoing operations. Operating expenses for enterprise funds include the cost of sales and services, administrative expenses, and depreciation on capital assets. All revenues and expenses not meeting this definition are reported as nonoperating revenues and expenses.

When both restricted and unrestricted resources are available for use, it is the Town's policy to use restricted resources first, then unrestricted resources as they are needed.

TOWN OF REDINGTON SHORES FLORIDA
NOTES TO FINANCIAL STATEMENTS
SEPTEMBER 30, 2021

NOTE 1 - SUMMARY OF SIGNIFICANT ACCOUNTING POLICIES (Continued)

E. Assets, Liabilities, and Net Position or Fund Balances

Cash and Cash Equivalents

The Town's cash and cash equivalents are considered to be cash on hand, demand deposits, and short-term investments with original maturities of twelve months or less from the date of acquisition.

Deposits and Investments

The Town's cash and cash equivalents are considered to be cash on hand, demand deposits, and short-term investments with original maturities of twelve months or less from the date of acquisition.

The Town's investment policy is to maintain funds in investments which yield the highest possible efficiency and return within the limitations established by Florida Statutes, Chapter 166.261. Provisions of those statutes authorize the Town to invest in:

- a) Florida State Board of Administration Local Government Pooled Investment Fund.
- b) Bonds, notes or other obligations of the United States or for which the credit of the United States is pledged for the payment thereof.
- c) Interest-bearing time deposits, savings accounts or collective investment funds in banks or savings and loan associations organized under the laws of the United States.
- d) Obligations of the federal farm credit banks and the Federal Home Loan Mortgage Corporation.
- e) Obligations of the Federal National Mortgage Association and the Government National Mortgage Association

Investments in fixed income securities are stated at fair value. Fair value is the amount at which an investment could be exchanged in a current transaction between willing parties, other than in a forced or liquidation sale.

TOWN OF REDINGTON SHORES FLORIDA
NOTES TO FINANCIAL STATEMENTS
SEPTEMBER 30, 2021

NOTE 1 - SUMMARY OF SIGNIFICANT ACCOUNTING POLICIES (Continued)

E. Assets, Deferred Outflows, Liabilities, Deferred Inflows, and Net Position or Fund Balances
(Continued)

Receivables and Payables

Activity between funds that are representative of lending/borrowing arrangements outstanding at the end of the fiscal year are referred to as either “due to/from other funds” (i.e., the current portion of interfund loans) or “advances to/from other funds” (i.e., the non-current portion of interfund loans). All other outstanding balances between funds are reported as “due to/from other funds.” Any residual balances outstanding between the governmental activities and business-type activities are reported in the government-wide financial statements as “internal balances.”

All tax, accounts and intergovernmental receivables are shown net of an allowance for uncollectibles. Trade accounts receivables in excess of 180 days, if any, compromise the trade accounts receivable allowance for uncollectible including those for the Enterprise Funds.

Property Taxes - Under Florida law, the assessment of all properties and the collection of all county, municipal and school board property taxes are consolidated in the offices of the County Property Appraiser and County Tax Collector.

The tax levy of the Town is established by the Town Commission prior to October 1 of each year and the Pinellas County Property Appraiser incorporates the Town’s millages into the total tax levy, which includes the Pinellas County School Board tax requirements. The Town is permitted by state law to levy taxes up to ten mills of assessed valuation, exclusive of taxes levied for the payment of bonds. The millage rate assessed by the Town was 1.6896.

All property is reassessed according to its fair market value January 1 of each year. Each assessment roll is submitted to the Executive Director of the State Department of Revenue for review to determine if the rolls meet all of the appropriate requirements of State statutes.

All taxes are due and payable on November 1 of each year or as soon thereafter as the assessment roll is certified and delivered to the Tax Collector. All unpaid taxes become delinquent on April 1 following the year in which they are assessed. Discounts are allowed for early payment at the rate of 4% in the month of November, 3% in the month of December, 2% in the month of January and 1% in the month of February. The taxes paid in March are without discount.

TOWN OF REDINGTON SHORES FLORIDA
NOTES TO FINANCIAL STATEMENTS
SEPTEMBER 30, 2021

NOTE 1 - SUMMARY OF SIGNIFICANT ACCOUNTING POLICIES (Continued)

E. Assets, Deferred Outflows, Liabilities, Deferred Inflows, and Net Position or Fund Balances
(Continued)

Receivables and Payables (Continued)

Delinquent taxes on real property bear interest at 18% per year. On or prior to June 1 following the tax year, certificates are sold for all delinquent taxes on property. After sale, tax certificates bear interest at 18% per year or at any lower rate bid by the buyer. Application for a tax deed on any unredeemed tax certificates may be made by the certificate holder after a period of two years.

Delinquent taxes on personal property bear interest at 18% per year until the tax is satisfied either by seizure and sale of the property or by the five-year statute of limitations.

Because of the Pinellas County Tax Collector's Office efficient system for selling tax certificates and remitting the proceeds to the Town any delinquent or uncollected property taxes at year end are immaterial. The Town's tax calendar is as follows:

Valuation Date:	January 1
Levy Date:	November 1
Due Date:	March 31, succeeding year
Lien Date:	April 1, succeeding year

Capital Assets

Capital assets, which include property, plant, equipment, and infrastructure assets (e.g., roads, sidewalks, and similar items), are reported in the applicable governmental or business-type activities columns in the government-wide financial statements. Capital assets are defined by the government as assets with an initial, individual cost of more than \$5,000 and an estimated useful life in excess of two years. Such assets are recorded at historical cost or estimated historical cost if purchased or constructed. Donated capital assets are recorded at the date of acquisition.

Donated capital assets, donated works of art and similar items, and capital assets received in a service concession arrangement should be reported at acquisition value rather than fair value.

The cost of normal maintenance and repairs that do not add to the value of the asset or materially extend assets lives are not capitalized.

**TOWN OF REDINGTON SHORES FLORIDA
NOTES TO FINANCIAL STATEMENTS
SEPTEMBER 30, 2021**

NOTE 1 - SUMMARY OF SIGNIFICANT ACCOUNTING POLICIES (Continued)

E. Assets, Deferred Outflows, Liabilities, Deferred Inflows, and Net Position or Fund Balances
(Continued)

Capital Assets (Continued)

Property, plant, and equipment of the primary government is depreciated using the straight-line method over the following estimated useful lives.

	Years
Buildings	40
Building improvements	20-30
Improvements other than buildings	10-40
Infrastructure	20-40
Machinery and equipment	5-10

Deferred Outflows and Inflows of Resources

The Town has implemented the provisions of GASB Statement Nos. 63 and 65. Statement No. 63, *Financial Reporting of Deferred Outflows of Resources, Deferred Inflows of Resources, and Net Position*, provides financial reporting guidance for deferred outflows and inflows of resources, originally introduced and defined in GASB Concepts Statement No. 4, *Elements of Financial Statements*, as an acquisition or consumption, respectively, of net assets applicable to a future reporting period. Further, Concepts Statement No. 4 also identifies net position as the residual of all other elements presented in a statement of financial position. Statement No. 65, *Items Previously Reported As Assets and Liabilities*, reclassifies and recognizes certain items that were formerly reported as assets and liabilities as one of the four financial statement elements, (1) deferred outflows of resources, (2) outflows of resources, (3) deferred inflows of resources, and (4) inflows of resources. Concepts Statement No. 4 requires that deferred outflows and deferred inflows be recognized only in those instances specifically identified in GASB pronouncements. Statement No. 65 provides that guidance.

The Town reports increases and decreases in net position that relate to future periods as deferred inflows of resources and deferred outflows of resources, respectively, in a separate section of the statement of net position.

TOWN OF REDINGTON SHORES FLORIDA
NOTES TO FINANCIAL STATEMENTS
SEPTEMBER 30, 2021

NOTE 1 - SUMMARY OF SIGNIFICANT ACCOUNTING POLICIES (Continued)

E. Assets, Deferred Outflows, Liabilities, Deferred Inflows, and Net Position or Fund Balances
(Continued)

Compensated Absences

It is the Town's policy to permit employees to accumulate earned but unused annual leave and sick pay benefits.

Regular, full-time permanent employees earn vacation and sick leave starting with the first day of employment.

Vacation leave is earned based on years of continuous and creditable service up to a maximum of ten days as of December 31 of each year.

An employee who has served one year or more and who voluntarily terminates employment with the Town is paid for any unused vacation leave accumulated to the time of termination.

Sick leave is earned at the rate of five sick days a year for the first year of service and ten days a year for the second year and over. Upon termination, providing the employee has two continuous years of service and that termination is not a dismissal, the employee is entitled to a lump-sum payment for all accrued unused sick leave in accordance with the following schedule:

<u>Years of Service</u>	<u>Payment Upon Separation</u>
2 through 6 years	20% up to and not to exceed 200 hours
7 through 19 years	30% up to and not to exceed 240 hours
20 years and up	40% up to and not to exceed 400 hours

Vested or accumulated annual leave and sick leave that is expected to be liquidated with expendable available financial resources is reported as an expenditure and a fund liability of the governmental fund that will pay it. Amounts of vested or accumulated vacation and sick leave that are not expected to be liquidated with expendable available financial resources are reported in long-term debt. No expenditure is reported for these amounts.

All sick and vacation pay is accrued when incurred in the government-wide financial statements. A liability for these amounts is reported in governmental funds only if they have matured, for example, as a result of employee resignations and retirements.

Unearned Revenue

Unearned revenue recorded in the General Fund represents advanced grant payments.

TOWN OF REDINGTON SHORES FLORIDA
NOTES TO FINANCIAL STATEMENTS
SEPTEMBER 30, 2021

NOTE 1 - SUMMARY OF SIGNIFICANT ACCOUNTING POLICIES (Continued)

E. Assets, Deferred Outflows, Liabilities, Deferred Inflows, and Net Position or Fund Balances
(Continued)

Non-Current Liabilities

In the government-wide financial statements and proprietary fund types in the fund financial statements, long-term debt and other long-term obligations are reported as liabilities in the applicable governmental activities, business-type activities, or proprietary fund type statement of net position.

Classification of Net Position

The government-wide and business-type fund financial statements utilize a net position presentation. Net position is categorized as net investment in capital assets, restricted and unrestricted.

- Net Investment in Capital Assets - is intended to reflect the portion of net position which is associated with non-liquid, capital assets, net of related debt.
- Restricted Net Position - are liquid assets, generated from revenues and net bond proceeds, which are not accessible for general use because of third-party (statutory, bond covenant or granting agency) limitations.
- Unrestricted Net Position - represents unrestricted liquid assets.

Classification of Fund Balance

GASB Statement No. 54 (GASB 54), *Fund Balance Reporting and Governmental Fund Type Definitions*, establishes fund balance classifications that comprise a hierarchy based primarily on the extent to which a government is bound to observe constraints imposed upon the use of the resources reported in governmental funds. Fund balance shall be composed of non-spendable, restricted, committed, assigned, and unassigned amounts.

TOWN OF REDINGTON SHORES FLORIDA
NOTES TO FINANCIAL STATEMENTS
SEPTEMBER 30, 2021

NOTE 1 - SUMMARY OF SIGNIFICANT ACCOUNTING POLICIES (Continued)

E. Assets, Deferred Outflows, Liabilities, Deferred Inflows, and Net Position or Fund Balances
(Continued)

Classification of Fund Balance (Continued)

A fund balance policy is adopted in order to secure and maintain investment-grade credit ratings, meet seasonal shortfalls in cash flow, and reduce susceptibility to emergency or unanticipated expenditures and/or revenue shortfalls. Fund balance information is used to identify the available resources to repay long-term debt, reduce property taxes, add new governmental programs, expend existing ones, or enhance the financial position of the Town, in accordance with the policies established by the Town Commission.

This fund balance policy established:

- a. Fund balance policy for the general fund;
 - b. Reservations of fund balance for the general fund;
 - c. The method of budgeting the amount of estimated unrestricted fund balance (also known as estimated beginning fund balance) available for appropriation during the annual budget adoption process (prior to the actual, audited fund balance being known) and what actions may need to be taken of the actual fund balance is significantly different than the budgeted fund balance, and
 - d. Establish the spending order of fund balances.
- Nonspendable - established to report items that are not expected to be converted to cash such as inventory and prepaid items; items not currently in cash form such as the long-term amount of loans and notes receivable as well as property acquired for resale; and items legally or contractually required to be maintained intact such as the corpus (or principal) of a permanent fund.
 - Restricted - includes represents the amount that can be spent only for specific purposes stipulated by (a) external resource providers such as creditors (by debt covenants), service/contractual agreement, grantors, contributors, or laws or regulations of other governments; or (b) imposed by law through constitutional provisions or enabling legislation. This may be budgeted and reported in either the General Fund or the Capital Projects Fund. Reserved fund balances indicate those portions of fund balances that are legally segregated for a specific use or not available for appropriation or expenditure.

TOWN OF REDINGTON SHORES FLORIDA
NOTES TO FINANCIAL STATEMENTS
SEPTEMBER 30, 2021

NOTE 1 - SUMMARY OF SIGNIFICANT ACCOUNTING POLICIES (Continued)

E. Assets, Deferred Outflows, Liabilities, Deferred Inflows, and Net Position or Fund Balances
(Continued)

Classification of Fund Balance (Continued)

- Committed - includes fund balance amounts that can be used only for the specific purposes that are internally imposed by a formal action (a Resolution) of the government's highest level of decision making authority, the Town Commission. Commitments may be changed or lifted only by the Town taking the same formal action (a Resolution) that imposed the constraint initially. Contractual obligations are included to the extent that existing resources in the fund have been specifically committed for use in satisfying those contractual obligations. Commitment may be made for such purposes as, (a) major maintenance and repair projects; (b) meeting future obligations resulting from a natural disaster; (c) accumulating resources pursuant to stabilization arrangements; (d) establishing reserves for disasters; and/or (e) for setting aside amounts for specific projects.

- Assigned - includes amounts intended to be used by the government for specific purposes. The Town Commission by formal vote (or management designee via Commission action) has the authority authorized to assign fund balance to a specific purpose. In governmental funds other than the General Fund, assigned fund balance represents the amount that is not restricted or committed. This indicates that the resources in other governmental funds are, at a minimum, intended to be used for the purpose of that fund.

Assigned may or may not be appropriated for expenditures during the budget process and in the subsequent year depending on the timing of the project/reserve for which it was assigned.

- Unassigned - includes residual positive fund balance within the General Fund which has not been classified within the other above-mentioned categories. Unassigned fund balance may also include negative balances for any governmental fund if expenditures exceed amounts restricted, committed, or assigned for those specific purposes.

These classifications reflect not only the nature of funds, but also provide clarity to the level of restriction placed upon fund balance. Fund balance can have different levels of restraint, such as external versus internal compliance requirements. Unassigned fund balance is a residual classification with the General Fund. The General Fund should be the only fund that reports a positive unassigned balance. In all other funds, unassigned is limited to negative residual fund balance.

TOWN OF REDINGTON SHORES FLORIDA
NOTES TO FINANCIAL STATEMENTS
SEPTEMBER 30, 2021

NOTE 1 - SUMMARY OF SIGNIFICANT ACCOUNTING POLICIES (Continued)

E. Assets, Deferred Outflows, Liabilities, Deferred Inflows, and Net Position or Fund Balances
(Continued)

Classification of Fund Balance (Continued)

In circumstances when an expenditure is made for a purpose for which amounts are available in multiple fund balance classifications, fund balance is generally depleted in the order of restricted, committed, assigned, and unassigned.

Minimum Level of Unassigned Fund Balance

Unassigned fund balance is the residual classification for the General Fund and represents fund balance that has not been restricted, committed or assigned to specific purposes within the general fund.

If, after the annual audit, prior committed or assigned fund balance causes the unassigned fund balance to fall below 17% of general fund operating expenditures, the Town Commissioner will so advise Town Commission in order for the necessary action to be taken to restore the unassigned fund balance to at least 17% of General Fund operating expenditures.

The Town Commissioner and Town Clerk will prepare and submit a plan for committed and/or assigned fund balance reduction, expenditure reduction and/or revenue increase to Town Commission. The Town shall take action necessary to restore the unassigned fund balance to acceptable levels within two years.

F. Estimates

The preparation of financial statements in conformity with accounting principles generally accepted in the United States of America requires management to make estimates and assumptions that affect the reported amounts of assets and liabilities and disclosure of contingent assets and liabilities at the date of the financial statements and the reported amounts of revenues and expenses during the reporting period. Actual results could differ from those estimates.

G. Subsequent Events

Management has evaluated subsequent events through October 12, 2022, which is the date the financial statements were available to be issued.

TOWN OF REDINGTON SHORES FLORIDA
NOTES TO FINANCIAL STATEMENTS
SEPTEMBER 30, 2021

NOTE 2 - STEWARDSHIP, COMPLIANCE AND ACCOUNTABILITY

Annual budgets are adopted on a basis consistent with generally accepted accounting principles for the general fund and the enterprise fund and are controlled on a fund and department level. The Town adopts project-length budgets for its capital improvements fund. All annual appropriations lapse at fiscal year-end.

In accordance with the requirements of the Town's charter, budgetary data for the Town's enterprise fund have been reported in the individual fund section of this report. The Town Clerk is authorized to transfer budget amounts between line items of individual departments; however, any revision that alters the total expenditures of any department or fund must be approved by the Town Commission.

On or before July 31 of each year, all departments of the Town submit requests for appropriation to the Town Clerk so that a budget may be prepared. The budget is prepared by fund, function, and activity, and includes information on the past year, current year estimates, and requested appropriations for the next fiscal year.

The proposed budget is presented to the Town Commission for review before August 31st. The Town Commission holds public hearings and may add to, subtract from, or change appropriations, but may not change the form of the budget. Any changes in the budget must be within the revenues and reserves estimated as available by the Town Clerk or the revenue estimates must be changes by an affirmative vote of a majority of the town commission.

Expenditures may not legally exceed budgeted appropriations at the department level. During the year, no supplementary appropriations were made.

NOTE 3 - DEPOSITS AND INVESTMENTS

Deposits:

At year-end, the carrying amount of the Town's deposits was \$2,507,744 and the bank balance was \$2,568,999. The bank balance was covered by federal depository insurance and, for the amount in excess of such federal depository insurance, by the State of Florida's Security for Public Deposits Act. Provisions of the Act require that public deposits may only be made at qualified public depositories. The Act requires each qualified public depository to deposit with the State Treasurer eligible collateral equal to or in excess of the required collateral as determined by the provisions of the Act. In the event of a failure by a qualified public depository, losses in excess of federal depository insurance and proceeds from the sale of the securities pledged by the defaulting depository, are assessed against the other qualified public depositories of the same type as the depository in default.

**TOWN OF REDINGTON SHORES FLORIDA
NOTES TO FINANCIAL STATEMENTS
SEPTEMBER 30, 2021**

NOTE 3 - DEPOSITS AND INVESTMENTS (Continued)

Fair Value Measurements:

The Town categorizes its fair value of investments within the fair value hierarchy established by generally accepted accounting principles pursuant to GASB Statement No. 72, Fair Value Measurement and Application. The hierarchy is based on the valuation inputs used to measure the fair value of the asset. Level 1 inputs are quoted market prices in active markets for identical assets; Level 2 inputs are significant other observable input, and Level 3 are significant unobservable inputs.

Investments that are not evidenced by securities that exist in physical or book-entry form include investments in open-ended mutual funds and pools managed by other governments.

The following table presents assets carried at fair value at September 30, 2021:

	<u>Fair Value</u>	<u>Bond Rating</u>	<u>Weighted Average Duration (Years)</u>	<u>Hierarchy Level</u>
Florida State Board of Administration Local Government Surplus Funds Trust Fund (SBA)	\$ 9,776,358	Not rated	N/A	1

Interest Rate Risk:

The Town manages its exposure to fair value losses arising from increasing interest rates through its adopted investment policies. The Town limits the effective duration of its investment portfolio through the adoption of nationally recognized risk measure benchmarks such as the Lehman Brothers Aggregate Bond Index.

Credit Risk:

Consistent with chapter 218 of the Florida Statutes the Town's investment guidelines limit its fixed income investments to a quality rating of 'A' or equivalent as rated by one or more recognized bond rating service at the time of purchase. Fixed income investments which are downgraded to 'BAA' or equivalent must be liquidated within a reasonable period of time not to exceed twelve months. Fixed income investments which are downgraded below 'BAA' shall be liquidated immediately.

TOWN OF REDINGTON SHORES FLORIDA
NOTES TO FINANCIAL STATEMENTS
SEPTEMBER 30, 2021

NOTE 3 - DEPOSITS AND INVESTMENTS (Continued)

Credit Risk (Continued):

The Town has adopted a written investment policy in accordance with Florida Statute 218.415. That statute is intended to minimize interest rate and credit risk by directing the Town to invest only in authorized investments summarized as follows:

- a) The Local Government Surplus Funds Trust Fund or any Intergovernmental investment pool authorized pursuant to the Florida Interlocal Cooperation Act as provided in s. 163.01.
- b) Securities and Exchange Commission registered money market funds with the highest credit quality rating from a nationally recognized rating agency.
- c) Interest-bearing time deposits or savings accounts in qualified public depositories as defined in s. 280.02.
- d) Direct obligations of the United States Treasury.
- e) Federal agencies and instrumentalities.
- f) Securities of, or other interests in, any open-end or closed-end management- type investment company or investment trust registered under the Investment Company Act of 1940, 15 U.S.C. ss. 80a-1 et seq., as amended from time to time, provided that the portfolio of such investment company or investment trust is limited to obligations of the United States Government or any agency or instrumentality thereof and to repurchase agreements fully collateralized by such United States Government obligations, and provided that such investment company or investment trust takes delivery of such collateral either directly or through an authorized custodian.

The Local Government Surplus Funds Trust Fund (Florida PRIME) is an investment pool administered by the Florida State Board of Administration that is governed by Chapters 215 and 218, Florida Statutes, and Chapter 19-7 of the Florida Administrative Code. A three-member Board of Trustees governs the State Board of Administration and is made up of the State's Governor as chairman, Chief Financial Officer, and Attorney General. This Board is empowered by Florida law to invest funds at the request of local governments. They delegate authority to the Executive Director and Chief Investment Officer to carry out the strategic direction of the organization. Florida PRIME provides eligible participants a cost-effective investment vehicle for their surplus funds. Its investment strategy emphasizes, in order of importance, safety, liquidity and competitive yield. Florida PRIME is managed by an industry leader in professional money management, maintains conservative investment policies, a Standard & Poor's AAA(m) rating, has enhanced transparency, and extensive governance oversight. The Florida PRIME is treated as "2a-7 like" pool in accordance with GASB Statements Number 31 and Number 59 and is valued using the pooled-share price (amortized cost), which approximates fair value. The Florida PRIME funds may be withdrawn upon demand. Investment income is recognized as earned and is allocated to participants of the Fund based on their equity participation.

**TOWN OF REDINGTON SHORES FLORIDA
NOTES TO FINANCIAL STATEMENTS
SEPTEMBER 30, 2021**

NOTE 4 - RECEIVABLES AND DUE FROM OTHER GOVERNMENTS

Receivables at September 30, 2021, were as follows:

	Governmental Activities		Business-type Activities	Total Primary Government
	General	Capital Improvement	Sewer Fund	
	Accounts	\$ 73,797	\$ 7,774	
Taxes	25,626	-	-	25,626
Due from other governments	4,602	48,810	-	53,412
	<u>\$ 104,025</u>	<u>\$ 56,584</u>	<u>\$ 145,316</u>	<u>\$ 305,925</u>

NOTE 5 - CHANGES IN CAPITAL ASSETS

Capital asset activity for the year ended September 30, 2021, was as follows:

	Beginning Balance	Additions	Deletions	Ending Balance
Governmental Activities				
Capital assets not being depreciated				
Land	\$ 2,406,898	\$ -	\$ -	\$ 2,406,898
Total capital assets not being depreciated	<u>2,406,898</u>	<u>-</u>	<u>-</u>	<u>2,406,898</u>
Capital assets being depreciated				
Buildings and improvements	875,532	-	-	875,532
Improvements other than buildings	846,642	51,890	-	898,532
Infrastructure	12,449,328	5,295	-	12,454,623
Equipment	372,253	82,207	-	454,460
Total capital assets being depreciated	<u>14,543,755</u>	<u>139,392</u>	<u>-</u>	<u>14,683,147</u>
Less accumulated depreciation				
Buildings and improvements	(445,906)	(22,779)	-	(468,685)
Improvements other than buildings	(453,750)	(37,844)	-	(491,594)
Infrastructure	(4,115,551)	(343,251)	-	(4,458,802)
Equipment	(211,027)	(23,503)	-	(234,530)
Total accumulated depreciation	<u>(5,226,234)</u>	<u>(427,377)</u>	<u>-</u>	<u>(5,653,611)</u>
Total capital assets being depreciated, net	<u>9,317,521</u>	<u>(287,985)</u>	<u>-</u>	<u>9,029,536</u>
Governmental Activities, net	<u>\$ 11,724,419</u>	<u>\$ (287,985)</u>	<u>\$ -</u>	<u>\$ 11,436,434</u>

**TOWN OF REDINGTON SHORES FLORIDA
NOTES TO FINANCIAL STATEMENTS
SEPTEMBER 30, 2021**

NOTE 5 - CHANGES IN CAPITAL ASSETS (Continued)

	Beginning Balance	Additions	Deletions	Ending Balance
Business-type Activities				
Capital assets not being depreciated				
Land	\$ 8,091	\$ -	\$ -	\$ 8,091
Total capital assets not being depreciated	<u>8,091</u>	<u>-</u>	<u>-</u>	<u>8,091</u>
Capital assets being depreciated				
Improvements other than buildings	2,268,448	47,959	-	2,316,407
Equipment	91,753	-	-	91,753
Total capital assets being depreciated	<u>2,360,201</u>	<u>47,959</u>	<u>-</u>	<u>2,408,160</u>
Less accumulated depreciation				
Improvements other than buildings	(1,201,253)	(49,026)	-	(1,250,279)
Equipment	(74,031)	(1,035)	-	(75,066)
Total accumulated depreciation	<u>(1,275,284)</u>	<u>(50,061)</u>	<u>-</u>	<u>(1,325,345)</u>
Total capital assets being depreciated, net	<u>1,084,917</u>	<u>(2,102)</u>	<u>-</u>	<u>1,082,815</u>
Business-type Activities, net	<u>\$ 1,093,008</u>	<u>\$ (2,102)</u>	<u>\$ -</u>	<u>\$ 1,090,906</u>

Depreciation expense was charged to functions/programs of the primary government as follows:

Governmental Activities	
General government	\$ 21,646
Physical environment	382,659
Culture and recreation	<u>23,072</u>
Total depreciation expense - governmental activities	<u>\$ 427,377</u>
Business-type activities:	
Sewer	<u>\$ 50,061</u>
Total depreciation expense- business- type activities	<u>\$ 50,061</u>

TOWN OF REDINGTON SHORES FLORIDA
NOTES TO FINANCIAL STATEMENTS
SEPTEMBER 30, 2021

NOTE 6 - RISK MANAGEMENT

The Town is exposed to various risks of loss related to torts; theft of, damage to, and distribution of assets; errors and omissions; injuries to employees; and natural disasters. In an effort to reduce the rising costs of commercial insurance, the Town purchases its insurance coverage for liability and workers' compensation from a plan sponsored by the Florida League of Cities, Inc.

The plan is a public entity risk pool currently operating as a common risk management and insurance program for local municipalities. The Town pays an annual premium to the plan for property coverage, liability and workers' compensation. The plan, through its various trusts, establishes premium rates based on members' experience and provides the insurance coverage for over 300 Florida municipalities. Each trust carries its own reinsurance coverage.

The Town continues to carry commercial insurance for risks of loss including health, life, building and contents, employee bonds, mobile property, flood, windstorm and employee accident insurance. Settled claims from these risks have not exceeded commercial insurance coverage in any of the past three fiscal years. The Town has not had any significant coverage reductions under these policies from the prior years.

NOTE 7 - POST- EMPLOYMENT HEALTH CARE BENEFITS

GASB Statement No. 75: *Accounting and Financial Reporting by Employers for Postemployment Benefits Other than Pensions* (OPEB), established accounting standards for postretirement benefits. The new standards does not require funding of OPEB expenses, but any difference between the annual required contribution (ARC) and the amount funded during the year is required to be recorded in the employer's financial statements as an increase or (decrease) in the net OPEB obligation.

As of September 30, 2021, the Town's Actuary has determined that the Town has no OPEB obligation.

Plan Description and Funding Policy

Employees who retire from the Town of Redington Shores (the Town), and eligible dependents and survivors, are eligible to continue to participate in the Town's health insurance programs at the employee group rate which is determined annually by the Town and approved the Town Commission. Retirees have 31 days to elect to enroll in the Town's health insurance plan in which they were participating at the time of retirement unless otherwise stated in a plan document or collective bargaining agreement. As of September 30, 2021, there were no eligible retirees and dependents participating in the Town's health program.

**TOWN OF REDINGTON SHORES FLORIDA
NOTES TO FINANCIAL STATEMENTS
SEPTEMBER 30, 2021**

NOTE 7 - POST- EMPLOYMENT HEALTH CARE BENEFITS (Continued)

The Town provides no funding for any portion of the premiums after retirement. However, the Town recognizes that there may be an “implicit subsidy” arising as a result of the blended rate premium when retiree health care costs, on average, are higher than active employee healthcare costs. The plan is not accounts for as a trust fund as an irrevocable trust has been established to fund the plan. The plan does not issue a separate financial report.

As of September 30, 2021, the current health care premiums for the Town’s health plan are already age adjusted. Therefore, the contributions of the retirees and the age adjusted premiums would be equal. According to the Actuary, this would create a liability of \$0.

It is important that if the Town switches to a group plan with blended premiums or decides to pay for retirees healthcare benefits in the future, then this liability will no longer be \$0, and a full actuarial valuation will need to be performed.

NOTE 8 - NON-CURRENT LIABILITIES

Long-term debt includes a bank loan and accrued leave as of September 20, 2021:

A. Bank Loan

During 2006 the Town obtained a \$5 million loan to fund the undergrounding of utilities. The loan is collateralized by the non-ad valorem revenue of the Town. The loan bears an interest rate of 4.72% and matures in 2025.

Changes in Non-Current Liabilities

The following is a summary of changes in long-term debt and other non-current liabilities of the Town:

	Beginning Balance	Additions	Reductions	Ending Balance	Due Within One Year
Governmental activities:					
Bank loan	\$ 1,410,258	\$ -	\$ (256,410)	\$ 1,153,848	\$ 256,410
Compensated absences	21,857	6,372	(5,166)	23,063	2,306
HIS liability	66,852	-	(3,778)	63,074	-
Net pension liability	305,805	-	(256,474)	49,331	-
Total governmental activities, long term debt and other liabilities	<u>\$ 1,804,772</u>	<u>\$ 6,372</u>	<u>\$ (521,828)</u>	<u>\$ 1,289,316</u>	<u>\$ 258,716</u>

**TOWN OF REDINGTON SHORES FLORIDA
NOTES TO FINANCIAL STATEMENTS
SEPTEMBER 30, 2021**

NOTE 8 - NON-CURRENT LIABILITIES (Continued)

Annual Requirements to Amortize Debt Outstanding

The annual requirements to amortize all debt outstanding as of September 30, 2021, are as follows:

Years Ending September 30,	Principal	Interest
2022	\$ 256,410	\$ 51,389
2023	256,410	39,297
2024	256,410	27,205
2025	256,410	15,115
2026	128,208	3,023
	<u>\$ 1,153,848</u>	<u>\$ 136,029</u>

NOTE 9 - INTERFUND TRANSFERS

The composition of interfund transfers at September 30, 2021 is as follows:

Transfers Out	Tranfers In		Total
	General	Capital Improvement	
General	\$ -	\$ 141,000	\$ 141,000
Sewer	102,773	-	102,773
	<u>\$ 102,773</u>	<u>\$ 141,000</u>	<u>\$ 243,773</u>

**TOWN OF REDINGTON SHORES FLORIDA
NOTES TO FINANCIAL STATEMENTS
SEPTEMBER 30, 2021**

NOTE 10 - DETAILS OF CONSTRAINTS ON FUND BALANCES OF GOVERNMENTAL FUNDS

	General Fund	Capital Projects Fund	Total
Fund balances:			
Nonspendable			
Prepays	\$ 19,526	\$ -	\$ 19,526
Committed	-	3,326,606	3,326,606
Unassigned	6,928,103	-	6,928,103
Total fund balances	<u>\$ 6,947,629</u>	<u>\$ 3,326,606</u>	<u>\$ 10,274,235</u>

Reserve Net Position- Sewer Fund

In 1981 a Sewer Fund Reserve was created by ordinance which required five percent of all sewer service fees collected to be reserved. If approved by the Town Commission, the funds can be used for emergency repair and maintenance work in excess of \$20,000 per item. A summary of changes in the reserve is as follows:

Balance of beginning of the year	\$ 438,090
Five percent of fees collected	46,251
Interest earned	2,142
Total available	<u>486,483</u>
Less amount approved for transfer	<u>-</u>
Balance at the end of year	<u>\$ 486,483</u>

**TOWN OF REDINGTON SHORES FLORIDA
NOTES TO FINANCIAL STATEMENTS
SEPTEMBER 30, 2021**

NOTE 11 - DEFINED BENEFIT PENSION PLANS

Florida Retirement System - General Employees:

The Florida Retirement System (FRS) was created in Chapter 121, Florida Statutes, to provide a defined benefit pension plan for participating public employees. The FRS was amended in 1998 to add the Deferred Retirement Option Program (DROP) under the defined benefit plan and amended in 2000 to provide a defined contribution plan alternative to the defined benefit plan for FRS members. Chapter 112, Florida Statutes, established the Retiree Health Insurance Subsidy Program (HIS), a cost-sharing multiple-employer defined benefit pension plan to assist retired members of any state-administered retirement system in paying the costs of health insurance.

The State of Florida issues a publicly available financial report that includes financial statements and required supplementary information for the FRS. That report may be obtained by writing to the Florida Division of Retirement, 2639 N. Monroe Street, Building C, Tallahassee, Florida 32399, or calling 1-850-488-6491.

FRS Pension Plan

A. Plan Description

The Town contributes to the FRS Pension Plan, a cost-sharing multiple-employer defined benefit pension plan administered by the State of Florida Division of Retirement, Department of Management Services. The FRS Pension Plan provides retirement, disability, or death benefits to plan members or their designated beneficiaries. Chapters 121, 122, and 123, Florida Statutes, provide the authority under which benefit provisions are established. The provisions may only be amended by legislative action. All permanent employees hired prior to January 1, 1996, participate in this plan.

B. Contribution and Funding Policy

Contribution requirements of the plan are established in Chapter 121, Florida Statutes, and may only be amended by legislative action. Effective July 1, 2011, the Florida Legislature passed Senate Bill 2100 requiring all employee members to contribute 3% to the FRS Pension Plan. Formerly, only employers were required to contribute to the FRS Pension Plan. The FRS Pension Plan funding policy now provides for monthly employer and employee contributions at actuarially determined rates that, expressed as percentages of annual covered payroll are adequate to accumulate sufficient assets to pay benefits when due. Level percentages of payroll employer contribution rates, established by state law, are determined using the entry-age actuarial funding method. If an unfunded actuarial liability re-emerges as a result of future plan benefit changes, assumption changes, or methodology changes, it is assumed any unfunded actuarial liability would be amortized over 30 years, using level dollar amounts. Except for gains reserved for rate stabilization, it is anticipated future actuarial gains and losses are amortized on a rolling 10% basis, as a level dollar amount.

TOWN OF REDINGTON SHORES FLORIDA
NOTES TO FINANCIAL STATEMENTS
SEPTEMBER 30, 2021

NOTE 11 - DEFINED BENEFIT PENSION PLANS (Continued)

FRS Pension Plan (Continued)

B. Contribution and Funding Policy (continued)

In July 2002, the Florida Legislature established a uniform contribution rate system for the FRS, which remained in effect with the passage of Senate Bill 2100. The uniform contribution system covers both the FRS Pension Plan and the FRS Investment Plan. Employers and employees contribute a percentage of the total payroll for each class of FRS membership.

Effective July 1, 2021, the actuarially determined contribution rates, expressed as a percentage of covered payroll, excluding the required employee 3% contribution are 10.82% for regular class employees and 51.42% for elected officials.

The Town contributed 100% of its statutorily required contributions for the current and preceding three years. Contributions for the year ended September 31, 2021 totaled \$24,879.

C. Pension Liabilities, Pension Expense, and Deferred Outflows of Resources and Deferred Inflows of Resources Related to Pensions

At September 30, 2021, the Town reported a net pension liability of \$49,331 for its proportionate share of the FRS Pension Plan's net pension liability. The net pension liability was measured as of June 30, 2021, and the total pension liability used to calculate the net pension liability was determined by an actuarial valuation as of July 1, 2021. The Town's proportionate share of net pension liability was based on the Town's fiscal year 2021 contributions relative to the fiscal year 2021 contributions of all participating members. At June 30, 2021, the Town's proportionate share was 0.000653058%, which was a decrease of 0.000052513% from its proportionate share measured at June 30, 2020.

For the year ended September 30, 2021, the Town recognized pension benefit of \$26,087 related to the FRS Pension Plan. In addition, the Town reported deferred outflows of resources and deferred inflows of resources related to pensions from the following sources:

**TOWN OF REDINGTON SHORES FLORIDA
NOTES TO FINANCIAL STATEMENTS
SEPTEMBER 30, 2021**

NOTE 11 - DEFINED BENEFIT PENSION PLANS (Continued)

FRS Pension Plan (Continued)

	<u>Deferred Outflows of Resources</u>	<u>Deferred Inflows of Resources</u>
Differences between expected and actual experience	\$ 8,455	\$ -
Change in assumptions	33,755	-
Net difference between projected and actual earnings on FRS Pension Plan investments	-	172,104
Changes in proportion and differences between District FRS Pension Plan contributions and proportionate share of FRS Pension Plan contributions	4,776	18,862
District FRS Pension Plan contributions subsequent to the measurement date	<u>5,776</u>	<u>-</u>
	<u>\$ 52,762</u>	<u>\$ 190,966</u>

The deferred outflows of resources related to pensions totaling \$5,776 resulting from Town contributions to the FRS Pension Plan subsequent to the measurement date will be recognized as a reduction of the net pension liability in the year ending September 30, 2022. Other amounts reported as deferred outflows of resources and deferred inflows of resources related to pensions will be recognized in pension expense as follows:

<u>Year Ending September 30</u>	
2022	\$ (36,411)
2023	(29,768)
2024	(37,296)
2025	(41,041)
2026	816
Thereafter	<u>(278)</u>
Total	<u>\$ (143,980)</u>

D. Actuarial Assumptions

The total pension liability in the July 1, 2021 actuarial valuation was determined using the following actuarial assumptions, applied to all periods included in the measurement:

Inflation	2.40%
Salary increases	3.25% average, including inflation
Investment rate of return	6.80%, net of pension plan investment expense, including inflation

Mortality rates were based on the PUB-2010 base table, projected generationally with Scale MP-2018.

**TOWN OF REDINGTON SHORES FLORIDA
NOTES TO FINANCIAL STATEMENTS
SEPTEMBER 30, 2021**

NOTE 11 - DEFINED BENEFIT PENSION PLANS (Continued)

FRS Pension Plan (Continued)

The actuarial assumptions used in the July 1, 2021 valuation were based on the results of an actuarial experience study for the period July 1, 2013 through June 30, 2018.

The long-term expected rate of return on FRS Pension Plan investments was not based on historical returns, but instead is based in a forward-looking capital market economic model. The allocation policy's description of each asset class was used to map the target allocation to the asset classes shown below. Each asset class assumption is based on a consistent set of underlying assumptions and includes an adjustment for the inflation assumption. The target allocation and best estimates of arithmetic and geometric real rates of return for each major class are summarized in the following table:

	Target Allocation (1)	Annual Arithmetic Return	Compound Annual (Geometric) Return	Standard Deviation
Cash	1.00%	2.70%	2.10%	1.10%
Fixed income	20.00%	3.80%	3.70%	3.30%
Global equity	54.20%	8.20%	6.70%	17.80%
Real estate (property)	10.30%	7.10%	6.20%	13.80%
Private equity	10.80%	11.70%	8.50%	26.40%
Strategic investments	3.70%	5.70%	5.40%	8.40%
	<u>100.00%</u>			
Assumed inflation - Mean			2.40%	1.20%

Note: (1) As outlined in the FRS Pension Plan's investment policy.

E. Discount Rate

The discount rate used to measure the total pension liability was 6.80%. The FRS Pension Plan's fiduciary net position was projected to be available to make all projected future benefit payments of current active and inactive employees. Therefore, the discount rate for calculating the total pension liability is equal to the long-term expected rate of return.

**TOWN OF REDINGTON SHORES FLORIDA
NOTES TO FINANCIAL STATEMENTS
SEPTEMBER 30, 2021**

NOTE 11 - DEFINED BENEFIT PENSION PLANS (Continued)

FRS Pension Plan (Continued)

F. Sensitivity of the Town's Proportionate Share of the Net Pension Liability to Changes in the Discount Rate

The following table presents the Town's proportionate share of net pension liability calculated using the discount rate of 6.80% as well as what the Town's proportionate share of the net pension liability would be if it were calculated using a discount rate that is 1% point lower (5.80%) or 1% point higher (7.80%) than the current rate:

	<u>1% Decrease (5.80%)</u>	<u>Current Discount Rate (6.80%)</u>	<u>1% Increase (7.80%)</u>
Net pension liability (asset)	<u>\$ 220,612</u>	<u>\$ 49,331</u>	<u>\$ (93,841)</u>

G. Pension Plan Fiduciary Net Position

Detailed information about the FRS Pension Plan's fiduciary net position is available in the separately issued FRS Pension Plan and Other State-Administered Systems Annual Comprehensive Financial Report.

H. Payables to the Pension Plan

At September 30, 2021 the Town reported a payable of \$5,776 for the outstanding amount of contributions to the FRS Pension Plan required for the year ended September 30, 2021.

**TOWN OF REDINGTON SHORES FLORIDA
NOTES TO FINANCIAL STATEMENTS
SEPTEMBER 30, 2021**

NOTE 11 - DEFINED BENEFIT PENSION PLANS (Continued)

HIS Pension Plan

A. Pension Liabilities, Pension Expense, and Deferred Outflows of Resources and Deferred Inflows of Resources Related to Pensions

At September 30, 2021, the Town reported a net pension liability of \$63,074 for its proportionate share of the HIS Plan's net pension liability. The net pension liability was measured as of June 30, 2021, and the total pension liability used to calculate the net pension liability was determined by an actuarial valuation as of July 1, 2021.

The Town's proportionate share of net pension liability was based on the Town's fiscal year 2021 contributions relative to the fiscal year 2021 contributions of all participating members. At June 30, 2021, the Town's proportionate share was 0.000514199%, which was a decrease of 0.000033329% from its proportionate share measured at June 30, 2020.

For the year ended September 30, 2021, the Town recognized pension expense of \$1,718 related to the HIS Plan. In addition, the Town reported deferred outflows of resources and deferred inflows of resources related to pensions from the following sources:

	<u>Deferred Outflows of Resources</u>	<u>Deferred Inflows of Resources</u>
Differences between expected and actual experience	\$ 2,110	\$ 26
Change in assumptions	4,956	2,599
Net difference between projected and actual earnings on HIS Program investments	66	-
Changes in proportion and differences between District FRS Pension Plan contributions and proportionate share of FRS Pension Plan contributions	1,543	3,124
District HIS Plan contributions subsequent to the measurement date	<u>572</u>	<u>-</u>
	<u>\$ 9,247</u>	<u>\$ 5,749</u>

The deferred outflows of resources related to pensions totaling \$572 resulting from Town contributions to the HIS Plan subsequent to the measurement date will be recognized as a reduction of the net pension liability in the year ending September 30, 2022.

**TOWN OF REDINGTON SHORES FLORIDA
NOTES TO FINANCIAL STATEMENTS
SEPTEMBER 30, 2021**

NOTE 11 - DEFINED BENEFIT PENSION PLANS (Continued)

HIS Pension Plan (Continued)

D. Pension Liabilities, Pension Expense, and Deferred Outflows of Resources and Deferred Inflows of Resources Related to Pensions (Continued)

Other amounts reported as deferred outflows of resources and deferred inflows of resources related to pensions will be recognized in pension expense as follows:

<u>Year Ending September 30</u>	
2022	\$ (1,882)
2023	564
2024	1,021
2025	1,908
2026	1,061
Thereafter	254
Total	<u>\$ 2,926</u>

E. Actuarial Assumptions

Actuarial valuations for the HIS Plan are conducted biennially. The June 30, 2018 HIS valuation is the most recent actuarial valuation and was used to develop the total pension liability amount as of June 30, 2021. The June 30, 2018 actuarial valuation was determined using the following actuarial assumptions at the June 30, 2021 measurement date:

Inflation	2.40%
Salary increases	3.25% average, including inflation
Municipal bond rate	2.16%

Mortality rates were based on the Generational PUB-2010 with Projection Scale MP-2018.

Because the HIS Plan is funded on a pay-as-you-go basis, no experience study has been completed for that plan. The actuarial assumptions that determined the total pension liability for the HIS Plan were based on certain results of the most recent experience study conducted for the FRS Pension Plan.

**TOWN OF REDINGTON SHORES FLORIDA
NOTES TO FINANCIAL STATEMENTS
SEPTEMBER 30, 2021**

NOTE 11 - DEFINED BENEFIT PENSION PLANS (Continued)

HIS Pension Plan (Continued)

F. Discount Rate

The discount rate used to measure the total pension liability was 2.16%. In general, the discount rate for calculating the total pension liability is equal to the single rate equivalent to discounting at the long-term expected rate of return for benefit payments prior to the projected depletion date. Because the HIS benefit is essentially funded on a pay-as-you-go basis, the depletion date is considered to be immediate, and the single equivalent discount rate is equal to the municipal bond rate selected by the HIS Plan sponsor. The Bond Buyer General Obligation 20-Bond Municipal Bond Index was adopted as the applicable municipal bond index.

G. Sensitivity of the Town's Proportionate Share of the Net Pension Liability to Changes in the Discount Rate

The following table presents the Town's proportionate share of net pension liability calculated using the discount rate of 2.16% as well as what the Town's proportionate share of the net pension liability would be if it were calculated using a discount rate that is 1% point lower (1.16%) or 1% point higher (3.16%) than the current rate:

	1% Decrease <u>1.16%</u>	Current Discount Rate <u>2.16%</u>	1% Increase <u>3.16%</u>
Net pension liability	<u>\$ 72,920</u>	<u>\$ 63,074</u>	<u>\$ 55,008</u>

NOTE 12 - COMMITMENTS AND CONTINGENCIES

Grant Receipts

Amounts received or receivable from grants are subject to audit and adjustment by the grantor. Any disallowed claims, including amounts already collected, may constitute a liability of the applicable funds. The amount, if any, of expenditures which may be disallowed by the grantor cannot be determined at this time, although the Town expects such amount, if any, to be immaterial.

NOTE 13 - PRIOR PERIOD AJUSTMENT

A prior period adjustment has been recorded in the statement of activities for Governmental Activities totaling \$271,480 to properly state beginning net pension liability, deferred outflows and deferred inflows related to the Florida Retirement System.

This page intentionally left blank.

**INDIVIDUAL FUND STATEMENTS
AND SCHEDULES**

TOWN OF REDINGTON SHORES FLORIDA
STATEMENT OF REVENUES, EXPENDITURES, AND CHANGES IN
FUND BALANCE - BUDGET AND ACTUAL - CAPITAL IMPROVEMENT FUND
YEAR ENDED SEPTEMBER 30, 2021

	<u>Original Budget</u>	<u>Final Budget</u>	<u>Actual</u>	Variance with Final Budget - Positive (Negative)
Revenues:				
Taxes:				
Infrastructure sales	\$ 225,000	\$ 225,000	\$ 278,753	\$ 53,753
Land dedication fees	145,000	145,000	80,500	(64,500)
Grants	195,085	195,085	5,295	(189,790)
Charges for services	13,667	13,667	58,151	44,484
Interest on investments	-	-	5,623	5,623
Total revenues	<u>578,752</u>	<u>578,752</u>	<u>428,322</u>	<u>(150,430)</u>
Expenditures:				
Current				
Physical environment	150,000	150,000	119,199	30,801
Capital outlay	366,283	366,283	112,013	254,270
Debt service				
Principal	262,457	262,457	256,410	6,047
Interest	63,481	63,481	63,682	(201)
Total expenditures	<u>842,221</u>	<u>842,221</u>	<u>551,304</u>	<u>290,917</u>
Excess (deficiency) of revenues over (under) expenditures	<u>(263,469)</u>	<u>(263,469)</u>	<u>(122,982)</u>	<u>140,487</u>
Other Financing Sources (Uses):				
Transfers in	<u>141,000</u>	<u>141,000</u>	<u>141,000</u>	<u>-</u>
Total other financing sources	<u>141,000</u>	<u>141,000</u>	<u>141,000</u>	<u>-</u>
Net change in fund balance	<u>\$ (122,469)</u>	<u>\$ (122,469)</u>	18,018	<u>\$ 140,487</u>
Fund Balance:				
Beginning of year			<u>3,308,588</u>	
End of year			<u>\$ 3,326,606</u>	

**TOWN OF REDINGTON SHORES FLORIDA
STATEMENT OF REVENUES, EXPENDITURES, AND CHANGES IN
FUND BALANCE - BUDGET AND ACTUAL - SEWER FUND
YEAR ENDED SEPTEMBER 30, 2021**

	Original & Final Budget	Actual	Variance with Final Budget - Positive (Negative)
Revenues:			
Charges for services	\$ 935,000	\$ 925,012	\$ (9,988)
Expenditures:			
Current			
Contractual services	750,000	900,557	(150,557)
Repairs and maintenance	40,000	59,953	(19,953)
Office and utilities	225,700	59,807	165,893
Depreciation	-	50,061	(50,061)
Total expenditures	<u>1,015,700</u>	<u>1,070,378</u>	<u>(54,678)</u>
Operating loss	<u>(80,700)</u>	<u>(145,366)</u>	<u>44,690</u>
Non-operating revenues (Expenses):			
Investment earnings	17,355	2,142	15,213
Total non-operating revenues (expenses)	<u>17,355</u>	<u>2,142</u>	<u>15,213</u>
Loss before transfers	(63,345)	(143,224)	59,903
Transfers:			
Transfers in	208,118	-	208,118
Transfers out	(102,773)	(102,773)	-
Total transfers	<u>105,345</u>	<u>(102,773)</u>	<u>208,118</u>
Change in net position	<u>\$ 42,000</u>	(245,997)	<u>\$ 268,021</u>
Net position at beginning of year		<u>2,868,185</u>	
Net position at end of year		<u>\$ 2,622,188</u>	

**TOWN OF REDINGTON SHORES, FLORIDA
CAPITAL ASSETS USED IN THE OPERATION OF
GOVERNMENTAL FUNDS
SCHEDULE BY SOURCE
SEPTEMBER 30, 2021 and 2020**

	2021	2020
Governmental Funds Capital Assets:		
Land	\$ 2,406,898	\$ 2,406,898
Buildings and improvements	875,532	875,532
Improvements other than buildings	898,532	846,642
Infrastructure	12,454,623	372,253
Equipment	454,460	12,449,328
 Total Governmental Funds Capital Assets	 \$ 17,090,045	 \$ 16,950,653
 Governmental Funds Capital Assets by Source:		
General Fund	\$ 8,111,856	\$ 8,084,477
Capital Improvement Fund	8,978,189	8,866,176
 Total Governmental Funds Capital Assets	 \$ 17,090,045	 \$ 16,950,653

**TOWN OF REDINGTON SHORES
CAPITAL ASSETS USED IN THE OPERATION OF
GOVERNMENTAL FUNDS
SCHEDULE BY FUNCTION AND ACTIVITY
SEPTEMBER 30, 2021**

Function and Activity	Total	Land	Buildings and Improvements	Improvements Other than Buildings	Infrastructure	Equipment
General government						
Finance and administration	\$ 1,207,322	\$ 352,016	\$ 637,221	\$ 152,062	\$ -	\$ 66,023
Total general government	<u>1,207,322</u>	<u>352,016</u>	<u>637,221</u>	<u>152,062</u>	<u>-</u>	<u>66,023</u>
Public safety						
Code enforcement	48,834	13,503	22,050	-	-	13,281
Civil defense	139,695	-	-	-	-	139,695
Total public safety	<u>188,529</u>	<u>13,503</u>	<u>22,050</u>	<u>-</u>	<u>-</u>	<u>152,976</u>
Physical environment						
Streets	13,187,972	5,000	139,065	456,802	12,454,623	132,482
Total physical environment	<u>13,187,972</u>	<u>5,000</u>	<u>139,065</u>	<u>456,802</u>	<u>12,454,623</u>	<u>132,482</u>
Culture and recreation						
Parks and recreation	2,506,222	2,036,379	77,196	289,668	-	102,979
Total culture and recreation	<u>2,506,222</u>	<u>2,036,379</u>	<u>77,196</u>	<u>289,668</u>	<u>-</u>	<u>102,979</u>
Total governmental funds						
Capital assets	<u>\$ 17,090,045</u>	<u>\$ 2,406,898</u>	<u>\$ 875,532</u>	<u>\$ 898,532</u>	<u>\$ 12,454,623</u>	<u>\$ 454,460</u>

**TOWN OF REDINGTON SHORES, FLORIDA
CAPITAL ASSETS USED IN THE OPERATION OF
GOVERNMENTAL FUNDS
SCHEDULE OF CHANGES BY FUNCTION AND ACTIVITY
SEPTEMBER 30, 2021**

<u>Function and Activity</u>	<u>Governmental Fund Capital Assets Beginning</u>	<u>Additions</u>	<u>Deductions</u>	<u>Governmental Fund Capital Assets Ending</u>
General government				
Finance and administration	\$ 1,207,322	\$ -	\$ -	\$ 1,207,322
Total general government	<u>1,207,322</u>	<u>-</u>	<u>-</u>	<u>1,207,322</u>
Public safety				
Code enforcement	48,834	-	-	48,834
Civil defense	<u>57,488</u>	<u>82,207</u>	<u>-</u>	<u>139,695</u>
Total public safety	<u>106,322</u>	<u>82,207</u>	<u>-</u>	<u>188,529</u>
Physical environment				
Streets	<u>13,182,677</u>	<u>5,295</u>	<u>-</u>	<u>13,187,972</u>
Total physical environment	<u>13,182,677</u>	<u>5,295</u>	<u>-</u>	<u>13,187,972</u>
Culture and recreation				
Parks and recreation	<u>2,454,332</u>	<u>51,890</u>	<u>-</u>	<u>2,506,222</u>
Total culture and recreation	<u>2,454,332</u>	<u>51,890</u>	<u>-</u>	<u>2,506,222</u>
Total governmental funds				
Capital assets	<u>\$ 16,950,653</u>	<u>\$ 139,392</u>	<u>\$ -</u>	<u>\$ 17,090,045</u>

This page intentionally left blank.

III. REQUIRED SUPPLEMENTARY INFORMATION

TOWN OF REDINGTON SHORES, FLORIDA
SCHEDULE OF PROPORTIONATE SHARE OF NET PENSION LIABILITY
FRS PROGRAM
LAST TWO FISCAL YEARS ¹

	2021	2020
Town's proportion of the net pension liability (asset)	0.000653058%	0.000705571%
Town's proportionate share of the net pension liability (asset)	\$ 49,331	\$ 305,805
Town's covered-employee payroll	\$ 159,341	\$ 187,930
Town's proportionate share of the net pension liability (asset) as a percentage of its covered-employee payroll	323.00%	61.45%
Plan fiduciary net position as a percentage of the total pension liability	96.40%	78.85%

¹ The amounts presented for each fiscal year were determined as of 6/30.

² NPL at 2017 has been increased by \$10,152,810 due to implementation of GASB 75.

³ NPL at 2019 has been decreased by \$940,602.

Note: Schedules present the two years of information that are readily available, 2021 and 2020.

**TOWN OF REDINGTON SHORES, FLORIDA
SCHEDULE OF CONTRIBUTIONS
FRS PROGRAM
LAST TWO FISCAL YEARS**

	2021	2020
Actuarially required contribution	\$ 23,849	\$ 22,104
Contributions in relation to the contractually required contribution	23,849	22,104
Contribution deficiency (excess)	\$ -	\$ -
Town's covered employee payroll	159,341	187,930
Contributions as a percentage of covered employee payroll	14.97%	11.76%

Note: Schedules present the two years of information that are readily available, 2021 and 2020.

**TOWN OF REDINGTON SHORES, FLORIDA
 SCHEDULE OF PROPORTIONATE SHARE OF NET PENSION LIABILITY
 HIS PROGRAM
 LAST TWO FISCAL YEARS ¹**

	2021	2020
Town's proportion of the net pension liability (asset)	0.000514199%	0.000547528%
Town's proportionate share of the net pension liability (asset)	\$ 63,074	\$ 66,852
Town's covered-employee payroll	\$ 22,700	\$ 23,700
Town's proportionate share of the net pension liability (asset) as a percentage of its covered-employee payroll	35.99%	35.45%
Plan fiduciary net position as a percentage of the total pension liability	3.56%	3.00%

¹ The amounts presented for each fiscal year were determined as of 6/30.

Note: Schedules present the two years of information that are readily available, 2021 and 2020.

**TOWN OF REDINGTON SHORES, FLORIDA
SCHEDULE OF CONTRIBUTIONS
HIS PROGRAM
LAST TWO FISCAL YEARS**

	2021	2020
Actuarially required contribution	\$ 11,845	\$ 12,281
Contributions in relation to the contractually required contribution	11,845	12,281
Contribution deficiency (excess)	\$ -	\$ -
Town's covered employee payroll	\$ 22,700	\$ 23,700
Contributions as a percentage of covered employee payroll	52.18%	51.82%

Note: Schedules present the two years of information that are readily available, 2021 and 2020.

**TOWN OF REDINGTON SHORES, FLORIDA
SCHEDULE OF INVESTMENT RETURNS
LAST TWO FISCAL YEARS**

	<u>2021</u>	<u>2020</u>
Annual money-weighted rate of return net of investment expenses	29.46%	3.35%

Note: Schedules present the two years of information that are readily available, 2021 and 2020.

This page intentionally left blank.

IV. STATISTICAL SECTION

This part of the Town of Redington Shores, Florida's comprehensive annual financial report presents detailed information as a context for understanding what the information in the financial statements, note disclosures, and required supplementary information says about the government's overall financial health.

CONTENT	Page
Financial Trends	67
<i>These schedules contain trend information to help the reader understand how the government's financial performance and well-being have changed over time</i>	
Revenue Capacity	73
<i>These schedules contain information to help the reader assess the government's most significant local revenue source, the property tax.</i>	
Debt Capacity	77
<i>These schedules present information to help the reader assess the affordability of the government's current levels of outstanding debt and the government's ability to issue debt in the future.</i>	
Operating Information	81
<i>These schedules contain service and infrastructure data to help the reader understand how the information in the government's financial report relates to the services the government provides and the activities it performs.</i>	

Sources: Unless otherwise noted, the information in these schedules is derived from the comprehensive annual financial reports for the relevant year.

**TOWN OF REDINGTON SHORES, FLORIDA
NET POSITION BY COMPONENT
LAST TEN FISCAL YEARS
(accrual basis of accounting)**

	2021	2020	2019	2018	2017	2016	2015	2014	2013	2012
Governmental activities:										
Net investment in capital assets	\$ 10,282,586	\$ 10,314,161	\$ 10,245,007	\$ 8,871,950	\$ 8,770,991	\$ 8,765,874	\$ 8,918,073	\$ 9,082,312	\$ 9,467,983	\$ 9,571,391
Unrestricted	<u>9,986,221</u>	<u>9,938,762</u>	<u>9,490,025</u>	<u>8,905,761</u>	<u>8,414,598</u>	<u>8,130,157</u>	<u>7,520,073</u>	<u>6,984,064</u>	<u>6,147,901</u>	<u>5,707,342</u>
Total governmental activities net position	<u>\$ 20,268,807</u>	<u>\$ 20,252,923</u>	<u>\$ 19,735,032</u>	<u>\$ 17,777,711</u>	<u>\$ 17,185,589</u>	<u>\$ 16,896,031</u>	<u>\$ 16,438,146</u>	<u>\$ 16,066,376</u>	<u>\$ 15,615,884</u>	<u>\$ 15,278,733</u>
Business-type activities:										
Net investment in capital assets	\$ 1,090,906	\$ 1,093,008	\$ 998,529	\$ 655,327	\$ 515,349	\$ 518,615	\$ 555,879	\$ 574,770	\$ 612,813	\$ 650,855
Unrestricted	<u>1,531,282</u>	<u>1,775,177</u>	<u>1,895,899</u>	<u>2,150,599</u>	<u>2,262,204</u>	<u>2,271,423</u>	<u>2,260,963</u>	<u>2,268,937</u>	<u>2,103,137</u>	<u>2,004,523</u>
Total business-type activities net position	<u>\$ 2,622,188</u>	<u>\$ 2,868,185</u>	<u>\$ 2,894,428</u>	<u>\$ 2,805,926</u>	<u>\$ 2,777,553</u>	<u>\$ 2,790,038</u>	<u>\$ 2,816,842</u>	<u>\$ 2,843,707</u>	<u>\$ 2,715,950</u>	<u>\$ 2,655,378</u>
Primary government:										
Net investment in capital assets	\$ 11,373,492	\$ 11,407,169	\$ 11,243,536	\$ 9,527,277	\$ 9,286,340	\$ 9,284,489	\$ 9,473,952	\$ 9,657,082	\$ 10,080,796	\$ 10,222,246
Unrestricted	<u>11,517,503</u>	<u>11,713,939</u>	<u>11,385,924</u>	<u>11,056,360</u>	<u>10,676,802</u>	<u>10,401,580</u>	<u>9,781,036</u>	<u>9,253,001</u>	<u>8,251,038</u>	<u>7,711,865</u>
	<u>\$ 22,890,995</u>	<u>\$ 23,121,108</u>	<u>\$ 22,629,460</u>	<u>\$ 20,583,637</u>	<u>\$ 19,963,142</u>	<u>\$ 19,686,069</u>	<u>\$ 19,254,988</u>	<u>\$ 18,910,083</u>	<u>\$ 18,331,834</u>	<u>\$ 17,934,111</u>

TOWN OF REDINGTON SHORES, FLORIDA
CHANGES IN NET POSITION
LAST TEN FISCAL YEARS
(accrual basis of accounting)

	2021	2020	2019	2018	2017	2016	2015	2014	2013	2012
EXPENSES										
Governmental Activities:										
General government	\$ 720,910	\$ 609,386	\$ 551,182	\$ 502,674	\$ 534,913	\$ 457,759	\$ 487,699	\$ 466,681	\$ 395,385	\$ 403,584
Public safety	916,564	840,487	943,224	901,872	878,187	878,474	832,047	819,542	783,182	739,200
Physical environment	1,105,355	967,933	1,012,494	949,495	875,225	801,179	884,928	892,874	874,293	875,809
Culture and recreation	137,825	169,923	160,853	158,624	96,435	164,305	99,933	99,859	107,798	116,824
Interest on long-term debt	59,609	71,594	83,899	91,474	88,953	98,656	109,542	119,528	128,134	142,295
Total governmental activities expenses	<u>2,940,263</u>	<u>2,659,323</u>	<u>2,751,652</u>	<u>2,604,139</u>	<u>2,473,713</u>	<u>2,400,373</u>	<u>2,414,149</u>	<u>2,398,484</u>	<u>2,288,792</u>	<u>2,277,712</u>
Business-type activities:										
Sewer	<u>1,070,378</u>	<u>936,672</u>	<u>904,211</u>	<u>855,418</u>	<u>877,857</u>	<u>855,651</u>	<u>852,037</u>	<u>682,968</u>	<u>779,880</u>	<u>689,311</u>
Total business-type activities expenses	<u>1,070,378</u>	<u>936,672</u>	<u>904,211</u>	<u>855,418</u>	<u>877,857</u>	<u>855,651</u>	<u>852,037</u>	<u>682,968</u>	<u>779,880</u>	<u>689,311</u>
Total primary government expenses	<u>\$ 4,010,641</u>	<u>\$ 3,595,995</u>	<u>\$ 3,655,863</u>	<u>\$ 3,459,557</u>	<u>\$ 3,351,570</u>	<u>\$ 3,256,024</u>	<u>\$ 3,266,186</u>	<u>\$ 3,081,452</u>	<u>\$ 3,068,672</u>	<u>\$ 2,967,023</u>
PROGRAM REVENUES										
Governmental activities:										
Charges for services	\$ 888,660	\$ 795,258	\$ 841,011	\$ 789,416	\$ 732,142	\$ 743,128	\$ 849,230	\$ 894,925	\$ 753,080	\$ 650,333
Capital grants and contributions	<u>19,490</u>	<u>165,726</u>	<u>1,561,153</u>	<u>26,502</u>	<u>96,245</u>	<u>10,950</u>	<u>10,631</u>	<u>19,257</u>	<u>25,293</u>	<u>8,704</u>
Total governmental activities program revenues	908,150	960,984	2,402,164	815,918	828,387	754,078	859,861	914,182	778,373	659,037
Business-type activities:										
Charges for services:										
Sewer	<u>925,012</u>	<u>892,417</u>	<u>853,761</u>	<u>851,866</u>	<u>853,169</u>	<u>817,945</u>	<u>809,642</u>	<u>801,252</u>	<u>826,842</u>	<u>753,222</u>
Total business-type activities revenues	<u>925,012</u>	<u>892,417</u>	<u>853,761</u>	<u>851,866</u>	<u>853,169</u>	<u>817,945</u>	<u>809,642</u>	<u>801,252</u>	<u>826,842</u>	<u>753,222</u>
Total primary government program revenues	<u>\$ 1,833,162</u>	<u>\$ 1,853,401</u>	<u>\$ 3,255,925</u>	<u>\$ 1,667,784</u>	<u>\$ 1,681,556</u>	<u>\$ 1,572,023</u>	<u>\$ 1,669,503</u>	<u>\$ 1,715,434</u>	<u>\$ 1,605,215</u>	<u>\$ 1,412,259</u>
NET (EXPENSE) REVENUE										
Governmental activities	\$ (2,032,113)	\$ (1,698,319)	\$ (349,488)	\$ (1,788,221)	\$ (1,645,326)	\$ (1,646,295)	\$ (1,554,288)	\$ (1,484,302)	\$ (1,510,419)	\$ (1,618,675)
Business-type activities	<u>(145,366)</u>	<u>(44,255)</u>	<u>(50,450)</u>	<u>(3,552)</u>	<u>(24,688)</u>	<u>(37,706)</u>	<u>(42,395)</u>	<u>118,284</u>	<u>46,962</u>	<u>63,911</u>
Total primary government net (expense) revenue	<u>\$ (2,177,479)</u>	<u>\$ (1,742,574)</u>	<u>\$ (399,938)</u>	<u>\$ (1,791,773)</u>	<u>\$ (1,670,014)</u>	<u>\$ (1,684,001)</u>	<u>\$ (1,596,683)</u>	<u>\$ (1,366,018)</u>	<u>\$ (1,463,457)</u>	<u>\$ (1,554,764)</u>

TOWN OF REDINGTON SHORES, FLORIDA
CHANGES IN NET POSITION
LAST TEN FISCAL YEARS
(accrual basis of accounting)
(Continued)

	2021	2020	2019	2018	2017	2016	2015	2014	2013	2012
Governmental Activities:										
Taxes:										
Property taxes	\$ 1,268,088	\$ 1,263,783	\$ 1,234,655	\$ 1,172,584	\$ 1,082,164	\$ 1,227,607	\$ 1,026,322	\$ 946,605	\$ 884,828	\$ 886,208
Franchise fees	233,510	223,911	229,985	219,856	204,080	213,078	221,583	207,299	202,594	206,626
Intergovernmental Revenues:										
Infrastructure sales surtax	278,753	241,468	260,519	246,927	233,635	227,293	216,112	200,779	188,130	178,051
Half-cent sales tax	161,438	138,000	145,928	142,917	135,934	134,865	130,597	123,318	117,386	112,062
Local option gas tax	27,908	26,732	29,527	29,554	33,257	32,975	32,069	31,052	31,077	29,989
Communication										
services tax	80,023	89,303	95,991	102,754	102,966	104,112	106,461	109,604	112,322	115,080
State revenue sharing	60,413	54,599	53,008	56,173	54,558	52,818	52,585	51,752	51,427	51,810
Other taxes	-	990	535	11,460	2,149	7,479	19,916	9,466	8,553	9,308
Land dedication fees	80,500	66,500	59,765	55,286	33,915	34,940	146,675	144,925	32,040	20,325
Investment earnings	14,917	97,870	181,207	144,452	49,585	24,748	34,370	22,746	23,457	23,929
Gain on sale of capital assets	-	-	-	-	-	-	-	69,401	-	-
Miscellaneous	11,154	13,074	15,689	198,380	2,641	44,265	18,609	17,847	195,756	3,501
Total governmental activities	2,216,704	2,216,230	2,306,809	2,380,343	1,934,884	2,104,180	2,005,299	1,934,794	1,847,570	1,636,889
Business-type activities:										
Investment earnings	2,142	18,012	41,820	26,376	11,803	10,362	10,923	6,607	6,330	9,100
Gain on sale of capital assets	-	-	-	-	-	-	4,002	-	-	2,550
Miscellaneous	-	-	97,132	5,549	400	540	105	2,866	7,280	1,185
Total business-type activities	2,142	18,012	138,952	31,925	12,203	10,902	15,030	9,473	13,610	12,835
Total primary government	2,218,846	2,234,242	2,445,761	2,412,268	1,947,087	2,115,082	2,020,329	1,944,267	1,861,180	1,649,724
Transfers										
Governmental Activities:	102,773	-	-	-	-	-	-	-	-	-
Business-type activities:	(102,773)	-	-	-	-	-	-	-	-	-
CHANGE IN NET POSITION										
Governmental activities	287,364	517,891	1,957,321	592,122	289,558	457,885	451,011	450,492	337,151	18,214
Business-type activities	(245,997)	(26,243)	88,502	28,373	(44,263)	(26,804)	(26,865)	127,757	60,572	76,746
Total primary government	\$ 41,367	\$ 491,648	\$ 2,045,823	\$ 620,495	\$ 245,295	\$ 431,081	\$ 424,146	\$ 578,249	\$ 397,723	\$ 94,960

**TOWN OF REDINGTON SHORES, FLORIDA
PROGRAM REVENUES BY FUNCTIONS/PROGRAMS
LAST TEN FISCAL YEARS
(accrual basis of accounting)**

	2021	2020	2019	2018	2017	2016	2015	2014	2013	2012
<u>FUNCTIONS/PROGRAMS</u>										
Governmental Activities:										
General government	\$ 888,660	\$ 186,122	\$ 118,940	\$ 112,504	\$ 86,465	\$ 98,615	\$ 204,586	\$ 180,880	\$ 85,789	\$ 85,025
Public safety	-	262,696	60,217	8,912	8,219	6,057	373,214	329,323	62,401	11,699
Physical environment	-	294,798	657,754	663,695	634,373	634,076	229,017	346,038	601,790	550,699
Culture and recreation	-	51,642	4,100	4,305	3,085	4,380	42,413	38,684	3,100	2,910
Subtotal governmental activities	<u>888,660</u>	<u>795,258</u>	<u>841,011</u>	<u>789,416</u>	<u>732,142</u>	<u>743,128</u>	<u>849,230</u>	<u>894,925</u>	<u>753,080</u>	<u>650,333</u>
Business-type activities:										
Sewer	<u>925,012</u>	<u>892,417</u>	<u>853,761</u>	<u>851,866</u>	<u>853,169</u>	<u>817,945</u>	<u>809,642</u>	<u>801,252</u>	<u>826,842</u>	<u>753,222</u>
Subtotal business-type activities	<u>925,012</u>	<u>892,417</u>	<u>853,761</u>	<u>851,866</u>	<u>853,169</u>	<u>817,945</u>	<u>809,642</u>	<u>801,252</u>	<u>826,842</u>	<u>753,222</u>
Total primary government	<u>\$ 1,813,672</u>	<u>\$ 1,687,675</u>	<u>\$ 1,694,772</u>	<u>\$ 1,641,282</u>	<u>\$ 1,585,311</u>	<u>\$ 1,561,073</u>	<u>\$ 1,658,872</u>	<u>\$ 1,696,177</u>	<u>\$ 1,579,922</u>	<u>\$ 1,403,555</u>

**TOWN OF REDINGTON SHORES, FLORIDA
FUND BALANCES OF
GOVERNMENTAL FUNDS
LAST TEN FISCAL YEARS
(modified accrual basis of accounting)**

	<u>2021</u>	<u>2020</u>	<u>2019</u>	<u>2018</u>	<u>2017</u>	<u>2016</u>	<u>2015</u>	<u>2014</u>	<u>2013</u>	<u>2012</u>
General Fund:										
Nonspendable	\$ 19,526	\$ 17,271	\$ 14,148	\$ 11,789	\$ 10,844	\$ 64,843	\$ 14,712	\$ 14,261	\$ 13,646	\$ 6,801
Unassigned	<u>6,928,103</u>	<u>6,656,673</u>	<u>6,304,506</u>	<u>5,738,393</u>	<u>5,359,545</u>	<u>5,055,711</u>	<u>4,657,468</u>	<u>4,236,237</u>	<u>3,874,162</u>	<u>3,592,553</u>
Total general fund	<u>\$ 6,947,629</u>	<u>\$ 6,673,944</u>	<u>\$ 6,318,654</u>	<u>\$ 5,750,182</u>	<u>\$ 5,370,389</u>	<u>\$ 5,120,554</u>	<u>\$ 4,672,180</u>	<u>\$ 4,250,498</u>	<u>\$ 3,887,808</u>	<u>\$ 3,599,354</u>
All Other Governmental Funds:										
Restricted, reported in:										
Capital improvements fund	<u>\$ 3,326,606</u>	<u>\$ 3,308,588</u>	<u>\$ 3,220,875</u>	<u>\$ 3,212,224</u>	<u>\$ 3,100,218</u>	<u>\$ 3,061,027</u>	<u>\$ 3,003,791</u>	<u>\$ 2,788,923</u>	<u>\$ 2,320,957</u>	<u>\$ 2,128,411</u>
Total all other governmental funds	<u>\$ 3,326,606</u>	<u>\$ 3,308,588</u>	<u>\$ 3,220,875</u>	<u>\$ 3,212,224</u>	<u>\$ 3,100,218</u>	<u>\$ 3,061,027</u>	<u>\$ 3,003,791</u>	<u>\$ 2,788,923</u>	<u>\$ 2,320,957</u>	<u>\$ 2,128,411</u>

**TOWN OF REDINGTON SHORES, FLORIDA
CHANGES IN FUND BALANCES OF
GOVERNMENTAL FUNDS
LAST TEN FISCAL YEARS
(modified accrual basis of accounting)**

	2021	2020	2019	2018	2017	2016	2015	2014	2013	2012
REVENUES										
Taxes	\$ 1,546,841	\$ 1,263,783	\$ 1,234,655	\$ 1,172,584	\$ 1,082,164	\$ 1,227,607	\$ 1,026,322	\$ 946,605	\$ 884,828	\$ 886,208
Franchise fees	341,441	223,911	229,985	219,856	204,080	213,078	221,583	207,299	202,594	206,626
Licenses, fees and permits	273,390	209,116	247,517	254,568	169,870	162,103	245,734	257,327	125,845	92,281
Intergovernmental	302,351	617,490	645,273	671,572	596,414	594,482	704,415	525,971	540,934	516,624
Charges for services	591,609	579,541	533,377	526,214	554,389	574,968	596,396	625,874	617,293	550,641
Fines and forfeits	8,292	6,703	60,117	8,635	7,883	6,057	6,085	11,724	9,942	7,412
Contributions and grants	19,490	165,726	1,561,153		96,245	24,748	10,631	19,257	25,293	8,704
Interest earnings	14,917	97,870	181,207	144,452	49,585	10,950	34,370	22,746	23,457	23,929
Miscellaneous	26,522	13,074	15,689	198,380	2,641	44,266	18,607	162,772	195,757	3,501
Total revenues	3,124,853	3,177,214	4,708,973	3,196,261	2,763,271	2,858,259	2,864,143	2,779,575	2,625,943	2,295,926
EXPENDITURES										
General government	723,632	596,434	527,125	580,257	513,083	497,536	448,051	462,901	396,035	481,371
Public safety	915,358	839,609	942,346	900,995	875,855	867,700	824,252	813,946	777,316	732,870
Physical environment	722,696	817,462	2,116,141	575,735	578,636	490,355	512,767	516,724	498,149	504,391
Culture and recreation	114,753	148,691	201,879	301,687	158,028	138,715	74,079	76,900	85,212	95,029
Capital outlay	139,392	-	-	-	-	-	-	-	-	-
Debt service										
Principal	256,410	256,410	256,410	256,410	256,410	256,410	256,410	256,410	256,410	256,410
Interest	63,682	75,605	87,949	89,378	92,233	101,933	112,034	122,038	131,821	141,824
Total expenditures	2,935,923	2,734,211	4,131,850	2,704,462	2,474,245	2,352,649	2,227,593	2,248,919	2,144,943	2,211,895
Excess of revenues over (under) expenditures	188,930	443,003	577,123	491,799	289,026	505,610	636,550	530,656	481,000	84,031
OTHER FINANCING SOURCES (USES)										
Sale of surplus capital assets	-	-	-	-	-	-	-	300,000	-	-
Capital contributions	-	-	-	-	-	-	-	-	-	-
Transfers in	243,773	141,000	141,000	141,000	141,000	141,000	150,000	150,000	150,000	150,000
Transfers out	(141,000)	(141,000)	(141,000)	(141,000)	(141,000)	(141,000)	(150,000)	(150,000)	(150,000)	(150,000)
Total other financing sources (uses)	102,773	-	-	-	-	-	-	300,000	-	-
Net change in fund balances	\$ 291,703	\$ 443,003	\$ 577,123	\$ 491,799	\$ 289,026	\$ 505,610	\$ 636,550	\$ 830,656	\$ 481,000	\$ 84,031
Debt service as a percentage of noncapital expenditures	8.7%	13.2%	13.3%	17.2%	17.9%	18.3%	16.5%	16.9%	18.3%	18.9%

**TOWN OF REDINGTON SHORES, FLORIDA
 ASSESSED AND ESTIMATED ACTUAL VALUE OF TAXABLE PROPERTY
 LAST TEN FISCAL YEARS**

Fiscal Year	Assessed Valuations							Percentage			Total Direct Tax Rate
	Real Property		Personal Property	Total Taxable	Total Exempt	Total All	Assessed Values to Estimated Market	Yearly Increases (Decreases)			
	Residential	Commercial						Taxable	Total		
2011	\$ 472,584,513	\$ -	\$ 8,564,437	\$ 481,148,950	\$ 86,385,132	\$ 567,534,082	100 %	(9.88) %	(17.20) %	2.0000	
2012	447,002,357	-	8,100,823	455,103,180	51,050,698	506,153,878	100 %	(5.41) %	(10.81) %	2.0000	
2013	460,100,642	-	7,877,334	467,977,976	49,789,046	517,767,022	100	2.83	2.29	2.0000	
2014	484,108,041	-	8,252,620	492,360,661	50,787,258	543,147,919	100	4.95	4.90	2.0000	
2015	519,051,282	-	8,843,375	527,894,657	51,416,325	579,310,982	100	7.22	6.66	2.0000	
2016	561,064,320	-	9,158,979	570,223,299	51,652,265	621,875,564	100	7.42	6.84	2.0000	
2017	613,095,626	-	9,334,095	622,429,721	55,114,637	677,544,358	100	9.16	8.95	1.8000	
2018	664,658,680	-	10,225,657	674,884,337	57,159,465	732,043,802	100	9.20	8.10	1.8000	
2019	700,205,466	-	10,184,949	710,389,915	60,452,529	770,842,444	100	5.26	5.30	1.8000	
2020	766,781,706	-	10,806,872	777,588,578	66,009,555	843,598,133	100	9.45	9.43	1.8000	
2021	832,224,776	-	11,363,346	843,588,122	66,009,555	909,597,677	100	7.11	7.06	1.6896	

Source: Pinellas County Property Appraiser.

**TOWN OF REDINGTON SHORES, FLORIDA
 ASSESSED VALUATIONS, MILLAGE AND TAXES LEVIED AND COLLECTED
 LAST TEN FISCAL YEARS**

	2021	2020	2019	2018	2017	2016	2015	2014	2013	2012
Total valuations	\$ 985,018,439	\$ 985,540,171	\$ 889,229,917	\$ 847,569,312	\$ 768,680,692	\$ 704,721,758	\$ 642,980,482	\$ 543,147,919	\$ 517,767,022	\$ 506,153,878
Real estate exemptions:										
Government exemption	65,453,081	19,500,642	16,435,236	14,624,883	13,498,844	12,424,181	12,094,709	11,843,274	11,754,120	11,733,678
Institutional exemption	-	-	-	-	36,000	36,000	36,000	36,000	36,000	905,528
Assessment differential (F.S. 193.155) ⁽³⁾	141,430,317	141,942,038	118,387,473	127,008,679	100,470,338	92,503,816	72,901,741	33,372,434	23,676,352	17,950,000
Individual or homestead exemptions	66,009,555	46,508,913	44,017,293	31,051,413	32,245,789	29,534,462	30,053,375	5,535,550	14,322,574	20,461,492
Total exemptions and adjustments	272,892,953	207,951,593	178,840,002	172,684,975	146,250,971	134,498,459	115,085,825	50,787,258	49,789,046	51,050,698
Total taxable valuation	<u>\$ 712,125,486</u>	<u>\$ 777,588,578</u>	<u>\$ 710,389,915</u>	<u>\$ 674,884,337</u>	<u>\$ 622,429,721</u>	<u>\$ 570,223,299</u>	<u>\$ 527,894,657</u>	<u>\$ 492,360,661</u>	<u>\$ 467,977,976</u>	<u>\$ 455,103,180</u>
Millage levied	<u>1.6896</u>	<u>1.8000</u>	<u>1.8000</u>	<u>1.8000</u>	<u>1.8000</u>	<u>2.0000</u>	<u>2.0000</u>	<u>2.0000</u>	<u>2.0000</u>	<u>2.0000</u>
Total taxes levied	\$ 1,313,796	\$ 1,313,813	\$ 1,278,702	\$ 1,214,792	\$ 1,120,374	\$ 1,255,959	\$ 1,055,567	\$ 984,721	\$ 935,956	\$ 910,207
Less: Adjustments and discounts	45,708	50,030	44,047	42,208	38,210	28,352	29,245	38,116	51,128	23,999
Net taxes levied	<u>\$ 1,268,088</u>	<u>\$ 1,263,783</u>	<u>\$ 1,234,655</u>	<u>\$ 1,172,584</u>	<u>\$ 1,082,164</u>	<u>\$ 1,227,607</u>	<u>\$ 1,026,322</u>	<u>\$ 946,605</u>	<u>\$ 884,828</u>	<u>\$ 886,208</u>
Net collected ⁽¹⁾⁽²⁾	<u>\$ 1,268,088</u>	<u>\$ 1,263,783</u>	<u>\$ 1,234,655</u>	<u>\$ 1,172,584</u>	<u>\$ 1,082,164</u>	<u>\$ 1,227,607</u>	<u>\$ 1,026,322</u>	<u>\$ 946,605</u>	<u>\$ 884,828</u>	<u>\$ 886,208</u>

Source: Pinellas County Property Appraiser

⁽¹⁾ Florida Statutes provide for a
 at auction on June 1 of each year
 certificates are sold, has fully collected all ad valorem revenues

⁽²⁾ Net collected includes penalties or late payments.

⁽³⁾ Florida Statutes provide for a three percent maximum increase in annual taxable property values.

TOWN OF REDINGTON SHORES, FLORIDA
PROPERTY TAX RATES - DIRECT AND ALL OVERLAPPING GOVERNMENTS (PER \$1,000)
LAST TEN FISCAL YEARS

	2021	2020	2019	2018	2017	2016	2015	2014	2013	2012
Town of Redington Shores:										
Operating	1.6896	1.8000	1.8000	1.8000	1.8000	2.0000	2.0000	2.0000	2.0000	2.0000
Debt service	-	-	-	-	-	-	-	-	-	-
Total Town millage	1.6896	1.8000	1.8000	1.8000	1.8000	2.0000	2.0000	2.0000	2.0000	2.0000
Pinellas County School Board:										
Operating	6.4270	6.4270	6.7270	7.0090	7.3180	7.7710	7.8410	8.0600	8.1222	8.3850
Pinellas County:										
Operating	5.2755	5.2755	5.2755	5.2755	5.2755	5.2755	5.2755	5.2755	5.0727	4.8108
Debt service	-	-	-	-	-	-	-	-	-	-
Total County millage	5.2755	5.2755	5.2755	5.2755	5.2755	5.2755	5.2755	5.2755	5.0727	4.8108
County-wide millage set by other taxing authorities:										
-Pinellas Suncoast Transit Authority	0.7500	0.7500	0.7500	0.7500	0.7500	0.7305	0.7305	0.7305	0.7305	0.7305
-Pinellas County Planning Council	0.0150	0.0150	0.0150	0.0150	0.0150	0.0160	0.0160	0.0160	0.0125	0.0125
-Juvenile Welfare Board	0.8981	0.8981	0.8981	0.8981	0.8981	0.8981	0.8981	0.8981	0.8981	0.8337
-South West Florida Water Management District	0.2669	0.2669	0.2955	0.3131	0.3317	0.3488	0.3658	0.3818	0.3928	0.3928
-EMS	0.9158	0.9158	0.9158	0.9158	0.9158	0.9158	0.9158	0.9158	0.9158	0.8506
-Health Department	0.0835	0.0835	0.0835	0.0835	0.0622	0.0622	0.0622	0.0622	-	-
Total County-wide millage	2.9293	2.9293	2.9579	2.9755	2.9728	2.9714	2.9884	3.0044	2.9497	2.8201
TOTAL	16.3214	16.4318	16.7604	17.0600	17.3663	18.0179	18.1049	18.3399	18.1446	18.0159

Source: Pinellas County Tax Collector

**TOWN OF REDINGTON SHORES, FLORIDA
PROPERTY LEVIES AND COLLECTIONS
LAST TEN FISCAL YEARS**

Fiscal Year	Total Assessed Valuation	Taxable Assessed Valuation	Levy	Collections within the Fiscal Year of Levy		Collections in Subsequent Years	Collections to Date	
				Amount	Percentage of Levy		Amount	Percentage of Levy
2012	\$ 506,153,878	\$ 455,103,180	\$ 910,207	\$ 885,145	97%	\$ 1,053	\$ 886,208	97%
2013	517,767,022	467,977,976	935,956	883,917	97%	911	884,828	97%
2014	543,147,919	492,360,661	984,721	945,264	96%	1,341	946,605	96%
2015	579,310,982	527,894,657	1,055,567	1,024,866	97%	1,456	1,026,322	97%
2016	621,875,564	570,223,299	1,255,959	1,225,985	97%	1,622	1,227,607	98%
2017	677,544,358	622,429,721	1,120,374	1,081,249	97%	915	1,082,164	97%
2018	732,043,802	674,884,337	1,214,792	1,171,452	97%	1,132	1,172,584	97%
2019	770,842,444	710,389,915	1,278,702	1,234,279	97%	376	1,234,655	97%
2020	843,598,133	777,588,578	1,313,813	1,262,390	97%	1,393	1,263,783	97%
2021	909,597,677	843,588,122	1,313,796	1,268,088	97%	-	1,268,088	97%

(1) Florida Statutes provide for a discount of up to four percent for early retirement of ad valorem taxes.
All unpaid taxes become delinquent on April 1, and are sold at auction on June 1 of each year as tax certificates.
The Town, after all tax certificates are sold, has fully collected all ad valorem tax revenues

Source: Pinellas County Property Appraiser.

**TOWN OF REDINGTON SHORES, FLORIDA
 PERCENTAGE OF ANNUAL GENERAL DEBT SERVICE TO
 GENERAL GOVERNMENTAL EXPENDITURES -
 BANK LOAN
 LAST TEN FISCAL YEARS**

Fiscal Year	Debt Service		Total General Governmental Expenditures ⁽¹⁾	Percentage of Debt Service to General Governmental Expenditures
	Bank Loan	Total Debt		
2012	\$ 398,234	\$ 398,234	\$ 2,211,895	18.00%
2013	388,231	388,231	2,144,934	18.10%
2014	378,448	378,448	2,248,919	16.83%
2015	368,444	368,444	2,227,593	16.54%
2016	358,343	358,343	2,352,649	15.23%
2017	348,643	348,643	2,474,245	14.09%
2018	345,788	345,788	2,704,462	12.79%
2019	344,359	344,359	3,787,491	9.09%
2020	332,015	332,015	2,915,016	11.39%
2021	256,410	256,410	2,935,923	8.73%

⁽¹⁾ Includes general and capital improvement

**TOWN OF REDINGTON SHORES, FLORIDA
PLEGGED-REVENUE COVERAGE
LAST TEN FISCAL YEARS**

Fiscal Year	Non Ad Valorem Revenues	Ad Valorem Revenues	Essential Service Expenditures	Net Available Revenue	Debt Service		Coverage ⁽¹⁾
					Principal	Interest	
2012	\$ 1,409,718	\$ 886,208	\$ 1,813,661	\$ 482,265	\$ 256,410	\$ 141,824	1.21 %
2013	1,741,115	884,828	1,756,712	869,231	256,410	131,821	2.24
2014	2,132,970	946,605	1,870,471	1,209,104	256,410	122,038	3.19
2015	1,837,821	1,026,322	1,859,149	1,004,994	256,410	112,034	2.74
2016	1,630,652	1,227,607	1,994,306	863,953	256,410	101,933	2.41
2017	1,681,107	1,082,164	2,125,602	637,669	256,410	92,233	1.83
2018	1,418,076	1,172,584	2,069,867	520,793	256,410	89,378	1.51
2019	1,571,359	1,234,655	2,096,542	709,472	256,410	87,949	2.06
2020	1,382,569	1,263,783	2,150,062	496,290	256,410	75,605	1.49
2021	1,856,765	1,268,088	2,615,831	509,022	256,410	63,682	1.59

⁽¹⁾ Required 1.25.

**TOWN OF REDINGTON SHORES, FLORIDA
 PERCENTAGE OF BANK LOAN
 TO TAXABLE ASSESSED VALUATION AND NET BONDED DEBT
 PER CAPITA
 LAST TEN FISCAL YEARS**

Fiscal Year	Population ⁽¹⁾	Taxable Assessed Valuation	Bank Loan	Less Sinking Fund	Net Bank Loan	Percent of Net Bank Loan to Assessed Valuation	Net Bank Loan Per Capita
2012	2,500	\$ 455,103,180	\$ 3,461,538	\$ -	\$ 3,461,538	0.76	\$ 1,387
2013	2,500	467,977,967	3,205,128	-	3,205,128	0.68	1,282
2014	2,500	492,360,661	2,948,718	-	2,948,718	0.60	1,179
2015	2,500	527,894,657	2,692,308	-	2,692,308	0.51	1,077
2016	2,500	570,223,299	2,435,898	-	2,435,898	0.43	974
2017	2,500	622,429,721	2,179,488	-	2,179,488	0.35	872
2018	2,500	674,884,337	1,923,078	-	1,923,078	0.29	769
2019	2,500	710,389,915	1,666,668	-	1,666,668	0.23	667
2020	2,500	777,388,578	1,410,258	-	1,410,258	0.18	564
2021	2,500	777,201,290	1,153,848	-	1,153,848	0.15	375

⁽¹⁾ U.S. Bureau of Census estimate and the University of Florida.

NOTE: Details regarding the Town's outstanding debt can be found in notes to the financial statements.

**TOWN OF REDINGTON SHORES, FLORIDA
 COMPUTATION OF DIRECT AND OVERLAPPING DEBT
 GENERAL OBLIGATION BONDS⁽²⁾ AND DIRECT REVENUE DEBT
 SEPTEMBER 30, 2021**

	Net General Obligation Bonded Debt Outstanding	Net General Nonsell- Supporting Revenue Debt	Total	Percentage Applicable to Town of Redington Shores	Amount Applicable to Town of Redington Shores
Direct Debt:					
Town of Redington	\$ -	\$ 1,153,848	\$ 1,153,848	<u>100%</u>	\$ 1,153,848
Overlapping debt:					
Pinellas County Bonds/Notes	12,691,808	-		<u>0.91%</u>	<u>121,096</u>
Pinellas County Capital Leases	<u>615,497</u>				
Subtotal, overlapping debt	<u>13,397,305</u>				
 Total Direct and Overlapping Debt					 <u>\$ 1,032,752</u>
RATIO:					
Overall debt to 2020 taxable value				<u>0.19%</u>	
Overall debt per capita				<u>\$ 612</u>	

(1) The Town's share is calculated based on the ratio of the 2020 County Taxable Value of \$85,468,863,997 to the Town's Taxable Value of \$797,588,578

(2) The Town has no direct general obligation bonded debt.

Sources: Assessed value data used to estimate applicable percentages provided by the Pinelals County Property Appraiser. Debt outstanding data provided by each governmental unit.

**TOWN OF REDINGTON SHORES, FLORIDA
 FULL-TIME EQUIVALENT
 TOWN EMPLOYEES BY FUNCTION
 LAST TEN FISCAL YEARS**

Full-time Equivalent Employees
 as of
 September 30,

<u>FUNCTION</u>	<u>2021</u>	<u>2020</u>	<u>2019</u>	<u>2018</u>	<u>2017</u>	<u>2016</u>	<u>2015</u>	<u>2015</u>	<u>2013</u>	<u>2012</u>
General Government	2	2	2	2	2	2	2	2	2	2
Public Safety: - General employees	2	2	2	2	2	2	2	3	3	3
Physical Environment	1	1	1	2	2	2	2	1	1	1
Total	<u>5</u>	<u>5</u>	<u>5</u>	<u>6</u>	<u>6</u>	<u>6</u>	<u>6</u>	<u>6</u>	<u>6</u>	<u>6</u>

**TOWN OF REDINGTON SHORES, FLORIDA
MISCELLANEOUS STATISTICAL DATA
SEPTEMBER 30, 2021**

Date of Incorporation	August 30, 1955	Term of Office:
Date First Charter Adopted	1955	Mayor - 3 Years, voted at large
Date Present Charter Adopted	1955	Commissioners - 2 Years, voted by district
		Average Annual Temperature - 70.75 degrees
Form of Government: Mayor - Commission		Average Annual Rainfall - 52.42 inches
Commission Composed of: Mayor and Four Commissioners		Area - 0.36 square miles

MUNICIPAL UTILITIES, SERVICES AND EVENTS

Parks and Recreation

- 1 playground in residential area - Spitzer Park
- 1 playground on Gulf Boulevard, with pavilion, grills, half basketball court, shuffle board court, volleyball, and park house (rental) with bathrooms and kitchen
- 1 nature park with walking trail, exercise stations, kayak launch, pavilions
- 1 Tennis Court

Parkland acreage - 29.23 acres recreation/open space

Major Annual Community Events

- Annual Holiday Tree Lighting
- Annual Town Picnic and Recycling Rally
- Annual Holiday Lighted Boat Parade
- Annual Santa Parade and House Decorating Contest

Cultural Facilities Available in Redington Shores and the Tampa Bay Area

- Gulf Beaches Public Library
- Suncoast Seabird Sanctuary
- Clearwater Marine Aquarium
- Salvador Dali Museum
- Heritage Village
- Florida Botanical Gardens
- Weedon Island Preserve

V. COMPLIANCE SECTION

**INDEPENDENT AUDITOR'S REPORT ON INTERNAL CONTROL OVER
FINANCIAL REPORTING AND ON COMPLIANCE AND OTHER MATTERS
BASED ON AN AUDIT OF FINANCIAL STATEMENTS PERFORMED
IN ACCORDANCE WITH GOVERNMENT AUDITING STANDARDS**

To the Honorable Mayor, Town Commission Members
Town of Redington Shores, Florida

We have audited, in accordance with the auditing standards generally accepted in the United States of America and the standards applicable to financial audits contained in *Government Auditing Standards*, issued by the Comptroller General of the United States, the financial statements of the governmental activities, the business-type activities, each major fund, and the budgetary comparison for the General Fund of the Town of Redington Shores, Florida, (the Town) as of and for the year ended September 30, 2021, and the related notes to the financial statements, which collectively comprise the Town's basic financial statements and have issued our report thereon dated October 12, 2022.

Internal Control Over Financial Reporting

In planning and performing our audit of the financial statements, we considered the Town's internal control over financial reporting (internal control) to determine the audit procedures that are appropriate in the circumstances for the purpose of expressing our opinions on the financial statements, but not for the purpose of expressing an opinion on the effectiveness of the Town's internal control. Accordingly, we do not express an opinion on the effectiveness of the Town's internal control.

A deficiency in internal control exists when the design or operation of a control does not allow management or employees, in the normal course of performing their assigned functions, to prevent, or detect and correct misstatements on a timely basis. *A material weakness* is a deficiency, or a combination of deficiencies, in internal control such that there is a reasonable possibility that a material misstatement of the entity's financial statements will not be prevented, or detected and corrected, on a timely basis. *A significant deficiency* is a deficiency, or a combination of deficiencies, in internal control that is less severe than a material weakness, yet important enough to merit attention by those charged with governance.

Our consideration of internal control was for the limited purpose described in the first paragraph of this section and was not designed to identify all deficiencies in internal control that might be material weaknesses or significant deficiencies and therefore, material weaknesses or significant deficiencies may exist that have not been identified. Given these limitations, during our audit we did not identify any deficiencies in internal control that we consider to be material weaknesses. However, material weaknesses may exist that have not been identified.

Honorable Mayor, Town Commission Members
Town of Redington Shores, Florida

Compliance and Other Matters

As part of obtaining reasonable assurance about whether the Town's financial statements are free from material misstatement, we performed tests of its compliance with certain provisions of laws, regulations, contracts, and grant agreements, noncompliance with which could have a direct and material effect on the determination of financial statement amounts. However, providing an opinion on compliance with those provisions was not an objective of our audit, and accordingly, we do not express such an opinion. The results of our tests disclosed instances of noncompliance or other matters that are required to be reported under *Government Auditing Standards* and which are described in the following paragraph.

We noted that expenditures in the General Fund exceeded the budgeted amount by \$93,115 for the year ended September 30, 2021. Management indicated this was a result of attorney fees from multiple lawsuits and consulting fees relating to the building department. The budget was not formally amended to reflect the additional expenditures. This was an administrative oversight, and we recommend that management submit budget amendments for approval in the future when unanticipated expenditures are incurred.

Town of Redington Shores, Florida's Response to Findings

Although the expenditures were authorized and approved, the Town did not properly adjust the budget to reflect the overages. The Town will ensure that any necessary budget adjustments are made in the future.

The Town of Redington Shores, Florida's response to findings identified in our audit was not subjected to the auditing procedures applied in the audit of the financial statements and, accordingly, we express no opinion on it.

Purpose of this Report

The purpose of this report is solely to describe the scope of our testing of internal control and compliance and the results of that testing, and not to provide an opinion on the effectiveness of the entity's internal control or on compliance. This report is an integral part of an audit performed in accordance with *Government Auditing Standards* in considering the entity's internal control and compliance. Accordingly, this communication is not suitable for any other purpose.



Pensacola, Florida
October 12, 2022

MANAGEMENT LETTER

To the Honorable Mayor, Town Commission Members
Town of Redington Shores, Florida

Report on the Financial Statements

We have audited the financial statements of the Town of Redington Shores, Florida, (the Town) as of and for the fiscal year ended September 30, 2021, and have issued our report thereon dated October 12, 2022.

Auditor's Responsibility

We conducted our audit in accordance with auditing standards generally accepted in the United States of America; the standards applicable to financial audits contained in *Government Auditing Standards*, issued by the Comptroller General of the United States; the audit requirements of Title 2 U.S. Code of Federal Regulations Part 200, Uniform Administrative Requirements, Cost Principles, and Audit Requirements for Federal Awards (Uniform Guidance); and Chapter 10.550, Rules of the Auditor General.

Other Reporting Requirements

We have issued our Independent Auditor's Report on Internal Control over Financial Reporting and on Compliance and Other Matters Based on an Audit of Financial Statements Performed in Accordance with *Government Auditing Standards*; and Independent Accountant's Report on an examination conducted in accordance with *AICPA Professional Standards*, AT-C Section 315, regarding compliance requirements in accordance with Chapter 10.550, Rules of the Auditor General. Disclosures in those reports and schedules, which are dated October 12, 2022, should be considered in conjunction with this management letter.

Prior Audit Findings

Section 10.554(1)(i)1., Rules of the Auditor General, requires that we determine whether or not corrective actions have been taken to address findings and recommendations made in the preceding financial audit report. There were no findings or recommendations made on internal control and compliance issues during the preceding annual financial audit.

Honorable Mayor, Town Commission Members
Town of Redington Shores, Florida

Official Title and Legal Authority

Section 10.554(1)(i)4., Rules of the Auditor General, requires that the name or official title and legal authority for the primary government and each component unit of the reporting entity be disclosed in this management letter, unless disclosed in the notes to the financial statements. The official title and legal authority for the Town of Redington Shores, Florida has been disclosed in Note 1 to the financial statements.

Financial Condition and Management

Section 10.554(1)(i)5.a. and 10.556(7), Rules of the Auditor General, require us to apply appropriate procedures and communicate the results of our determination as to whether or not the Town has met one or more of the conditions described in Section 218.503(1), Florida Statutes, and to identify the specific condition(s) met. In connection with our audit, we determined that the Town did not meet any of the conditions described in Section 218.503(1), Florida Statutes.

Pursuant to Sections 10.554(1)(i)5.b. and 10.556(8), Rules of the Auditor General, we applied financial condition assessment procedures for the Town. It is management's responsibility to monitor the Town's financial condition, and our financial condition assessment was based in part on representations made by management and review of financial information provided by the same.

Section 10.554(1)(i)2., Rules of the Auditor General, requires that we communicate any recommendations to improve financial management. In connection with our audit, we did not have any such communications.

Additional Matters

Section 10.554(1)(i)3., Rules of the Auditor General, requires us to communicate noncompliance with provisions of contracts or grant agreements, or abuse, that have occurred, or are likely to have occurred, that have an effect on the financial statements that is less than material but which warrants the attention of those charged with governance. In connection with our audit, we did not note any such findings.

Purpose of this Letter

Our management letter is intended solely for the information and use of the Legislative Auditing Committee, members of the Florida Senate and the Florida House of Representatives, the Florida Auditor General, Federal and other granting agencies, and applicable management, and is not intended to be and should not be used by anyone other than these specified parties.



Pensacola, Florida
October 12, 2022

**INDEPENDENT ACCOUNTANT'S REPORT
ON COMPLIANCE WITH SECTION 218.415, FLORIDA STATUTES**

Honorable Mayor, Town Commission Members
Town of Redington Shores, Florida

We have examined the Town of Redington Shores, Florida's (the Town's) compliance with Section 218.415, Florida Statutes, regarding the investment of public funds during the year ended September 30, 2021. Management is responsible for the Town's compliance with those requirements. Our responsibility is to express an opinion on the Town's compliance based on our examination.

Our examination was conducted in accordance with attestation standards established by the American Institute of Certified Public Accountants and, accordingly, included examining, on a test basis, evidence about the Town's compliance with those requirements and performing such procedures as we considered necessary in the circumstances. We believe that our examination provided a reasonable basis for our opinion. Our examination does not provide a legal determination on the Town's compliance with specified requirements.

In our opinion, the Town of Redington Shores, Florida complied, in all material respects, with the aforementioned requirements for the year ended September 30, 2021.

This report is intended solely for the information and use of the Town of Redington Shores, Florida, and the Auditor General, State of Florida, and is not intended to be and should not be used by anyone other than these specified parties.



Pensacola, Florida
October 12, 2022