

Town of Indialantic, Florida
FINANCIAL STATEMENTS
Year Ended September 30, 2023





INTRODUCTORY SECTION

Table of Contents	1
Town Officials.....	2

FINANCIAL SECTION

Independent Auditor’s Report	3
Management’s Discussion and Analysis	7

Basic Financial Statements:

Government-wide Financial Statements:

Statement of Net Position	17
Statement of Activities	20

Fund Financial Statements:

Balance Sheet – Governmental Funds	22
Reconciliation of the Balance Sheet of the Government funds to the Statement of Net Position	23
Statement of Revenues, Expenditures and Changes in Fund Balances – Governmental Funds	24
Reconciliation of the Statement of Revenues, Expenditures and Changes in Fund Balances of Governmental Funds to the Statement of Activities	25
Statement of Net Position – Proprietary Fund	26
Statement of Revenues, Expenses and Changes in Fund Net Position – Proprietary Fund	27
Statement of Cash Flows – Proprietary Fund	28
Statement of Fiduciary Net Position – Pension Trust Funds	30
Statement of Changes in Fiduciary Net Position – Pension Trust Funds	31
Notes to Financial Statements	33

Required Supplementary Information:

Schedules of Changes in Net Pension Liability and Related Ratios	66
Schedule of Contributions	70
Notes to Schedule	74
Schedule of Investment Returns	77
Schedule of Changes in OPEB Liability and Related Ratios	79
Schedule of Revenues, Expenditures and Changes in Fund Balances – Budget and Actual – General Fund	81
Notes to Required Supplementary Information	82

REPORTS ON INTERNAL CONTROL AND COMPLIANCE MATTERS

Independent Auditor’s Report on Internal Control Over Financial Reporting and on Compliance and Other Matters Based on an Audit of Financial Statements Performed in Accordance with <i>Government Auditing Standards</i>	83
Independent Auditor’s Management Letter	85
Independent Accountant’s Report on Compliance with Local Government Investment Policies.....	87

Town of Indialantic, Florida
Town Officials
September 30, 2023

Mark McDermott
Mayor

Stuart Glass
Deputy Mayor

Doug Wright
Julie McKnight
Loren Strand
Council Members

Paul R. Gougelman, III
Town Attorney

Michael Casey
Town Manager

Mollie Carr
Town Clerk



Carr, Riggs & Ingram, LLC
215 Baytree Drive
Melbourne, Florida 32940

321.255.0088
386.336.4189 (fax)
CRlcpa.com

INDEPENDENT AUDITOR'S REPORT

To the City Council
Town of Indialantic, Florida

Report on the Audit of the Financial Statements

Opinions

We have audited the accompanying financial statements of the governmental activities, the business-type activities, each major fund, and the aggregate remaining fund information of the Town of Indialantic, Florida, (the "Town") as of and for the year ended September 30, 2023, and the related notes to the financial statements, which collectively comprise the Town's basic financial statements as listed in the table of contents.

In our opinion, the financial statements referred to above present fairly, in all material respects, the respective financial position of the governmental activities, the business-type activities, each major fund, and the aggregate remaining fund information of the Town as of September 30, 2023, and the respective changes in financial position, and, where applicable, cash flows thereof for the year then ended in accordance with accounting principles generally accepted in the United States of America.

Basis for Opinions

We conducted our audit in accordance with auditing standards generally accepted in the United States of America and the standards applicable to financial audits contained in *Government Auditing Standards*, issued by the Comptroller General of the United States. Our responsibilities under those standards are further described in the Auditor's Responsibilities for the Audit of the Financial Statements section of our report. We are required to be independent of the Town and to meet our other ethical responsibilities, in accordance with the relevant ethical requirements relating to our audit. We believe that the audit evidence we have obtained is sufficient and appropriate to provide a basis for our audit opinions.

Responsibilities of Management for the Financial Statements

Management is responsible for the preparation and fair presentation of the financial statements in accordance with accounting principles generally accepted in the United States of America, and for the design, implementation, and maintenance of internal control relevant to the preparation and fair presentation of financial statements that are free from material misstatement, whether due to fraud or error.

In preparing the financial statements, management is required to evaluate whether there are conditions or events, considered in the aggregate, that raise substantial doubt about the Town's ability to continue as a going concern for twelve months beyond the financial statement date, including any currently known information that may raise substantial doubt shortly thereafter.

Auditor's Responsibilities for the Audit of the Financial Statements

Our objectives are to obtain reasonable assurance about whether the financial statements as a whole are free from material misstatement, whether due to fraud or error, and to issue an auditor's report that includes our opinions. Reasonable assurance is a high level of assurance but is not absolute assurance and therefore is not a guarantee that an audit conducted in accordance with generally accepted auditing standards and *Government Auditing Standards* will always detect a material misstatement when it exists. The risk of not detecting a material misstatement resulting from fraud is higher than for one resulting from error, as fraud may involve collusion, forgery, intentional omissions, misrepresentations, or the override of internal control. Misstatements are considered material if there is a substantial likelihood that, individually or in the aggregate, they would influence the judgment made by a reasonable user based on the financial statements.

In performing an audit in accordance with generally accepted auditing standards and *Government Auditing Standards*, we:

- Exercise professional judgment and maintain professional skepticism throughout the audit.
- Identify and assess the risks of material misstatement of the financial statements, whether due to fraud or error, and design and perform audit procedures responsive to those risks. Such procedures include examining, on a test basis, evidence regarding the amounts and disclosures in the financial statements.
- Obtain an understanding of internal control relevant to the audit in order to design audit procedures that are appropriate in the circumstances, but not for the purpose of expressing an opinion on the effectiveness of the Town's internal control. Accordingly, no such opinion is expressed.
- Evaluate the appropriateness of accounting policies used and the reasonableness of significant accounting estimates made by management, as well as evaluate the overall presentation of the financial statements.
- Conclude whether, in our judgment, there are conditions or events, considered in the aggregate, that raise substantial doubt about the Town's ability to continue as a going concern for a reasonable period of time.

We are required to communicate with those charged with governance regarding, among other matters, the planned scope and timing of the audit, significant audit findings, and certain internal control-related matters that we identified during the audit.

Required Supplementary Information

Accounting principles generally accepted in the United States of America require that the management's discussion and analysis, budgetary schedule, and pension and OPEB schedules, on pages 7-14 and 66-82 be presented to supplement the basic financial statements. Such information is the responsibility of management and, although not a part of the basic financial statements, is required by the Governmental Accounting Standards Board who considers it to be an essential part of financial reporting for placing the basic financial statements in an appropriate operational,

economic, or historical context. We have applied certain limited procedures to the required supplementary information in accordance with auditing standards generally accepted in the United States of America, which consisted of inquiries of management about the methods of preparing the information and comparing the information for consistency with management's responses to our inquiries, the basic financial statements, and other knowledge we obtained during our audit of the basic financial statements. We do not express an opinion or provide any assurance on the information because the limited procedures do not provide us with sufficient evidence to express an opinion or provide any assurance.

Other Information

Management is responsible for the other information included in the annual report. The other information comprises the introductory section but does not include the basic financial statements and our auditor's report thereon. Our opinions on the basic financial statements do not cover the other information, and we do not express an opinion or any form of assurance thereon.


In connection with our audit of the basic financial statements, our responsibility is to read the other information and consider whether a material inconsistency exists between the other information and the basic financial statements, or the other information otherwise appears to be materially misstated. If, based on the work performed, we conclude that an uncorrected material misstatement of the other information exists, we are required to describe it in our report.

Other Reporting Required by Government Auditing Standards

In accordance with *Government Auditing Standards*, we have also issued our report dated June 5, 2024, on our consideration of the Town's internal control over financial reporting and on our tests of its compliance with certain provisions of laws, regulations, contracts, and grant agreements and other matters. The purpose of that report is solely to describe the scope of our testing of internal control over financial reporting and compliance and the results of that testing, and not to provide an opinion on the effectiveness of the Town's internal control over financial reporting or on compliance. That report is an integral part of an audit performed in accordance with *Government Auditing Standards* in considering the Town's internal control over financial reporting and compliance.

Carr, Riggs & Ingram, L.L.C.

Melbourne, Florida
June 5, 2024



THIS PAGE IS INTENTIONALLY LEFT BLANK.

Town of Indialantic, Florida Management's Discussion and Analysis

As management of the Town of Indialantic, Florida, we offer readers of the Town of Indialantic, Florida's financial statements this narrative overview and analysis of the financial activities of the Town of Indialantic, Florida for the fiscal year ended September 30, 2023.

Financial Highlights

- The assets of the Town of Indialantic, Florida exceeded its liabilities at the close of the most recent fiscal year by \$8,427,993 (net position). Of this amount, \$3,875,568 (unrestricted net position) may be used to meet the government's ongoing obligations to citizens and creditors.
- The Town's total net position increased by \$1,464,452 from the previously stated net position.
- The Town's long-term debt outstanding on September 30, 2023 was \$1,464,029.
- As of the close of the current fiscal year, the Town of Indialantic, Florida's governmental funds reported combined ending fund balances of \$5,367,884 an increase of \$1,290,140 over the prior year. Approximately 41% of this total amount, \$2,207,720 is available for spending at the government's discretion (unassigned fund balance), and represents approximately 45% of total governmental fund expenditures, excluding capital outlay.

Overview of the Financial Statements

This discussion and analysis are intended to serve as an introduction to the Town of Indialantic, Florida's basic financial statements. The Town of Indialantic, Florida's basic financial statements is comprised of three components: 1) government-wide financial statements, 2) fund financial statements, and 3) notes to the financial statements. This report also contains other supplementary information in addition to the basic financial statements themselves.

Government-wide financial statements. The government-wide financial statements are designed to provide readers with a broad overview of the Town of Indialantic, Florida's finances, in a manner like a private-sector business.

The statement of net position presents information on all the Town of Indialantic, Florida's assets and liabilities, with the difference between the two reported as net position. Over time, increases or decreases in net position may serve as a useful indicator of whether the financial position of the Town of Indialantic, Florida is improving or deteriorating.

The statement of activities presents information showing how the Town's net position changed during the most recent fiscal year. All changes in net position are reported as soon as the underlying event giving rise to the change occurs, regardless of the timing of related cash flows. Thus, revenues and expenses are reported in this statement for some items that will only result in cash flows in future fiscal periods.

Town of Indialantic, Florida Management's Discussion and Analysis

Both government-wide financial statements distinguish functions of the Town of Indialantic, Florida that are principally supported by taxes and intergovernmental revenues (governmental activities) from other functions that are intended to recover all or a significant portion of their costs through user fees and charges (business-type activities). The governmental activities of the Town of Indialantic, Florida include general government, public safety, recreation, and physical environment. The business-type activities of the Town of Indialantic, Florida include Wavecrest Park and Indialantic (Nance) Park.

Fund financial statements. A fund is a grouping of related accounts that is used to maintain control over resources that have been segregated for specific activities or objectives. The Town of Indialantic, Florida, like other state and local governments, uses fund accounting to ensure and demonstrate compliance with finance-related legal requirements. All the funds of the Town of Indialantic, Florida can be divided into three categories: governmental funds, proprietary funds and fiduciary funds.

Governmental funds. Governmental funds are used to account for essentially the same functions reported as governmental activities in the government-wide financial statements. However, unlike the government-wide financial statements, governmental fund financial statements focus on near-term inflows and outflows of spendable resources, as well as on balances of spendable resources available at the end of the fiscal year. Such information may be useful in evaluating a government's near-term financing requirements.

Because the focus of governmental funds is narrower than that of the government-wide financial statements, it is useful to compare the information presented for governmental funds with similar information presented for governmental activities in the government-wide financial statements. By doing so, readers may better understand the long-term impact of the government's near-term financing decisions. Both the governmental fund balance sheet and the governmental fund statement of revenues, expenditures and changes in fund balances provide a reconciliation to facilitate this comparison between governmental funds and governmental activities.

The Town of Indialantic, Florida maintains two individual governmental funds. Information is presented separately in the governmental fund balance sheet and in the governmental fund statement of revenues, expenditures, and changes in fund balances for the general fund, which is a major fund. Data from the other governmental fund is presented as a non-major fund.

Proprietary funds. The Town of Indialantic, Florida maintains two different types of proprietary funds. Enterprise funds are used to report the same functions as business-type activities in government-wide financial statements. The Town of Indialantic, Florida uses an enterprise fund to account for the activities of its Wavecrest Park and for its Indialantic (Nance) Park.

Proprietary funds provide the same type of information as the government-wide financial statements, only in more detail. The proprietary fund financial statements provide information for Wavecrest Park and Indialantic (Nance) Park, which together is considered to be major fund of the Town of Indialantic, Florida.

Town of Indialantic, Florida Management's Discussion and Analysis

Fiduciary funds. Fiduciary funds are used to account for resources held for the benefit of parties outside the government. Fiduciary funds are not reflected in the government-wide financial statement because the resources of those funds are not available to support the Town of Indialantic, Florida's own programs. The accounting used for fiduciary funds is much like that used for proprietary funds.

Notes to the financial statements. The notes provide additional information that is essential to a full understanding of the data provided in the government-wide and fund financial statements. The notes to the financial statements can be found on pages 33-63 of this report.

Other information. In addition to the basic financial statements and accompanying notes, this report also presents certain required supplementary information concerning the Town of Indialantic, Florida's budgetary compliance and pension obligations. The Town of Indialantic, Florida adopts an annual appropriated budget for its general fund. A budgetary comparison statement has been provided for the general fund to demonstrate compliance with this budget.

Required supplementary information can be found on pages 66-82 of this report.

Government-wide Financial Analysis

As noted earlier, net position may serve over time as a useful indicator of a government's financial position. In the case of the Town of Indialantic, Florida, assets and deferred outflows exceeded liabilities and deferred inflows by \$8,427,993 at the close of the most recent fiscal year.

The following table reflects the condensed statement of net position:

	Governmental Activities		Business-type Activities		Total	
	2023	2022	2023	2022	2023	2022
Current assets	\$5,479,216	\$4,912,757	\$537,944	\$512,678	\$5,607,160	\$5,425,435
Capital assets	5,504,318	5,734,399	498,977	325,292	6,003,295	6,059,691
Total assets	<u>10,983,534</u>	<u>10,647,156</u>	<u>1,036,921</u>	<u>837,970</u>	<u>11,610,455</u>	<u>11,485,126</u>
Deferred outflows	1,077,435	1,808,003	34,367	33,061	1,111,802	1,841,044
Noncurrent liabilities	3,691,324	4,593,687	79,468	95,350	3,770,792	4,689,037
Other liabilities	142,108	842,283	3,724	5,356	145,832	847,639
Total liabilities	<u>3,833,432</u>	<u>5,435,970</u>	<u>83,192</u>	<u>100,706</u>	<u>3,916,624</u>	<u>5,536,676</u>
Deferred inflow	745,893	785,174	41,747	40,799	787,640	825,973
Net position:						
Net investment						
In capital assets	4,040,289	3,829,130	498,977	325,292	4,539,266	4,154,422
Restricted	12,969	12,968	-	189,345	12,969	202,313
Unrestricted	3,428,386	2,391,917	447,372	214,889	3,875,758	2,606,806
Total net position	<u>\$7,481,644</u>	<u>\$6,234,015</u>	<u>\$946,349</u>	<u>\$729,526</u>	<u>\$8,427,993</u>	<u>\$6,963,541</u>

Town of Indialantic, Florida Management's Discussion and Analysis

The largest portion of the Town of Indialantic, Florida's net position (54%) reflects its investment in capital assets (e.g., land, buildings, improvements other than buildings, machinery and equipment, furniture and fixtures and infrastructure); less any related debt used to acquire those assets that are still outstanding. The Town of Indialantic, Florida uses these capital assets to provide services to citizens; consequently, these assets are not available for future spending.

An additional portion of the Town of Indialantic, Florida's net position, \$12,969 and \$202,313 on September 30, 2023 and 2022, respectively, (both < 1%), represents resources that are subject to external restrictions on how they may be used. The remaining balance of unrestricted net position, \$3,875,758 and \$2,606,806 on September 30, 2023 and 2022, respectively, may be used/has been used to meet the government's ongoing obligations to citizens and creditors.

The following table shows condensed revenue and expense data:

Town of Indialantic, Florida's Statement of Activities

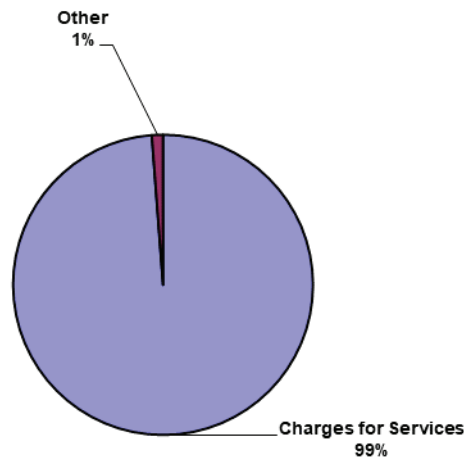
	Governmental Activities		Business-type Activities		Total	
	2023	2022	2023	2022	2023	2022
Revenues:						
Program revenues:						
Charges for services	\$ 166,978	\$ 231,529	\$ 753,187	\$ 682,656	\$ 920,165	\$ 914,185
Operating grants and contributions	736,697	743,353	-	-	736,697	743,353
Capital grants and contributions	20,125	33,358	-	189,345	20,125	222,703
General revenues	5,454,460	4,922,403	9,149	33,838	5,463,609	4,956,241
Total revenues	<u>6,378,260</u>	<u>5,930,643</u>	<u>762,336</u>	<u>905,839</u>	<u>7,140,596</u>	<u>6,836,482</u>
Expenses:						
General government	870,144	741,828	-	-	870,144	741,828
Public safety	3,184,898	2,860,613	-	-	3,184,898	2,860,613
Recreation	22,402	9,112	-	-	22,402	9,112
Physical environment	966,937	805,424	-	-	966,937	805,424
Interest on long term debt	86,250	71,398	-	-	86,250	71,398
Parks	-	-	545,513	539,446	545,513	539,446
Total expenses	<u>5,130,631</u>	<u>4,488,375</u>	<u>545,513</u>	<u>539,446</u>	<u>5,676,144</u>	<u>5,027,821</u>
Increase (decrease) in net position	<u>1,247,629</u>	<u>1,442,268</u>	<u>216,823</u>	<u>366,393</u>	<u>1,464,452</u>	<u>1,808,661</u>
Net position - beginning of year	<u>6,234,015</u>	<u>4,791,747</u>	<u>729,526</u>	<u>363,133</u>	<u>6,963,541</u>	<u>5,154,880</u>
Net position - ending	<u>\$ 7,481,644</u>	<u>\$ 6,234,015</u>	<u>\$ 946,349</u>	<u>\$ 729,526</u>	<u>\$ 8,427,993</u>	<u>\$ 6,963,541</u>

Governmental activities. Governmental activities increased the Town's net position by \$1,247,629 accounting for a 20% increase in the overall increase of the government's net position compared to an increase of \$1,442,268 in the prior year. Revenues from governmental activities increased \$447,617, due to increased property values resulting in more property taxes and higher rates for utility taxes. Total expenses from governmental activities increased \$642,256 from the prior year. Expenses increased primarily due to raises and related employee benefits.

Town of Indialantic, Florida Management's Discussion and Analysis

Business-type activities. Business-type activities increased the Town of Indialantic, Florida's net position by \$216,823, compared to an increase of \$366,393 in the prior year. Total business-type revenue decreased \$143,503 from the previous fiscal year, as we no longer had donations for a new playground. Total business-type expenses increased \$6,067.

2023 Revenues by Source - Business-type Activities



Financial Analysis of the Government's Funds

As noted earlier, the Town of Indialantic, Florida uses fund accounting to ensure and demonstrate compliance with finance-related legal requirements.

Governmental funds. The focus of the Town of Indialantic, Florida's governmental funds is to provide information on near-term inflows, outflows and balances of spendable resources. Such information is useful in assessing the Town of Indialantic, Florida's financing requirements. In particular, unassigned fund balance may serve as a useful measure of the Town's net resources available for spending at the end of the fiscal year.

As of the end of the current fiscal year, the Town of Indialantic, Florida's governmental funds reported combined ending fund balances of \$5,367,884, an increase of \$1,290,140 in comparison with the prior year. Approximately 41% of this total amount (\$2,207,720) constitutes unassigned/assigned fund balance, which is available for spending at the government's discretion. The remainder of fund balance (\$3,160,164) is restricted or committed to indicate that it is not available for new spending because it has already been restricted to law enforcement related activities (\$12,969), debt service (\$332,060) and committed for maintenance of the sign at the entrance to Nance Park (\$1,000), equipment purchase (\$746,426), road resurfacing (\$565,000), employee benefits (\$73,691), replacement of stormwater (\$501,000), upgrade and repair Riverside Park Pier (\$250,000), Fifth Ave business improvements (\$100,000), Fifth Ave median (\$256,300) and hurricane debris removal & insurance deductible (\$321,718).

Town of Indialantic, Florida Management's Discussion and Analysis

The General fund is the chief operating fund of the Town of Indialantic, Florida. At the end of the current fiscal year, unassigned fund balance of the General fund was \$2,207,720. As a measure of the General fund's liquidity, it may be useful to compare unassigned fund balance to total fund expenditures, excluding capital outlay. Unassigned fund balance represents 45% of total General fund expenditures, excluding capital outlay.

The fund balance of the Town of Indialantic, Florida's General fund increased by \$1,267,194 during the current fiscal year, compared to a \$1,158,535 increase in the prior year. Total operating expenditures increased by \$297,686 from the prior year (primarily due to raises) while total revenues increased by \$406,345 from the prior year (primarily due to property taxes).

Proprietary fund. The Town of Indialantic, Florida's proprietary fund provides the same type of information found in the government-wide financial statements, but in more detail.

Unrestricted net position of the Wavecrest Park and Indialantic (Nance) Park fund at the end of the year amounted to \$447,372. The total net position of this fund increased \$216,823 in the current year compared to an increase of \$366,393 in the prior year. Total operating revenues increased by \$70,531, due to increased meter rates, while expenses increased by \$6,067.

General Fund Budgetary Highlights. Differences between the original budget and the final amended budget were primarily due to budgeted revenues and expenditures associated with increases in taxes, permits and fees, grants, donations and increases in intergovernmental revenues.

The Town's actual revenues were \$1,058,885 more than budgeted revenues as use of ARPA funds were not budgeted.

The Town's actual expenditures were \$2,112,850 less than budgeted expenditures mainly because of actual physical environment and general government expenditures being less than budgeted by \$2,096,861. The general fund budget to actual can be found on page 81 of this report.

Capital Asset and Debt Administration

Capital assets. The Town of Indialantic, Florida's investment in capital assets for its governmental and business-type activities as of September 30, 2023, amounted to \$6,003,295 (net of accumulated depreciation). This investment in capital assets includes land, buildings, improvements, machinery and equipment, fixtures, and other infrastructure items. .

Major capital asset additions of \$172,835 for governmental activities and \$224,007 for business-type activities during the current fiscal year included the following:

- The purchase of a patrol vehicle.
- The purchase of stormwater pipe replacements.
- The purchase of a new air conditioner for server room.
- The tiling of town hall and new doors in council chambers and town manager's office.
- Sidewalk replacement Tradewinds Terrace and Sunset Park.
- Nance Park playground equipment, turf and shade structure.
- The purchase of 2 kiosks for the beach area.

Town of Indialantic, Florida Management's Discussion and Analysis

These increases were offset by depreciation expense \$395,273 for governmental activities and \$50,322 for business-type activities. In addition, the Town disposed of certain assets in governmental and business-type activities with a net book value of \$7,643.

Town of Indialantic, Florida's Capital Assets

	Governmental Activities		Business-type activities		Total	
	2023	2022	2023	2022	2023	2022
Land	\$ 1,144,421	\$ 1,144,421	\$ -	\$ -	\$ 1,144,421	\$ 1,144,421
Buildings	176,342	198,157	-	-	176,342	198,157
Improvements other than buildings	330,481	311,876	301,465	279,688	631,946	591,564
Equipment	632,573	718,018	47,347	38,128	679,920	756,146
Furniture and fixtures	-	-	150,165	7,476	150,165	7,476
Infrastructure	3,220,501	3,361,927	-	-	3,220,501	3,361,927
Total	\$ 5,504,318	\$ 5,734,399	\$ 498,977	\$ 325,292	\$ 6,003,295	\$ 6,059,691

Additional information on the Town of Indialantic, Florida's capital assets, can be found in Note 2.C. on page 46-47 of this report.

Long-term debt. The governing body of every municipality may borrow money, contract loans, and issue bonds, as defined in Florida State Statute 166.101, from time to time to finance the undertaking of any capital or any other project for the purpose permitted by the State Constitution and may pledge of the funds, credit, property and taxing power of the municipality for the payment of such debts and bonds. Florida has no legal debt limit.

During the year ended September 30, 2018, the Town held a referendum to approve the issuance of debt, supported by a debt millage rate of 1%, to replace the Town's stormwater infrastructure. The Town issued the \$3,000,000 Town of Indialantic, Florida Limited Ad Valorem Tax Note, series 2018 on October 26, 2018. The Town has completed several stormwater pipe replacement projects this past fiscal year with bond funds.

Additional information on the Town of Indialantic, Florida's long-term debt, can be found in Note 2.D. on page 48 of this report.

Economic Factors and Next Year's Budgets and Rates

- The Town of Indialantic has grown over the years in the number of residences, residential structures and commercial establishments. Most of the construction activity today involves the redevelopment of residential properties. The rate of growth has fluctuated based on County economic conditions. The 2023 taxable value is reflected as \$605,428,666.
- The Town currently has 1,556 housing units.
- The April 2023 population, as estimated by the Bureau of Economic and Business Research for the University of Florida was placed at 3,005.

Town of Indialantic, Florida Management's Discussion and Analysis

- Numerous improvements were made to businesses and residences during the fiscal year ending September 30, 2023. Building permits were issued for 1 new single-family residences as well as 2 multi-family buildings.
- The fiscal year 2023 millage rate was 5.9475 and the fiscal year 2024 millage rate is 5.9810. The Town has retired all lease/purchase agreements and is focusing on providing General Fund reserve revenue committed to certain future expenses as well as budgeting monies to provide necessary funds for when expenses are projected.
- Our capital improvement plans are as follows;
 - \$250,000 mill resurface South Riverside Dr.
 - \$140,000 resurface S. Shannon Ave. from Melbourne Ave to 5th Ave
 - \$175,000 to resurface S. Ramona Ave
 - \$351,000 for future stormwater pipes
 - \$250,000 repair pier
 - \$581,426 New Fire Truck
 - 150,000 to add pipes to 500 block of Watson & 400 block of Genesee Ave
 - 256,300 5th Avenue median
 - 100,000 for future improvements on 5th Avenue business district
 - 65,000 to replace police vehicle

Requests for Information

This financial report is designed to provide a general overview of the Town of Indialantic, Florida's finances for all those with an interest in the government's finances. Questions concerning any of the information provided in this report or requests for additional financial information should be addressed to the Office of the Finance Director, Town Hall, 216 Fifth Avenue Indialantic, Florida 32903.



TOWN OF INDIALANTIC, FLORIDA
Basic Financial Statements

THIS PAGE IS INTENTIONALLY LEFT BLANK.

**Town of Indialantic, Florida
Statement of Net Position**

<i>September 30, 2023</i>	Primary Government		Total
	Governmental Activities	Business-type Activities	
ASSETS			
Cash and cash equivalents	\$ 5,069,489	\$ 622,866	\$ 5,692,355
Accounts receivables, net	159,007	39,282	198,289
Due from other governments	126,516	-	126,516
Internal accounts	124,204	(124,204)	-
Capital assets (net of accumulated depreciation):			
Land	1,144,421	-	1,144,421
Buildings	176,342	-	176,342
Improvements other than buildings	330,481	301,465	631,946
Equipment	632,573	47,347	679,920
Furniture and fixtures	-	150,165	150,165
Infrastructure	3,220,501	-	3,220,501
Total assets	10,983,534	1,036,921	12,020,455
DEFERRED OUTFLOWS OF RESOURCES			
Deferred outflows - General employees pension	150,580	6,914	157,494
Deferred outflows - OPEB	412,095	27,453	439,548
Deferred outflows - Police & fire pension	514,760	-	514,760
Total deferred outflow of resources	1,077,435	34,367	1,111,802

The accompanying notes are an integral part of this financial statement.

Town of Indialantic, Florida
Statement of Net Position

<i>September 30, 2023</i>	Primary Government		Total
	Governmental Activities	Business-type Activities	
LIABILITIES			
Accounts payable	\$ 1	\$ -	\$ 1
Accrued payroll and related liabilities	72,456	816	73,272
Unearned revenue	13,850	2,908	16,758
Other liabilities	55,801	-	55,801
Long-term liabilities:			
Due within one year:			
Revenue bonds payable	301,290	-	301,290
OPEB liability	61,753	4,444	66,197
Compensated absences	74,207	3,125	77,332
Due in more than one year:			
Compensated absences	84,517	-	84,517
Revenue bonds payable	1,162,739	-	1,162,739
Net pension liabilities	1,165,358	17,861	1,183,219
OPEB liability	841,460	54,038	895,498
Total liabilities	3,833,432	83,192	3,916,624
DEFERRED INFLOWS OF RESOURCES			
Deferred inflows - Business tax receipts	17,130	-	17,130
Deferred inflows - Police & fire pension	60,148	-	60,148
Deferred inflows - General employees pension	125,926	5,782	131,708
Deferred inflows - OPEB	542,689	35,965	578,654
Total deferred inflows of resources	745,893	41,747	787,640
NET POSITION			
Investment in capital assets	4,040,289	498,977	4,539,266
Restricted for:			
Law enforcement	12,969	-	12,969
Unrestricted	3,428,386	447,372	3,875,758
Total net position	\$ 7,481,644	\$ 946,349	\$ 8,427,993

The accompanying notes are an integral part of this financial statement.

THIS PAGE IS INTENTIONALLY LEFT BLANK.

Town of Indialantic, Florida
Statement of Activities

Year ended September 30, 2023

Program Revenues

Functions/Programs	Expenses	Charges for Services and Fines	Operating Grants and Contributions	Capital Grants and Contributions
Primary Government				
Governmental activities:				
General government	\$ 870,144	\$ 151,310	\$ 8,456	\$ -
Public safety	3,184,898	15,668	728,241	7,675
Recreational	22,402	-	-	-
Physical environment	966,937	-	-	12,450
Interest on long term debt	86,250	-	-	-
Total governmental activities	5,130,631	166,978	736,697	20,125
Business-type activities:				
Parks	545,513	753,187	-	-
Total business-type activities	545,513	753,187	-	-
Total primary government	\$ 5,676,144	\$ 920,165	\$ 736,697	\$ 20,125

General revenues:

Property taxes

Public utility taxes

Franchise taxes

Shared revenues restricted for specific programs

Unrestricted investment earnings

Miscellaneous

Contributions

Total general revenues

Change in net position

Net position, beginning of year

Net position, end of year

The accompanying notes are an integral part of this financial statement.

Net (Expense) Revenue and Changes in Net Position
Primary Government

Governmental Activities	Business-type Activities	Total
\$ (710,378)	\$ -	\$ (710,378)
(2,433,314)	-	(2,433,314)
(22,402)	-	(22,402)
(954,487)	-	(954,487)
(86,250)	-	(86,250)
<u>(4,206,831)</u>	<u>-</u>	<u>(4,206,831)</u>
-	207,674	207,674
<u>-</u>	<u>207,674</u>	<u>207,674</u>
<u>(4,206,831)</u>	<u>207,674</u>	<u>(3,999,157)</u>
3,680,020	-	3,680,020
886,017	-	886,017
345,144	-	345,144
328,931	-	328,931
530	59	589
213,818	8,900	222,718
-	190	190
<u>5,454,460</u>	<u>9,149</u>	<u>5,463,609</u>
1,247,629	216,823	1,464,452
6,234,015	729,526	6,963,541
<u>\$ 7,481,644</u>	<u>\$ 946,349</u>	<u>\$ 8,427,993</u>

The accompanying notes are an integral part of this financial statement.

Town of Indialantic, Florida
Balance Sheet
Governmental Funds

<i>September 30, 2023</i>	General	Nonmajor Funds	Total Governmental Funds
ASSETS			
Cash and cash equivalents	\$ 4,724,460	\$ 345,029	\$ 5,069,489
Accounts receivable, net	159,007	-	159,007
Due from other funds	124,204	-	124,204
Due from other governments	126,516	-	126,516
Total assets	\$ 5,134,187	\$ 345,029	\$ 5,479,216
LIABILITIES AND FUND BALANCES			
Liabilities:			
Accounts payable	\$ 1	\$ -	\$ 1
Accrued payroll and related liabilities	72,456	-	72,456
Other liabilities	7,895	-	7,895
Unearned revenue	13,850	-	13,850
Total liabilities	94,202	-	94,202
Deferred inflows of resources			
Deferred inflow - business tax receipts	17,130	-	17,130
Total deferred inflows of resources	17,130	-	17,130
Fund balances:			
Restricted for:			
Law enforcement	-	12,969	12,969
Debt Service	-	332,060	332,060
Committed for:			
Indialantic (Nance) park sign maintenance	1,000	-	1,000
Equipment purchase	746,426	-	746,426
Fifth Avenue business improvements	100,000	-	100,000
Fifth Avenue median	256,300	-	256,300
Road resurfacing	565,000	-	565,000
Insurance	291,718	-	291,718
Employee benefits	73,691	-	73,691
Debris removal	30,000	-	30,000
Replacement of storm water	501,000	-	501,000
Upgrade and repair Riverside Park Pier	250,000	-	250,000
Unassigned	2,207,720	-	2,207,720
Total fund balances	5,022,855	345,029	5,367,884
Total liabilities and fund balances	\$ 5,134,187	\$ 345,029	\$ 5,479,216

The accompanying notes are an integral part of this financial statement.

Town of Indialantic, Florida
Reconciliation of the Balance Sheet of the Governmental Funds to the
Statement of Net Position

September 30, 2023

Total fund balance of governmental funds	\$	5,367,884
<p>Amounts reported for governmental activities in the statement of net position are different because:</p>		
<p>Capital assets used in governmental activities are not financial resources and, therefore, are not reported in the funds.</p>		5,504,318
<p>Deferred outflows of resources related to pensions and OPEB are not recognized in the governmental funds; however, they are recorded in the statement of net position under full accrual accounting.</p>		1,077,435
<p>Deferred inflows of resources related to the pensions and OPEB are not recognized in governmental funds; however, they are recorded in the statement of net position.</p>		(728,763)
<p>Long-term liabilities, including net OPEB obligation, net pension liability liability and compensated absences, are not due and payable in the current period and therefore, are not reported in the funds.</p>		
Net pension liability (asset)	\$ 1,165,358	
Notes payable	1,464,029	
Compensated absences	158,724	
Other postemployment benefits	903,213	
Accrued interest	<u>47,906</u>	(3,739,230)
Net position of governmental activities	\$	7,481,644

The accompanying notes are an integral part of this financial statement.

Town of Indialantic, Florida
Statement of Revenues, Expenditures and Changes in Fund Balances -
Governmental Funds

<i>Year ended September 30, 2023</i>	General	Nonmajor Funds	Total Governmental Funds
Revenues			
Taxes	\$ 4,125,715	\$ 528,549	\$ 4,654,264
Permits and fees	143,147	-	143,147
Intergovernmental	1,334,476	-	1,334,476
Charges for services	3,907	-	3,907
Fines and forfeitures	28,118	-	28,118
Interest and other	212,979	1,369	214,348
Total revenues	5,848,342	529,918	6,378,260
Expenditures			
Current:			
General government	817,706	-	817,706
Public safety	2,815,637	-	2,815,637
Physical environment	752,567	-	752,567
Recreation	22,402	-	22,402
Capital outlay	172,836	-	172,836
Debt service:			
Principal retired	-	441,240	441,240
Interest	-	65,732	65,732
Total expenditures	4,581,148	506,972	5,088,120
Net change in fund balances	1,267,194	22,946	1,290,140
Fund balances, beginning of year	3,755,661	322,083	4,077,744
Fund balances, end of year	\$ 5,022,855	\$ 345,029	\$ 5,367,884

The accompanying notes are an integral part of this financial statement.

Town of Indialantic, Florida
Reconciliation of the Statement of Revenues, Expenditures and Changes in Fund
Balances of Governmental Funds to the Statement of Activities

Year ended September 30, 2023

Net change in fund balances - total governmental funds \$ 1,290,140

Amounts reported for governmental activities in the statement of activities are different because:

Governmental funds report capital outlays as expenditures. However, in the statement of activities, the cost of those assets is allocated over their estimated useful lives as depreciation expense.

Expenditures for capital assets	\$ 172,835	
Less: current year depreciation	(395,273)	(222,438)

In the statement of activities, only the gain or loss on the sale of capital assets are reported. However, in the governmental funds, the proceeds from the sale increase financial resources. Thus, the change in net position differs from the change in fund balances by the cost of the capital assets sold or disposed.

Cost of capital assets	\$ (81,385)	
Depreciation and amortization expense	73,742	(7,643)

The issuance of long-term debt (e.g., bonds, leases) provides current financial resources to governmental funds, while the repayment of the principal of long-term debt consumes the financial resources of governmental funds. Neither transaction, however, has any effect on net position. This is the net effect of these differences in the treatment of long-term debt and related items.

Repayment of principal of long-term debt	\$ 441,240	
Accrued interest on debt	(20,518)	420,722

Under the modified accrual basis of accounting used in governmental funds, expenditures are not recognized for transactions that are not normally paid with expendable available financial resources. In the statement of activities, however, which is presented on the accrual basis, expenses and liabilities are reported regardless of when the financial resources are available.

Compensated absences	\$ (21,293)	
Other postemployment benefits liability (OPEB)	(25,420)	
Net pension liabilities	(186,439)	(233,152)

Change in net position of governmental activities	\$	1,247,629
---	----	------------------

The accompanying notes are an integral part of this financial statement.

Town of Indialantic, Florida
Statement of Net Position – Proprietary Fund

<i>September 30, 2023</i>	Parks
ASSETS	
Current assets:	
Cash and cash equivalents	\$ 622,866
Accounts receivable, net	39,282
Total current assets	662,148
Noncurrent assets:	
Capital assets:	
Property, plant and equipment	1,295,755
Less accumulated depreciation	(796,778)
Total capital assets, net of accumulated depreciation	498,977
Total noncurrent assets	498,977
Total assets	1,161,125
DEFERRED OUTFLOWS OF RESOURCES	
Deferred outflows - OPEB	27,453
Deferred outflows - General employees pension	6,914
Total deferred outflow of resources	34,367
LIABILITIES	
Current liabilities (payable from current assets):	
Accrued payroll and related liabilities	816
Accrued compensated absences	3,125
Unearned revenue	2,908
Net OPEB obligation, current	4,444
Due to other funds	124,204
Total current liabilities	135,497
Noncurrent liabilities:	
Net OPEB obligation	54,038
Net pension liability	17,861
Total noncurrent liabilities	71,899
Total liabilities	207,396
DEFERRED INFLOWS OF RESOURCES	
Deferred inflow - General employees pension	5,782
Deferred inflows - OPEB	35,965
Total deferred inflows of resources	41,747
NET POSITION	
Net investment in capital assets	498,977
Unrestricted	447,372
Total net position	\$ 946,349

The accompanying notes are an integral part of this financial statement.

Town of Indialantic, Florida
Statement of Revenues, Expenses and Changes in Fund Net Position –
Proprietary Fund

Year ended September 30, 2023

Parks

Operating revenues:	
Charges for services	\$ 632,671
Parking fines (net of bad debt of \$2,575)	120,516
Total operating revenues	753,187
Operating expenses:	
Salaries, wages and employee benefits	121,883
Contractual services	253,811
Insurance	13,250
Supplies	24,457
Depreciation	50,322
Repairs and maintenance	43,620
Utilities	10,035
Beach improvements	28,135
Total operating expenses	545,513
Operating income	207,674
Nonoperating revenues:	
Contributions	190
Miscellaneous revenue	8,900
Interest income	59
Total nonoperating revenues	9,149
Change in net position	216,823
Net position, beginning of year	729,526
Net position, end of year	\$ 946,349

The accompanying notes are an integral part of this financial statement.

Town of Indialantic, Florida
Statement of Cash Flows - Proprietary Fund

<i>Year ended September 30, 2023</i>	Parks
Cash flows from operating activities:	
Cash received from customers	\$ 632,671
Cash received from parking fines	114,869
Cash paid to suppliers	(285,581)
Cash paid to employees for services	(138,130)
Net cash provided by operating activities	323,829
Cash flows from non-capital and related financing activities:	
Contributions	190
Miscellaneous proceeds	8,900
Net cash provided by non-capital and related financing activities	9,090
Cash flows from capital and related financing activities:	
Acquisition of capital assets	(224,007)
Net cash used in capital and related financing activities	(224,007)
Cash flows from investing activities:	
Interest income received	59
Net cash provided by investing activities	59
Net increase in cash and cash equivalents	108,971
Cash and cash equivalents, beginning of year	513,895
Cash and cash equivalents, end of year	\$ 622,866

The accompanying notes are an integral part of this financial statement.

Town of Indialantic, Florida
Statement of Cash Flows - Proprietary Fund (Continued)

Year ended September 30, 2023

Parks

Reconciliation of operating income to net cash

provided by operating activities:

Operating income	\$	207,674
Adjustments to reconcile operating income to net cash provided by operating activities:		
Depreciation expense		50,322
(Increase) decrease in assets:		
Accounts receivable		(8,222)
Increase (decrease) in liabilities:		
Accounts payable		(1,625)
Accrued payroll and related liabilities		(7)
Due to other funds		91,927
Accrued compensated absences		(1,261)
Net OPEB obligation		(9,087)
Net pension liability		(5,892)
Total adjustments		116,155
Net cash provided by operating activities	\$	323,829

The accompanying notes are an integral part of this financial statement.

Town of Indialantic, Florida
Statement of Fiduciary Net Position - Pension Trust Funds


<i>September 30, 2023</i>	Employee Pension Trust Funds
ASSETS	
Cash and cash equivalents	\$ 218,000
Interest receivable	12,686
Investments, at fair value	11,504,542
Total assets	11,735,228
LIABILITIES	
	5,151
NET POSITION	
Restricted for pension benefits	\$ 11,730,077

The accompanying notes are an integral part of this financial statement.

Town of Indialantic, Florida
Statement of Changes in Fiduciary Net Position - Pension Trust Funds

<i>Year ended September 30, 2023</i>	Employee Pension Trust Funds
ADDITIONS	
Contributions:	
State	\$ 109,056
Employer	275,242
Employees	98,428
Total contributions	482,726
Investment income:	
Net increase (decrease) in the fair value of investments	953,304
Less: investment related expenses	(30,804)
Interest and dividends	257,374
Total investment income	1,179,874
Total additions	1,662,600
DEDUCTIONS	
Benefits paid	675,294
Refunded contributions	21,149
Administrative expenses	40,308
Total deductions	736,751
Change in net position	925,849
Net position, beginning of year	10,804,228
Net position, end of year	\$ 11,730,077

The accompanying notes are an integral part of this financial statement.



THIS PAGE IS INTENTIONALLY LEFT BLANK.

Town of Indialantic, Florida Notes to Financial Statements

Note 1: SUMMARY OF SIGNIFICANT ACCOUNTING POLICIES

A. Reporting Entity

The Town of Indialantic, Florida (the "Town") was created pursuant to Chapter 73-129, Laws of Florida, in 1952. The Town operates under a chartered Council-Manager form of government. The Town provides a wide range of services as directed by the Town Charter, including general government, public safety, police, fire, public improvements, recreation, planning and zoning and other related general and administrative services for approximately 2,800 residents.

The accounting policies of the Town conform to generally accepted accounting principles as applicable to governments.

As required by generally accepted accounting principles, these financial statements present the government and its component units, entities for which the government is considered to be financially accountable. No potential component units were found for which the above criteria required consideration in defining the government's reporting entity.

Excluded from the reporting entity

The Indialantic Volunteer Fire Department, Inc. is a nonprofit corporation separate from the Town. This potential component unit is excluded from the reporting entity because the Town does not exert significant influence or control over the volunteer fire department, nor does it have the right to the surplus of the volunteer fire department.

B. Government-Wide and Fund Financial Statements

The government-wide financial statements (i.e., the statement of net position and the statement of activities) report information on all of the nonfiduciary activities of the primary government and its component units. For the most part, the effect of interfund activity has been removed from these statements. *Governmental activities*, which are normally supported by taxes and intergovernmental revenues, are reported separately from *Business-type activities*, which rely to a significant extent on fees and charges for support. Likewise, the *primary government* is reported separately from certain legally separate *component units* for which the primary government is financially accountable.

The statement of activities demonstrates the degree to which the direct expenses of a given function or segment are offset by program revenues. *Direct expenses* are those that are clearly identifiable with a specific function or segment. *Program revenues* include 1) charges to customers or applicants who purchase, use, or directly benefit from goods, services or privileges provided by a given function or segment, and 2) grants and contributions that are restricted to meeting the operational or capital requirements of a particular function or segment. Taxes and other items not properly included among program revenues are reported instead as *general revenues*.

Separate financial statements are provided for governmental funds, proprietary funds and fiduciary funds, even though the latter are excluded from the government-wide financial statements. Major individual governmental funds and major individual enterprise funds are reported as separate columns in the fund financial statements.

Town of Indialantic, Florida Notes to Financial Statements

Note 1: SUMMARY OF SIGNIFICANT ACCOUNTING POLICIES (Continued)

C. Measurement Focus, Basis Of Accounting, and Financial Statement Presentation

The government-wide financial statements are reported using the *economic resources measurement focus* and the *accrual basis of accounting*, as are the proprietary fund and fiduciary fund financial statements. Revenues are recorded when earned and expenses are recorded when a liability is incurred, regardless of the timing of related cash flows. Property taxes are recognized as revenues in the year for which they are levied. Grants and similar items are recognized as revenue as soon as all eligibility requirements imposed by the provider have been met.

Governmental fund financial statements are reported using the *current financial resources measurement focus* and the *modified accrual basis of accounting*. Revenues are recognized as soon as they are both measurable and available. Revenues are considered to be *available* when they are collectible within the current period or soon enough thereafter to pay liabilities of the current period. For this purpose, the government considers revenues to be available if they are collected within 60 days of the end of the current fiscal period. Expenditures generally are recorded when a liability is incurred, as under accrual accounting. However, debt service expenditures, as well as expenditures related to compensated absences and claims and judgments, are recorded only when payment is due.

Property taxes, franchise taxes, licenses and interest associated with the current fiscal period are all considered to be susceptible to accrual and so have been recognized as revenues of the current fiscal period. All other revenue items are considered to be measurable and available only when cash is received by the government.

The Town reports the following major governmental funds:

The *General Fund* is the government's primary operating fund. It accounts for all financial resources of the government, except those required to be accounted for in another fund.

The Town reports the following major proprietary fund:

The *Parks fund* accounts for operational and maintenance costs of Wavecrest Park and Indialantic (Nance) Park.

Additionally, the Town reports the following fund types:

The *pension trust funds* account for assets, liabilities, revenues and expenses of the pension plans of the Town's general employees, police officers and firefighters. The activities of these funds are subject to state mandatory regulations, local ordinances and the policies of the governing boards.

The Town's nonmajor governmental funds consists of the *Special Investigative Trust Fund*, which accounts for revenues received per state forfeiture statutes that are used for police investigative expenses; and the *Debt Service Fund* which is used to account for the proceeds from a voter approved 1 mil ad-valorem tax, and payment of the related debt.

Town of Indianalantic, Florida Notes to Financial Statements

Note 1: SUMMARY OF SIGNIFICANT ACCOUNTING POLICIES (Continued)

C. Measurement Focus, Basis Of Accounting, and Financial Statement Presentation (continued)

The effect of interfund activity has been eliminated from the government-wide financial statements.

Amounts reported as *program revenues* include 1) charges to customers or applicants for goods, services, or privileges provided, 2) operating grants and contributions, and 3) capital grants and contributions. Internally dedicated resources are reported as *general revenues* rather than as program revenues. Likewise, general revenues include all taxes.

Proprietary funds distinguish *operating* revenues and expenses from *non-operating* items. Operating revenues and expenses generally result from providing services and providing and delivering goods in connection with the proprietary fund's principal ongoing operations. The principal operating revenues of both enterprise funds are charges to customers for sales and services. Operating expenses for enterprise funds include the cost of sales and services, administrative expenses, and depreciation on capital assets. All revenues and expenses not meeting this definition are reported as non-operating revenues and expenses.

When both restricted and unrestricted resources are available for use, it is the government's policy to use restricted resources first, then unrestricted resources as they are needed.

D. Budgetary Information

As permitted by GASBC 2400, *Budgetary Reporting*, the Town has elected to disclose all budgetary information in the notes to the required supplementary information (RSI). Please refer to the accompanying notes to the RSI for the Town's budgetary information.

E. Assets, Deferred Outflows, Liabilities, Deferred Inflows and Net Position or Equity

1. Cash and investments

The Town's cash and cash equivalents are considered to be cash on hand, demand deposits and short-term investments with original maturities of three months or less from the date of acquisition.

Deposits available within various funds, except pension trust funds, were consolidated for investment purposes. Substantially all deposits at September 30, 2023, were invested using the pooled investment concept. Interest earned was allocated to the various funds based on their average cash and investment balances.

Investments are reported at fair value, with the exception of external investment pools which comply with the criteria set forth in Section 150: *Investments* of the GASB Codification and have elected to measure their investments at amortized cost. Accordingly, the fair value of the Town's position in the external investment pools having met these criteria is equal to the value of the pooled shares.

Town of Indialantic, Florida Notes to Financial Statements

Note 1: SUMMARY OF SIGNIFICANT ACCOUNTING POLICIES (Continued)

E. Assets, Deferred Outflows, Liabilities, Deferred Inflows and Net Position or Equity (continued)

1. Cash and investments (continued)

The investment of municipal funds is authorized by Florida Statutes which allows the Town to invest in the Local Government Surplus Funds Trust Fund administered by the State Board of Administration, direct and indirect obligations of the United States Government, obligations of Federal Government agencies, time deposits or savings accounts of financial institutions under Federal and State regulation, and mutual funds that invest solely in obligations of the United States Government or its agencies.

Florida State Statutes Chapters 175 and 185 regulate types of investments that may be held by the Police and Firefighters' Pension Trust Funds. The investment guidelines have been augmented by a Town ordinance that has adopted specific investment policies. Compliance with the policies and guidelines have been evaluated by the pension board.

2. Receivables and payables

Activity between funds that are representative of lending/borrowing arrangements outstanding at the end of the fiscal year are referred to as either "due to/from other funds" (i.e., the current portion of interfund loans) or "advances to/from other funds" (i.e., the non-current portion of interfund loans). All other outstanding balances between funds are reported as "due to/from other funds." Any residual balances outstanding between the governmental activities and business-type activities are reported in the government-wide financial statements as "internal balances."

The Town is permitted by State law to levy taxes up to 10 mills on assessed valuation. The Indialantic Town Council levy for the fiscal year ended September 30, 2023 was 5.9475 mills, as approved by a unanimous vote. Additionally, a 1.0 mil is levied for voted bond debt service costs as discussed in Note 2D. Current tax collections for the Town were approximately 97% of the total tax levy.

As provided by law, the Brevard County Property Appraiser assesses all properties for ad valorem taxing purposes and the Brevard County Tax Collector collects and distributes all taxes. Ad valorem taxes are levied based on the property valuation as of January 1. The fiscal year for which ad valorem taxes are levied begins on October 1. Taxes are due beginning November 1, delinquent on April 1, and lien on May 30.

Property tax revenues are recognized in the fiscal year for which they are budgeted and also become due and payable. Virtually all unpaid taxes are collected via tax sale certificates sold on or prior to June 1; therefore, no material taxes are receivable at fiscal year-end.

All account and tax receivables are shown net of an allowance for uncollectibles. Accounts receivable in the Park fund are shown net of allowance for uncollectibles of \$15,820.

Town of Indianalantic, Florida Notes to Financial Statements

Note 1: SUMMARY OF SIGNIFICANT ACCOUNTING POLICIES (Continued)

E. Assets, Deferred Outflows, Liabilities, Deferred Inflows and Net Position or Equity (continued)

3. Capital assets

Capital assets, which include property, equipment, and infrastructure assets (e.g., roads, bridges, sidewalks, and similar items), are reported in the applicable governmental or business-type activities columns in the government-wide financial statements. Capital assets are defined by the government as assets with an initial, individual cost of more than \$5,000 and an estimated useful life in excess of three years. Such assets are recorded at historical cost or estimated historical cost if purchased or constructed. Donated capital assets are recorded at estimated acquisition value.

The costs of normal maintenance and repairs that do not add to the value of the asset or materially extend assets lives are not capitalized.

Capital assets of the primary government are depreciated using the straight line method over the following estimated useful lives:

Buildings	40 years
Improvements other than buildings	5 to 20 years
Infrastructure	25 to 40 years
Machinery and equipment	5 to 20 years
Vehicles	5 years

4. Compensated absences

It is the Town's policy to permit employees to accumulate earned but unused vacation and sick pay benefits. All vacation is accrued when incurred in the government-wide and proprietary fund type financial statements. A liability for these amounts is reported in governmental funds only if they have matured, for example, as a result of employee resignations and retirements.

5. Unearned revenue

Unearned revenue includes amounts collected before the revenue recognition criteria are met. The unearned items consist primarily of funds received for grants that have not yet been expended for the required purpose.

6. Long-term liabilities

In the government-wide financial statements and proprietary fund types in the fund financial statements, long-term debt and other long-term obligations are reported as liabilities in the applicable governmental activities, business-type activities or proprietary fund statement of net position.

Note 1: SUMMARY OF SIGNIFICANT ACCOUNTING POLICIES (Continued)

E. Assets, Deferred Outflows, Liabilities, Deferred Inflows and Net Position or Equity (continued)

7. Defined Benefit Pension Plans

The Town administers two single-employer, defined benefit pension plans: the Police Officers' and Firefighters' Retirement System and the General Employees' Pension Plan. For purposes of measuring the net pension asset or liability, deferred outflows of resources and deferred inflows of resources related to pensions, and pension expense, information about the fiduciary net positions of the two defined benefit pension plans and additions to/deductions from the two defined benefit pension plan's fiduciary net positions have been determined on the same basis as they are reported by the plans. For this purpose, contributions are recognized in the period in which the contributions are due. The Town's employer contributions are recognized when due, and the Town has a legal requirement to provide the contributions. Benefits and refunds are recognized when due and payable in accordance with the respective terms of the Town's two defined benefit pension plans.

8. Other Post-Employment Benefits

The Town participates in a single employer defined benefit other post-employment plan. The Town does not have a trust for the plan, and there is no actuarial determined contribution. The net liability or asset is determined in accordance with GASBC P52, *Other Post-Employment Benefits*.

9. Deferred outflows / inflows of resources

In addition to assets, the statement of net position and balance sheet will sometimes report a separate section for deferred outflows of resources and deferred inflows of resources. This separate financial statement element, deferred outflows of resources, represents a consumption of net position that applies to a future period and will not be recognized as an outflow of resources (expense/expenditure) until then. This separate financial statement element, deferred inflows of resources, represents an acquisition of net position that applies to a future period and so will not be recognized as an inflow of resources (revenue) until that time.

The deferred outflows and inflows are an aggregate of items related to tax revenue and pensions and other post-employment benefits (OPEB) as calculated in accordance with GASBC P20, *Pension Activities* and GASBC P52, *Other Post-Employment Benefits*.

10. Fund equity

The governmental fund financial statements present fund balances based on classifications that comprise a hierarchy that is based primarily on the extent to which the Town is bound to honor constraints on the specific purposes for which amounts in the respective governmental funds can be spent. The classifications used in the governmental fund financial statements are as follows:

Restricted Fund Balance – This portion of the fund balance will consist of those monies that have restrictions from external resource providers or imposed by law through constitutional provisions or enabling legislation placed on their use.

Town of Indianalantic, Florida Notes to Financial Statements

Note 1: SUMMARY OF SIGNIFICANT ACCOUNTING POLICIES (Continued)

E. Assets, Deferred Outflows, Liabilities, Deferred Inflows and Net Position or Equity (continued)

Committed Fund Balance – This portion of the fund balance will consist of those monies earmarked by Council through resolution that are intended to be used for a particular purpose.

Assigned Fund Balance – This portion of the fund balance for the General Fund consists of those monies budgeted to be spent during the following fiscal year as cash carry forward to cover the budget deficit, and encumbrances as approved by Town Council.

Unassigned Fund Balance – This portion of the fund balance for the General Fund will consist of those monies not specifically earmarked by Council for a particular project. Additionally, any revenue received in a fiscal year in excess of expenditures will automatically fall to unassigned fund balance. Council may also budget monies in the Town’s annual fiscal year budget for this category.

The Town would typically use restricted fund balances first, followed by committed and assigned resources, as appropriate opportunities arise, but reserves the right to selectively spend unassigned resources first to defer the use of these other classified funds.

11. Use of Estimates

The preparation of financial statements in conformity with accounting principles generally accepted in the United States (GAAP) requires management to make estimates and assumptions that affect the reported amounts of assets and liabilities and disclosure of contingent assets and liabilities at the date of the financial statements and the reported amounts of revenue and expenditures/expenses during the reporting period. Actual results could differ from management’s estimates.

12. Subsequent Events

Management has evaluated subsequent events through the date that the financial statements were available to be issued, June 5, 2024, and determined there were no events that occurred that required disclosure.

13. Recently issued and implemented accounting pronouncements

GASB Statement No. 96, *Subscriptions-Based Information Technology Arrangements*, provides guidance on the accounting and financial reporting for subscription-based information technology arrangements (SBITAs) for government end users (governments). This Statement (1) defines a SBITA; (2) establishes that a SBITA results in a right-to-use subscription asset an intangible asset-and a corresponding subscription liability; (3) provides the capitalization criteria for outlays other than subscription payments, including implementation costs of a SBITA; and (4) requires note disclosures regarding a SBITA.

To the extent relevant, the standards for SBITAs are based on the standards established in Statement No. 87, Leases, as amended. This statement had no impact on the financial statements.

Town of Indialantic, Florida Notes to Financial Statements

Note 1: SUMMARY OF SIGNIFICANT ACCOUNTING POLICIES (Continued)

E. Assets, Deferred Outflows, Liabilities, Deferred Inflows and Net Position or Equity (continued)

The Governmental Accounting Standards Board has issued statements that will become effective in future years. The statements address:

GASB Statement No. 100, *Accounting Changes and Error Corrections*, This Statement establishes accounting and financial reporting requirements for (a) accounting changes and (b) the correction of an error in previously issued financial statements (error correction). This Statement defines accounting changes as changes in accounting principles, changes in accounting estimates, and changes to or within the financial reporting entity and describes the transactions or other events that constitute those changes.

This Statement prescribes the accounting and financial reporting for (1) each type of accounting change and (2) error corrections. This Statement requires that (a) changes in accounting principles and error corrections be reported retroactively by restating prior periods, (b) changes to or within the financial reporting entity be reported by adjusting beginning balances of the current period, and (c) changes in accounting estimates be reported prospectively by recognizing the change in the current period. This Statement requires disclosure in notes to financial statements of descriptive information about accounting changes and error corrections, such as their nature. In addition, information about the quantitative effects on beginning balances of each accounting change and error correction should be disclosed by reporting unit in a tabular format to reconcile beginning balances as previously reported to beginning balances as restated. Furthermore, this Statement addresses how information that is affected by a change in accounting principle or error correction should be presented in required supplementary information (RSI) and supplementary information (SI). The requirements of this Statement are effective for accounting changes and error corrections made in fiscal years beginning after June 15, 2023, and all reporting periods thereafter.

GASB Statement No. 101, *Compensated Absences*, The objective of this Statement is to better meet the information needs of financial statement users by updating the recognition and measurement guidance for compensated absences. That objective is achieved by aligning the recognition and measurement guidance under a unified model and by amending certain previously required disclosures. The requirements of this Statement are effective for fiscal years beginning after December 15, 2023, and all reporting periods thereafter.

The Town is evaluating the requirements of the above statements and the impact on reporting.

Note 2: DETAILED NOTES ON ALL FUNDS

A. Deposits and Investments

At September 30, 2023, the Town's carrying amount of cash deposits was \$5,691,927 and the bank balance was \$5,858,330. In addition, the Town holds \$428 of petty cash.

Town of Indianalantic, Florida Notes to Financial Statements

Note 2: DETAILED NOTES ON ALL FUNDS (Continued)

A. Deposits and Investments (continued)

As of September 30, 2023, \$250,000 of the Town's bank balances and all non-interest bearing accounts are covered by the Federal Depository Insurance Corporation (FDIC). Monies invested in amounts greater than the insurance coverage are secured by the qualified public depositories pledging securities with the State Treasurer in such amounts required by the Florida Security for Public Depositories Act. In the event of a default or insolvency of a qualified public depositor, the State Treasurer will implement procedures for payment of losses according to the validated claims of the Town pursuant to Section 280.08, Florida Statutes.

The investing of public funds with the Florida State Board of Administration (SBA) - Local Government Surplus Funds Trust Fund ("Florida PRIME") is governed by Section 218.407, Florida Statutes. The SBA is under regulatory oversight of the State of Florida. The investment pool consists largely of corporate notes and commercial paper. On September 30, 2023, the Fiduciary Funds had \$18,588 invested in the pool. The fair value of the Town's position in the pool is equal to the value of the pooled shares.

Under GASB Codification 150: *Investments*, if a participant has an investment in a qualifying external investment pool that measures for financial reporting purposes all of its investments at amortized cost it should disclose the presence of any limitations or restrictions on withdrawals (such as redemption notice periods, maximum transaction amounts, and the qualifying external investment pool's authority to impose liquidity fees or redemption gates) in the notes to the financial statements.

As of September 30, 2023, there were no redemption fees or maximum transaction amounts, or any other requirements that serve to limit the Town's access to 100 percent of their account value in the external investment pool.

Interest Rate Risk – The Town's investment policy limits interest rate risk by attempting to match investment maturities with known cash needs and anticipated cash flow requirements. This policy is pursuant to Florida State Statute 218.415(6).

Credit Risk – The Town's investment policy pursuant to Florida State Statute 218.415 permits for investments in the Local Government Surplus Trust Fund, Securities and Exchange Commission registered money market funds with the highest credit quality rating from a nationally recognized rating agency, interest-bearing time deposits or savings accounts in qualified public depositories and direct obligations of the United States Treasury.

The allowable instruments in the General Employees' Pension Plan are outlined in the Town's written investment policy and include equities, common stocks, equity mutual funds, preferred stocks, convertible securities including debentures, international equities, real estate investment trusts, fixed income investments in individual bonds, fixed income mutual funds, government bonds, corporate bonds, mortgage-backed securities, asset-backed securities, certificates of deposits, commercial paper, and government secure zero coupon bonds. Common and preferred stock are to be listed on either the New York or American Stock Exchange. Fixed income investments containing marketable bonds must be rated "A" or better by Standard and Poor's at the time of purchase.

Town of Indianalantic, Florida Notes to Financial Statements

Note 2: DETAILED NOTES ON ALL FUNDS (Continued)

A. Deposits and Investments (continued)

No limitations are placed on investments in the United States Government Guaranteed Obligations. Commercial paper must have a rating of not less than A-1 by Standard and Poor's or P-1 by Moody's. Certificates of deposit may only be purchased from issuers with a quality rating of AA+ or better at the time of purchase.

Investment in the Police Officers' and Firefighters' pension trust fund is limited by Florida State Statutes Chapters 175 and 185 and by investment policies adopted by the fund's Board of Trustees. The allowable instruments in the Police Officers' and Firefighters' Pension Plan include equities traded on a national exchange or electronic network, fixed income investments with a minimum rating of investment grade or higher as reported by a major credit rating service, money market funds with a minimum rating of A-1 by Standard and Poor's or P-1 by Moody's, and pooled funds which may include mutual funds, commingled funds and exchange-traded funds.

Foreign Currency Risk – The Town's pension trust funds contain investments in international stock mutual funds; however, all of the investments are denominated in U.S. dollars and are not exposed to foreign currency risk.

Custodial Credit Risk – The Town's investment policy pursuant to Florida State Statutes 218.415(18), requires securities, with the exception of certificates of deposit, to be held with a third party custodian; and all securities purchased by, and all collateral obtained by the Town should be properly designated as an asset of the Town. The securities must be held in an account separate and apart from the assets of the financial institution. A third party custodian is defined as any bank depository chartered by the Federal Government, the State of Florida, or any other state or territory of the United States which has a branch or principal place of business in the State of Florida as defined in Section 658.12, Florida Statutes, or by a national association organized and existing under the laws of the United States which is authorized to accept and execute trusts and which is doing business in the State of Florida. Certificates of deposit maintained by book-entry at the issuing bank shall clearly identify the Town as the owner. As of September 30, 2023, the Town's investments were held with a third-party custodian as required by the Town's investment policies.

Town of Indialantic, Florida Notes to Financial Statements

Note 2: DETAILED NOTES ON ALL FUNDS (Continued)

A. Deposits and Investments (continued)

As of September 30, 2023, the Town had the following investments and effective duration presented in terms of years:

Investment type	Fair Value	Less than 1	1 - 5	6 - 10	More than 10	Rating	Agency
Pension trust funds:							
Stock mutual funds	\$ 6,244,841	\$ 6,244,841	\$ -	\$ -	\$ -	Not rated	-
Bond mutual funds	604,955	604,955	-	-	-	Not rated	-
Corporate Bonds	124,459	-	74,597	49,862	-	BBB	S&P
Corporate Bonds	28,339	-	28,339	-	-	A	S&P
Corporate Bonds	105,825	-	105,825	-	-	BBB+	S&P
Corporate Bonds	123,415	-	74,646	48,769	-	A-	S&P
Corporate Bonds	8,153	-	-	8,153	-	Baa2	Moody's
Municipal Obligations	12,758	-	12,758	-	-	AAA	S&P
Municipal Obligations	18,442	-	18,442	-	-	AA-	S&P
Municipal Obligations	23,849	-	-	23,849	-	A1	Moody's
Municipal Obligations	8,725	-	8,725	-	-	A2	Moody's
Foreign Bonds	10,203	-	-	10,203	-	BBB	S&P
US treasury notes	522,789	-	214,033	308,756	-	Aaa	Moody's
American Core Realty	1,182,727	1,182,727	-	-	-	Not rated	-
Federal National							
Mortgage Association	211,609	-	4,212	31,819	175,578	Not rated	-
Government National							
Mortgage Association	269,583	-	5,138	-	264,445	Not rated	-
Federal Home Loan							
Mortgage Corp	128,932	262	2,815	-	125,855	Not rated	-
Florida Municipal Investment							
Trust Fund (FMIVT)	1,856,350	1,856,350	-	-	-	Not rated	-
Florida PRIME	18,588	18,588	-	-	-	AAAm	S&P
	<u>\$ 11,504,542</u>	<u>\$ 9,907,723</u>	<u>\$ 549,530</u>	<u>\$ 481,411</u>	<u>\$ 565,878</u>		

Note 2: DETAILED NOTES ON ALL FUNDS (Continued)

A. Deposits and Investments (continued)

Fair Value

GASB Codification Section 3100: *Fair Value Measurements*, establishes a framework for measuring fair value. That framework provides a fair value hierarchy that prioritizes the inputs to valuation techniques used to measure fair value. The hierarchy gives the highest priority to unadjusted quoted prices in active markets for identical assets or liabilities (Level 1 measurements) and the lowest priority to unobservable inputs (Level 3 measurements).

The three levels of the fair value hierarchy under the codification are described as follows:

Level 1: Inputs to the valuation methodology are unadjusted quoted prices for identical assets or liabilities in active markets that the plan has the ability to access.

Level 2: Inputs to the valuation methodology include

- quoted prices for similar assets or liabilities in active markets;
- quoted prices for identical or similar assets or liabilities in inactive markets;
- inputs other than quoted prices that are observable for the asset or liability;
- inputs that are derived principally from or corroborated by observable market data by correlation or other means.

If the asset or liability has a specified (contractual) term, the level 2 input must be observable for substantially the full term of the asset or liability.

Level 3: Inputs to the valuation methodology are unobservable and significant to the fair value measurement.

The asset or liability's fair value measurement level within the fair value hierarchy is based on the lowest level of any input that is significant to the fair value measurement. Valuation techniques used need to maximize the use of observable inputs and minimize the use of unobservable inputs.

Town of Indialantic, Florida
Notes to Financial Statements

Note 2: DETAILED NOTES ON ALL FUNDS (Continued)

A. Deposits and Investments (continued)

The following is a description of the valuation methodologies used for assets measured at fair value. There have been no changes in the methodologies used at September 30, 2023.

	Fair Value	Quoted Prices in Active Markets for Identical Assets (Level 1)	Observable Inputs other than Quoted Prices (Level 2)	Significant Unobservable Inputs (Level 3)
Investments by fair value				
Mutual funds	\$ 6,849,796	\$ 6,849,796	\$ -	\$ -
Corporate bonds	390,191	-	390,191	-
Foreign bonds	10,203	-	10,203	-
Mortgage and asset backed	1,792,851	-	1,792,851	-
Municipal obligations	63,774	-	63,774	-
US Government obligations	522,789	522,789	-	-
Total investments				
measured at fair value	\$ 9,629,604	\$ 7,372,585	\$ 2,257,019	\$ -
Investments measured at the Net Asset Value (NAV)				
FMIvT	\$ 1,856,350			
Total investments at NAV	1,856,350			
Investments at amortized cost	18,588			
Total investments	\$ 11,504,542			

Mutual funds and US Government obligations: Valued at quoted market prices.

Corporate and foreign bonds, municipal obligations, and mortgage or asset backed securities: Valued using a pricing service that uses matrix pricing when publicly traded pricing is not available.

FMIvT: Valued using the total pool value multiplied by the Town's percentage ownership of the pool. The pool value is determined by using the quoted value of the underlying assets or similar assets. The pool is comprised of multiple different types of assets and consistent with GASB 150 *Investments*. The pool is in and of itself a type of investment and the Town does not own or report the investments underlying the pool. The pool has no unfunded commitments, redemption notice period, or redemption frequency limitations.

B. Interfund Transfers, Receivables and Payables

All interfund receivables and payables within the primary government represent cash transfers for operating and capital purposes.

Town of Indialantic, Florida
Notes to Financial Statements

Note 2: DETAILED NOTES ON ALL FUNDS (Continued)

B. Interfund Transfers, Receivables and Payables (continued)

Interfund receivables and payables at September 30, 2023, are summarized as follows:

	Due from other funds	Due to other funds
Parks	\$ -	\$ 124,204
General fund	124,204	-
	<u>\$ 124,204</u>	<u>\$ 124,204</u>

C. Capital Assets

Capital asset activity for the year ended September 30, 2023 was as follows:

	Beginning Balance	Increases	Decreases	Ending Balance
Governmental activities:				
Capital assets, not being depreciated:				
Land	\$ 1,144,421	\$ -	\$ -	\$ 1,144,421
Total capital assets, not being depreciated	1,144,421	-	-	1,144,421
Capital assets, being depreciated:				
Buildings	890,364	-	-	890,364
Improvements other than buildings	883,484	61,890	(8,594)	936,780
Equipment	2,247,652	86,706	(60,048)	2,274,310
Furniture	9,097	-	-	9,097
Infrastructure	3,829,364	24,239	(12,743)	3,840,860
Total capital assets being depreciated	7,859,961	172,835	(81,385)	7,951,411
Less accumulated depreciation for:				
Buildings	(692,207)	(21,815)	-	(714,022)
Improvements other than buildings	(571,608)	(42,226)	7,535	(606,299)
Equipment	(1,529,634)	(172,151)	60,048	(1,641,737)
Furniture	(9,097)	-	-	(9,097)
Infrastructure	(467,437)	(159,081)	6,159	(620,359)
Total accumulated depreciation	(3,269,983)	(395,273)	73,742	(3,591,514)
Total capital assets being depreciated, net	4,589,978	(222,438)	(7,643)	4,359,897
Governmental activities capital assets, net	\$ 5,734,399	\$ (222,438)	\$ (7,643)	\$ 5,504,318

Town of Indialantic, Florida
Notes to Financial Statements

Note 2: DETAILED NOTES ON ALL FUNDS (Continued)

C. Capital Assets (continued)

	Beginning Balance	Increases	Decreases	Ending Balance
Business-type activities:				
Capital assets, being depreciated:				
Improvements other than buildings	\$ 957,763	\$ 63,622	\$ -	\$ 1,021,385
Equipment	106,808	14,400	(64,162)	57,046
Fixtures	74,539	145,985	(3,200)	217,324
Total capital assets being depreciated	1,139,110	224,007	(67,362)	1,295,755
Less accumulated depreciation for:				
Improvements other than buildings	(678,075)	(41,845)	-	(719,920)
Equipment	(68,680)	(5,181)	64,162	(9,699)
Fixtures	(67,063)	(3,296)	3,200	(67,159)
Total accumulated depreciation	(813,818)	(50,322)	67,362	(796,778)
Total capital assets, being depreciated, net	325,292	173,685	-	498,977
Business-type activities capital assets, net	\$ 325,292	\$ 173,685	\$ -	\$ 498,977

Depreciation expense was charged to functions/programs of the Town as follows:

Governmental activities:	
General government	\$ 45,041
Public safety	140,699
Public works	209,533
Total depreciation expense – governmental activities	\$ 395,273
Business-type activities:	
Parks	\$ 50,322
Total depreciation expense – business-type activities	\$ 50,322

Town of Indialantic, Florida
Notes to Financial Statements

Note 2: DETAILED NOTES ON ALL FUNDS (Continued)

D. Long-Term Debt

Changes in Long-term Liabilities

On October 26, 2018, the Town entered into a loan agreement with a bank (direct borrowing) for the Town of Indialantic, Florida Limited Ad Valorem Tax Note, Series 2018 in the principal amount of \$3,000,000 with a fixed interest rate of 3.45%. The debt was approved by voter referendum and repayments are secured by a pledge of a 1 mil levy on property within the Town. The Note requires annual principal payments and bi-annual interest payments through maturity on May 1, 2028.

Information on pledged revenues and principal and interest payments are as follows:

Pledged Revenue	Amount of Issue	Future Principal and Interest	Current Pledged Revenue	Current Principal & Interest	Current Percentage of Revenue
Limited Ad-Valorem Tax Note					
Series 2018	\$ 3,000,000	\$ 1,608,349	\$ 528,549	\$ 351,167	66%

Annual debt service requirements to maturity for the Town's notes payable are as follows:

<i>September 30,</i>	Principal	Interest	Total
2024	\$ 301,290	\$ 49,877	\$ 351,167
2025	311,680	40,113	351,793
2026	322,430	29,362	351,792
2027	333,560	18,238	351,798
2028	195,069	6,730	201,799
Totals	\$ 1,464,029	\$ 144,320	\$ 1,608,349

Long-term liability activity for the year ended September 30, 2023, was as follows:

	Beginning Balance	Additions	Reductions	Ending Balance	Due Within One Year
Governmental activities:					
Compensated absences	\$ 137,431	\$ 149,292	\$ (127,999)	\$ 158,724	\$ 74,207
Bonds payable	1,905,269	-	(441,240)	1,464,029	301,290
Governmental activity long-term liabilities	\$ 2,042,700	\$ 149,292	\$ (569,239)	\$ 1,622,753	\$ 375,497
Business-type activities:					
Compensated absences	\$ 4,386	\$ 6,210	\$ (7,471)	\$ 3,125	\$ 3,125
Business-type activity long-term liabilities	\$ 4,386	\$ 6,210	\$ (7,471)	\$ 3,125	\$ 3,125

Town of Indianalantic, Florida
Notes to Financial Statements

Note 2: DETAILED NOTES ON ALL FUNDS (Continued)

E. Risk Management

The Town is exposed to various risks of loss, including, but not limited to theft, damage or destruction of its buildings, equipment, records, and monetary assets, and liability for personal injury, property damage and consequences of employee and public official actions. The Town participates in a non-assessable public risk pool to cover significant loss exposure. The pool maintains a loss reserve and purchases specific excess insurance, aggregate excess insurance and multiple loss coverage from commercial carriers and underwriters. Settled claims have not exceeded the coverage in any of the past three fiscal years and there has not been a reduction in coverage levels for the fiscal year ended September 30, 2023.

Note 3: RETIREMENT PLANS

All regular employees are covered by retirement plans. Police and fire employees are covered by the Police Officers' and Firefighters' Pension Plan, while the other employees are covered by the General Employees' Pension Plan. These are single employer, defined benefit pension plans. For the Police Officers' and Firefighters Pension Plan, stand-alone plan financial reports are not issued, and the plans are not included in the reports of any other public employee retirement system or entity. For the General Employees' Pension Plan, stand-alone financial reports are available from the administrative office: Retirement Department, Florida League of Cities, Inc. PO Box 1757, Tallahassee, FL 32302. Each Plan is administered through its own Board of Trustees.

A. Summary Of Significant Accounting Policies (All Plans)

The financial statements are prepared using the accrual basis of accounting. Plan member contributions are recognized in the period in which contributions are due. Employer contributions are recognized when due and the employer has made a formal commitment to provide the contributions. Investments are reported at fair value as described in footnote 2A.

B. Employee Retirement Plans – Combining Fund Information

The pension trust funds fiduciary net position activity as of September 30, 2023 was as follows:

	General Employees'	Police and Firefighters'	Total
Assets			
Cash and cash equivalents	\$ -	\$ 218,000	\$ 218,000
Interest receivable	-	12,686	12,686
Investments, at fair value	1,856,350	9,648,192	11,504,542
Total assets	1,856,350	9,878,878	11,735,228
Liabilities			
	-	(5,151)	(5,151)
Net position, restricted for pension benefits	\$ 1,856,350	\$ 9,873,727	\$ 11,730,077

Town of Indianalantic, Florida
Notes to Financial Statements

Note 3: RETIREMENT PLANS (Continued)

B. Employee Retirement Plans – Combining Fund Information (Continued)

The Pension trust funds increase in fiduciary net position activity as of September 30, 2023 was as follows:

	General Employees'	Police and Firefighters'	Total
Additions			
Contributions:			
State	\$ -	\$ 109,056	\$ 109,056
Employer	108,242	167,000	275,242
Employees	41,299	57,129	98,428
Total contributions	149,541	333,185	482,726
Investment income:			
Net increase in fair value of investments	145,326	807,978	953,304
Less: investment related expense	-	(30,804)	(30,804)
Interest and dividends	-	257,374	257,374
Total investment income	145,326	1,034,548	1,179,874
Total additions	294,867	1,367,733	1,662,600
Deductions			
Benefits paid	132,148	543,146	675,294
Refunded contributions	10,358	10,791	21,149
Administrative expenses	13,969	26,339	40,308
Total deductions	156,475	580,276	736,751
Change in net position	138,392	787,457	925,849
Net position, beginning of year	1,717,958	9,086,270	10,804,228
Net position, end of year	\$ 1,856,350	\$ 9,873,727	\$ 11,730,077

C. Detailed Notes on The Police Officers' and Firefighters' Pension Plan

Plan Administration: The Police Officers' and Firefighters' Plan is a single-employer defined benefit pension plan administered by the Plan's Board of Trustees comprised of:

- Two legal residents appointed by the Town Council;
- One Police Officer and one Firefighter elected by members of their respective departments;
- A fifth member elected by the other four and appointed Town Council.

Contributions and Funding Policy: The Town recognized as revenues and expenditures on-behalf payments relating to pension contributions for its Police Officers' and Firefighters' Pension Plan originating from the State of Florida. These contributions are funded by an excise tax upon certain casualty and property insurance companies on their gross receipts of premiums from policy holders.

Note 3: RETIREMENT PLANS (Continued)

C. Detailed Notes on The Police Officers’ and Firefighters’ Pension Plan (Continued)

Employees of the Police Officers’ and Firefighters’ Pension Plan are required to contribute 5% their eligible compensation as defined by their respective collective bargaining agreements and state statutes. If the remittance from the State and contributions from employees is less than estimated by the actuary, the Town contributes the amount necessary, over and above these contributions to meet Normal (current year's) Cost and fund the Unfunded Accrued (Past Service) Liability over 30 years. The contribution estimates calculated by the actuary are produced using an entry age actuarial cost method.

Plan Membership: As of October 1, 2022 plan membership of the Police Officers’ and Firefighters’ Pension plan was as follows:

Inactive plan members or beneficiaries currently receiving benefits	17
Inactive plan members entitled to but not yet receiving benefits	1
Active plan members	17
Total Police Officers' and Firefighters' pension plan members	35

Benefits provided: The Police Officers’ and Firefighters’ Pension Plan provides retirement, termination and death benefits as outlined below.

Retirement

- Normal retirement at the earlier of age 55, or age 52 and 25 years of credited service with a benefit of 3% of average monthly earnings times credited service.
- Early retirement at age 50 and 10 years of credited service with a benefit of the amount accrued reduced by 3% for each year that early retirement precedes normal retirement.

Disability

- For a permanent service incurred disability where the participant is unable to perform their regular duties, 42% of average monthly earnings or accrued benefits, whichever is greater. For a non-service incurred disability where the participant is unable to perform their regular duties, 25% of average monthly earnings or accrued benefit, whichever is greater. The benefits are limited such that if the disability benefits received plus workers compensation and earned income exceed 100% of the average monthly earnings in effect on the date of disability, the disability benefits for the following year is reduced by the excess.
- Pre-retirement death benefit for a non-vested member consisting of a refund of member contributions without interest.
- Pre-retirement death benefit for a vested member consisting of an actuarial equivalent to a member’s accrued benefit.

Termination benefits

- Less than 10 years of service, a refund of member contributions without interest.
- 10 years or more, accrued benefit payable at age 50 or later, on a partial actuarially reduced basis if to commence prior to age 55. The benefit is also payable to beneficiary of deceased vested member, or refund of member contributions without interest.

Town of Indialantic, Florida
Notes to Financial Statements

Note 3: RETIREMENT PLANS (Continued)

C. Detailed Notes on The Police Officers' and Firefighters' Pension Plan (continued)

Share plan:

Initial Crediting: For the Firefighters, 50% of the Firefighters portion of the Excess State Monies Reserve in place as of June 5, 2016. No initial crediting applies for the Police portion.

Annual Crediting: 50% of annual Firefighter State Monies received by the Town in excess of \$46,370 shall be allocated equally to eligible participants. The Town may use up to \$88,282 in annual Police State Monies to reduce its funding obligation.

The Town and Police Membership will negotiate the details of applicable Share Plan allocations in the event that annual Police State Monies exceeds \$88,282.

Investment earnings: Eligible Share Accounts shall be credited or debited annually, based on the Plan's net-of-fees investment performance for the immediately preceding Plan Year.

Expenses: Allocated annually in proportion to individual Share Account Balances as a percentage of total plan assets.

Vesting: 100% upon completion of ten years of Credited Service, unless eligible for payment of benefits upon termination of employment.

Investment Policy and Target Allocation: The following was the Board's adopted asset allocation policy, and expected long term expected real rate of return as of September 30, 2023:

Asset Class	Target Allocation	Long Term Expected Real Rate of Return
Domestic Equity	50.0%	7.5%
International Equity	15.0%	8.5%
Fixed Income (Non-Core)	2.5%	2.5%
Domestic Fixed Income	20.0%	2.5%
Global Fixed Income	2.5%	3.5%
Private Real Estate	10.0%	4.5%
Total	100.0%	4.8%

Concentration: The Plans' did not hold investments in any one organization that represented 5 percent or more of the Pension Plans' fiduciary net position.

Rate of return: For the year ended September 30, 2023 the annual money-weighted rate of return on the Police Officers' and Firefighters' Pension Plan investments, net of pension plan investment expense was 11.56%.

Town of Indialantic, Florida
Notes to Financial Statements

Note 3: RETIREMENT PLANS (Continued)

C. Detailed Notes on The Police Officers' and Firefighters' Pension Plan (continued)

Deferred retirement option program (DROP): The Police Officers' and Firefighters' Pension Plan allows for a deferred retirement option program. The eligibility requirements matching normal retirement defined above; participation is limited to 60 months, or 39 years of service, whichever is earlier; and the rate of return is the actuarially asset rate of return applied to each September 30. The DROP balance at September 30, 2023 was \$148,617.

Actuarial Assumptions

Net Pension Liability of the Sponsor: The components of the Net Pension Liability of the Sponsor on September 30, 2023 were as follows:

Total Pension Liability	\$	10,650,063
Plan Fiduciary Net Position		9,873,728
Sponsor's Net Pension Liability (Asset)	\$	776,335

Plan fiduciary net position as a percentage of total pension liability	92.71%
--	--------

The total pension liability for the Police Officers' and Firefighters' Pension Plan was determined by an actuarial valuation as of October 1, 2022 using the following actuarial assumptions.

Inflation	2.50%	
Salary increases	Service Based ranging 4% - 8%	
Discount rate	6.90%	
Investment rate of return	6.90%	

Sensitivity of the pension discount rate used is as follows:

	1% Decrease 5.90%	Current Discount Rate 6.90%	1% Increase 7.90%
Police Officers' and Firefighters' Pension Plan net pension liability (asset)	\$ 1,958,300	\$ 776,335	\$ (215,575)

Measurement dates: The measurement date used for the actuarial calculations is September 30, 2023. The measurement period was October 1, 2022 to September 30, 2023. The reporting period is October 1, 2022 through September 30, 2023.

Mortality rates: Established based on the following methods:

Healthy retiree lives – Female using PubS.H-2010 for Healthy Retirees, set forward one year.; males using PubS.H-2010 (Below Median) for Employees, set forward one year.

Healthy active lives – Females using PubS.H-2010 for Employees, set forward one year; males using PubS.H-2010 (Below Median) for Employees, set forward one year.

Town of Indialantic, Florida
Notes to Financial Statements

Note 3: RETIREMENT PLANS (Continued)

C. Detailed Notes on The Police Officers' and Firefighters' Pension Plan (continued)

Disabled lives – 80% PubG.H-2010 for Disabled Retirees / 20% PubS.H-2010 for Disabled Retirees.

Actuarial experience: The most recent actuarial experience study used to review the other significant assumptions was dated July 22, 2019.

Changes in net pension liability of the Police Officers' and Firefighters' Pension Plan for the year ended September 30, 2023 is as follows:

	Police & Fire Increase (Decrease)		
	Total Pension Liability (a)	Plan Fiduciary Net Position (b)	Net Pension Liability (a) - (b)
Balances at September 30, 2022	\$ 10,202,461	\$ 9,086,270	\$ 1,116,191
Changes for a Year:			
Service cost	245,286	-	245,286
Interest	701,693	-	701,693
Share plan allocation	1,565	-	1,565
Differences between expected and actual experience	52,995	-	52,995
Changes of benefit terms	-	-	-
Contributions - employer	-	167,000	(167,000)
Contributions - State	-	109,056	(109,056)
Contributions - employee	-	57,129	(57,129)
Net investment income	-	1,034,549	(1,034,549)
Benefit payments, including refunds of employees contributions	(553,937)	(553,937)	-
Administrative expense	-	(26,339)	26,339
Net changes	447,602	787,458	(339,856)
Balances at September 30, 2023	\$ 10,650,063	\$ 9,873,728	\$ 776,335

Town of Indialantic, Florida
Notes to Financial Statements

Note 3: RETIREMENT PLANS (Continued)

C. Detailed Notes on The Police Officers’ and Firefighters’ Pension Plan (continued)

On September 30, 2023, the Town reported for the Police Officers’ and Firefighters’ Pension Plan deferred outflows and inflows of resources from the following sources:

	Deferred Outflows of Resources	Deferred Inflows of Resources
Differences between expected and actual experience	\$ 39,747	\$ 60,148
Changes of assumptions	50,231	-
Net difference between projected and actual earnings on pension plan investments	424,782	-
Total	\$ 514,760	\$ 60,148

Other amounts reported as deferred outflows and inflows of resources related to Police Officers’ and Firefighters’ Pension Plan will be recognized in pension expense as follows:

Year ended September 30,	
2024	\$ 43,005
2025	108,213
2026	386,618
2027	(83,224)
Total	\$ 454,612

D. Detailed Notes on the General Employees’ Pension Plan

Plan Administration: The General Employees’ Pension Plan is a single-employer defined benefit pension plan administered by the Plan’s Board of Trustees comprised of:

- Two legal residents appointed by the Town Council;
- Two plan members elected by the membership;
- A fifth member elected by other four and appointed by Town Council.

Contributions and Funding Policy: Employees of the General Employees’ Pension Plan are required to contribute 4.5% their pensionable earnings, defined as W-2 wages, and after June 30, 2011 with overtime limited to 300 hours per year and excluding payments for unused vacation. If the remittance from employee contributions is less than estimated by the actuary, the Town contributes the amount necessary, over and above these contributions to meet Normal (current year's) Cost and fund Unfunded Accrued (Past Service) Liability over 30 years. The contribution estimates calculated by the actuary are produced using an entry age actuarial cost method.

Note 3: RETIREMENT PLANS (Continued)

D. Detailed Notes on the General Employees' Pension Plan (continued)

Plan Membership: As of October 1, 2023 plan membership of General Employees' Pension plan was as follows:

Inactive plan members or beneficiaries currently receiving benefits	8
Inactive plan members entitled to but not yet receiving benefits	10
Active plan members	17
Total General Employees' pension plan members	35

Benefits provided: The General Employees' Pension Plan provides retirement and death benefits as outlined below.

Retirement

- Normal retirement at the earlier of age 65 with at least 5 years of service with a benefit of 2% of average earnings times the years of service.
- Early retirement at age 60 with at least 5 years of service with a benefit of 2% of average earnings times the years of service reduced by 1/15 for each year by which the early retirement date precedes age 65.

Pre-retirement death benefit

- Actuarial equivalent to the basic pension formula payable for 10 years certain (payable in equal shares to the participant's spouse, dependent children, or anyone who was receiving at least 50% of their support from the deceased participant)
- Return of accumulated employee contributions (payable to the beneficiary of a non-vested participant or of a vested participant who does not have a spouse, dependent children, or anyone who was receiving at least 50% of their support from the deceased participant)

Form of payment: Retirement benefits are paid as a single life annuity; actuarially equivalent 10-year certain and life annuity; actuarially equivalent joint and contingent annuity actuarially equivalent social security level income option; or any other actuarially equivalent form of payment approved by the Pension Board except for a single lump sum payment.

Concentration: The Plans' did not hold investments in any one organization that represented 5 percent or more of the Pension Plans' fiduciary net position.

Rate of return: For the year ended September 30, 2023 the annual money-weighted rate of return on the General Employees' Pension Plan investments, net of pension plan investment expense was 8.48%.

Town of Indialantic, Florida
Notes to Financial Statements

Note 3: RETIREMENT PLANS (Continued)

D. Detailed Notes on the General Employees' Pension Plan (continued)

Investment Policy and Target Allocation: The following was the Board's adopted asset allocation policy, and expected long term expected real rate of return as of September 30, 2023:

Asset Class	Target Allocation	Long Term Expected Real Rate of Return
Core bonds	15.0%	1.6%
Core plus	15.0%	2.1%
US large cap equity	25.0%	4.6%
US small cap equity	14.0%	5.5%
Non-US equity	21.0%	6.7%
Core real estate	10.0%	5.0%
Total or weighted arithmetic average		4.38%

Net Pension Liability of the Sponsor: The components of the Net Pension Liability of the Sponsor (Town) on September 30, 2023 were as follows:

Total Pension Liability	\$	2,263,234
Plan Fiduciary Net Position		(1,856,350)
Sponsor's Net Pension Liability	\$	406,884
Plan fiduciary net position as a percentage of total pension liability		82.02%

Actuarial Assumptions

The total pension liability for the General Employees' Pension Plan was determined by an actuarial valuation as of October 1, 2022 using the following actuarial assumptions.

Salary increases	4.00% per annum plus, for employees hired before October 1, 2005, a 5.00% (if age 50 or younger as of October 1, 2012) or 10.00% (if older than age 50 as of October 1, 2012) load to account for irregular sources of compensation
Discount rate	7.00%, 2.62% which is attributable to inflation
Investment rate of return	8.00%

Sensitivity of the pension discount rate used is as follows:

	1% Decrease 6.00%	Current Discount Rate 7.00%	1% Increase 8.00%
General Employees' Pension Plan net pension liability	\$ 689,479	\$ 406,884	\$ 174,308

Form of payment: All future retirees are assumed to select the single life annuity form of payment.

Town of Indianalantic, Florida
Notes to Financial Statements

Note 3: RETIREMENT PLANS (Continued)

D. Detailed Notes on the General Employees' Pension Plan (continued)

Mortality rates: Established based on the sex-distinct rates set forth in the PUB-2010 Headcount Weight Below Median Health Retiree Mortality Table, with full generational improvements in mortality using Scale MP-2018.

Retirement: 10% of eligible employees are assumed to retire at each of ages 60 through 64 and 100% of eligible employees are assumed to retire at age 65; those employees who have attained age 65 as of the valuation date are not assumed to retire until one year after the valuation date.

Other decrements: Employees are assumed to terminate their employment due to other than retirement or death at rates ranging from 10% at age 20 to 13% at age 30, 15% at age 40, and 12% at age 50.

Beneficiary assumption: 100% of non-retired participants are assumed to have an eligible beneficiary upon death prior to retirement.

Future contributions: Contributions from the employer and employees are assumed to be made as legally required.

Assumption changes: No assumptions or methods have been changed since the completion of the previous valuation.

Changes in net pension liability of the General Employees' Pension Plan for the year ended September 30, 2023 is as follows:

	General Employees' Plan Increase (Decrease)		
	Total Pension Liability (a)	Plan Fiduciary Net Position (b)	Net Pension Liability (a) - (b)
Balances at September 30, 2022	\$ 2,146,651	\$ 1,717,958	\$ 428,693
Changes for a Year:			
Service cost	74,033	-	74,033
Interest	169,753	120,018	49,735
Net investment income	-	25,308	(25,308)
Difference between expected and actual experience	15,303	-	15,303
Contributions - employer	-	108,242	(108,242)
Contributions - employee	-	41,299	(41,299)
Benefit payments, including refunds of employee contributions	(142,506)	(142,506)	-
Administrative expense	-	(13,969)	13,969
Net changes	116,583	138,392	(21,809)
Balances at September 30, 2023	\$ 2,263,234	\$ 1,856,350	\$ 406,884

Town of Indianalantic, Florida
Notes to Financial Statements

Note 3: RETIREMENT PLANS (Continued)

D. Detailed Notes on the General Employees’ Pension Plan (continued)

On September 30, 2023, the Town reported the following deferred outflows and inflows of resources from the General Employees’ Pension Plan from the following sources:

	Deferred Outflows of Resources	Deferred Inflows of Resources
Assumption changes	\$ -	\$ 6,846
Net difference between projected and actual earnings on pension plan investments	139,300	-
Demographic changes	18,194	124,862
Total	\$ 157,494	\$ 131,708

Other amounts reported as deferred outflows and inflows of resources related to General Employees’ Pension Plan will be recognized in pension expense as follows:

Year ended September 30,		
2024	\$	(9,066)
2025		(10,146)
2026		48,447
2027		(3,449)
Total	\$	25,786

Note 4: POST EMPLOYMENT BENEFITS OTHER THAN PENSIONS (OPEB)

The Town follows Section P52: *Postemployment Benefits Other Than Pensions – Reporting for Benefits Not Provided Through Trusts That Meet Specified Criteria* (OPEB) of the GASB Codification, for certain postemployment health care benefits provided by the Town.

Plan description: The Town administers a single-employer defined benefit healthcare plan (the “Plan”) that provides medical insurance to its employees and their eligible dependents. Pursuant to Section 112.0801 Florida Statutes, the Town is required to provide eligible retirees (as defined in the Town’s pension plans) the opportunity to participate in this Plan at the same cost that is applicable to active employees.

Employees and their dependents may elect to remain in the Plan upon retirement up to age 65. After age 65, the Town’s insurance coverage becomes secondary to the retiree’s Medicare insurance.

Benefit provisions for the Plan were established by Town Council on April 3, 1996 and may only be amended by Town Council. The Town has not established a trust or agency fund for the Plan. All financial information related to the Plan is accounted for in the Town’s basic financial statements and the Plan does not issue stand-alone financial reports.

Town of Indianalantic, Florida
Notes to Financial Statements

Note 4: POST EMPLOYMENT BENEFITS OTHER THAN PENSIONS (OPEB) (Continued)

Funding policy: The Town is funding the Plan on a pay-as-you-go basis. The Town requires retirees to pay 100% of the premiums for retirees and their dependents. There is an implied subsidy in the insurance premiums for the employees because the premium charged for retirees is the same as the premium charged for active employees, who are younger than retirees on average.

For the year ended September 30, 2023, the Town did not make any contributions to the Plan.

Plan membership: Plan membership as of September 30, 2023 was:

	Number of covered individuals
Inactive members currently receiving benefits	5
Inactive members entitled to but not yet receiving benefits	-
Active members	32
Total	37

Actuarial Assumptions

The OPEB liability was determined based on the following assumptions and information:

Employer's reporting date:	September 30, 2023
Measurement date:	September 30, 2023
Valuation date:	October 1, 2022
Discount rate:	4.91%
Salary increases:	3.00%

The discount rate is based on the return on the S&P Municipal Bond 20-year High Grade Index as of the measurement date.

Cost of living increases: Retiree contributions, health insurance premiums, and the implied subsidy have been assumed to increase in accordance with the healthcare cost trend rates.

Healthcare cost trend rate: Increases in healthcare costs are assumed to be 7.50% for the 2022/23 fiscal year graded down by 0.50% per year to 5.00% for the 2027/28 and later fiscal years.

Implied subsidy: Because the insurance carrier charges the same monthly rate for health insurance regardless of age, an implied monthly subsidy has been assumed for the 2022/23 fiscal year based on the age-related morbidity assumption and, for other fiscal years, the implied subsidy was increased in accordance with the healthcare cost trend rates.

Mortality basis: Sex-distinct rates set forth in the PUB-2010 Mortality Table (without income adjustments) for general and public safety employees, with full generational improvements in mortality using Scale MP-2020.

Town of Indialantic, Florida
Notes to Financial Statements

Note 4: POST EMPLOYMENT BENEFITS OTHER THAN PENSIONS (OPEB) (Continued)

Retirement: Retirement is assumed to occur at the earlier of age 52 with 25 years of service or at age 55 otherwise.

Other decrements: Assumed employment termination is based on the Scale 155 table; assumed disability is based on the Wyatt 1985 Disability Study (Class 4 rates were used for firefighters and police officers and Class 1 rates were used for all other employees).

Healthcare coverage elections: 50% of eligible employees are assumed to elect medical coverage for themselves upon retirement or disability; of those electing coverage, 90% of males and 80% of females are assumed to elect coverage for their spouses; coverage is assumed to end upon the attainment of age 65.

Life insurance election: All future retirees are assumed to elect \$5,000 of life insurance coverage for themselves for life.

Spouses and dependents: Husbands are assumed to be three years older than wives; retirees are not assumed to have any dependent children.

COBRA: Future healthcare coverage provided solely pursuant to COBRA was not included in the OPEB valuation; because the COBRA premium is determined periodically based on plan experience, the COBRA premium to be paid by the participant is assumed to fully cover the cost of providing healthcare coverage during the relevant period.

Changes: Since the prior measurement date, the discount rate was increased from 4.77% per annum to 4.91% per annum.

The components of the OPEB liability at September 30, 2023 were as follows:

Total OPEB liability	Fiduciary net position	OPEB liability	Funded percentage
\$ 961,695	\$ -	\$ 961,695	0%

Town of Indialantic, Florida
Notes to Financial Statements

Note 4: POST EMPLOYMENT BENEFITS OTHER THAN PENSIONS (OPEB) (Continued)

The changes in the OPEB liability for the year ended September 30, 2023 were as follows:

	Total OPEB Liability	Fiduciary Net Position	OPEB Liability
Balance as of September 30, 2022	\$ 1,097,067	\$ -	\$ 1,097,067
Service cost	57,306	-	57,306
Interest	55,074	-	55,074
Demographic experience	(168,414)	-	(168,414)
Changes of assumptions	(13,141)	-	(13,141)
Benefit payments	(66,197)	-	(66,197)
Net changes	(135,372)	-	(135,372)
Balance as of September 30, 2023	\$ 961,695	\$ -	\$ 961,695

Sensitivity of the OPEB Liability

	1% decrease 3.91%	Discount rate 4.91%	1% increase 5.91%
OPEB liability	\$ 1,061,819	\$ 961,695	\$ 875,222

The following presents the Town's OPEB liability as if it were calculated using a trend rate that is one percentage-point lower or higher than the current trend rate:

	1% decrease in trend rate (4.00% - 6.50%)	Current trend rate (5.00% - 7.50%)	1% increase in trend rate (6.00% - 8.50%)
OPEB liability	\$ 858,583	\$ 961,695	\$ 1,084,934

Deferred Inflows and Outflows

On September 30, 2023, the Town reported deferred outflows of resources and deferred inflows of resources related to OPEB from the following sources:

	Deferred Outflows of Resources	Deferred inflows of resources
Prior year balance	\$ 513,422	\$ 489,907
Demographic experience	-	168,414
Amortization payments	(73,874)	(92,808)
Changes of assumptions	-	13,141
Balance as of September 30, 2023	\$ 439,548	\$ 578,654


Town of Indialantic, Florida
Notes to Financial Statements

Note 4: POST EMPLOYMENT BENEFITS OTHER THAN PENSIONS (OPEB) (Continued)


The deferred outflows and inflows of resources related to OPEB will be recognized in the expense as follows:

Fiscal year ending September 30,

2024	\$	(18,934)
2025		(18,934)
2026		(18,934)
2027		(10,595)
2028		5,655
Thereafter		(77,364)
Total	\$	(139,106)



THIS PAGE IS INTENTIONALLY LEFT BLANK.



**REQUIRED SUPPLEMENTARY INFORMATION OTHER THAN
MANAGEMENT'S DISCUSSION AND ANALYSIS**

Town of Indialantic, Florida
Required Supplementary Pension Information - Schedules of Changes in
Net Pension Liability and Related Ratios
Last Ten Fiscal Years

<i>As of September 30,</i>	General Employees		
Total Pension Liability	2023	2022	2021
Service cost	\$ 74,033	\$ 70,310	\$ 56,755
Interest	169,753	159,481	153,435
Differences between expected and actual experience	15,303	(219,456)	20,012
Change of assumptions	-	-	(21,945)
Benefit payments, including refunds of employee contributions	(142,506)	(137,305)	(136,158)
Net change in total pension liability	116,583	(126,970)	72,099
Total pension liability beginning	2,146,651	2,273,621	2,201,522
Total pension liability ending (a)	\$ 2,263,234	\$ 2,146,651	\$ 2,273,621

Plan Fiduciary Net Position

Contributions - employer	\$ 108,242	\$ 119,822	\$ 115,634
Contributions - employee	41,299	38,336	35,840
Net investment income	145,326	(263,325)	322,559
Benefit payments, including refunds of employee contributions	(142,506)	(137,305)	(136,158)
Administrative expense	(13,969)	(14,074)	(12,710)
Net change in plan fiduciary net position	138,392	(256,546)	325,165
Plan fiduciary net position beginning	1,717,958	1,974,504	1,649,339
Plan fiduciary net position ending (b)	\$ 1,856,350	\$ 1,717,958	\$ 1,974,504

Net pension liability ending (a) - (b)	\$ 406,884	\$ 428,693	\$ 299,117
---	-------------------	-------------------	-------------------

Plan fiduciary net position as a percentage of the total pension liability	82.02%	80.03%	86.84%
---	---------------	---------------	---------------

Covered payroll	\$ 774,469	\$ 759,377	\$ 661,429
------------------------	-------------------	-------------------	-------------------

Net pension liability as a percentage of employee payroll	52.54%	56.45%	45.22%
--	---------------	---------------	---------------

	2020	2019	2018	2017	2016	2015	2014
\$	61,074	\$ 54,798	\$ 57,917	\$ 54,693	\$ 72,396	\$ 43,196	\$ 43,047
	148,625	143,287	137,723	119,657	126,017	119,143	112,836
	764	14,209	(2,188)	101,513	(188,107)	(12,576)	-
	-	-	-	69,353	3,150	-	-
	(136,714)	(141,949)	(87,675)	(90,056)	(88,961)	(73,230)	(58,631)
	73,749	70,345	105,777	255,160	(75,505)	76,533	97,252
	2,127,773	2,057,428	1,951,651	1,696,491	1,771,996	1,695,463	1,598,211
\$	2,201,522	\$ 2,127,773	\$ 2,057,428	\$ 1,951,651	\$ 1,696,491	\$ 1,771,996	\$ 1,695,463

\$	132,452	\$ 116,013	\$ 89,870	\$ 72,405	\$ 56,400	\$ 57,449	\$ 81,212
	33,639	30,012	26,889	26,148	26,715	25,271	25,503
	101,292	77,258	100,762	160,185	38,332	(58,756)	73,325
	(136,714)	(141,949)	(87,675)	(90,056)	(88,961)	(73,230)	(58,631)
	(11,935)	(12,100)	(11,679)	(16,222)	(10,342)	(14,152)	(8,224)
	118,734	69,234	118,167	152,460	22,144	(63,418)	113,185
	1,530,605	1,461,371	1,343,204	1,190,744	1,168,600	1,232,018	1,118,833
\$	1,649,339	\$ 1,530,605	\$ 1,461,371	\$ 1,343,204	\$ 1,190,744	\$ 1,168,600	\$ 1,232,018

\$	552,183	\$ 597,168	\$ 596,057	\$ 608,447	\$ 505,747	\$ 603,396	\$ 463,445
----	---------	------------	------------	------------	------------	------------	------------

74.92% 71.93% 71.03% 68.82% 70.19% 65.95% 72.67%

\$ 679,934 \$ 588,668 \$ 595,732 \$ 576,030 \$ 587,107 \$ 561,575 \$ 566,730

81.21% 101.44% 100.05% 105.63% 86.14% 107.45% 81.78%

Town of Indialantic, Florida
Required Supplementary Pension Information - Schedules of Changes in
Net Pension Liability and Related Ratios
Last Ten Fiscal Years

<i>As of September 30,</i>	Police and Fire		
Total Pension Liability	2023	2022	2021
Service cost	\$ 245,286	\$ 238,516	\$ 203,482
Interest	701,693	689,549	702,628
Change in excess State money	-	-	-
Share plan allocation	1,565	-	-
Changes of benefit terms	-	-	-
Differences between expected and actual experience	52,995	(8,351)	(223,886)
Change of assumptions	-	-	200,924
Benefit payments, including refunds of employee contributions	(553,937)	(947,028)	(694,731)
Net change in total pension liability	447,602	(27,314)	188,417
Total pension liability beginning	10,202,461	10,229,775	10,041,358
Total pension liability ending (a)	\$ 10,650,063	\$ 10,202,461	\$ 10,229,775
Plan Fiduciary Net Position			
Contributions - employer	\$ 167,000	\$ 170,274	\$ 200,203
Contributions - State	109,056	86,456	79,585
Contributions - employee	57,129	53,461	46,571
Net investment income	1,034,549	(1,527,774)	2,050,539
Benefit payments, including refunds of employee contributions	(553,937)	(947,028)	(694,731)
Administrative expense	(26,339)	(24,724)	(25,215)
Net change in plan fiduciary net position	787,458	(2,189,335)	1,656,952
Plan fiduciary net position beginning	9,086,270	11,275,605	9,618,653
Plan fiduciary net position ending (b)	\$ 9,873,728	\$ 9,086,270	\$ 11,275,605
Net pension (asset) liability ending (a) - (b)	\$ 776,335	\$ 1,116,191	\$ (1,045,830)
Plan fiduciary net position as a percentage of the total pension liability	92.71%	89.06%	110.22%
Covered payroll	\$ 1,142,584	\$ 1,069,214	\$ 931,411
Net pension (asset) liability as a percentage of employee payroll	67.95%	104.39%	-112.28%

	2020	2019	2018	2017	2016	2015	2014
\$	155,270	\$ 182,276	\$ 171,635	\$ 203,122	\$ 190,524	\$ 198,675	\$ 205,111
	689,589	698,598	669,565	644,419	599,460	584,298	544,792
	-	-	-	-	(560)	-	-
	-	-	-	-	280	-	-
	-	(350)	-	-	-	-	-
	115,842	(274,101)	(81,806)	(52,899)	4,594	(333,531)	-
	153,384	96,003	90,573	100,438	239,661	-	-
	(475,080)	(384,308)	(359,138)	(514,135)	(252,201)	(251,317)	(247,978)
	639,005	318,118	490,829	380,945	781,758	198,125	501,925
	9,402,353	9,084,235	8,593,406	8,212,461	7,430,703	7,232,578	6,730,653
\$	10,041,358	\$ 9,402,353	\$ 9,084,235	\$ 8,593,406	\$ 8,212,461	\$ 7,430,703	\$ 7,232,578

\$	215,394	\$ 207,043	\$ 166,440	\$ 144,560	\$ 159,935	\$ 146,371	\$ 202,293
	79,531	78,578	77,422	80,980	84,296	83,536	80,231
	41,104	42,777	44,946	46,650	47,618	48,565	50,759
	945,775	334,989	730,566	838,164	686,168	(36,265)	659,692
	(475,080)	(384,308)	(359,138)	(514,135)	(252,201)	(251,317)	(247,978)
	(40,654)	(19,611)	(24,489)	(30,288)	(18,713)	(38,051)	(20,071)
	766,070	259,468	635,747	565,931	707,103	(47,161)	724,926
	8,852,583	8,593,115	7,957,368	7,391,437	6,684,334	6,731,495	6,006,569
\$	9,618,653	\$ 8,852,583	\$ 8,593,115	\$ 7,957,368	\$ 7,391,437	\$ 6,684,334	\$ 6,731,495

\$	422,705	\$ 549,770	\$ 491,120	\$ 636,038	\$ 821,024	\$ 746,369	\$ 501,083
----	---------	------------	------------	------------	------------	------------	------------

95.79% 94.15% 94.59% 92.60% 90.00% 89.96% 93.07%

\$ 822,091 \$ 855,538 \$ 898,913 \$ 932,995 \$ 952,369 \$ 1,020,241 \$ 1,015,179

51.42% 64.26% 54.63% 68.17% 86.21% 73.16% 49.36%

Town of Indialantic, Florida
Required Supplementary Pension Information –
Schedules of Contributions
Last Ten Fiscal Years

<i>As of September 30,</i>	General Employees		
	2023	2022	2021
Actuarially determined contribution	\$ 73,788	\$ 119,822	\$ 118,192
Contributions in relation to the actuarially determined contributions	108,242	119,822	115,634
Contribution deficiency (excess)	\$ (34,454)	\$ -	\$ 2,558
Covered payroll	774,469	759,377	661,429
Contributions as a percentage of covered payroll	13.98%	15.78%	17.48%

2020	2019	2018	2017	2016	2015	2014
\$ 129,894	\$ 116,013	\$ 89,870	\$ 72,981	\$ 60,199	\$ 53,074	\$ 81,212
132,452	116,013	89,870	72,405	56,400	57,449	81,212
\$ (2,558)	\$ -	\$ -	\$ 576	\$ 3,799	\$ (4,375)	\$ -
679,934	588,668	595,732	576,030	587,107	561,575	566,730
19.48%	19.71%	15.09%	12.57%	9.61%	10.23%	14.33%

Town of Indialantic, Florida
Required Supplementary Pension Information –
Schedules of Contributions
Last Ten Fiscal Years

<i>As of September 30,</i>	Police and Fire		
	2023	2022	2021
Actuarially determined contribution	\$ 252,054	\$ 221,648	\$ 225,308
Contributions in relation to the actuarially determined contributions	276,056	256,730	279,788
Contribution deficiency (excess)	\$ (24,002)	\$ (35,082)	\$ (54,480)
Covered payroll	\$ 1,142,584	\$ 1,069,214	\$ 931,411
Contributions as a percentage of covered payroll	24.16%	24.01%	30.04%

	2020	2019	2018	2017	2016	2015	2014
\$	219,663	\$ 227,402	\$ 204,593	\$ 211,697	\$ 239,616	\$ 229,907	282,524
	294,925	285,621	243,862	225,540	244,231	229,907	286,120
\$	(75,262)	\$ (58,219)	\$ (39,269)	\$ (13,843)	\$ (4,615)	\$ -	\$ (3,596)
\$	822,091	\$ 855,538	\$ 898,913	\$ 932,995	\$ 952,369	\$ 1,020,241	\$ 1,015,179
	35.87%	33.38%	27.13%	24.17%	25.64%	22.53%	28.18%

Town of Indialantic, Florida
Required Supplementary Pension Information – Notes to Schedule

Notes to Schedule

Valuation Date: 10/01/2022 for General and 10/01/2022 for Police Officers' and Firefighters' pension plan

Actuarially determined contribution rates are calculated as of October 1, one year prior to the end of the fiscal year in which contributions are reported for General pension and two years prior to the end of the fiscal year in which contributions are reported for Police Officers' and Firefighters' pension.

Methods and assumptions used to determine contribution rates:

Town of Indialantic, Florida Required Supplementary Pension Information – Notes to Schedule

	General Employees' Pension Plan	Police Officers' and Firefighters' Pension Plan											
Funding Method:	Frozen Initial Liability Cost Method (utilizing entry normal cost method)	Entry Age Normal Actuarial Cost Method.											
Amortization Method:	Level Dollar, Normal, Closed.	Unfunded Actuarial Accrued Liability (UAAL)											
Remaining Amortization Period:	Up to 30 years	Up to 30 years											
Actuarial Asset Methodology:	The actuarial value of assets is equal to the prior year actuarial value of assets increased by a four-year average of the market value returns.	The Actuarial Value of Assets is valued at market value with an adjustment to uniformly spread actuarial investment gains and losses (as measured by actuarial market value investment return against expected market value investment return) over a five-year period.											
Inflation:	7.00% per year.	2.5% per year.											
Salary Increases:	4.00% per annum plus, for employees hired before October 1, 2005, a 5.00% (if age 50 or younger as of October 1, 2012) or 10.00% (if older than age 50 as of October 1, 2012) load to account for irregular sources of compensation	<table border="1"> <thead> <tr> <th style="text-align: center;">Service</th> <th style="text-align: center;">Rate</th> </tr> </thead> <tbody> <tr> <td style="text-align: center;">0</td> <td style="text-align: center;">8.00%</td> </tr> <tr> <td style="text-align: center;">1-4</td> <td style="text-align: center;">5.00%</td> </tr> <tr> <td style="text-align: center;">5-14</td> <td style="text-align: center;">4.50%</td> </tr> <tr> <td style="text-align: center;">15+</td> <td style="text-align: center;">4.00%</td> </tr> </tbody> </table>	Service	Rate	0	8.00%	1-4	5.00%	5-14	4.50%	15+	4.00%	
Service	Rate												
0	8.00%												
1-4	5.00%												
5-14	4.50%												
15+	4.00%												
Final Year Salary Load:	Not applicable	Years until Normal Retirement as of 10/01/2012: Less than 5 years - 15%; At least 5, less than 10 years - 10%; 10 or more years - 5%. Not withstanding the above, the load assumption is 0% for Members with Credited Service after October 1, 2007.											
Interest Rate:	8% per year compounded annually, net of investment related expenses.	6.90% per year compounded annually, net of investment related expenses.											
Retirement Age:	10% of eligible employees are assumed to retire at each of ages 60 through 64 and 100% of eligible employees are assumed to retire at age 65; those employees who have attained age 65 as of the valuation date are not assumed to retire until one year after the valuation date.	Earlier of: 1) age 55 or 2) age 52 and the completion of 25 years of Credited Service. Also, any Member who has reached Normal Retirement is assumed to continue employment for one additional year.											

Town of Indialantic, Florida Required Supplementary Pension Information – Notes to Schedule

Early Retirement Rate: Age 60 with at least 5 years of credited service, with a monthly accrued benefit payable at the normal retirement age, or monthly accrued benefit reduced by 1/15 for each year by which the participants early retirement age precedes age 65. Commencing with the earliest Early Retirement Age (50) and 10 years of credited service. Members are assumed to retire with an immediate subsidized benefit at the rate of 3% per year.

Mortality Sex-distinct rates set forth in the PUB-2010 Headcount-Weighted Below Median Healthy Retiree Mortality Table for general employees, with full generational improvements in mortality using Scale MP-2018 and with male ages set back one year.

Healthy Active Lives:
 Female: PubS.H-2010 for Employees, set forward one year.
 Male: PubS.H-2010 (Below Median) for Employees, set forward one year

Disabled Lives:
 80% PubG.H-2010 for Disabled Retirees / 20% PubS.H-2010 for Disabled Retirees.

Healthy Retiree Lives:
 Female: PubS.H-2010 for Healthy Retirees, set forward one year.
 Male: PubS.H-2010 (Below Median) for Healthy Retirees, set forward one year.

Beneficiary Lives:
 Female: PubG.H-2010 (Below Median) for Healthy Retirees.
 Male: PubG.H-2010 (Below Median) for Healthy Retirees, set back one year

Termination rates	Percentage Terminating During the Year	
	General Employees' Pension Plan	Police Officers' and Firefighters' Pension Plan
Age		
20	10.0%	17.0%
30	13.0%	10.0%
40	15.0%	5.0%
50	12.0%	0.0%


Disability rates It is assumed that 90% of disablements for Firefighters and 75% of disablements for Police officers are line-of-duty related

Age	Percentage Terminating During the Year	
	General Employees' Pension Plan	Police Officers' and Firefighters' Pension Plan
	Not applicable	
25		0.09%
30		0.12%
35		0.15%
40		0.21%
45		0.30%
50		0.54%
55		1.08%
60		2.70%
65		6.66%

**Town of Indialantic, Florida
Required Supplementary Information
Schedule of Investment Returns
Last Ten Fiscal Years**

		General Employees									
September 30,	2023	2022	2021	2020	2019	2018	2017	2016	2015	2014	
Annual Money-Weighted											
Rate of Return Net of											
Investment Expense	8.48%	-13.31%	19.54%	6.58%	4.23%	3.71%	13.50%	3.30%	-4.76%	6.54%	

		Police & Fire									
September 30,	2023	2022	2021	2020	2019	2018	2017	2016	2015	2014	
Annual Money-Weighted											
Rate of Return Net of											
Investment Expense	11.56%	-13.98%	21.57%	10.84%	3.92%	9.27%	11.64%	10.26%	-0.54%	11.06%	



THIS PAGE IS INTENTIONALLY LEFT BLANK.

Town of Indialantic, Florida
Required Supplementary Information
Schedule of Changes in OPEB Liability and Related Ratios

<i>September 30,</i>	2023	2022
Total OPEB liability - beginning	\$ 1,097,067	\$ 1,305,482
Changes due to:		
Service cost	57,306	61,112
Interest	55,074	63,660
Demographic experience	(168,414)	(61,627)
Changes of assumptions	(13,141)	(206,790)
Benefit payments	(66,197)	(64,770)
Net changes in total OPEB liability	(135,372)	(208,415)
Total OPEB liability - ending (a)	\$ 961,695	\$ 1,097,067
Plan fiduciary net position		
Net changes in plan fiduciary net position	\$ -	\$ -
Plan fiduciary net position - beginning	-	-
Plan fiduciary net position - ending (b)	\$ -	\$ -
OPEB liability - ending (a) - (b)	\$ 961,695	\$ 1,097,067
Covered-employee payroll for the measurement period	\$ 1,807,226	\$ 1,688,001
OPEB Liability as a percentage of covered-employee payroll	53.21%	64.99%

Notes:

- (1) The Town implemented GASB Statement No. 75, *Accounting and Financial Reporting for Pensions*, in 2019. The employer must eventually disclose a 10-year history. However, until a full 10-year trend is compiled, information will be presented only for those years which information is available.
- (2) The Town does not accumulate assets in a trust that meets the criteria in paragraph 4 of GASBS No. 75 to pay related benefits.
- (3) There were no changes in benefit terms.
- (4) There is no actuarial determined contribution to the OPEB plan.

2021	2020	2019	2018
\$ 1,255,159	\$ 520,943	\$ 574,750	\$ 684,542
127,493	94,974	36,757	43,456
33,174	12,867	21,684	26,182
(72,394)	(79,227)	(56,573)	(104,752)
(2,828)	735,044	(43,978)	(57,109)
(35,122)	(29,442)	(11,697)	(17,569)
50,323	734,216	(53,807)	(109,792)
\$ 1,305,482	\$ 1,255,159	\$ 520,943	\$ 574,750
\$ -	\$ -	\$ -	\$ -
-	-	-	-
\$ -	\$ -	\$ -	\$ -
\$ 1,305,482	\$ 1,255,159	\$ 520,943	\$ 574,750
\$ 1,623,494	\$ 1,424,546	\$ 1,364,403	\$ 1,494,237
80.41%	88.11%	38.18%	38.46%

Town of Indialantic, Florida
Schedule of Revenues, Expenditures and Changes in Fund Balances -
Budget and Actual - General Fund

<i>Year ended September 30, 2023</i>	Original Budget	Final Budget	Actual	Variance with Final Budget Positive (Negative)
Revenues				
Taxes	\$ 3,895,048	\$ 3,976,448	\$ 4,125,715	\$ 149,267
Permits and fees	95,000	104,522	143,147	38,625
Intergovernmental	419,956	452,631	1,334,476	881,845
Charges for services	1,500	1,500	3,907	2,407
Fines and forfeitures	22,000	22,000	28,118	6,118
Interest and other	174,029	232,356	212,979	(19,377)
Total revenues	4,607,533	4,789,457	5,848,342	1,058,885
Expenditures				
Current:				
General government	1,019,357	999,057	817,706	181,351
Public safety	2,769,476	2,906,447	2,815,637	90,810
Physical environment	2,611,641	2,668,077	752,567	1,915,510
Recreation	31,600	44,188	22,402	21,786
Capital outlay	80,000	76,229	172,836	(96,607)
Total expenditures	6,512,074	6,693,998	4,581,148	2,112,850
Excess of revenues over expenditures	(1,904,541)	(1,904,541)	1,267,194	3,171,735
Fund balances, beginning of year	3,755,661	3,755,661	3,755,661	-
Fund balances, end of year	\$ 1,851,120	\$ 1,851,120	\$ 5,022,855	\$ 3,171,735

Town of Indialantic, Florida
Notes to Required Supplementary Information
September 30, 2023

A. BUDGETARY INFORMATION

The Town Council adopts an annual budget resolution for all governmental funds prior to September 30 for the next ensuing fiscal year. All budgets are prepared on a modified accrual basis, which is consistent with generally accepted accounting principles.

Budgetary control is legally maintained at the department level. Budget transfer authority is provided to the Town Manager within departments in a fund as long as the total budget of the department is not increased.

Procedures followed by the Town in establishing budgeting data reflected in the financial statements are as follows:

1. The Departments prepare their budget requests and submit them to the Town Manager prior to June 30th of each year.
2. The Town Manager prepares a proposed budget and submits it to the Budget and Finance Committee during the month of July. The operating budget includes proposed expenditures and the means of financing them.
3. The Budget and Finance Committee meets during the month of July to review the proposed budget and make recommendations to the Council.
4. The Town Manager submits the proposed budget to the Town Council on or before August 1st of each year.
5. A public hearing on the proposed budget is held at a regular Council meeting prior to the start of the fiscal year.
6. Prior to October 1st, the budget is legally enacted by the adoption of a Resolution.
7. In April of each year, the Town Manager reviews the adopted budget and makes necessary adjustments, which are submitted to the Town Council for their approval.
8. Formal budgeting integration is employed as a management control device during the year for the general and special revenue funds.

Encumbrances represent commitments related to unperformed contracts for goods and services. Encumbrance accounting, under which purchase orders, contracts and other commitments for the expenditure of monies are recorded in order to reserve that portion of the applicable appropriation, is employed as an extension of formal budgetary integration in the general and special revenue funds. Encumbrances outstanding at year end are reported as unassigned fund balances and do not constitute expenditures or liabilities because the commitments will be honored during the subsequent year. The subsequent year's appropriations provide authority to complete these transactions. There were no encumbrances outstanding at year end.

**INDEPENDENT AUDITOR'S REPORT ON INTERNAL CONTROL OVER FINANCIAL REPORTING
AND ON COMPLIANCE AND OTHER MATTERS BASED ON AN AUDIT OF FINANCIAL
STATEMENTS PERFORMED IN ACCORDANCE WITH *GOVERNMENT AUDITING STANDARDS***

Honorable Mayor and Members of Town Council
Town of Indialantic, Florida

We have audited, in accordance with the auditing standards generally accepted in the United States of America and the standards applicable to financial audits contained in *Government Auditing Standards* issued by the Comptroller General of the United States, the financial statements of the governmental activities, the business-type activities, each major fund, and the aggregate remaining fund information of the Town of Indialantic, Florida, as of and for the year ended September 30, 2023, and the related notes to the financial statements, which collectively comprise the Town of Indialantic, Florida's basic financial statements, and have issued our report thereon dated June 5, 2024.

Report on Internal Control Over Financial Reporting

In planning and performing our audit of the financial statements, we considered the Town of Indialantic, Florida's internal control over financial reporting (internal control) as a basis for designing audit procedures that are appropriate in the circumstances for the purpose of expressing our opinions on the financial statements, but not for the purpose of expressing an opinion on the effectiveness of the Town of Indialantic, Florida's internal control. Accordingly, we do not express an opinion on the effectiveness of the Town of Indialantic, Florida's internal control.

A deficiency in internal control exists when the design or operation of a control does not allow management or employees, in the normal course of performing their assigned functions, to prevent, or detect and correct, misstatements on a timely basis. A *material weakness* is a deficiency, or combination of deficiencies, in internal control such that there is a reasonable possibility that a material misstatement of the entity's financial statements will not be prevented, or detected and corrected on a timely basis. A *significant deficiency* is a deficiency, or a combination of deficiencies, in internal control that is less severe than a material weakness, yet important enough to merit attention by those charged with governance.

Our consideration of internal control was for the limited purpose described in the first paragraph of this section and was not designed to identify all deficiencies in internal control that might be material weaknesses or significant deficiencies. Given these limitations, during our audit we did not identify any deficiencies in internal control that we consider to be material weaknesses. However, material weaknesses or significant deficiencies may exist that were not identified.

Report on Compliance and Other Matters

As part of obtaining reasonable assurance about whether the Town of Indialantic, Florida's financial statements are free of material misstatement, we performed tests of its compliance with certain provisions of laws, regulations, contracts, and grant agreements, noncompliance with which could have a direct and material effect on the financial statements. However, providing an opinion on compliance with those provisions was not an objective of our audit and, accordingly, we do not express such an opinion. The results of our tests disclosed no instances of noncompliance or other matters that are required to be reported under *Government Auditing Standards*.

Purpose of this Report

The purpose of this report is solely to describe the scope of our testing of internal control and compliance and the results of that testing, and not to provide an opinion on the effectiveness of the entity's internal control or on compliance. This report is an integral part of an audit performed in accordance with *Government Auditing Standards* in considering the entity's internal control and compliance. Accordingly, this communication is not suitable for any other purpose.

Carr, Riggs & Ingram, L.L.C.

Melbourne, Florida

June 5, 2024



Carr, Riggs & Ingram, LLC
 215 Baytree Drive
 Melbourne, Florida 32940

 321.255.0088
 386.336.4189 (fax)
 CRlcpa.com

INDEPENDENT AUDITOR’S MANAGEMENT LETTER

Honorable Mayor and Members of Town Council
 Town of Indialantic, Florida

Report on the Financial Statements

We have audited the financial statements of the Town of Indialantic, Florida, as of and for the fiscal year ended September 30, 2023, and have issued our report thereon dated June 5, 2024.

Auditor’s Responsibility

We conducted our audit in accordance with auditing standards generally accepted in the United States of America and the standards applicable to financial audits contained in *Government Auditing Standards*, issued by the Comptroller General of the United States and Chapter 10.550, Rules of the Auditor General.

Other Reporting Requirements

We have issued our Independent Auditor’s Report on Internal Control over Financial Reporting and on Compliance and Other Matters Based on an Audit of the Financial Statements Performed in Accordance with *Government Auditing Standards* and Independent Accountant’s Report on an examination conducted in accordance with *AICPA Professional Standards*, AT-C Section 315, regarding compliance requirements in accordance with Chapter 10.550, Rules of the Auditor General. Disclosures in that report, which is dated June 5, 2024, should be considered in conjunction with this management letter.

Prior Audit Findings

Section 10.554(1)(i)1., Rules of the Auditor General, requires that we determine whether or not corrective actions have been taken to address findings and recommendations made in the preceding annual financial audit report. The status of the finding and recommendation made in the preceding annual financial audit report, is noted below:

Original No.	Description	Status
2022-001	Parking Tickets	Resolved

Official Title and Legal Authority

Section 10.554(1)(i)4., Rules of the Auditor General, requires that the name or official title and legal authority for the primary government and each component unit of the reporting entity be disclosed in this management letter, unless disclosed in the notes to the financial statements. The legal authority for the Town of Indialantic, Florida, is disclosed in the footnotes. The Town of Indialantic has no component units.

Financial Condition and Management

Section 10.554(1)(i)5.a. and 10.556(7), Rules of the Auditor General, require us to apply appropriate procedures and communicate the results of our determination as to whether or not the Town of Indialantic, Florida, has met one or more of the conditions described in Section 218.503(1), Florida Statutes, and to identify the specific condition(s) met. In connection with our audit, we determined that the Town of Indialantic, Florida, did not meet any of the conditions described in Section 218.503(1), Florida Statutes.

Pursuant to Sections 10.554(1)(i)5.b. and 10.556(8), Rules of the Auditor General, we applied financial condition assessment procedures for the Town of Indialantic, Florida. It is management's responsibility to monitor the Town of Indialantic, Florida's financial condition, and our financial condition assessment was based in part on representations made by management and the review of financial information provided by same.

Section 10.554(1)(i)2., Rules of the Auditor General, requires that we communicate any recommendations to improve financial management. In connection with our audit, we did not have any such recommendations.

Additional Matters

Section 10.554(1)(i)3., Rules of the Auditor General, requires us to communicate noncompliance with provisions of contracts or grant agreements, or abuse, that have occurred, or are likely to have occurred, that have an effect on the financial statements that is less than material but which warrants the attention of those charged with governance. In connection with our audit, we did not have any such findings.

Purpose of this Letter

Our management letter is intended solely for the information and use of the Legislative Auditing Committee, members of the Florida Senate and the Florida House of Representatives, the Florida Auditor General, Federal and other granting agencies, the Council members and applicable management, and is not intended to be and should not be used by anyone other than these specified parties.

Carr, Riggs & Ingram, L.L.C.

Melbourne, Florida

June 5, 2024



Carr, Riggs & Ingram, LLC
215 Baytree Drive
Melbourne, Florida 32940

321.255.0088
386.336.4189 (fax)
CRLcpa.com

INDEPENDENT ACCOUNTANT’S REPORT ON COMPLIANCE WITH LOCAL GOVERNMENT INVESTMENT POLICIES

To the Honorable Mayor and Members of Town Council
Town of Indialantic, Florida

We have examined the Town of Indialantic, Florida’s (the “Town”) compliance with the requirements of Section 218.415, Florida Statutes, *Local Government Investment Policies*, during the year ended September 30, 2023. Management of the Town is responsible for the Town’s compliance with the specified requirements. Our responsibility is to express an opinion on the Town’s compliance with the specified requirements based on our examination.

Our examination was conducted in accordance with attestation standards established by the American Institute of Certified Public Accountants. Those standards require that we plan and perform the examination to obtain reasonable assurance about whether the Town complied, in all material respects, with the specified requirements referenced above. An examination involves performing procedures to obtain evidence about whether the Town complied with the specified requirements. The nature, timing, and extent of the procedures selected depend on our judgment, including an assessment of the risks of material noncompliance, whether due to fraud or error. We believe that the evidence obtained is sufficient and appropriate to provide a reasonable basis for our opinion.

We are required to be independent and to meet our other ethical responsibilities in accordance with relevant ethical requirements to the engagement.

Our examination does not provide a legal determination on the Town’s compliance with specified requirements.

In our opinion, the Town complied, in all material respects, with the requirements of Section 218.415, Florida Statutes, *Local Government Investment Policies*, for the year ended September 30, 2023.

This report is intended solely for the information and use of management and the State of Florida Auditor General and is not intended to be and should not be used by anyone other than these specified parties.

Carr, Riggs & Ingram, L.L.C.

Melbourne, Florida
June 5, 2024