

ANNUAL FINANCIAL REPORT

CITY OF OPA-LOCKA, FLORIDA

FOR THE FISCAL YEAR ENDED SEPTEMBER 30, 2023



The City of Opa-locka

Mission Statement

The Mission of the City of Opa-locka is to enhance the quality of life, environment, and safety of our customers and employees in an atmosphere of courtesy, integrity, and quality service.

CITY OF OPA-LOCKA, FLORIDA
ANNUAL FINANCIAL REPORT
FOR THE FISCAL YEAR ENDED SEPTEMBER 30, 2023

TABLE OF CONTENTS

	<u>PAGE</u>
I. FINANCIAL SECTION	
INDEPENDENT AUDITORS' REPORT	1-4
MANAGEMENT'S DISCUSSION AND ANALYSIS (Required Supplementary Information)	5-22
BASIC FINANCIAL STATEMENTS:	
Government-wide Financial Statements:	
Statement of Net Position	23
Statement of Activities	24
Fund Financial Statements:	
Balance Sheet – Governmental Funds	25
Reconciliation of the Governmental Funds to the Statement of Net Position	26
Statement of Revenues, Expenditures, and Changes in Fund Balances – Governmental Funds	27
Reconciliation of the Statement of Revenues, Expenditures, and Changes in Fund Balances of Governmental Funds to the Statement of Activities	28
Statement of Net Position – Proprietary Funds	29
Statement of Revenues, Expenses, and Changes in Net Position – Proprietary Funds	30
Statement of Cash Flows – Proprietary Funds	31
Notes to Basic Financial Statements	32-64
REQUIRED SUPPLEMENTARY INFORMATION (OTHER THAN MD&A):	
Budgetary Comparison Schedules:	
General Fund	65-66
American Rescue Plan Act Fund	67
Notes to Budgetary Comparison Schedules	68
Schedule of the City's Proportionate Share of the Net Pension Liability –Florida Retirement System Pension Plan	69
Schedule of the City's Contributions – Florida Retirement System Pension Plan	70
Schedule of the City's Proportionate Share of the Net Pension Liability – Health Insurance Subsidy Pension Plan	71
Schedule of the City's Contributions – Health Insurance Subsidy Pension Plan	72
Schedule of Changes in the City's Total Other Post-Employment Benefits Liability and Related Ratios	73

CITY OF OPA-LOCKA, FLORIDA
ANNUAL FINANCIAL REPORT
FOR THE FISCAL YEAR ENDED SEPTEMBER 30, 2023

I. FINANCIAL SECTION (Continued)

SUPPLEMENTARY INFORMATION:

Combining and Individual Fund Statements and Schedules	
Combining Balance Sheet – Non-Major Governmental Funds	74
Combining Statement of Revenues, Expenditures, and Changes in Fund Balances – Non-Major Governmental Funds	75
Budgetary Comparison Schedule: Law Enforcement Fund	76
Budgetary Comparison Schedule: Peoples Transportation Tax Fund	77
Budgetary Comparison Schedule: Community Redevelopment Agency Fund	78
Budgetary Comparison Schedule: Capital Improvement Debt Service Fund	79
Budgetary Comparison Schedule: Safe Neighborhood Capital Improvement Fund	80

II. COMPLIANCE SECTION

Independent Auditors' Report on Internal Control Over Financial Reporting and on Compliance and Other Matters Based on an Audit of Financial Statements Performed in Accordance with <i>Government Auditing Standards</i>	81-82
Independent Auditors' Report on Compliance for Each Major State Project and on Internal Control Over Compliance Required by Chapter 10.550, Rules of the Auditor General	83-85
Schedule of Expenditures of State Financial Assistance	86
Notes to Schedule of Expenditures of State Financial Assistance	87
Schedule of Findings and Questioned Costs	87-101
Summary Schedule of Prior Audit Findings	102
Management Letter in Accordance with the Rules of the Auditor General of the State of Florida	103-105
Appendix A – Current Year and Prior Years Recommendations to Improve Financial Management	106-109
Independent Accountants' Report on Compliance with Requirements of Section 218.415, Florida Statutes	110
Affidavit, F.S. Section 163.31801, Impact Fees	111
Corrective Action Plan	112-115

INDEPENDENT AUDITORS' REPORT

INDEPENDENT AUDITORS' REPORT

To the Honorable Mayor, City Commission and City Manager
City of Opa-locka, Florida

Qualified and Unmodified Opinions

We have audited the accompanying financial statements of the governmental activities, the business-type activities, each major fund, and the aggregate remaining fund information of the City of Opa-locka, Florida (the "City"), as of and for the fiscal year ended September 30, 2023, and the related notes to the financial statements, which collectively comprise the City's basic financial statements as listed in the table of contents.

Summary of Opinions

<u>Opinion Unit</u>	<u>Type of Opinion</u>
Governmental Activities	Unmodified
Business-type Activities	Qualified
General Fund	Unmodified
American Rescue Plan Act	Unmodified
Capital Project Improvement Debt Service	Unmodified
Safe Neighborhood Capital Improvement	Unmodified
Water and Sewer Fund	Qualified
Stormwater Fund	Qualified
Aggregate Remaining Fund Information	Unmodified

Qualified Opinions on the Business-type Activities, Water and Sewer Fund and Stormwater Fund

In our opinion, except for the possible effects of the matter discussed in the Basis for Qualified and Unmodified Opinions section of our report, the financial statements referred to above present fairly, in all material respects, the financial position of the City, as of September 30, 2023, and the changes in financial position thereof for the fiscal year then ended in accordance with accounting principles generally accepted in the United States of America.

Unmodified Opinion on the Governmental Activities, General Fund, American Rescue Plan Act Fund, Capital Project Improvement Debt Service, Safe Neighborhood Capital Improvement Fund and Aggregate Remaining Fund Information

In our opinion, the financial statements of referred to above presents fairly, in all material respects, the respective financial position of the Governmental Activities, General Fund, American Rescue Plan Act Fund, Capital Project Improvement Debt Service, Safe Neighborhood Capital Improvement Fund and Aggregate Remaining Fund Information of the City, as of September 30, 2023, and the respective changes in financial position for the fiscal year then ended in accordance with accounting principles generally accepted in the United States of America.

Basis for Qualified and Unmodified Opinions

We conducted our audit in accordance with auditing standards generally accepted in the United States of America and the standards applicable to financial audits contained in *Government Auditing Standards*, issued by the Comptroller General of the United States (*Government Auditing Standards*). Our responsibilities under those standards are further described in the Auditors' Responsibilities for the Audit of the Financial Statements section of our report. We are required to be independent of the City and to meet our other ethical responsibilities, in accordance with the relevant ethical requirements relating to our audit. We believe that the audit evidence we have obtained is sufficient and appropriate to provide a basis for our audit opinions.

Matter Giving Rise to Qualified Opinion on the Business-type Activities, Water and Sewer Fund and Stormwater Fund

Management has not properly accounted for the Utility Billing Receivables and Revenue activity for the fiscal year ended September 30, 2023. Accounting principles generally accepted in the United States of America require accounts receivable to be accrued and reconciled as of fiscal year end. The amounts by which this departure would affect the assets, net position, and revenues of the Water and Sewer Fund and Stormwater Fund has not been determined.

Responsibilities of Management for the Financial Statements

Management is responsible for the preparation and fair presentation of the financial statements in accordance with accounting principles generally accepted in the United States of America, and for the design, implementation, and maintenance of internal control relevant to the preparation and fair presentation of financial statements that are free from material misstatement, whether due to fraud or error.

In preparing the financial statements, management is required to evaluate whether there are conditions or events, considered in the aggregate, that raise substantial doubt about the City's ability to continue as a going concern for twelve months beyond the financial statement date, including any currently known information that may raise substantial doubt shortly thereafter.

Auditors' Responsibilities for the Audit of the Financial Statements

Our objectives are to obtain reasonable assurance about whether the financial statements as a whole are free from material misstatement, whether due to fraud or error, and to issue an auditors' report that includes our opinions. Reasonable assurance is a high level of assurance but is not absolute assurance and therefore is not a guarantee that an audit conducted in accordance with generally accepted auditing standards and *Government Auditing Standards* will always detect a material misstatement when it exists. The risk of not detecting a material misstatement resulting from fraud is higher than for one resulting from error, as fraud may involve collusion, forgery, intentional omissions, misrepresentations, or the override of internal control. Misstatements are considered material if there is a substantial likelihood that, individually or in the aggregate, they would influence the judgment made by a reasonable user based on the financial statements.

In performing an audit in accordance with generally accepted auditing standards and *Government Auditing Standards*, we:

- Exercise professional judgment and maintain professional skepticism throughout the audit.
- Identify and assess the risks of material misstatement of the financial statements, whether due to fraud or error, and design and perform audit procedures responsive to those risks. Such procedures include examining, on a test basis, evidence regarding the amounts and disclosures in the financial statements.
- Obtain an understanding of internal control relevant to the audit in order to design audit procedures that are appropriate in the circumstances, but not for the purpose of expressing an opinion on the effectiveness of the City's internal control. Accordingly, no such opinion is expressed.
- Evaluate the appropriateness of accounting policies used and the reasonableness of significant accounting estimates made by management, as well as evaluate the overall presentation of the financial statements.
- Conclude whether, in our judgment, there are conditions or events, considered in the aggregate, that raise substantial doubt about the City's ability to continue as a going concern for a reasonable period of time.

We are required to communicate with those charged with governance regarding, among other matters, the planned scope and timing of the audit, significant audit findings, and certain internal control-related matters that we identified during the audit.

Required Supplementary Information

Accounting principles generally accepted in the United States of America require that the management's discussion and analysis on pages 5 through 22, and the budgetary comparison schedules, the schedules of city's proportionate share of net pension liability, the schedules of city's contributions, and the schedule of changes in the city's total OPEB liability and related ratios on pages 65 through 73 be presented to supplement the basic financial statements. Such information is the responsibility of management and, although not a part of the basic financial statements, is required by the Governmental Accounting Standards Board, who considers it to be an essential part of financial reporting for placing the basic financial statements in an appropriate operational, economic, or historical context. We have applied certain limited procedures to the required supplementary information in accordance with auditing standards generally accepted in the United States of America, which consisted of inquiries of management about the methods of preparing the information and comparing the information for consistency with management's responses to our inquiries, the basic financial statements, and other knowledge we obtained during our audit of the basic financial statements. We do not express an opinion or provide any assurance on the information because the limited procedures do not provide us with sufficient evidence to express an opinion or provide any assurance.

Supplementary Information

Our audit was conducted for the purpose of forming opinions on the financial statements that collectively comprise the City's basic financial statements. The combining and individual fund statements and schedules and the schedule of expenditures of state financial assistance, as required by Chapter 10.550, Rules of the Auditor General as listed in the table of contents, are presented for purposes of additional analysis and are not a required part of the basic financial statements. Such information is the responsibility of management and was derived from and relates directly to the underlying accounting and other records used to prepare the basic financial statements. The information has been subjected to the auditing procedures applied in the audit of the basic financial statements and certain additional procedures, including comparing and reconciling such information directly to the underlying accounting and other records used to prepare the basic financial statements or to the basic financial statements themselves, and other additional procedures in accordance with auditing standards generally accepted in the United States of America. In our opinion, the combining and individual fund statements and schedules and the schedule of expenditures of state financial assistance, are fairly stated, in all material respects, in relation to the basic financial statements as a whole.

Other Reporting Required by Government Auditing Standards

In accordance with *Government Auditing Standards*, we have also issued our report dated December 19, 2024, on our consideration of the City's internal control over financial reporting and on our tests of its compliance with certain provisions of laws, regulations, contracts, and grant agreements and other matters. The purpose of that report is solely to describe the scope of our testing of internal control over financial reporting and compliance and the results of that testing, and not to provide an opinion on the effectiveness of the City's internal control over financial reporting or on compliance. That report is an integral part of an audit performed in accordance with *Government Auditing Standards* in considering City's internal control over financial reporting and compliance.

Marcum LLP

Miami, FL
December 19, 2024

MANAGEMENT'S DISCUSSION AND ANALYSIS
(Required Supplementary Information)

CITY OF OPA-LOCKA, FLORIDA
MANAGEMENT'S DISCUSSION AND ANALYSIS
FOR THE FISCAL YEAR ENDED SEPTEMBER 30, 2023

OVERVIEW OF THE FINANCIAL STATEMENTS

The City of Opa-locka's (the "City") Management Discussion and Analysis ("MD&A") is designed to provide an objective and easy to read analysis of the City's financial activities based on currently known facts, decisions, or conditions. It is intended to provide a broad overview on short-term and long-term analyses of the City's activities based on information presented in the financial report and fiscal policies that have been adopted by the City. Specifically, this section is designed to assist the reader in focusing on significant financial issues, provide an overview of the City's financial activity, identify changes in the City's financial position (its ability to address the next and subsequent year challenges), identify any material deviations from the financial plan (the approved budget), and identify individual fund issues or concerns. The information contained within this section should be considered only a part of a greater whole of information on the City's financial status.

FINANCIAL HIGHLIGHTS

1. The assets and deferred outflows of resources of the City exceeded its liabilities and deferred inflows of resources at the close of the most recent fiscal year by \$60.6 million (net position).
2. The City's governmental activities reported net position of \$35.7 million (net position).
3. The City's business-type activities reported a net position of \$24.8 million (net position).

Overview of the Financial Statements

This annual report consists of four parts—management's discussion and analysis (this section), the basic financial statements, required supplementary information and an additional section that presents combining financial statements for non-major governmental funds. The basic financial statements include two kinds of statements that present different views of the City:

- The first two statements are government-wide financial statements that provide both long-term and short-term information about the City's overall financial status.
- The remaining statements are fund financial statements that focus on individual parts of the City government, reporting the City's operations in more detail than the government-wide statements.
- The governmental funds statements show how general government services such as public safety were financed in the short term as well as what remains for future spending.

The financial statements include *notes* explaining some of the information in the financial statements and provide more detailed data. The statements are followed by a section of *required supplementary information* which further explains and supports the information in the financial statements. In addition to these required elements, we have included a section combining financial statements that provide details about our non-major governmental funds, each of which is added together and presented in a single column in the basic financial statements.

Users interested in "budgetary performance" will find that information available in the required supplementary information and supplementary information following the notes to the financial statements.

GOVERNMENT-WIDE FINANCIAL STATEMENTS

The *government-wide* financial statements consist of a Statement of Net Position and a Statement of Activities. Both statements represent an overview of the City as a whole, separating its operations between governmental and business-type activities. All information is presented utilizing the economic resources measurement focus and accrual basis of accounting. This method better matches revenues and expenses to the period in which the revenues are earned and the expenses attributed, and it is a useful indicator of a government's financial position.

CITY OF OPA-LOCKA, FLORIDA
MANAGEMENT'S DISCUSSION AND ANALYSIS
FOR THE FISCAL YEAR ENDED SEPTEMBER 30, 2023

The *Statement of Net Position* is designed to be similar to a bottom line for the City and its governmental and business-type activities. This statement combines and consolidates governmental fund's current financial resources (short-term spendable resources) with capital assets and long-term obligations. It presents information on all the City's assets and deferred outflows of resources, on one hand; liabilities and deferred inflows of resources on the other hand; the difference between them, reported as net position. Over time, increases or decreases in net position may serve as a useful indicator of whether the financial position of the City is improving or deteriorating.

The *Statement of Activities* is focused on both the gross and net cost of various activities (including governmental, business-type and component unit), which are provided by the government's general tax and program revenues. This is intended to summarize and simplify the user's analysis of the cost of various governmental services and the local taxing efforts necessary to sustain each of those activities.

Both of the government-wide financial statements distinguish functions of the City that are principally supported by taxes, charges for services, and intergovernmental revenues (governmental activities) from other functions that are intended to recover all or a significant portion of their costs through user fees and charges (business-type activities). The governmental activities of the City include general government, public safety, transportation, culture and recreational. The business-type activities include water and sewer, stormwater, and solid waste, where the fee for service typically covers all or most of the cost of operations and depreciation.

The government-wide financial statements can be found on pages 23-24 of this report.

FUND FINANCIAL STATEMENTS

Unlike government-wide financial statements, the focus of fund financial statements is directed to specific activities of the City rather than the City as a whole. Except for the General Fund, separate funds are established to maintain control over resources that have been segregated for specific activities or objectives. The City, like other state and local governments, uses fund accounting to ensure and demonstrate compliance with finance-related legal requirements. All the funds of the City can be divided into two categories: governmental funds and proprietary funds.

GOVERNMENTAL FUNDS

Governmental funds are used to account for essentially the same functions reported as governmental activities in the government-wide financial statements. Governmental fund financial statements focus on near-term inflows and outflows of spendable resources, as well as on balances of spendable resources available at the end of the fiscal year. Such information may be useful in evaluating a government's near-term financing requirements.

Because the focus of governmental funds is narrower than that of the government-wide financial statements, it is useful to compare the information presented for the governmental funds with similar information presented for the governmental activities in the government-wide financial statements. By doing so, readers may better understand the long-term impact of the government's near-term financing decisions. Both the governmental fund balance sheet and the governmental fund statement of revenues, expenditures and changes in fund balances provide a reconciliation to facilitate the comparison between governmental funds and governmental activities.

The City maintains individual governmental funds. Information is presented separately in the governmental fund balance sheet and in the governmental fund statement of revenues, expenditures, and changes in fund balance for the General Fund, which is considered to be a major fund. The Capital Projects Improvement Debt Service Fund was established to account for the proceeds of the 2011 and 2015 debt issuance and is presented as a major fund. The American Rescue Plan Act Fund is used to account for the funds received from the Federal Government and the expenditures of those funds. It is also presented as a major fund. The City presents data from all other governmental funds in a single column (non-major funds). Individual fund data for each of these non-major governmental funds are included in the combining statements.

The City adopts an annual appropriated budget for its governmental funds. Budgetary comparison schedules have been provided for major funds within the required supplementary information to demonstrate compliance with the funds' budgets.

The basic governmental fund financial statements can be found on pages 25-28 of this report.

CITY OF OPA-LOCKA, FLORIDA
MANAGEMENT'S DISCUSSION AND ANALYSIS
FOR THE FISCAL YEAR ENDED SEPTEMBER 30, 2023

PROPRIETARY FUNDS

Proprietary fund financial statements consist of a statement of net position, a statement of revenues, expenses, and changes in net position and a statement of cash flows. These statements are prepared on an accounting basis that is similar to the basis used to prepare government-wide financial statements. For financial reporting purposes, proprietary funds are grouped into Enterprise Funds.

The City uses Enterprise Funds to account for business-type activities that charge fees to customers for the use of specific goods or services. These funds are used to report the same functions presented as business-type activities in the government-wide financial statements.

Proprietary funds provide the same type of information as the government-wide financial statements, only in more detail. The City has three Enterprise Funds: Water and Sewer Fund, Stormwater Fund, and Solid Waste Fund. A statement of cash flows is presented at the fund financial statement level for the proprietary funds.

The basic proprietary fund financial statements can be found on pages 29-31 of this report.

THE OVERALL FINANCIAL POSITION AND RESULTS OF OPERATIONS

When evaluating the financial position and short-term financial performance of the City, two tools are particularly valuable: The Statement of Net Position and the Statement of Activities. It is useful for the user to compare the current year with the prior year. This aids in spotting trends and other areas of concern or interest.

NOTES TO THE BASIC FINANCIAL STATEMENTS

The notes provide additional information that is necessary to acquire a full understanding of the data provided in the government-wide and fund financial statements. The notes to the basic financial statements can be found on pages 32-64 of this report.

OTHER INFORMATION

In addition to the basic financial statements and accompanying notes, this report also presents certain *required supplementary information (RSI)* concerning the City's progress in funding its obligation to provide pension and other post-employment benefits to its employees. This section also includes a comparison between the City's adopted General Fund and final budget and actual financial results. A budgetary comparison schedule has been provided for the General Fund to demonstrate compliance with this budget. The City also adopts an annual appropriated budget for each of its other governmental funds. Major governmental funds are presented as required supplementary information.

Combining statements referred to earlier in connection with non-major governmental funds are presented immediately following the required supplementary information.

CITY OF OPA-LOCKA, FLORIDA
MANAGEMENT'S DISCUSSION AND ANALYSIS
FOR THE FISCAL YEAR ENDED SEPTEMBER 30, 2023

GOVERNMENT-WIDE FINANCIAL ANALYSIS

Summary of Net Position. As noted earlier, Net Position may serve over time as a useful indicator of a government's financial position. There are six basic transactions that will affect the comparability of the Statement of Net Position summary presentation as reflected below:

1. **Net results of activities** will impact (increase/decrease) current and non-current assets, deferred outflows of resources, current and non-current liabilities, deferred inflows of resources, and net position.
2. **Borrowing capital** will increase current assets and long-term debt.
3. **Spending borrowed proceeds on new capital** will reduce current assets and increase capital assets. There is a second impact, an increase in invested in capital assets and an increase in related net debt which will not change the net investment in capital assets.
4. **Spending of non-borrowed current assets on new capital** will reduce current assets, unrestricted Net Position, net investment in capital assets, and will increase capital assets.
5. **Principal payment on debt** will reduce current assets, long-term debt, unrestricted Net Position, and will increase net investment in capital assets.
6. **Reduction of capital assets through depreciation** will reduce capital assets and net investment in capital assets.

The following schedule is a summary of the fiscal year 2023 Statement of Net Position with comparative information for fiscal year 2022.

	Governmental		Business-type		Total	
	Activities		Activities			
	<u>2023</u>	<u>2022</u>	<u>2023</u>	<u>2022</u>	<u>2023</u>	<u>2022</u>
Current and other assets	\$ 34,092,829	\$ 35,330,673	\$ 12,087,071	\$ 8,800,879	\$ 46,179,900	\$ 44,131,552
Capital assets, net	35,484,013	32,911,671	25,522,033	26,342,511	61,006,046	59,254,182
Total assets	<u>69,576,842</u>	<u>68,242,344</u>	<u>37,609,104</u>	<u>35,143,390</u>	<u>107,185,946</u>	<u>103,385,734</u>
Deferred outflow of resources	3,554,827	2,498,549	303,867	274,550	3,858,694	2,773,099
Current and other liabilities	14,347,469	17,327,145	4,507,352	4,766,416	18,854,821	22,093,561
Long-term liabilities	21,697,033	19,235,680	8,474,556	10,300,536	30,171,589	29,536,216
Total liabilities	<u>36,044,502</u>	<u>36,562,825</u>	<u>12,981,908</u>	<u>15,066,952</u>	<u>49,026,410</u>	<u>51,629,777</u>
Deferred inflow of resources	1,372,572	2,062,615	93,827	164,989	1,466,399	2,227,604
Net position:						
Net investment in capital assets	28,307,898	25,028,209	20,016,497	18,102,389	48,324,395	43,130,598
Restricted	7,145,217	7,582,152	-	-	7,145,217	7,582,152
Unrestricted	261,480	(494,908)	4,820,739	2,083,610	5,082,219	1,588,702
Total net assets	<u>\$ 35,714,595</u>	<u>\$ 32,115,453</u>	<u>\$ 24,837,236</u>	<u>\$ 20,185,999</u>	<u>\$ 60,551,831</u>	<u>\$ 52,301,452</u>

CITY OF OPA-LOCKA, FLORIDA
MANAGEMENT'S DISCUSSION AND ANALYSIS
FOR THE FISCAL YEAR ENDED SEPTEMBER 30, 2023

STATEMENT OF NET POSITION

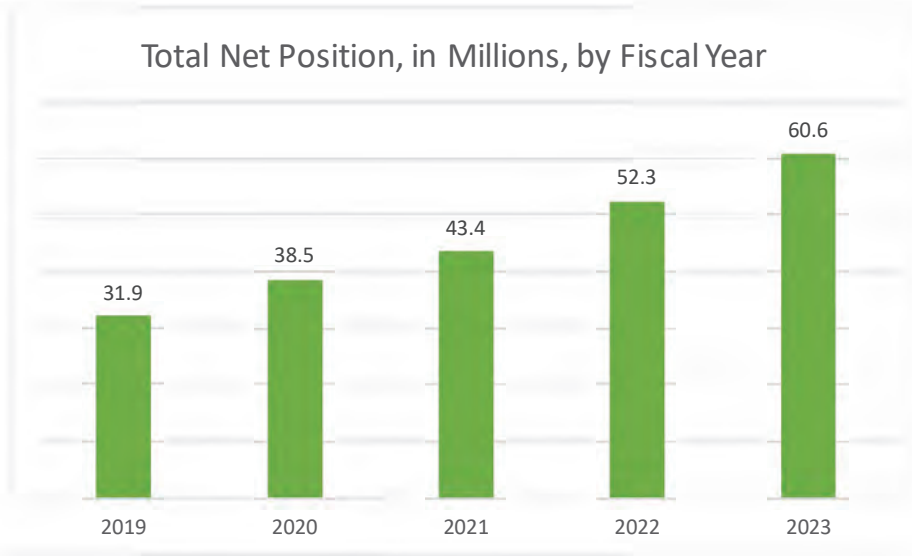
The overall net position of the City of \$60.6 million increased in fiscal year 2023, from the prior year net position, by \$7.1 million or 13%. The net position was \$53.5 million in FY2022. The changes in net position over time can be one of the best and most useful indicators of financial health. The increase is mostly attributable to an increase in business type activities while expenses increased slightly due to increases in capital grants, property taxes, and other taxes. Governmental activities also had a slight increase due to increases in revenues during FY2023. In business type activities, revenues increased significantly due to improved water meters installed throughout the City.

The governmental activities of the City's current and other assets decreased by \$1.2 million, while the current and other liabilities also decreased \$3 million. The decrease in assets is mostly due to increased spending for capital projects including road and drainage improvements and construction of the police station. Current and other liabilities decreased due to reductions in accounts payable and accrued liabilities.

Meanwhile, the business-type activities of the City's current and other assets experienced an increase of \$3.3 million and the current liabilities of those activities decreased by \$.26 million. This was due to increases in cash during the year due to positive operating results during FY2023.

The governmental activities net investment in capital assets, was \$25 million in the previous year and \$28.3 million in the current year. Meanwhile, the previous year's unrestricted net position was a deficit of \$495k and increased to a surplus of \$261k. The change was due to increases in revenues including grant funding.

The business-type activities net investment in capital assets was \$18.3 million in the previous year and increased to \$20 million in the current year. Meanwhile, the previous year's unrestricted net position was \$2.1 million and is now \$4.8 million due to an increase in revenues during the fiscal year offset by a slight increase in expenses.



CITY OF OPA-LOCKA, FLORIDA
MANAGEMENT'S DISCUSSION AND ANALYSIS
FOR THE FISCAL YEAR ENDED SEPTEMBER 30, 2023

By far the largest portion of the City's net position is investment in capital assets (e.g., land, buildings and building improvements, and equipment); less any related debt used to acquire those assets that are still outstanding. The City uses these capital assets to provide services to its citizens; however, these assets are not available for future spending. Although the City's investment in its capital assets is reported net of related debt, it should be noted that the resources needed to repay this debt must be provided from other sources, since the capital assets themselves cannot be used to liquidate these liabilities.

The City has an unrestricted net position of \$5,082,219, which is an increase of \$3,493,517 over the prior year amount of \$1,588,702. Restricted net position decreased \$436,935 during the current year to \$7,145,217 from the prior restricted net position amount of \$7,582,152. The reduction in net restricted net position and increase in unrestricted net position was mostly due reductions in debt service and transfers of unrestricted surplus funds from debt service to the General Fund.

City of Opa-locka's Capital Assets
(Net of accumulated depreciation)

	Governmental Activities		Business-Type Activities		Total	
	<u>2023</u>	<u>2022</u>	<u>2023</u>	<u>2022</u>	<u>2023</u>	<u>2022</u>
Land	\$ 3,556,009	\$ 3,556,009	\$ 14,762	\$ 14,762	\$ 3,570,771	\$ 3,570,771
Construction in progress	5,258,412	4,010,432	4,957,310	4,957,310	10,215,722	8,967,742
Buildings and improvements	14,705,788	14,548,111	3,005,195	3,220,138	17,710,983	17,768,249
Vehicles, furniture and equipment	1,647,440	1,183,083	2,535,103	2,779,354	4,182,543	3,962,437
Infrastructure	10,316,364	9,614,036	15,009,663	15,370,947	25,326,027	24,984,983
Total	<u>\$ 35,484,013</u>	<u>\$ 32,911,671</u>	<u>\$ 25,522,033</u>	<u>\$ 26,342,511</u>	<u>\$ 61,006,046</u>	<u>\$ 59,254,182</u>

Additional information on the City's capital assets can be found in Note 8 of the note disclosures accompanying this report.

CITY OF OPA-LOCKA, FLORIDA
MANAGEMENT'S DISCUSSION AND ANALYSIS
FOR THE FISCAL YEAR ENDED SEPTEMBER 30, 2023

STATEMENT OF ACTIVITIES

The following schedule is a summary of the fiscal year 2023 Statement of Activities with comparative information for fiscal year 2022:

	Governmental			Business-type			Total	
	2023	2022	Change	2023	2022	Change	2023	2022
Revenues:								
Program revenues:								
Charges for services	\$ 5,413,593	\$ 4,662,514	\$ 751,079	\$ 14,546,630	\$ 12,527,126	\$ 2,019,504	\$ 19,960,223	\$ 17,189,640
Operating/capital grants and cont.	401,581	531,942	(130,361)	-	-	-	401,581	531,942
Capital grants and contributions	1,975,632	-	1,975,632	-	-	-	1,975,632	-
General revenues:								
Property taxes	13,438,554	12,831,247	607,307	-	-	-	13,438,554	12,831,247
Other taxes	3,018,029	2,695,398	322,631	-	-	-	3,018,029	2,695,398
Franchise fees	2,455,023	2,216,304	238,719	-	-	-	2,455,023	2,216,304
Intergovernmental, unrestricted	2,649,659	2,386,717	262,942	-	-	-	2,649,659	2,386,717
Interest	295,468	25,211	270,257	-	-	-	295,468	25,211
Other	161,492	607,469	(445,977)	2,806	119,993	(117,187)	164,298	727,462
Total revenues	<u>29,809,031</u>	<u>25,956,802</u>	<u>3,852,229</u>	<u>14,549,436</u>	<u>12,647,119</u>	<u>1,902,317</u>	<u>44,358,467</u>	<u>38,603,921</u>
Expenses and transfers:								
General government	11,868,685	12,361,513	(492,828)	-	-	-	11,868,685	12,361,513
Public safety	7,387,458	5,731,538	1,655,920	-	-	-	7,387,458	5,731,538
Transportation	6,714,239	2,390,268	4,323,971	-	-	-	6,714,239	2,390,268
Culture and recreation	959,818	748,500	211,318	-	-	-	959,818	748,500
Interest and fiscal charges	328,107	323,095	5,012	-	-	-	328,107	323,095
Water and sewer	-	-	-	9,113,181	7,361,941	1,751,240	9,113,181	7,361,941
Stormwater	-	-	-	940,485	919,314	21,171	940,485	919,314
Total expenses	<u>27,258,307</u>	<u>21,554,914</u>	<u>5,703,393</u>	<u>10,053,666</u>	<u>8,281,255</u>	<u>1,772,411</u>	<u>37,311,973</u>	<u>29,836,169</u>
Increase (decrease) in net position before transfers	<u>2,550,724</u>	<u>4,401,888</u>	<u>(1,851,164)</u>	<u>4,495,770</u>	<u>4,365,864</u>	<u>129,906</u>	<u>7,046,494</u>	<u>8,767,752</u>
Transfers	<u>4,906</u>	<u>-</u>	<u>4,906</u>	<u>(4,906)</u>	<u>-</u>	<u>(4,906)</u>	<u>-</u>	<u>-</u>
Increase (decrease) in net position	<u>2,555,630</u>	<u>4,401,888</u>	<u>(1,846,258)</u>	<u>4,490,864</u>	<u>4,365,864</u>	<u>125,000</u>	<u>7,046,494</u>	<u>8,767,752</u>
Net position, beginning	32,115,453	27,516,657	4,598,796	20,185,999	15,925,342	4,260,657	52,301,452	43,441,999
Prior period adjustment	<u>1,043,512</u>	<u>196,908</u>	<u>846,604</u>	<u>160,373</u>	<u>(105,207)</u>	<u>265,580</u>	<u>1,203,885</u>	<u>91,701</u>
Net position, beginning - as restated	<u>33,158,965</u>	<u>27,713,565</u>	<u>5,445,400</u>	<u>20,346,372</u>	<u>15,820,135</u>	<u>4,526,237</u>	<u>53,505,337</u>	<u>43,533,700</u>
Net position, ending	<u>\$ 35,714,595</u>	<u>\$ 32,115,453</u>	<u>\$ 3,599,142</u>	<u>\$ 24,837,236</u>	<u>\$ 20,185,999</u>	<u>\$ 4,651,237</u>	<u>\$ 60,551,831</u>	<u>\$ 52,301,452</u>

CITY OF OPA-LOCKA, FLORIDA
MANAGEMENT'S DISCUSSION AND ANALYSIS
FOR THE FISCAL YEAR ENDED SEPTEMBER 30, 2023

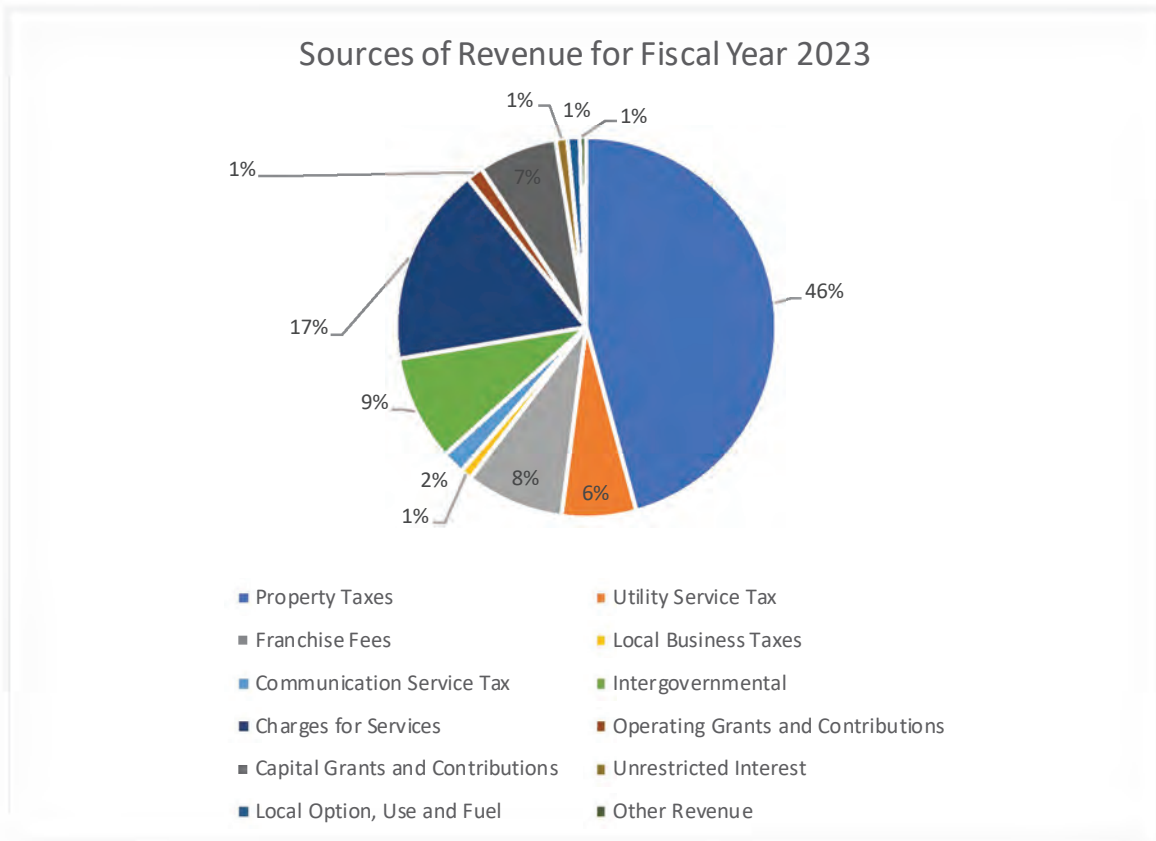
The governmental activities account for the most significant activities within the City, with total revenues of \$29.8 million. The overall governmental revenues increased by \$3.9 million over the prior year. This was primarily attributed to an overall increase in various revenue sources including capital grants and taxes. Capital grants increased primarily due to stormwater improvements and public safety from grant revenue for the construction of the police station.

Operating and capital grants and contributions decreased slightly by \$130k from the prior year which is mostly due to decreases in grants not capital project related and a decrease in County SURTAX revenues as compared to prior year.

Governmental activities expenses increased significantly from the prior year in general governmental, public safety, and transportation representing a change of \$0.5 million, \$1.7 million, and \$4.3 million respectively. The increases in general government and public safety are mostly attributed to increases in payroll costs and insurance. The increase in transportation is mostly due to road resurfacing, maintenance, demolition work, and infrastructure maintenance.

The business-type activities represent water and sewer, solid waste and stormwater operations which reflected \$14.5 million in total revenues. This is an increase of \$2 million over the prior year. The installation of new water meters allowed for more accurate consumption assessments and billing, resulting in an increase of charges for services.

Sources of Revenue for Fiscal Year 2023



CITY OF OPA-LOCKA, FLORIDA
MANAGEMENT'S DISCUSSION AND ANALYSIS
FOR THE FISCAL YEAR ENDED SEPTEMBER 30, 2023

BUSINESS-TYPE ACTIVITIES

The Business-Type Activities are comprised of the Water and Sewer, Solid Waste and Stormwater Fund.

- Total revenues for the Proprietary or Enterprise Funds are \$14.5 million.
- Solid Waste Fund activity is outsourced and managed by Miami-Dade County.

FINANCIAL ANALYSIS OF THE CITY'S FUNDS

The City uses fund accounting to ensure and demonstrate compliance with finance-related legal requirements.

Governmental Funds

The focus of the City's *governmental funds* is to provide information on near-term inflows, outflows and balances of *spendable* resources. Such information is useful in assessing the City's funding requirements. In particular, *unassigned fund balance* may serve as a useful measure of a government's net resources available for spending at the end of the fiscal year.

On September 30, 2023, the City's governmental funds reported combined ending fund balance of \$19.1 million compared to \$18.3 in the prior year. This increase in total government fund balance is the net result of an increase in issuance of debt for vehicle and equipment leases of \$755k, a decrease of revenues over expenditures of \$30k, and a prior period adjustment to the opening balances of accounts payable (see Note 18). The funds had an increase in expenditures is mostly due to increases in capital projects expenditures as noted in the Safe Neighborhood Capital Improvement Fund.

All other Fund Balances are restricted or committed for use such as debt service, transportation, capital projects, public safety, American Rescue Plan Act or other non-major governmental activities. Additionally, there are restrictions of cash on hand associated with the Series 2015 A&B Bonds held by City National Bank.

General Fund

The General Fund is the chief operating fund of the City. At the end of the current fiscal year this total fund balance equals \$10.9 million as compared to \$13 million in the prior fiscal year.

	2023	Percent	2022	Percent	Increase	Percent of
General Fund Revenues	Amount	of Total	Amount	of Total	(Decrease)	Increase
					of Total	(Decrease)
						From 2022
Property taxes	\$11,731,043	58%	\$11,527,785	61%	\$ 203,258	2%
Utility service taxes	90,439	0%	79,617	0%	10,822	14%
Franchise fees	2,277,281	11%	2,216,304	12%	60,977	3%
Local business taxes	281,558	1%	250,487	1%	31,071	12%
Permits and fees	1,164,152	6%	1,722,914	9%	(558,762)	-32%
Intergovernmental	53,692	0%	47,431	0%	6,261	13%
Grants	657,375	3%	-	0%	657,375	
Charges for services	1,098,224	5%	706,042	4%	392,182	56%
Fines and forfeitures	2,792,591	14%	2,181,183	12%	611,408	28%
Other revenue	118,103	1%	158,231	1%	(40,128)	-25%
Interest	59,615	0%	24,037	0%	35,578	148%
Total Revenues	\$20,324,073	100%	\$18,914,031	100%	\$ 1,410,042	7.46%

CITY OF OPA-LOCKA, FLORIDA
MANAGEMENT'S DISCUSSION AND ANALYSIS
FOR THE FISCAL YEAR ENDED SEPTEMBER 30, 2023

Total revenues for the general fund realized an increase of \$1.4 million. The increase is mostly due to increases in grants revenue of \$657k, fines and forfeitures of \$611k, and charges for services of \$392k. The most significant decrease was in permits and fees which was mostly due to reductions in building permit activity during FY 2023. Charges for services increased mostly due to increases in impact fees and off duty police services. Grants revenue increased due to projects to be reimbursed by grant funding for water and sewer and stormwater drainage improvements.

Total expenditures for the general fund increased by \$3.8 million. This increase was overall due to activity in the operating scopes of general government and transportation. Expenditures in the general fund are shown in the following schedule.

General Fund Expenditures	2023	Percent	2022	Percent	Increase	Percent of
	Amount	of Total	Amount	of Total	(Decrease) of Total	Increase (Decrease) From 2022
General government	\$ 9,338,118	39%	\$ 9,780,208	49%	\$ (442,090)	-5%
Public safety	8,106,142	34%	5,185,560	26%	2,920,582	56%
Transportation	2,669,047	11%	2,429,991	12%	239,056	10%
Culture and recreation	903,835	4%	664,471	3%	239,364	36%
Capital outlay	2,293,445	10%	1,535,307	8%	758,138	49%
Debt Service	317,640	1%	232,232	1%	85,408	37%
Interest and other fiscal charges	67,924	0%	32,973	0%	34,951	106%
Total Revenues	\$23,696,151	100%	\$19,860,742	100%	\$ 3,835,409	19.31%

Debt service expenditures increased \$85k due to additional vehicles and equipment leases during the fiscal year 2023. The largest increase was in public safety of \$2.9 million mostly due to increases in salary and benefit expenditures. Capital outlay increased \$758k due to rehabilitation projects, drainage improvements, and road repaving.

Proprietary Funds

The City's proprietary fund statements provide the same type of information found in the government-wide financial statements, but in more detail. The unrestricted net position of the water and sewer, stormwater, and solid waste funds at the end of the prior year was \$2.1 million. The total net position for the enterprise funds improved by over \$4.5 million in fiscal year 2023 when compared to 2022, \$24.8 million over \$20.3 million respectively. The increase is due to water meter upgrades and more effective billing as compared to fiscal year 2022.

GENERAL FUND BUDGETARY HIGHLIGHTS

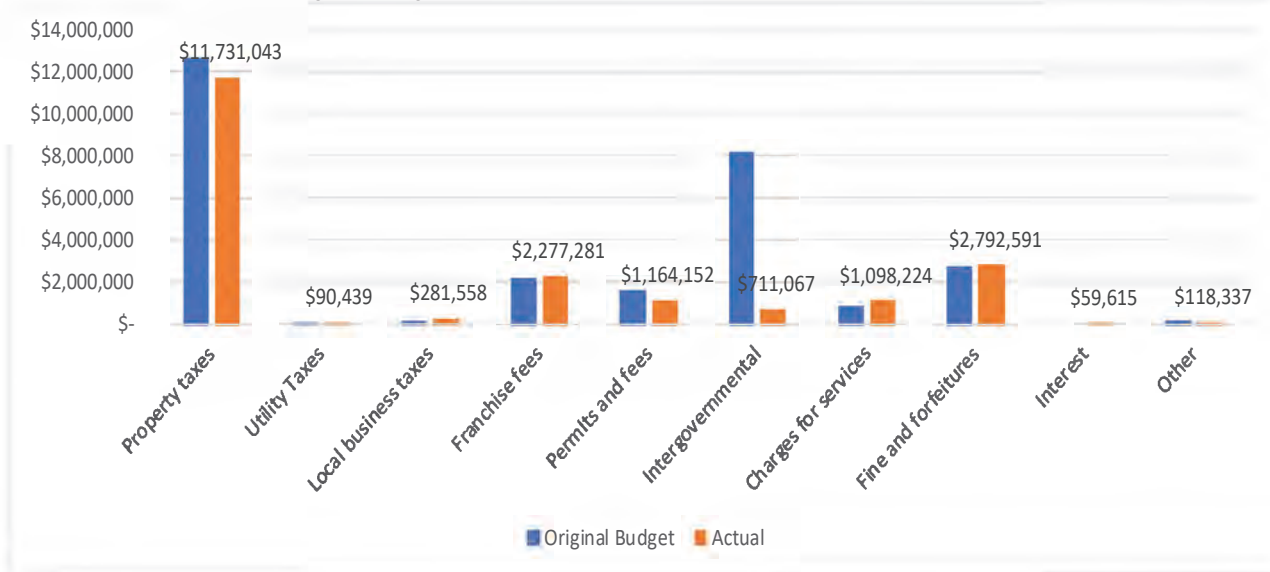
During the year there were adjustments to the appropriations between the original and final amended budget. Overall, the City's actual total revenues were \$8.0 million below the original appropriation. Intergovernmental was the largest variance in the amount of \$7.2 million below budget. The cause of the variance was due to grant funding not received due to delays in water and sewer and stormwater projects including ARPA related projects budgeted. The only revenue source where receipts fell short of projections. Lower than expected permits and property taxes also contributed to the variance.

Relative to budgeted expenditures, overall expenditures had a positive variance in the amount of \$29.6 million. The largest being in capital outlay in the amount of \$20.1 million due to projects budgeted but have not commenced. Additionally, general government had a positive variance of \$8.2 million mostly due to reduced expenditures from the Administration category resulting in a positive variance of \$5.7 million.

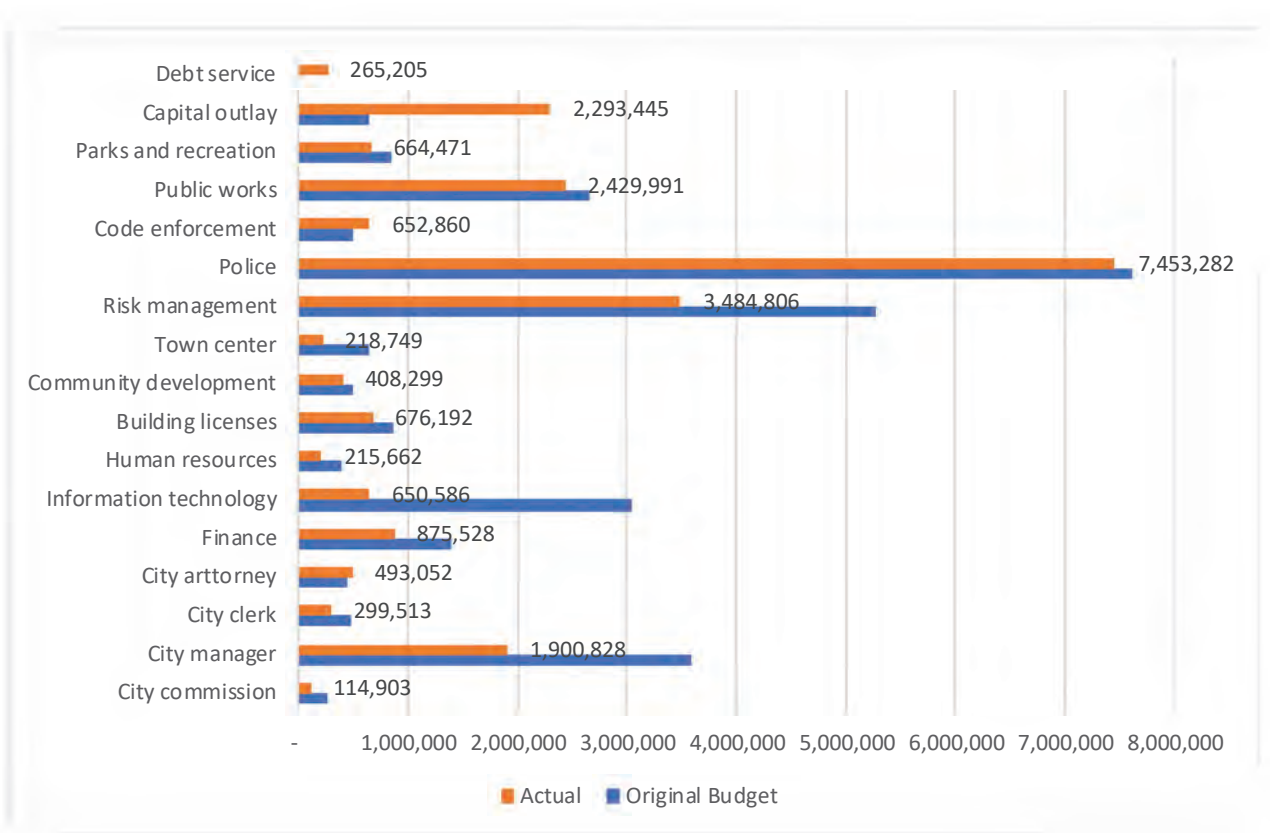
CITY OF OPA-LOCKA, FLORIDA
MANAGEMENT'S DISCUSSION AND ANALYSIS
FOR THE FISCAL YEAR ENDED SEPTEMBER 30, 2023

Overall, the General Fund budgetary comparison has a positive variance of \$16.8 million for the fiscal year 2023.

Original Budget to Actual for FY2023 – Actual Revenues with label



Original Budget to Actual for FY2023 – Actual Expenditures with label



CITY OF OPA-LOCKA, FLORIDA
MANAGEMENT'S DISCUSSION AND ANALYSIS
FOR THE FISCAL YEAR ENDED SEPTEMBER 30, 2023

CAPITAL ASSETS AND DEBT ADMINISTRATION

Capital Assets

As part of the City of Opa-locka strategic plan to prioritize and improve the business & and economic development, public safety, the City image and the quality of life of the residents of Opa-locka have adopted several legislations to perform capital improvement projects to be completed during the fiscal year 2023.

Major capital asset additions during the fiscal year 2023 included the following:

- Ingram Park Fence Upgrades
- Segal Park Fence Upgrades
- Milling and Resurfacing Phase VI and VII- 2 miles
- Sidewalk Installation Phase IV– 1.5 miles of new sidewalk
- NW 147th Street Drainage Improvements

Ingram Park Fence Upgrades Project.

Ingram Park is located at 2100 N Burlington St. in Opa-locka. The Park has a football field, a baseball field, basketball courts, tennis court, waterfront and a playground. In September 2020 the City received funding from the Department of Commerce to replace the existing 6-foot chain link fence with an 8-foot wrought iron picket fence to increase the security and aesthetics of the park.

City of Opa-locka's Capital Assets



**CITY OF OPA-LOCKA, FLORIDA
MANAGEMENT'S DISCUSSION AND ANALYSIS
FOR THE FISCAL YEAR ENDED SEPTEMBER 30, 2023**



Segal Park Fence Upgrades Project

Segal Park is located at 2331 NW 143rd Street in Opa-locka. The Park has pavilions, a senior center and a playground. In September 2020 the City received funding from the Department of Commerce to replace the existing 6-foot chain link fence with a 8-foot wrought iron picket fence to increase the security and aesthetics of the park.

Sidewalk Installation Phase III



CITY OF OPA-LOCKA, FLORIDA
MANAGEMENT'S DISCUSSION AND ANALYSIS
FOR THE FISCAL YEAR ENDED SEPTEMBER 30, 2023

Milling and Resurfacing Phase VI and VII

To enhance the City's image and ensure the safety of residents and business owners as well as visitors to the City an ongoing Milling and Resurfacing project started in 2020 has been divided into phases due to financial constraints; in this opportunity, the sections highlighted in the following map were completed:



Perviz Ave.
Sharazad Blvd. To NW 151st St.



CITY OF OPA-LOCKA, FLORIDA
MANAGEMENT'S DISCUSSION AND ANALYSIS
FOR THE FISCAL YEAR ENDED SEPTEMBER 30, 2023



NW 139th St.
NW 26th Ave. To NW 22nd Pl.

Sidewalk Installation Phase IV

As part of the City compromise to enhance walkability and pedestrian safety in FY 2023, the City initiated phase III of the sidewalk installation project that will be performed citywide. This is a continuing project to address the transportation smart plan for pedestrian access to mass transit. This project has been divided into different phases so that it can be more affordable. This phase addressed 1.5 miles of new sidewalk in the residential areas.



CITY OF OPA-LOCKA, FLORIDA
MANAGEMENT'S DISCUSSION AND ANALYSIS
FOR THE FISCAL YEAR ENDED SEPTEMBER 30, 2023

Drainage Improvements–NW 147th Street

NW 147th Street consists of seven (7) catch basins and six hundred and eleven (611) feet of French drains. The drainage system installed from NW 22nd Pl to 26th Ave along NW 147th Street. The installed systems have proven a significant improvement to manage the stormwater runoff which has had a major impact on the businesses in the area.

NW 147th Street Drainage Improvements



Long-term Liabilities

At the end of the current fiscal year, the City had outstanding liabilities, both current and long-term of \$30.2 million, exclusive of deferred inflows of resources. Refer to Note 10 for details on long-term liabilities.

	Governmental Activities		Business-Type Activities		Total	
	2023	2022	2023	2022	2023	2022
Revenue bonds	\$ 5,713,213	\$ 6,725,527	\$ -	\$ -	\$ 5,713,213	\$ 6,725,527
Leases	1,347,715	910,226	-	143,320	1,347,715	1,053,546
Loans, State Revolving	-	-	3,313,025	3,721,004	3,313,025	3,721,004
Net pension liability	12,767,488	9,311,522	1,091,365	1,023,181	13,858,853	10,334,703
Liability to Miami-Dade	31,672	78,009	760,121	1,872,212	791,793	1,950,221
Liability to Miami-Dade (Meters)	-	-	2,148,453	2,461,097	2,148,453	2,461,097
Total OPEB liability	212,595	169,276	18,172	18,601	230,767.00	187,877
Compensated absences	1,371,475	1,788,245	143,420	123,171	1,514,895.00	1,911,416
Legal	252,875	252,875	1,000,000	1,000,000	1,252,875	1,252,875
Total	\$ 21,697,033	\$ 19,235,680	\$ 8,474,556	\$ 10,362,586	\$ 30,171,589	\$ 29,598,266

CITY OF OPA-LOCKA, FLORIDA
MANAGEMENT'S DISCUSSION AND ANALYSIS
FOR THE FISCAL YEAR ENDED SEPTEMBER 30, 2023

ECONOMIC FACTORS AND NEXT YEAR'S BUDGET AND RATES

Downtown/TownCenter Master Plan - expand and redefine development opportunities recommended from the 2015 Downtown Concept Plan. A Master Plan has been developed to demonstrate the future development opportunities for the Downtown/TownCenter for Opa-locka. Stantec is the Consultant for this project. This is a \$95,000 investment from the OCRA. Master plan was completed this Fall 2021. As a result, a new zoning designation was created for the Historic Downtown Opa-locka District. Four to five sites are slated for mixed use multifamily development.

Proposed Redevelopment Projects in Downtown Opa-locka

- **Wellspring Medical Facility and Elderly Apartments Redevelopment** – 14701 NW 27th Avenue. The former Jackson Birthing Center is being redeveloped into a comprehensive medical facility with a 94-unit, 5-story elderly assisted living apartment and community service facility. The existing 48,000 sf building will be rehab while the new apartment and community service facility is to be developed. The site is owned by Miami-Dade County with WellSpring Group as the operator of the medical facility and the Integral Group as the residential developer. Site plans and DA were presented to the PZAB and CC on June 23rd, 2021, and approved. Estimated time of completion – Fall 2024/Spring 2025.
- **Ten North Group**, formerly OLCDC, has also developed plans for the development of four-to-five mixed use projects in the Historic Downtown Opa-locka District.
- **Florida Residential Solutions** is seeking to develop a 90-unit mixed use development as a JVP with the City of Opa-locka.

Proposed Redevelopment Projects in Barracks Area west of Downtown Opa-locka

- **Right Angle, LLC** has been meeting with developers to propose a redevelopment of the 11 acres they own of the western portion of the Barracks Area. The Barracks was used as military housing when Opa-locka Airport served as a naval air station during WWII. While this site can accommodate up to 825 units of residential development, the maximum density of the entire Barrack area is approximately 2000 units. The FAA regulates the height of development near the airport which limits the height and impacts the density.
- **Opa-Property Management** has been approached to investigate redeveloping on the 10+ acre they presently have 100-0unit of barrack style housing. They have express that they wish to stay “as is” for now.
- **Ten North Group, formerly OLCDC**, has acquired a 1 ac parcel located at 201 Sharazad Boulevard which was used as the officer's hall of the Barracks. The previous owners [Mikon Financial Services] considered redevelopment for a 5-7 story 70-unit multifamily mixed used project.

Innovation and Technology Overlay District – This is overlay to the Opa-locka North Commerce District to promote technological and innovation businesses to relocate and/or expand into this industrial district and add e-commerce business opportunities in the City of Opa-locka.

Infill Housing in the Magnolia North area - Infill Housing is proposed built on Miami-Dade County properties in Magnolia North.

- A 6-unit, two story live-work townhouse project is planned to be built by **Palmetto Homes** at the corner of Duval, Ali Baba Avenue over the next 2 years.
- 2145-2171 Lincoln – **Miami-Dade County** has regained ownership of this project and will be demolishing the partially built shell. A new development team is being assigned and a new project is planned for this site. The plans have yet to be determined.
- **Ali Baba Apartments - Sean Atkins** Development Team will be constructing a 5-6-story multifamily mixed-use development with tandem parking system.
- **Ecotech** will be constructing **Amstrong Apartments**, an 8-story multifamily mixed-use development with an automated parking system.
- **Infill Housing has been proposed on Miami-Dade County** properties in Magnolia North. Four Twin Homes are planned to be built by **Caso Construction Group** on the corner of Duval and Lincoln over the next 2 years.
- **Infill Housing was proposed built on Miami-Dade County** properties in Magnolia North. Two 21-unit Senior Apartment towers are planned to be built **Cazo Construction Group** west of Duval, between Washington and Lincoln over the next 2 years.

CITY OF OPA-LOCKA, FLORIDA
MANAGEMENT'S DISCUSSION AND ANALYSIS
FOR THE FISCAL YEAR ENDED SEPTEMBER 30, 2023

Challenges for 2023-2024

With interest in development in Opa-locka on the rise, we are in a good and bad situation. The City needs development to stabilize the tax base, but the infrastructure issues make development opportunities in Opa-locka an economic challenge for investors and the development community. The Affordable Housing Initiative needs to reflect the quality of life for today's family. This will be key to the growth and redevelopment of the City of Opa-locka.

From the water we drink to the way we travel to work, to school or just running errands, Infrastructure touches every aspect of human life. It has the power to change the natural environment for good or for ill. As the population of the City of Opa-locka increases, resident will demand more services and the need for Infrastructure will rise rapidly. Meanwhile increasingly severe weather events, like the seasonal hurricane season, and the rising sea level pose direct threat to Infrastructure and the critical services they provide. With lack of precise knowledge about the future of climate change, making long term planning increasingly difficult.

The City Administration should adopt a forward-looking approach to address the issue of Infrastructure. Infrastructure should be resilience to the shock and stress it would encounter to pass the capacity test.

Defining Statement:

The City of Opa-locka recognizes that economic development is essential to ensure the community achieves its vision for the future. Sustainability principles identify economic development and quality of life as part of the same equation. Beneficial economic activities, including the creation of long-term employment opportunities, will help sustain and improve the quality of life in Opa-locka. Increased employment stimulates the local economy by increasing overall spending, increased buying power, and leading to increased tax revenue, which means better social, educational, cultural and community services and facilities.

The City Administration considers a safe and livable community with affordable housing as one of their most important priorities. The prevention of crime, dealing with youth issues and maintaining personal safety and security are high priorities for the City. Residents also expect effective and efficient emergency service response, safe and clean public areas, well-maintained and secured public buildings and access to health and social services.

REQUESTS FOR INFORMATION

This financial report is designed to provide a general overview of the City of Opa-locka's finances. Questions concerning any of the information provided in this report or requests for additional information should be addressed to Mr. Darwin Williams, City Manager, 780 Fisherman Street Fourth Floor, City of Opa-locka Florida, 33054. A copy of this report will also be available through the City's website.

BASIC FINANCIAL STATEMENTS

CITY OF OPA-LOCKA, FLORIDA
STATEMENT OF NET POSITION
SEPTEMBER 30, 2023

	Governmental Activities	Business- type Activities	Total
ASSETS			
Current assets:			
Cash	\$ 12,408,965	\$ 8,782,654	\$ 21,191,619
Accounts receivable, net	2,760,009	2,379,508	5,139,517
Leases receivable	371,239	-	371,239
Internal balances	6,034,672	(6,034,672)	-
Due from other governments	101,936	-	101,936
Restricted cash	12,416,008	6,959,581	19,375,589
Total current assets	<u>34,092,829</u>	<u>12,087,071</u>	<u>46,179,900</u>
Non-Current assets:			
Capital assets, non-depreciable	8,814,421	4,972,072	13,786,493
Capital assets, net of accumulated depreciation	26,669,592	20,549,961	47,219,553
Total non-current assets	<u>35,484,013</u>	<u>25,522,033</u>	<u>61,006,046</u>
Total assets	<u>69,576,842</u>	<u>37,609,104</u>	<u>107,185,946</u>
DEFERRED OUTFLOWS OF RESOURCES			
Deferred outflows related to pension (See Note 11)	3,522,066	301,066	3,823,132
Deferred outflows related to OPEB (See Note 14)	32,761	2,801	35,562
Total deferred outflows of resources	<u>3,554,827</u>	<u>303,867</u>	<u>3,858,694</u>
TOTAL ASSETS AND DEFERRED OUTFLOWS OF RESOURCES	<u>73,131,669</u>	<u>37,912,971</u>	<u>111,044,640</u>
LIABILITIES			
Current Liabilities:			
Accounts payable and accrued liabilities	3,458,953	1,020,767	4,479,720
Due to other governments	2,931,370	-	2,931,370
Customer deposits	49,837	3,486,585	3,536,422
Unearned revenue	7,907,309	-	7,907,309
Total current liabilities	<u>14,347,469</u>	<u>4,507,352</u>	<u>18,854,821</u>
Non-Current liabilities:			
Due within one year:			
Compensated absences	324,359	58,244	382,603
Debt related to capital acquisitions	1,338,857	1,042,413	2,381,270
Other long term debt	31,672	760,121	791,793
Due in more than one year:			
Compensated absences	1,047,116	85,176	1,132,292
Contingencies - accrual legal	252,875	1,000,000	1,252,875
Total OPEB liability	212,595	18,172	230,767
Debt related to capital acquisitions	5,722,071	4,419,065	10,141,136
Net pension liability (See Note 11)	12,767,488	1,091,365	13,858,853
Total non-current liabilities	<u>21,697,033</u>	<u>8,474,556</u>	<u>30,171,589</u>
Total liabilities	<u>36,044,502</u>	<u>12,981,908</u>	<u>49,026,410</u>
DEFERRED INFLOWS OF RESOURCES			
Leases	274,916	-	274,916
Deferred inflows related to pension (see Note 11)	921,702	78,787	1,000,489
Deferred inflows related to OPEB (see Note 14)	175,954	15,040	190,994
Total deferred inflows of resources	<u>1,372,572</u>	<u>93,827</u>	<u>1,466,399</u>
TOTAL LIABILITIES AND DEFERRED INFLOWS OF RESOURCES	<u>37,417,074</u>	<u>13,075,735</u>	<u>50,492,809</u>
NET POSITION			
Net investment in capital assets	28,307,898	20,016,497	48,324,395
Restricted for:			
CRA	4,200,571	-	4,200,571
Public safety	465,424	-	465,424
Debt service	2,479,222	-	2,479,222
Unrestricted	261,480	4,820,739	5,082,219
Total net position	<u>\$ 35,714,595</u>	<u>\$ 24,837,236</u>	<u>\$ 60,551,831</u>

See notes to basic financial statements

CITY OF OPA-LOCKA, FLORIDA
STATEMENT OF ACTIVITIES
FOR THE FISCAL YEAR ENDED SEPTEMBER 30, 2023

Functions/Programs	Program Revenues			Net (Expense) Revenue and Changes in Net Position - Primary Government		
	Charges for Services	Operating Grants and Contributions	Capital Grants and Contributions	Governmental Activities	Business- type Activities	Total
Governmental activities:						
General government	\$ 11,868,685	\$ 360,487	\$ 624,241	\$ (9,108,480)	\$ -	\$ (9,108,480)
Public safety	7,387,458	41,094	1,351,391	(2,395,632)	-	(2,395,632)
Transportation	6,714,239	-	-	(6,714,239)	-	(6,714,239)
Culture and recreation	959,818	-	-	(921,043)	-	(921,043)
Interest on long-term debt	328,107	-	-	(328,107)	-	(328,107)
Total governmental activities	27,258,307	401,581	1,975,632	(19,467,501)	-	(19,467,501)
Business-type activities:						
Water and sewer	9,113,181	-	-	-	3,432,189	3,432,189
Stormwater	940,485	-	-	-	1,060,775	1,060,775
Total business-type activities	10,053,666	-	-	-	4,492,964	4,492,964
Total	\$ 37,311,973	\$ 401,581	\$ 1,975,632	(19,467,501)	4,492,964	(14,974,537)

General revenues:	Governmental Activities	Business- type Activities	Total
Property taxes	13,438,554	-	13,438,554
Franchise fees	2,455,023	-	2,455,023
Utility taxes	1,864,371	-	1,864,371
Communication services tax	566,612	-	566,612
Local option, use and fuel taxes	305,488	-	305,488
Local business tax	281,558	-	281,558
Intergovernmental, unrestricted	2,649,659	-	2,649,659
Unrestricted interest earnings	295,468	-	295,468
Other	161,492	2,806	164,298
Transfers	4,906	(4,906)	-
Total general revenues and transfers	22,023,131	(2,100)	22,021,031
Change in net position	2,555,630	4,490,864	7,046,494
Net position beginning, as previously reported	32,115,453	20,185,999	52,301,452
Prior period adjustment (Note 18)	1,043,512	160,373	1,203,885
Net position beginning, as restated	33,158,965	20,346,372	53,505,337
Net position, ending	\$ 35,714,595	\$ 24,837,236	\$ 60,551,831

See notes to basic financial statements

CITY OF OPA-LOCKA, FLORIDA
BALANCE SHEET
GOVERNMENTAL FUNDS
SEPTEMBER 30, 2023

	General Fund	American Rescue Plan Act Fund	Capital Projects Improvement Debt Service	Safe Neighborhood Capital Improvement Fund	Other Nonmajor Governmental Funds	Total Governmental Funds
ASSETS						
Cash	\$ 7,772,777	\$ -	\$ -	\$ -	\$ 4,636,188	\$ 12,408,965
Accounts receivable, net	1,046,584	-	-	1,345,040	101,936	2,493,560
Leases receivable	371,239	-	-	-	-	371,239
Due from other governments	-	-	368,385	-	-	368,385
Due from other funds	9,451,537	-	285,695	1,878,181	8,368	11,623,781
Restricted cash	1,039,045	8,034,358	2,692,605	-	650,000	12,416,008
Advances to other funds	21,601,860	-	1,896,375	1,784,560	2,291,156	27,573,951
TOTAL ASSETS	\$ 41,283,042	\$ 8,034,358	\$ 5,243,060	\$ 5,007,781	\$ 7,687,648	\$ 67,255,889
LIABILITIES						
Accounts payable and accrued liabilities	\$ 2,016,275	\$ 25,270	\$ 188	\$ 1,041,553	\$ 375,667	\$ 3,458,953
Due to other funds	8,900,157	17,042	73,129	-	1,439,103	10,429,431
Due to other governments	2,931,370	-	-	-	-	2,931,370
Customer deposits	49,837	-	-	-	-	49,837
Unearned revenue	-	7,907,309	-	-	-	7,907,309
Advances from other funds	16,004,450	-	794,146	2,427,406	3,507,627	22,733,629
TOTAL LIABILITIES	29,902,089	7,949,621	867,463	3,468,959	5,322,397	47,510,529
DEFERRED INFLOWS OF RESOURCES						
Leases	274,916	-	-	-	-	274,916
Unavailable revenue	177,742	-	-	119,356	51,850	348,948
TOTAL DEFERRED INFLOWS OF RESOURCES	452,658	-	-	119,356	51,850	623,864
FUND BALANCES						
Nonspendable:						
Advances to other funds	21,601,860	-	1,896,375	1,784,560	2,291,156	27,573,951
Restricted:						
CRA	-	-	-	-	4,200,571	4,200,571
Public safety	-	84,737	-	-	380,687	465,424
Debt service	-	-	2,479,222	-	-	2,479,222
Unassigned (deficit)	(10,673,565)	-	-	(365,094)	(4,559,013)	(15,597,672)
Total fund balances	10,928,295	84,737	4,375,597	1,419,466	2,313,401	19,121,496
TOTAL LIABILITIES, DEFERRED INFLOWS OF RESOURCES AND FUND BALANCES	\$ 41,283,042	\$ 8,034,358	\$ 5,243,060	\$ 5,007,781	\$ 7,687,648	\$ 67,255,889

CITY OF OPA-LOCKA, FLORIDA
RECONCILIATION OF THE GOVERNMENTAL FUNDS BALANCE SHEET
TO THE STATEMENT OF NET POSITION
SEPTEMBER 30, 2023

Total governmental fund balances (page 25) \$ 19,121,496

Amounts reported for governmental activities in the Government-wide Statement of Net Position are different because:

Capital assets used in governmental activities are not financial resources and therefore are not reported in the funds. 35,484,013

Long-term liabilities are not due and payable in the current period and therefore are not reported in the governmental funds.

Long-term debt	(7,060,928)	
Net pension liability	(12,767,488)	
Compensated absences	(1,371,475)	
Total OPEB liability	(212,595)	
Accrued legal settlement	(252,875)	
Other long-term debt	<u>(31,672)</u>	
Net adjustment		(21,697,033)

Net deferred outflows(inflows) for pensions and OPEB which are not recognized under the modified accrual basis of accounting. 2,457,171

Some receivables are not available to pay for current-period expenditures and, therefore are reported as unavailable revenue in the funds. They are, however, recognized in the governmental activities. 348,948

Net position of governmental activities (page 23) **\$ 35,714,595**

CITY OF OPA-LOCKA, FLORIDA
STATEMENT OF REVENUES, EXPENDITURES AND CHANGES IN FUND BALANCES
GOVERNMENTAL FUNDS
FOR THE FISCAL YEAR ENDED SEPTEMBER 30, 2023

	General Fund	American Rescue Plan Act Fund	Capital Projects Improvement Debt Service	Safe Neighborhood Capital Improvement Fund	Other Governmental Funds	Total Governmental Funds
Revenues:						
Property taxes	\$ 11,731,043	\$ -	\$ -	\$ -	\$ 1,707,511	\$ 13,438,554
Franchise fees	2,277,281	-	-	-	-	2,277,281
Utility taxes	90,439	-	1,773,932	-	-	1,864,371
Communication service taxes	-	-	566,612	-	-	566,612
Local option, use and fuel taxes	-	-	1,771,033	305,488	-	2,076,521
Local business taxes	281,558	-	-	-	-	281,558
Permits and fees	1,164,152	-	-	-	-	1,164,152
Intergovernmental revenue	53,692	49,753	878,626	1,427,257	514,150	2,923,478
Grants	657,375	-	-	-	-	657,375
Charges for services	1,098,224	-	-	-	-	1,098,224
Fines and forfeitures	2,792,591	-	-	-	-	2,792,591
Interest	59,615	109,497	55,900	1,179	69,277	295,468
Other	118,103	-	-	-	-	118,103
Total revenues	20,324,073	159,250	5,046,103	1,733,924	2,290,938	29,554,288
Expenditures:						
Current operating:						
General government	9,338,118	75,023	-	-	374,700	9,787,841
Public safety	8,106,142	-	-	-	51,500	8,157,642
Transportation	2,669,047	-	-	-	201,520	2,870,567
Culture and recreation	903,835	-	-	-	-	903,835
Capital outlay	2,293,445	-	-	3,449,138	417,675	6,160,258
Debt service:						
Principal	317,640	-	1,058,651	-	-	1,376,291
Interest and other fiscal charges	67,924	-	260,183	-	-	328,107
Total expenditures	23,696,151	75,023	1,318,834	3,449,138	1,045,395	29,584,541
Excess (deficiency) of revenues over expenditures	(3,372,078)	84,227	3,727,269	(1,715,214)	1,245,543	(30,253)
Other financing sources (uses)						
Issuance of debt - lease	755,129	-	-	-	-	755,129
Insurance reimbursements	56,202	-	-	-	-	56,202
Transfers in	3,503,133	-	125,177	4,154,042	-	7,782,352
Transfers out	(4,128,054)	-	(3,576,262)	(73,130)	-	(7,777,446)
Total other financing sources (uses)	186,410	-	(3,451,085)	4,080,912	-	816,237
Net change in fund balances	(3,185,668)	84,227	276,184	2,365,698	1,245,543	785,984
Fund balances, beginning - as previously reported	13,006,678	510	4,099,413	(976,510)	1,161,909	17,292,000
Prior period adjustment (see Note 18)	1,107,285	-	-	30,278	(94,051)	1,043,512
Fund balances, beginning - as restated	14,113,963	510	4,099,413	(946,232)	1,067,858	18,335,512
Fund balances, ending	\$ 10,928,295	\$ 84,737	\$ 4,375,597	\$ 1,419,466	\$ 2,313,401	\$ 19,121,496

CITY OF OPA-LOCKA, FLORIDA
RECONCILIATION OF THE STATEMENT OF REVENUES, EXPENDITURES AND CHANGES IN FUND BALANCES OF
GOVERNMENTAL FUNDS TO THE STATEMENT OF ACTIVITIES
FOR THE FISCAL YEAR ENDED SEPTEMBER 30, 2023

Net change in fund balances - total governmental funds (page 27) \$ 785,984

Amounts reported for governmental activities in the Government-wide Statement of Activities are different because:

Governmental funds report capital outlays as expenditures while the Statement of Activities reports depreciation expense on capital assets. This is the amount by which capital outlays exceeded depreciation in the current period. The details of the difference (excluding the internal service fund) are as follows:

Capital outlay	4,263,210	
Depreciation expense	(1,690,868)	
Net adjustment		2,572,342

The issuance of long-term debt provides current financial resources to governmental funds. Repayment of the principal consumes current financial resources of governmental funds. Neither transaction, however, has any effect on net position. The details of the difference (excluding the internal service fund) are as follows:

Issuance of debt - leases	(755,129)	
Principal payments	1,376,291	
Net adjustment		621,162

Some expenses reported in the Statement of Activities do not require the use of current financial resources and therefore are not reported as expenditures in governmental funds.

Changes in:

Compensated absences	416,770	
Deferred inflows and outflows relating to pensions, and the net pension liability	(2,041,347)	
Deferred inflows and outflows relating to OPEB, and the OPEB liability	2,178	
Net adjustment		(1,622,399)

Revenue collected outside of the period of availability is not available to pay for current period expenditures. However, it is available to pay long term obligations of the City.

198,541

Change in net position of governmental activities (page 24) **\$ 2,555,630**

CITY OF OPA-LOCKA, FLORIDA
STATEMENT OF NET POSITION
PROPRIETARY FUNDS
SEPTEMBER 30, 2023

	Business-type Activities			
	Enterprise Funds			
	Major Funds			
	Water and Sewer Fund	Stormwater Fund	Non-Major Solid Waste	Total
ASSETS				
Current assets:				
Cash	\$ 6,982,525	\$ 1,736,125	\$ 64,004	\$ 8,782,654
Accounts receivable, net	1,889,964	489,544	-	2,379,508
Due from other funds	994,981	234,802	-	1,229,783
Restricted cash	3,507,484	3,452,097	-	6,959,581
Total current assets	13,374,954	5,912,568	64,004	19,351,526
Non-current assets				
Advances to other funds	6,711,702	2,647,295	1,690,114	11,049,111
Capital assets, non-depreciable	4,674,370	297,702	-	4,972,072
Capital assets, net of accumulated depreciation	20,356,636	174,387	18,938	20,549,961
Total non-current assets	31,742,708	3,119,384	1,709,052	36,571,144
Total assets	45,117,662	9,031,952	1,773,056	55,922,670
DEFERRED OUTFLOWS OF RESOURCES				
Deferred outflows related to pension	243,373	57,693	-	301,066
Deferred outflows related to OPEB	2,264	537	-	2,801
Total deferred outflows of resources	245,637	58,230	-	303,867
TOTAL ASSETS AND DEFERRED OUTFLOWS OF RESOURCES	45,363,299	9,090,182	1,773,056	56,226,537
LIABILITIES				
Current liabilities:				
Accounts payable and accrued liabilities	659,290	361,477	-	1,020,767
Due to other funds	1,452,666	971,467	-	2,424,133
Customer deposits	3,422,581	-	64,004	3,486,585
Total current liabilities	5,534,537	1,332,944	64,004	6,931,485
Non-current liabilities:				
Due within one year:				
Compensated absences	55,461	2,783	-	58,244
Debt related to capital acquisitions	1,042,413	-	-	1,042,413
Other long term debt	680,943	79,178	-	760,121
Due in more than one year:				
Advances from other funds	11,278,520	2,897,701	1,713,212	15,889,433
Compensated absences	81,107	4,069	-	85,176
Contingencies	1,000,000	-	-	1,000,000
Total OPEB liability	14,690	3,482	-	18,172
Debt related to capital acquisitions	4,419,065	-	-	4,419,065
Net pension liability (See Note 10)	882,226	209,139	-	1,091,365
Total non-current liabilities	19,454,425	3,196,352	1,713,212	24,363,989
Total liabilities	24,988,962	4,529,296	1,777,216	31,295,474
DEFERRED INFLOWS OF RESOURCES				
Deferred inflows related to pension	63,689	15,098	-	78,787
Deferred inflows related to OPEB	12,158	2,882	-	15,040
Total deferred inflows of resources	75,847	17,980	-	93,827
TOTAL LIABILITIES AND DEFERRED INFLOWS OF RESOURCES	25,064,809	4,547,276	1,777,216	31,389,301
NET POSITION				
Net investment in capital assets	19,569,528	428,031	18,938	20,016,497
Unrestricted	728,962	4,114,875	(23,098)	4,820,739
Total net position	\$ 20,298,490	\$ 4,542,906	\$ (4,160)	\$ 24,837,236

See notes to basic financial statements

CITY OF OPA-LOCKA, FLORIDA
STATEMENT OF REVENUES, EXPENSES AND CHANGES IN NET POSITION
PROPRIETARY FUNDS
FOR THE FISCAL YEAR ENDED SEPTEMBER 30, 2023

	Business-type Activities			
	Enterprise Funds			
	Major Funds			
	Water and Sewer Fund	Stormwater Fund	Non-Major Solid Waste	Total
Operating revenues:				
Charges for services	\$ 12,545,370	\$ 2,001,260	\$ -	\$ 14,546,630
Other	2,806	-	-	2,806
Total operating revenues	12,548,176	2,001,260	-	14,549,436
Operating expenses:				
Operating, administrative and maintenance	8,032,771	943,361	-	8,976,132
Depreciation	1,002,973	18,974	-	1,021,947
Total operating expenses	9,035,744	962,335	-	9,998,079
Operating income	3,512,432	1,038,925	-	4,551,357
Non-operating revenue (expense):				
Interest income	15,420	47,388	-	62,808
Debt service interest	(92,857)	(25,538)	-	(118,395)
Total non-operating revenue (expense)	(77,437)	21,850	-	(55,587)
Income before transfers	3,434,995	1,060,775	-	4,495,770
Transfers in	47,141	-	-	47,141
Transfers out	(52,047)	-	-	(52,047)
Change in net position	3,430,089	1,060,775	-	4,490,864
Net position, beginning - as previously reported	16,799,881	3,390,278	(4,160)	20,185,999
Prior period adjustment (see Note 18)	68,520	91,853	-	160,373
Net position, beginning - as restated	16,868,401	3,482,131	(4,160)	20,346,372
Net position, ending	\$ 20,298,490	\$ 4,542,906	\$ (4,160)	\$ 24,837,236

See notes to basic financial statements

CITY OF OPA-LOCKA, FLORIDA
STATEMENT OF CASH FLOWS
PROPRIETARY FUNDS
FOR THE FISCAL YEAR ENDED SEPTEMBER 30, 2023

	Business-type Activities			
	Enterprise Funds			
	Major Funds			Total
	Water and Sewer Fund	Stormwater Fund	Non-Major Solid Waste	Enterprise Funds
Cash flows from operating activities:				
Cash received (paid) from (to) customers and users	\$ 12,166,951	\$ 1,733,080	\$ (70)	\$ 13,899,961
Cash paid to vendors and suppliers	(3,629,341)	(705,881)	-	(4,335,222)
Cash paid to employees	(4,462,024)	(208,744)	-	(4,670,768)
Net cash provided by (used in) operating activities	<u>4,075,586</u>	<u>818,455</u>	<u>(70)</u>	<u>4,893,971</u>
Cash flows from capital and related financing activities:				
Acquisition and construction of capital assets	(201,469)	-	-	(201,469)
Principal paid on long-term debt	(1,716,870)	(259,164)	-	(1,976,034)
Interest paid on long-term debt	(92,857)	(25,538)	-	(118,395)
Net cash used in capital and related financing activities	<u>(2,011,196)</u>	<u>(284,702)</u>	<u>-</u>	<u>(2,295,898)</u>
Cash flows from noncapital financing activities:				
Grants	-	-	-	-
Due to (from) other funds	(275,776)	2,232,662	(64,075)	1,892,811
Advances to (from) other funds	743,461	480,796	64,075	1,288,332
Transfers from other funds	47,141	-	-	47,141
Transfers to other funds	(52,047)	-	-	(52,047)
Net cash provided by capital and related financing activities	<u>462,779</u>	<u>2,713,458</u>	<u>-</u>	<u>3,176,237</u>
Cash flows from investing activities:				
Investment income	15,420	47,388	-	62,808
Net cash provided by investing activities	<u>15,420</u>	<u>47,388</u>	<u>-</u>	<u>62,808</u>
Net increase (decrease) in cash	2,542,589	3,294,599	(70)	5,837,118
Cash, beginning	7,947,420	1,893,623	64,074	9,905,117
Cash, ending	<u>\$ 10,490,009</u>	<u>\$ 5,188,222</u>	<u>\$ 64,004</u>	<u>\$ 15,742,235</u>
Cash per statement of net position:				
Unrestricted	\$ 6,982,525	\$ 1,736,125	\$ 64,004	\$ 8,782,654
Restricted	3,507,484	3,452,097	-	6,959,581
Total	<u>\$ 10,490,009</u>	<u>\$ 5,188,222</u>	<u>\$ 64,004</u>	<u>\$ 15,742,235</u>
Reconciliation of operating income to net cash provided by (used in) operating activities:				
Operating income	\$ 3,512,432	\$ 1,038,925	\$ -	\$ 4,551,357
Adjustments to reconcile operating income to net cash provided (used in) by operating activities:				
Depreciation expense	1,002,973	18,974	-	1,021,947
(Increase) decrease in assets and deferred outflows:				
Accounts receivable	(364,623)	(268,180)	-	(632,803)
Prepaid expenses	2,586	-	-	2,586
Deferred outflows of resources	(27,756)	(1,561)	-	(29,317)
Increase (decrease) in liabilities and deferred inflows:				
Accounts payable and accrued liabilities	(65,952)	45,983	-	(19,969)
Compensated absences	17,456	2,793	-	20,249
Customer deposits	(16,602)	-	(70)	(16,672)
Deferred inflows of resources	(55,088)	(16,074)	-	(71,162)
OPEB and pension	70,160	(2,405)	-	67,755
Total adjustments	563,154	(220,470)	(70)	342,614
Net cash provided by (used in) operating activities	<u>\$ 4,075,586</u>	<u>\$ 818,455</u>	<u>\$ (70)</u>	<u>\$ 4,893,971</u>

NOTES TO BASIC FINANCIAL STATEMENTS

CITY OF OPA LOCKA, FLORIDA
NOTES TO BASIC FINANCIAL STATEMENTS
FOR THE FISCAL YEAR ENDED SEPTEMBER 30, 2023

NOTE 1 – SUMMARY OF SIGNIFICANT ACCOUNTING POLICIES

The City of Opa-Locka, Florida (the “City”) in Miami-Dade County, Florida (the “County”) was incorporated in 1926 by the Laws of Florida Chapter 13187. The City comprises approximately 4.5 square miles of land, operates under a Commission/City Manager form of government, and provides municipal services to its residents, including general government, public safety, transportation, and parks and recreation. The City also operates water, sewer, solid waste, and stormwater enterprises.

The accounting policies of the City conform to accounting principles generally accepted in the United States of America (“GAAP”) as applied to governmental units. This report, the accounting systems, and classification of accounts conform to standards of the Governmental Accounting Standards Board (“GASB”), which is the accepted standard-setting body for establishing governmental accounting and financial reporting principles. The more significant accounting policies of the City are described below.

A. Reporting Entity

The financial reporting entity covered by this report includes the City and its component unit. The reporting entity has been defined in accordance with GASB Codification of Governmental Accounting and Financial Reporting Standards Section 2100. The accompanying financial statements include those of the City (the primary government) and those of its component unit. Component units are legally separate organizations for which the primary government is financially accountable or organizations which should be included in the City’s financial statements because of the nature and significance of their relationship with the primary government. GASB Codification of Governmental Accounting and Financial Reporting Standards Section 2100 provides guidance for the inclusion of a legally separate entity as a component unit of an entity. The application of this guidance provides for identification of entities for which the City is financially accountable or organizations that the nature and significance of their relationship with the City are such that exclusions would cause the City’s basic financial statements to be misleading or incomplete.

Based upon the application of GASB Codification Section 2100, the component units listed below has been included in the City’s reporting entity as a blended component unit.

Blended component units, although legally separate entities, are in substance part of the City’s operations. Accordingly, data from these component units are included with data of the primary government. The financial balances and activities of the blended component unit are as of and for the fiscal year ended September 30, 2023.

Blended Component Units

Blended component units are separate legal entities that meet the component unit criteria described and whose government body is the same, or substantially the same and 1) there is a financial benefit or burden relationship between the primary government and the component unit or 2) management below the level of the governing board of the primary government has operational responsibility for a component unit.

The Opa-Locka Community Redevelopment Agency (CRA) is a dependent special district established by the City Commission in 2011 and approved by Miami-Dade County in 2013 under the authority granted by Florida Statute 163, section III. The CRA is a legal entity governed by a seven-member board appointed by the City Commission, the Miami-Dade County, District One Commissioner, and the Office of the Governor. The Board currently is comprised of the Mayor, Vice-mayor, three City Commissioners, and an appointee from the Miami-Dade County Commissioner and the Florida Governor’s Office. Its sole purpose is to finance the City’s designed redevelopment areas through Tax Increment Financing (TIF). The CRA can provide assistance for redevelopment within the CRA area.

The CRA continued to operate in a limited-active phase based on limited tax increment funds produced by ad valorem taxes. For the fiscal year ended September 2023, there was approximately \$1.8 million in revenues. The CRA’s financial data is presented within the City’s nonmajor governmental funds. A set of financial statements are also issued separately for the CRA.

CITY OF OPA LOCKA, FLORIDA
NOTES TO BASIC FINANCIAL STATEMENTS
FOR THE FISCAL YEAR ENDED SEPTEMBER 30, 2023

NOTE 1 – SUMMARY OF SIGNIFICANT ACCOUNTING POLICIES (CONTINUED)

B. Government-wide and Fund Financial Statements

The government-wide financial statements (i.e., the statement of net position and statement of activities) report information on all the activities of the City. For the most part, the effect of inter-fund activity has been removed from these statements. *Governmental activities*, which normally are supported by taxes and intergovernmental revenues, are reported separately from *business-type activities*, which rely to a significant extent on fees and charges for service.

The statement of net position presents the financial position of the City. This statement is required to present all financial and capital resources using an economic resources measurement focus and the accrual basis of accounting. GASB Statement 34, as amended by GASB Statement 63, encourages the use of a net position format (which subtracts liabilities plus deferred inflows of resources from assets plus deferred outflows of resources to reflect the net position), rather than the standard balance sheet format (which presents a total for assets plus deferred outflows of resources equal to a total of liabilities plus deferred inflows of resources and net position). However, either presentation is acceptable.

The statement of activities demonstrates the degree to which the direct expenses of a given function are offset by program revenues. *Direct expenses* are those that are clearly identifiable with a specific function. Amounts reported as *program revenues* include 1) charges to customers or applicants who purchase, use, or directly benefit from goods, services, or privileges provided by a given function, and 2) grants and contributions that are restricted to meeting the operational or capital requirements of a particular function. Taxes and other items not included among program revenues are reported as general revenues.

Separate financial statements are provided for governmental funds and proprietary funds. Major individual governmental funds and major individual enterprise funds are reported as separate columns in the fund financial statements. All remaining governmental funds are aggregated and reported as non-major funds, respectively.

C. Measurement Focus, Basis of Accounting, and Financial Statement Presentation

The government-wide financial statements are reported using the *economic resources measurement* focus and the *accrual basis of accounting*, as are the proprietary fund statements. Revenues are recorded when earned and expenses are recorded when a liability is incurred, regardless of the timing of related cash flows. Property taxes are recognized as revenues in the year for which they are levied. Grants and similar items are recognized as revenue as soon as all eligibility requirements imposed by the provider have been met.

Governmental fund financial statements are reported using the *current financial resources measurement* focus and the *modified accrual basis of accounting*. Revenues are recognized as soon as they are both measurable and available. Revenues are considered to be available when they are collectible within the current period or soon enough thereafter to pay liabilities of the current period. For this purpose, the City considers revenues to be available if they are collected within sixty (60) days of the end of the current fiscal period, with the exception of expenditure driven (reimbursements) grants, for which the availability period is one year.

Expenditures generally are recorded when a liability is incurred, as under accrual accounting. However, debt service expenditures, as well as expenditures related to compensated absences and claims and judgments, are recorded only when payment is due. General capital asset acquisitions are reported as expenditures in governmental funds. Proceeds of general long-term debt and acquisitions under capital leases are reported as other financing sources.

Property taxes, sales taxes, utility taxes, franchise taxes, licenses, and interest associated with the current fiscal period are all considered to be susceptible to accrual and so have been recognized as revenues of the current fiscal period. All other revenue items are considered to be measurable and available only when cash is received by the City.

CITY OF OPA LOCKA, FLORIDA
NOTES TO BASIC FINANCIAL STATEMENTS
FOR THE FISCAL YEAR ENDED SEPTEMBER 30, 2023

NOTE 1 – SUMMARY OF SIGNIFICANT ACCOUNTING POLICIES (CONTINUED)

C. Measurement Focus, Basis of Accounting, and Financial Statement Presentation (Continued)

The financial transactions of the City are recorded in individual funds. The operations of each fund are accounted for using a separate set of self-balancing accounts which comprise its assets, deferred outflows of resources, liabilities, deferred inflows of resources, fund equities, revenue and expenditure or expenses. Fund accounting is designed to demonstrate legal compliance and to aid financial management by segregating transactions related to certain government functions or activities. Accounting principles generally accepted in the United States of America set forth minimum criteria for determination of major funds based on the percentage of the applicable category balances. The non-major funds are presented in one column in the respective fund financial statements.

The City reports the following major governmental funds:

The **General Fund** is the general operating fund of the City. It accounts for all financial resources of the general government, except those required to be accounted for in another fund.

The **American Rescue Plan Act Fund** is used to account for restricted funds received by the Federal Government and spent in accordance with applicable laws and guidelines.

The **Capital Improvement Debt Service Fund** is used to account for the Series 2011 A&B Capital Improvement Revenue Bonds and the 2015 A&B Capital Improvement Revenue Bonds.

The **Safe Neighborhood Capital Improvement Fund** is used to account for grants and tax revenues used for the purposes of capital projects that improve safety in the City.

The City reports the following major proprietary funds:

The **Water and Sewer Fund** is used to account for the operation and maintenance of the City's water and sewer system.

The **Stormwater Fund** is used to account for the operation and maintenance of the City's stormwater system.

As a general rule the effect of inter-fund activity has been eliminated from the government-wide financial statements. Exceptions to this general rule are payments and other charges between the City's water and sewer function and various other functions of the government. Elimination of these charges would distort the direct costs and program revenues reported for the various functions concerned.

Proprietary funds distinguish operating revenues and expenses from non-operating items. Operating revenues and expenses generally result from providing services and producing and delivering goods in connection with a proprietary fund's principal ongoing operations. The principal operating revenues of the City's water and sewer, stormwater, and solid waste enterprise funds are charges to customers for sales and services. Operating expenses for enterprise funds include the cost of sales and services, administrative expenses, and depreciation on capital assets. All revenues and expenses not meeting this definition are reported as non-operating revenues and expenses.

CITY OF OPA LOCKA, FLORIDA
NOTES TO BASIC FINANCIAL STATEMENTS
FOR THE FISCAL YEAR ENDED SEPTEMBER 30, 2023

NOTE 1 – SUMMARY OF SIGNIFICANT ACCOUNTING POLICIES (CONTINUED)

D. Assets, Deferred Outflows, Liabilities, Deferred Inflows, and Net Position/Fund Balance

1. Encumbrances

Encumbrances accounting, under which purchase orders, contracts, and other commitments for the expenditure of monies are recorded in order to serve that portion of the applicable appropriation, is employed in the General and Capital Projects Funds. Encumbrances outstanding at the balance sheet date are canceled.

2. Deposits and Investments

The City considers cash on hand, cash with fiscal agents, demand deposits, and certificates of deposit with an original maturity of (90) ninety days or less to be cash.

For purposes of the statement of cash flows for proprietary fund types of fund; all highly liquid investments (including restricted assets) with maturity of three months or less when purchased are considered to be cash equivalents. The City does not have any cash equivalents or investments as of September 30, 2023.

3. Receivables

In the government-wide statements, receivables consist of all revenues earned at year-end and not yet received. The City calculates its allowance for uncollectible receivables using historical collection data, specific account analysis, and management's judgment. Receivable balances for the governmental activities include franchise fees, utility taxes, Town Center rent, and amounts due from other governments. Business-type activities report utility billings as receivables.

4. Restricted Assets

Restricted assets include cash of the governmental and enterprise funds that is legally restricted as to its use. Cash is restricted for debt service, customers' deposits, revenue bond requirement, escrow for future property purchases, and sewer system improvements.

5. Capital Assets

Capital assets, including land, buildings, improvements, infrastructure, and equipment assets, are reported in the applicable governmental or business-type activities columns in the government-wide financial statements. Capital assets are defined by the City as assets with an initial, individual cost of more than \$5,000 and an initial useful life of one year or greater. Such assets are recorded at historical cost if purchased or constructed. Donated capital assets are recorded at acquisition value at the date of donation.

The costs of normal maintenance and repairs that do not add to the value of the asset or materially extended the life of the asset are not capitalized.

Major outlays for capital assets and improvements are capitalized as projects are constructed. Interest incurred during the construction phase of capital assets of business-type activities is expensed accordingly.

CITY OF OPA LOCKA, FLORIDA
NOTES TO BASIC FINANCIAL STATEMENTS
FOR THE FISCAL YEAR ENDED SEPTEMBER 30, 2023

NOTE 1 – SUMMARY OF SIGNIFICANT ACCOUNTING POLICIES (CONTINUED)

D. Assets, Deferred Outflows, Liabilities, Deferred Inflows, and Net Position/Fund Balance (Continued)

5. Capital Assets (Continued)

Buildings, improvements, infrastructure, and equipment assets are depreciated using the straight-line method over the following estimated useful lives:

<u>Assets</u>	<u>Years</u>
Buildings and Building Improvements	10-50
Infrastructure Systems	30
Equipment	3-10
Vehicles	3-10

6. Leases (Right-of-use Assets)

The leases (right-of-use assets) are initially measured at an amount equal to the initial measurement of the related lease liability plus any lease payments made prior to the lease term, less lease incentives, and plus ancillary charges necessary to place the lease into service. The leases (right of use assets) are amortized on a straight-line basis over the life of the related lease agreement.

7. Interfund Transactions

Activities between funds that are representative of lending/borrowing arrangements at the end of the fiscal year are referred to as “due to/from other funds” or “advances to/from other funds”. Any residual balances outstanding between the governmental activities and business-type activities are reported in the government-wide financial statements as “internal balances.”

Normally, non-current portions of long-term interfund loan receivables are reported as advances within the governmental funds and are offset equally by a fund balance non- spendable account which indicates that they do not constitute expendable available financial resources, and therefore, are not available for appropriation.

Transactions that constitute reimbursements to a fund for expenditures initially made from it, which are properly applicable to another fund, are recorded as expenditures in the reimbursing fund and as reductions of expenditures in the reimbursed fund. Transactions, which constitute the transfer of resources from a fund receiving revenues to a fund through which the revenues are to be expended, are separately reported in the respective funds’ operating statements as transfers in and out.

8. Deferred Outflows of Resources

The statement of net position includes a separate section, listed below Total Assets, for Deferred Outflows of Resources. This represents the consumption of net assets applicable to future periods and will not be recognized as expenditures until the future period to which it applies. Items in this category include deferred items related to pensions and OPEB on the Government-wide Statement of Net Position.

9. Deferred Inflows of Resources

The Statement of Net Position includes a separate section, listed below Total Liabilities, for Deferred Inflows of Resources. This represents the consumption of net assets applicable to future periods and will not be recognized as revenue until the future period to which it applies. In the governmental funds, this category may include unavailable revenue, whereas in the government-wide and the proprietary fund statements unavailable revenue is recognized for the current period. It includes resources related to pensions and OPEB, which will be recognized as inflows of resources in the period that the amounts become available.

CITY OF OPA LOCKA, FLORIDA
NOTES TO BASIC FINANCIAL STATEMENTS
FOR THE FISCAL YEAR ENDED SEPTEMBER 30, 2023

NOTE 1 – SUMMARY OF SIGNIFICANT ACCOUNTING POLICIES (CONTINUED)

D. Assets, Deferred Outflows, Liabilities, Deferred Inflows, and Net Position/Fund Balance (Continued)

10. Unearned Revenue

Unearned revenue is recorded for governmental fund receipts that are measurable and available, but have not met the criteria for revenue recognition, such as donations or grants received for specific projects as well as monies received in advance of services yet to be rendered. These are recorded as unearned revenue in the government-wide and fund statements.

11. Compensated Absences

It is the City's policy to permit employees to accumulate, with certain limits, earned but unused vacation time and sick leave hours for subsequent use or for payment upon termination, death, or retirement. For government-wide statements and proprietary fund types, these accumulations are recorded as expenses and liabilities of the appropriate fund in the fiscal year earned. For governmental fund types, the amount of accumulated unpaid vacation and sick leave that is payable from available resources is recorded as a liability of the respective fund only if they have matured, for example, as a result of employee retirements and resignations.

12. Long-Term Debt

In the government-wide financial statements, and proprietary fund types in the fund financial statements, long-term debt and other long-term obligations are reported as liabilities in the applicable governmental activities, business-type activities, or proprietary fund type statement of net position. Bonds payable are reported net of the applicable premium or discount. These premiums and discounts are deferred and amortized over the life of the bonds using the straight-line method. Bond issuance costs are expensed in the year they are incurred.

In the fund financial statements, governmental fund types recognize bond premiums and discounts, as well as bond issuance costs, where applicable, during the current period. The face amount of debt issued is reported as other financing sources. Payments on debt are recorded as reductions of the debt. Premiums received on debt issuances are reported as other financing sources while discounts on debt issuances are reported as other financing uses. Debt issuance costs, except any portion related to prepaid insurance costs, are recognized as an expenditure in the period incurred. Prepaid insurance costs are reported as an asset and recognized as an expenditure over the duration of the related debt.

13. Net Position and Fund Balance

Net position in the government-wide and proprietary funds is categorized as net investment in capital assets; restricted or unrestricted. Net investment in capital assets is the difference between the cost of capital assets, less accumulated depreciation, reduced by the outstanding balances of any borrowings used for the acquisition, construction, or improvement of those assets plus unspent bond proceeds.

Restricted balances consist of net position with constraints placed on their use by external parties (creditors, grantors, contributors, laws or regulations of other governments) or imposed by law through constitutional provisions or enabling legislation. Unrestricted balances indicate the portion of net position that is available to fund future operations.

Sometimes the government will fund outlays for a particular purpose from both restricted (e.g., restricted bond or grant proceeds) and unrestricted resources. In order to calculate the amounts to report as restricted – net position and unrestricted – net position in the government-wide and proprietary fund financial statements, a flow assumption must be made about the order in which the resources are considered to be applied. It is the government's policy to consider restricted – net position to have been depleted before unrestricted – net position is applied.

CITY OF OPA LOCKA, FLORIDA
NOTES TO BASIC FINANCIAL STATEMENTS
FOR THE FISCAL YEAR ENDED SEPTEMBER 30, 2023

NOTE 1 – SUMMARY OF SIGNIFICANT ACCOUNTING POLICIES (CONTINUED)

D. Assets, Deferred Outflows, Liabilities, Deferred Inflows, and Net Position/Fund Balance (Continued)

13. Net Position and Fund Balance (Continued)

Amounts that can only be used for specific purposes pursuant to constraints imposed by the City Commission through an ordinance or resolution are classified as committed fund balances. Amounts that are constrained by the City's intent to be used for specific purposes but are neither restricted nor committed are classified as assigned fund balances. Assignments are made by City management based on Commission direction. Non-spendable fund balances include amounts that cannot be spent because they are either (a) not in spendable form or (b) legally or contractually required to be maintained intact. Unassigned fund balance is the residual classification only for the general fund. It is also used to report negative/deficit fund balance in other governmental funds.

In the fund financial statements, governmental funds report fund classifications that comprise a hierarchy based primarily on the extent to which the City is bound to honor constraints on the specific purposes for which amounts in those funds can be spent. Amounts that are restricted to specific purposes either by constraints placed on the use of resources by (a) creditors, grantors, contributors, laws, or regulations of other governments or (b) imposed by law through constitutional provisions or enabling legislation are classified as restricted.

E. Use of Estimates

The preparation of financial statements in conformity with accounting principles generally accepted in the United States requires management to make estimates and assumptions that affect the amounts reported in the financial statements and accompanying notes. Actual results may differ.

NOTE 2 – DEFICIT FUND BALANCES

The City reported deficit fund balances in the People's Transportation Tax Fund of (\$3,114,166) and in the Solid Waste Fund of (\$4,160). These are considered a nonmajor governmental fund and nonmajor enterprise fund, respectively. The deficit balances were rectified following a revision of the budget in FY2024.

NOTE 3 – PROPERTY TAXES

Property taxes are levied on the first of November each year, at which time taxes become an enforceable lien on property assessed as of the previous January. Tax bills are payable upon receipt with discount rates of one to four percent allowed if paid prior to March 1 of the following calendar year. Taxes become delinquent on April 1 of the year following the year of assessment and State law provides for enforcement of collection of property taxes by the sale of interest-bearing tax certificates and the seizure of personal property to satisfy unpaid property taxes. Miami-Dade County bills and collects all property taxes for the City and sells tax certificates for delinquent taxes.

The City's gross taxable property value as of January 1, 2022, as provided by the Miami-Dade Property Appraiser, was approximately \$1.7 billion. For the fiscal year of October 1, 2022 to September 30, 2023, the City Commission adopted a millage rate of \$9.35 per \$1,000 of taxable value, which resulted in approximately \$14.89 million of property tax revenue, of which \$1,144,986 was provided to the Opa-Locka Community Redevelopment Agency (CRA) as Tax Increment Financing (TIF) revenue, while Miami-Dade County provided an additional \$562,525 to the CRA.

No accrual for the property tax levy becoming due in November 2022 is included in the accompanying financial statements since the legal right to receive these taxes occurs on November 1, 2022, and such taxes are collected to finance expenditures of the fiscal year ended September 30, 2023.

CITY OF OPA LOCKA, FLORIDA
NOTES TO BASIC FINANCIAL STATEMENTS
FOR THE FISCAL YEAR ENDED SEPTEMBER 30, 2023

NOTE 4 – DEPOSITS AND INVESTMENTS

As of September 30, 2023, the City’s cash is considered to be cash on hand, and demand deposits.

Deposits

All deposits with financial institutions are fully insured or collateralized as required by the City Commission. The deposits are covered by federal depository insurance and, for the amount in excess of such federal depository insurance, by the State of Florida’s Public Deposits Act (“the Act”). Provisions of the Act require that public deposits may only be made at qualified public depositories. The Act requires each qualified public depository to deposit with the State Treasurer eligible collateral equal to or in excess of the required collateral as determined by the provisions of the Act. In the event of a failure by a qualified public depository, losses, in excess of federal depository insurance and proceeds from the sale of the securities pledged by the defaulting depository, are assessed against the other qualified public depositories of the same type as the depository in default. Therefore, all deposits are insured or collateralized.

Investments

The City’s investment policy follows the requirements of Florida Statutes Chapter 218.415, and attempts to promote, in order of priority, safety of principal, adequate liquidity, and maximization of total return. The City’s investment policy authorizes investments in direct obligations of the U.S. Government, U.S. government agencies, or federal instrumentalities. The City is also authorized to invest in SEC registered money market mutual funds, insured or fully collateralized deposits, repurchase agreements secured by direct obligations of the U.S. Government, commercial paper, corporate obligations that are fully insured by the FDIC, and authorized intergovernmental investment pools. The investment policy defined in the statutes attempts to promote, through state assistance, the maximization of net interest earnings on invested surplus funds of local units of governments while limiting the risk to which the funds are exposed.

As of September 30, 2023, the City had no investments.

NOTE 5 – ACCOUNTS RECEIVABLE

Receivable balances and the allowance for uncollectible accounts as of September 30, 2023, were as follows:

	Accounts Receivable	Due from Other Agencies	Allowance for Uncollectibles	Net
Governmental activities				
General Fund	\$ 1,667,727	\$ -	\$ (621,143)	\$ 1,046,584
Capital Projects Improvements Debt Service	-	368,385	-	368,385
Safe Neighborhood Capital Projects	1,345,040	176,499	(176,499)	1,345,040
Non-major governmental funds	-	101,936	-	101,936
Total governmental activities	<u>\$ 3,012,767</u>	<u>\$ 646,820</u>	<u>\$ (797,642)</u>	<u>\$ 2,861,945</u>
Business-type activities				
Water and sewer	\$ 6,119,157	\$ 6,190,386	\$ (10,419,579)	\$ 1,889,964
Stormwater	1,575,084	151,334	(1,236,874)	489,544
Total business-type activities	<u>\$ 7,694,241</u>	<u>\$ 6,341,720</u>	<u>\$ (11,656,453)</u>	<u>\$ 2,379,508</u>

CITY OF OPA LOCKA, FLORIDA
NOTES TO BASIC FINANCIAL STATEMENTS
FOR THE FISCAL YEAR ENDED SEPTEMBER 30, 2023

NOTE 5 – ACCOUNTS RECEIVABLE (CONTINUED)

As of September 30, 2023, the allowance for uncollectible accounts was \$797,642 for governmental activities, while the allowance for uncollectible accounts was \$11,656,453 for the business-type activities. An allowance for uncollectible accounts is a contra account that nets against the total receivables presented on the statement of net position/balance sheet to reflect only the amounts expected to be paid and estimated accounts receivable that are expected to be uncollectible.

NOTE 6 – LEASES RECEIVABLE

City as Lessor

The City leases office space to a Kindergarten through 12th grade school located at the 780 Fisherman Street building. The date of the most recent renewal was August 1, 2021 with an expiration date of September 30, 2024. The agreements allow for a 3.0% annual increase to the lease payments on the anniversary of the agreement. During the fiscal year, the City recognized \$241,056 in lease revenue and \$18,566 in interest income related to these agreements. Also, the City has a deferred inflows of resources associated with these leases that will be recognized as revenue over the lease terms. The lease receivable is reported in the General Fund.

The City leases office space to a non-profit youth organization for afterschool learning and community social services located at the 780 Fisherman Street building. The term is for a three year lease term with expiration on June 30, 2024. The agreements allow for a 3.0% annual increase to the lease payments on the anniversary of the agreement. During the fiscal year, the City recognized \$45,149 in lease revenue and \$2,852 in interest income related to these agreements. Also, the City has a deferred inflows of resources associated with these leases that will be recognized as revenue over the lease terms. The lease receivable is reported in the General Fund. As of September 30, 2023, the total balance of deferred inflows of resources was \$274,916.

A summary of leases receivable and deferred inflows of resources for the fiscal year ended September 30, 2023, was as follows:

	Beginning Balance	Additions	Reductions	Ending Balance
Lease receivables				
School of Excellence	\$ 564,306	\$ -	\$ (237,257)	\$ 327,049
Teen Upward Bound	85,364	-	(41,174)	44,190
Total lease receivable	\$ 649,670	\$ -	\$ (278,431)	\$ 371,239
	Beginning Balance	Additions	Reductions	Ending Balance
Deferred Inflows				
School of Excellence	\$ 482,111	\$ -	\$ (241,056)	\$ 241,055
Teen Upward Bound	79,010	-	(45,149)	33,861
Total Deferred Inflows	\$ 561,121	\$ -	\$ (286,205)	\$ 274,916

CITY OF OPA LOCKA, FLORIDA
NOTES TO BASIC FINANCIAL STATEMENTS
FOR THE FISCAL YEAR ENDED SEPTEMBER 30, 2023

NOTE 7 – INTERFUND BALANCES

Activity between funds that is representative of lending/borrowing arrangements outstanding at the end of the fiscal year are referred to as either “due to/from other funds” (i.e., the current portion of interfund loans) or “advances to/from other funds” (i.e., the non-current portion of interfund loans). All other outstanding balances between funds are reported as “due to/from other funds.”

Interfund balances as of September 30, 2023, consisted of the following:

	Due from Other Funds	Due to Other Funds	Net
Major governmental funds			
General Fund	9,451,537	8,900,157	\$ 551,380
American Rescue Plan Act Fund	-	17,042	(17,042)
Capital Projects Improvement Debt Service Fund	285,695	73,129	212,566
Safe Neighborhood Capital Improvement Fund	1,878,181	-	1,878,181
Non-major governmental funds	8,368	1,439,103	(1,430,735)
Major enterprise funds			
Water and sewer	994,981	1,452,666	(457,685)
Stormwater	234,802	971,467	(736,665)
Total	\$ 12,853,564	\$ 12,853,564	\$ -

Interfund advances as of September 30, 2023, consisted of the following:

Major governmental funds			
General Fund	\$ 21,601,860	\$ 16,004,450	\$ 5,597,410
Capital Projects Improvement Debt Service Fund	1,896,375	794,146	1,102,229
Safe Neighborhood Capital Improvement Fund	1,784,560	2,427,406	(642,846)
Non-major governmental funds	2,291,156	3,507,627	(1,216,471)
Major enterprise funds			
Water and sewer	6,711,702	11,278,520	(4,566,818)
Stormwater	2,647,295	2,897,701	(250,406)
Non-major enterprise fund	1,690,114	1,713,212	(23,098)
Total	\$ 38,623,062	\$ 38,623,062	\$ -

CITY OF OPA LOCKA, FLORIDA
NOTES TO BASIC FINANCIAL STATEMENTS
FOR THE FISCAL YEAR ENDED SEPTEMBER 30, 2023

NOTE 8 – CAPITAL ASSETS

The following is a summary of changes in capital assets for the fiscal year ended September 30, 2023:

	Beginning Balance	Additions	Deletions	Ending Balance
Governmental Activities				
Capital assets not being depreciated/amortized				
Land	\$ 3,556,009	\$ -	\$ -	\$ 3,556,009
Construction in progress	4,010,432	3,251,976	(2,003,996)	5,258,412
Total capital assets not being depreciated/amortized	<u>7,566,441</u>	<u>3,251,976</u>	<u>(2,003,996)</u>	<u>8,814,421</u>
Capital assets being depreciated/amortized				
Buildings and improvements	20,687,575	636,250	-	21,323,825
Vehicles, furniture, and equipment	3,989,116	119,558	-	4,108,674
Vehicles and equipment (Right of Use)	1,155,861	755,129	-	1,910,990
Infrastructure	23,222,018	1,504,293	-	24,726,311
Total capital assets being depreciated/amortized	<u>49,054,570</u>	<u>3,015,230</u>	<u>-</u>	<u>52,069,800</u>
Less accumulated depreciation/amortization				
Buildings and improvements	(6,139,464)	(478,573)	-	(6,618,037)
Vehicles, furniture, and equipment	(3,692,816)	(104,613)	-	(3,797,429)
Vehicles (Right of Use)	(269,078)	(305,717)	-	(574,795)
Infrastructure	(13,607,982)	(801,965)	-	(14,409,947)
Total accumulated depreciation/amortization	<u>(23,709,340)</u>	<u>(1,690,868)</u>	<u>-</u>	<u>(25,400,208)</u>
Total capital assets being depreciated/amortized, net	<u>25,345,230</u>	<u>1,324,362</u>	<u>-</u>	<u>26,669,592</u>
Governmental activities capital assets, net	<u>\$ 32,911,671</u>	<u>\$ 4,576,338</u>	<u>\$ (2,003,996)</u>	<u>\$ 35,484,013</u>
	Beginning Balance	Additions	Deletions	Ending Balance
Business-type Activities				
Capital assets not being depreciated				
Land	\$ 14,762	\$ -	\$ -	\$ 14,762
Construction in progress	4,957,310	-	-	4,957,310
Total capital assets not being depreciated	<u>4,972,072</u>	<u>-</u>	<u>-</u>	<u>4,972,072</u>
Capital assets being depreciated				
Building and improvements	6,198,269	-	-	6,198,269
Vehicles, furniture, and equipment	7,100,783	141,214	-	7,241,997
Infrastructure	21,422,710	60,255	-	21,482,965
Total capital assets being depreciated	<u>34,721,762</u>	<u>201,469</u>	<u>-</u>	<u>34,923,231</u>
Less accumulated depreciation				
Building and improvements	(2,978,131)	(214,943)	-	(3,193,074)
Vehicles, furniture, and equipment	(4,321,429)	(385,465)	-	(4,706,894)
Infrastructure	(6,051,763)	(421,539)	-	(6,473,302)
Total accumulated depreciation	<u>(13,351,323)</u>	<u>(1,021,947)</u>	<u>-</u>	<u>(14,373,270)</u>
Total capital assets being depreciated, net	<u>21,370,439</u>	<u>(820,478)</u>	<u>-</u>	<u>20,549,961</u>
Business-type activities capital assets, net	<u>\$ 26,342,511</u>	<u>\$ (820,478)</u>	<u>\$ -</u>	<u>\$ 25,522,033</u>

CITY OF OPA LOCKA, FLORIDA
NOTES TO BASIC FINANCIAL STATEMENTS
FOR THE FISCAL YEAR ENDED SEPTEMBER 30, 2023

NOTE 8 – CAPITAL ASSETS (CONTINUED)

Depreciation/amortization expense was charged to functions/programs of the City as follows:

Governmental Activities:	
General government	\$ 881,646
Public safety	323,312
Transportation	381,833
Culture and recreation	104,077
Total depreciation/amortization expense - governmental activities	\$ 1,690,868
Business-type activities:	
Water and sewer	\$ 1,002,973
Stormwater	18,974
Total depreciation expense - business-type activities	\$ 1,021,947

NOTE 9 – LEASES

Finance Leases

The City entered into a lease agreement during the fiscal ended September 30, 2023 for public works equipment with a purchase option. The City is reasonably certain to exercise the option upon completion of the lease. The lease agreement qualifies as other than a short-term lease under GASB 87 and therefore, has been recorded at the present value of the future minimum lease payments as of the date of inception. An initial lease liability was recorded in the amount of \$132,102 with a payment in the amount of \$30,000 at inception. The first payment on the lease is due October 1, 2024 in the amount of \$30,143. The value of the leased asset (right-to-use assets) as of September 30, 2023 is \$132,102. The interest rate on the lease is fixed at 7% annually. The future minimum lease obligations and the net present value of these minimum lease payments as of September 30, 2023, are as follows:

Fiscal year ending September 30,	Governmental Activities		
	Principal	Interest	Total
2024	\$ -	\$ 7,147	\$ 7,147
2025	22,996	7,147	30,143
2026	24,606	5,537	30,143
2027	26,328	3,815	30,143
2028	28,172	1,971	30,143
Total	\$ 102,102	\$ 25,617	\$ 127,719

CITY OF OPA LOCKA, FLORIDA
NOTES TO BASIC FINANCIAL STATEMENTS
FOR THE FISCAL YEAR ENDED SEPTEMBER 30, 2023

NOTE 9 – LEASES (CONTINUED)

Right-of-Use

The City entered into 22 lease agreements as a Lessee with various maturities. The lease agreements qualify as other than a short-term lease under GASB 87 and therefore, have been recorded at the present value of the future minimum lease payments as of the date of their inception. An initial lease liability was recorded in the amount of \$797,550. During the fiscal year ended September 30, 2022, the City leased an additional 7 vehicles totaling \$283,907. During the fiscal year ended September 30, 2023, the City leased an additional 14 vehicles totaling \$623,027. The value of the leases (right-to-use assets) as of September 30, 2023 is \$1,910,990 with accumulated amortization of \$574,795. The future minimum lease obligations and the net present value of these minimum lease payments as of September 30, 2023, are as follows:

Fiscal year ending September 30,	Governmental Activities		
	Principal	Interest	Total
2024	\$ 350,147	\$ 70,533	\$ 420,680
2025	371,161	49,523	420,684
2026	290,381	28,334	318,715
2027	189,404	11,851	201,255
2028	44,520	1,387	45,907
Total	\$ 1,245,613	\$ 161,628	\$ 1,407,241

NOTE 10 – LONG – TERM OBLIGATIONS

The following is a summary of changes in long-term obligations for the fiscal year ended September 30, 2023.

	Beginning Balance	Additions	Reductions	Ending Balance	Due Within One Year
Governmental activities:					
Capital Improvement Revenue Bond Series 2011 A&B	\$ 2,542,000	\$ -	\$ (662,320)	\$ 1,879,680	\$ 624,000
City National Bank, Series 2015 A&B	4,183,527	-	(349,994)	3,833,533	364,710
Lease Obligation	4,814	-	(4,814)	-	-
Enterprise Leases	905,412	623,027	(282,826)	1,245,613	350,147
580 Backhoe Lease	-	132,102	(30,000)	102,102	-
Total	7,635,753	755,129	(1,329,954)	7,060,928	1,338,857
Compensated absences	1,788,245	717,612	(1,134,382)	1,371,475	324,359
Miami-Dade County Debt	78,009	-	(46,337)	31,672	31,672
Long Term Liability Legal	252,875	-	-	252,875	-
Governmental activities long-term liabilities	\$ 9,754,882	\$ 1,472,741	\$ (2,510,673)	\$ 8,716,950	\$ 1,694,888

CITY OF OPA LOCKA, FLORIDA
NOTES TO BASIC FINANCIAL STATEMENTS
FOR THE FISCAL YEAR ENDED SEPTEMBER 30, 2023

NOTE 10 – LONG TERM OBLIGATIONS (CONTINUED)

	<u>Beginning Balance</u>	<u>Additions</u>	<u>Reductions</u>	<u>Ending Balance</u>	<u>Due Within One Year</u>
Business-type activities:					
State Revolving Loan CS12080003P	\$ 41,668	\$ -	\$ (41,668)	\$ -	\$ -
State Revolving Loan WW800050	795,342	-	-	795,342	194,313
State Revolving Loan SW130320	130,697	-	(8,383)	122,314	8,383
State Revolving Loan WW130300	387,253	-	(24,838)	362,415	25,439
State Revolving Loan WW130301	2,366,044	-	(333,090)	2,032,954	333,090
Total State Revolving Loans	<u>3,721,004</u>	<u>-</u>	<u>(407,979)</u>	<u>3,313,025</u>	<u>561,225</u>
Other debt:					
Lease Obligation	143,320	-	(143,320)	-	-
Total Leases	<u>143,320</u>	<u>-</u>	<u>(143,320)</u>	<u>-</u>	<u>-</u>
Compensated absences	123,171	148,543	(128,294)	143,420	58,244
Long-term debt - MDC	1,872,212	-	(1,112,091)	760,121	760,121
Long-term debt - MDC, Meters	2,461,097	38,903	(351,547)	2,148,453	481,188
Legal Settlement Liability	1,000,000	-	-	1,000,000	-
Total Other Long-term Debt	<u>5,456,480</u>	<u>187,446</u>	<u>(1,591,932)</u>	<u>4,051,994</u>	<u>1,299,553</u>
Total Business-type Activities	<u>\$ 9,320,804</u>	<u>\$ 187,446</u>	<u>\$ (2,143,231)</u>	<u>\$ 7,365,019</u>	<u>\$ 1,860,778</u>

Definition of Debt for Purposes of Disclosures

For purposes of disclosures in notes to financial statements, debt is defined as a liability that arises from a contractual obligation to pay cash (or other assets that may be used in lieu of cash) in one or more payments to settle an amount that is fixed at the date the contractual obligation is established. For disclosure purposes, debt does not include leases, except for contracts reported as a financed purchase of the underlying capital leases, or accounts payable. For governmental activities, compensated absences are generally liquidated by the General Fund. Long-term debt of the City's governmental activities, excluding compensated absences and capital leases, include Series 2011A&B Capital Improvement Revenue bonds, Series 2015 A&B Capital Improvement Revenue Note, State Revolving Loans (SRL) and Debt to the Miami Dade County.

Long-Term Debt – Governmental Activities

Series 2011A&B Capital Improvement Revenue Bond

The series 2011 A&B bear an annual interest rate ranging from approximately 3.31% to 3.89%. The series are payable from a pledge of Grantee Entitlement Revenues which must be shared by the State of Florida, in annual principal installments ranging from \$564,000 in 2021 to \$670,000 through 2026. The bond ordinance for Series 2011 A & B stipulates that the Bonds and the obligations evidenced within it shall not constitute a lien upon property of or in the City but shall constitute a lien only on the Pledged Funds.

With a balance of 2.5 million dollars, the Capital Improvement Revenue Bond Series 2011 A & B are secured by collateral of Pledged Guaranteed Entitlement Revenues, (State Revenue Sharing proceeds) and its Half Cent Sales Tax Revenues under the Bond Ordinance (collectively, the "Pledged Funds"), all in the manner and only to the extent provided in the Bond Ordinance. The City is not obligated to pay this Bond or interest thereon except from the Pledged Funds pledged thereto, and the full faith and credit of the City are not pledged for the payment of this Bond.

CITY OF OPA LOCKA, FLORIDA
NOTES TO BASIC FINANCIAL STATEMENTS
FOR THE FISCAL YEAR ENDED SEPTEMBER 30, 2023

NOTE 10 – LONG TERM OBLIGATIONS (CONTINUED)

Long-Term Debt – Governmental Activities (Continued)

Series 2015 A&B Capital Improvement Revenue Note (“2015 Note”)

For an initial amount of \$8.6 million dollars, the 2015 Note bear interest at a rate of 2.65% to 4.25%, with a maturity date of June 1, 2025, and are payable by a lien on Pledged Revenues as defined by the terms of the Series 2015 Note agreement. The Series 2015 Capital Improvement Revenue Note has a balance of \$3.8 million dollars as of FY2023.

As a result of the City's financial emergency declaration in prior years, City National Bank restricted the use of excess pledged funds available after debt service payments were made. During FY2020, City National Bank's restrictions on excess pledged funds, through a modification of the agreement adopted on April 8, 2020, allowed the City to have access and redemption options for the available funds of approximately \$5,226,975. These funds were used to pay down a portion of the Series 2015A bond, legal fees and the remaining portion transferred to the general fund for operations after being released from restriction.

The Capital Improvement Revenue Bond Series 2015 A & B are secured by the Tax Revenues Fund established under the 2015 Ordinance. The Finance Director shall ensure deposits of Communications Services Tax Revenues and Public Service Tax Revenues, (FPL Utility Taxes), as the same are collected, to the Tax Revenue Fund, in addition to all investment income in the funds and accounts established under the 2015 Ordinance.

Long-Term Liability-Legal

Governmental Activities for long-term liability-legal has a balance of \$252,875 as of FY2023. This amount represents claims against the City by various Plaintiffs, with most of the exposure (in case of default) to be paid by the City's insurance deductible of \$25,000.

Defaults and Remedies – Series 2011 and 2015 Bond Agreements

According to the City's loan Agreements for Series 2011 and 2015 Bonds an “Event of Default” shall be deemed to have occurred if (among other things): (a) the city fails to make any payment of the principal or interest of the series 2011 or 2015 Bonds when it is due and payable, or (b) the city fails to comply with the provisions of the agreement or failure in the performance or observance of any other covenants, conditions, agreements and provisions contained in the Series 2011 and 2015 or actions required by the agreement and such failure shall continue for a period of 60 days after written notice thereof to the local borrower (the city), by the Department of Environmental Protection (“Department”), (d) Any bankruptcy, insolvency or other similar proceeding instituted by, or against, the local borrower under federal or state bankruptcy or insolvency law now or hereafter in effect and, if instituted against the local borrower, is not dismissed within 60 days after filing, (d) the city fails to reimburse a Credit Bank following a drawing for the payment of interest on Obligations, (e) Any warranty, material representation or other statement by, or on behalf of, the local borrower contained in the agreement or in any document, certificate or information furnished in compliance with, or in reference to, the agreement, is false or misleading. Upon occurring of any of these events the Lender may proceed to protect and enforce its rights under the laws of the State of Florida and under the agreement.

Acceleration of Maturities – Series 2011 and 2015 Bond Agreements

The Series 2011 and 2015 also contain an Acceleration of Debt Maturities clause that allows the lender by a notice in writing to the City to accelerate payment of the entire principal amount to be immediately due and payable, and upon such declaration, the same shall be immediately due and payable. Monies shall have accumulated in the Debt Service Fund sufficient to pay the principal of all matured Obligations and all arrears of interest upon all the Obligations then Outstanding as legally due, in addition to other related charges as documented by the Holder.

Long-Term Debt – Business Activities

The business-type activities debt consists mostly of State Revolving Loans (SRL) that were initiated to fund various capital improvement projects throughout the City, in addition to a local five-year loan agreement with Miami-Dade County (“the County”) for the repayment of charges for water and sewer fees and department services.

CITY OF OPA LOCKA, FLORIDA
NOTES TO BASIC FINANCIAL STATEMENTS
FOR THE FISCAL YEAR ENDED SEPTEMBER 30, 2023

NOTE 10 – LONG TERM OBLIGATIONS (CONTINUED)

Long-Term Debt – Business Activities (Continued)

State Revolving Loans

The State Revolving Loan notes generally should be repaid in 40 semi-annual payments. These loans are secured by a collateral lien on Pledged Revenues as defined by the State Revolving Fund loan agreements.

The 4 State Revolving Loans had a balance of \$3.3 million dollars as of FY2023. The following table details the different State Revolving Loan Project:

Project No	Initial Amount (\$ million)	Interest Rate (%)	Amounts to be paid semi- annually (\$)	Balance September 30, 2023
WW800050	2.38	1.53	69,620	795,342
WW130300	0.51	1.63	15,644	362,415
SW130320	0.2	1.63	5,239	122,314
WW 130301	6.53	0	166,545	2,032,954
			Total	\$ 3,313,025

Events of Default – State Revolving Loan Agreements

According to the State Revolving Fund Loan Agreements, the following events are declared an “event of default.”

(1) Failure to fund the Loan Repayment Reserve Account or to make any Monthly Loan Deposit or to make any installment of the Semiannual Loan Payment when it is due (2) failure to comply with the provisions of the Agreement or failure in the performance or observance of any of the covenants or actions required by the Agreement and such failure shall continue for a period of sixty (60) days after written notice is given to the Local Government “the City” by the Florida Department of Environmental Protection (DEP). (3) Any warranty, representation, or other statement by, or on behalf of the City contained in the Agreement is false or misleading. (4) An order or decree entered appointing a receiver of any part of the Water or Sewer System or Revenues thereof; or if such order or decree, having been entered without the consent or acquiescence of the City, shall not be vacated, or discharged or stayed on appeal within sixty (60) days after the entry thereof. (5) Any bankruptcy, insolvency or other similar proceeding instituted by, or against, the City under federal or state bankruptcy or insolvency is not dismissed within 60 days after filing. (6) Failure of the City to give immediate written notice of default to the DEP and such failure shall continue for a period of thirty (30) days.

Remedies of Default – State Revolving Loan Agreements

Upon an event of default and subject to the rights of others having prior liens on the Pledged Revenues, the DEP may pursue any available remedy by notifying financial market credit rating agencies, applying to a court of competent jurisdiction action or suit in equity, writ of mandamus or other proceeding at law or in equity, cause to establish rates and collect fees and charges for use of the Water and Sewer Systems, to require the City to fulfill this Agreement, to require the City to account for all moneys received from the DEP or from the ownership of the Water and Sewer Systems and to account for the receipt, use, application, or disposition of the Pledged Revenues, to appoint a receiver to manage the Water and Sewer systems, to establish and collect fees and charges, and apply the Revenues to the reduction of the obligations under the Loan Agreement, and to require payment of amounts due, or becoming due, with interest on overdue payments together with all costs of collection, including attorneys’ fees.

CITY OF OPA LOCKA, FLORIDA
NOTES TO BASIC FINANCIAL STATEMENTS
FOR THE FISCAL YEAR ENDED SEPTEMBER 30, 2023

NOTE 10 – LONG TERM OBLIGATIONS (CONTINUED)

Long-Term Debt – Business Activities (Continued)

Acceleration Clause – State Revolving Loan Agreement

Per the State Revolving Loan Agreements, acceleration of amounts due upon default of the loan will occur by accelerating the repayment schedule or increasing the interest rate by as much as three percent per annum on the unpaid principal of the Loan for a default under Subsection 6.01(1).

Per the State Revolving Loan Agreements, acceleration of amounts due upon default of the loan will occur by accelerating the repayment schedule or increasing the interest rate by as much as three percent per annum on the unpaid principal of the Loan for a default under Subsection 6.01(1).

Debt to Miami-Dade County

On August 4, 2017, the City entered into an agreement with Miami-Dade County (“the County”) for (1) sewer disposal service, (2) administering the meter reading, billing and collection of water, sanitary sewage, and stormwater utility charges, and (3) acknowledging delinquent charges. The City will repay at a rate of three percent (3%) annual interest rate, in monthly payments for sixty (60) months to re-pay past due debt owed as of March 15, 2017. As of September 30, 2023, the total debt outstanding was \$791,793. Debt service payments, which include principal and interest, are made monthly in the amount of \$100,090. For the fiscal year ended September 30, 2023, debt service payments totaled \$1,201,091.

For the fiscal year ended September 30, 2023, the County and the City exercised the option to have additional water meters replaced and installed to bring customer properties into compliance with the City’s Code of Ordinances. Financing was provided by the County for water meters purchased and installed on behalf of the City. The meters have been capitalized; see Note 7. No payments were due in fiscal years 2019-2022. The City and the County finalized terms to begin debt service payments in fiscal year 2023. As of September 30, 2023, the total debt outstanding was \$2,148,453. Debt service payments, which include principal and interest, are made monthly in the amount of \$44,922. For the fiscal year ended September 30, 2023, debt service payments totaled \$404,296.

Interlocal Agreement with Miami-Dade County

The debt due to the County for water and sewer charges is secured by collateral of Pledged Revenues received from the County’s direct collections of the City’s water, sanitary sewage, and stormwater utility service charges. The Agreement with the County stipulates that the County shall handle the meter reading, billing and collection of water, sanitary sewage and stormwater charges for the City’s utility customers and residents.

The City and the County acknowledge that the County is not assuming any obligation or being transferred any obligation under the Miami-Dade County Home Rule Charter, to provide water, sewer, or stormwater services within the Service Area of the City by entering into the Agreement, which is deemed solely an interlocal agreement by which the County will assist the City in billing and collecting for services as described in the Agreement.

Acceleration Clause – Miami-Dade County

Section 25 of the City’s Agreement with the County stipulates that in the event the City chooses to terminate the Agreement before the end of the ten (10) year term it will pay the County, in one lump sum/balloon payment, all outstanding amounts due to the County, including but not limited to, charges for water service, sanitary sewer service, stormwater fees, billing costs (and related expenses), utility permit fees, solid waste charges, and transit-related charges. Within thirty (30) days of receipt of the termination notice from the City, the County will provide the City with documentation that identifies all outstanding amounts owed by the City to the County. All amounts owed by the City to the County must be paid in full by the end of the first ten (10) year term, regardless of the Parties’ desire to exercise the first five-year option to renew.

CITY OF OPA LOCKA, FLORIDA
NOTES TO BASIC FINANCIAL STATEMENTS
FOR THE FISCAL YEAR ENDED SEPTEMBER 30, 2023

NOTE 10 – LONG TERM OBLIGATIONS (CONTINUED)

Governmental Activities Direct Borrowings

Annual debt service requirements to maturity for debt outstanding are as follows:

Fiscal Year Ending September 30,	Governmental Activities			
	Bonds		Notes from Direct Borrowings and Direct Placements	
	Principal	Interest	Principal	Interest
2024	\$ 988,710	\$ 220,335	\$ 31,672	\$ 357
2025	4,113,823	146,393	-	-
2026	610,680	13,032	-	-
Total	\$ 5,713,213	\$ 379,760	\$ 31,672	\$ 357

The City's outstanding liabilities from direct borrowings related to governmental activities were \$31,672 as of September 30, 2023, and no direct placements were incurred as of this report date. The City had no lines of credit as of September 30, 2023.

Business Activities Direct Borrowings

Annual debt service requirements to maturity for debt outstanding are as follows:

Fiscal Year Ending September 30,	Business-type Activities	
	Notes from Direct Borrowings	
	Principal	Interest
2024	\$ 561,361	\$ 56,032
2025	564,901	51,520
2026	568,496	44,896
2027	572,148	38,156
2028	369,326	5,531
2029-2033	557,779	118,626
2034-2037	119,014	3,497
Total	\$ 3,313,025	\$ 318,258

The City's outstanding liabilities from direct borrowings related to business-type activities were approximately \$7.4 million dollars as of September 30, 2023, and no direct placements were incurred as of this report date.

The business-type activities debt consists of five remaining State Revolving Loans (SRL) that were initiated to fund various capital improvement projects throughout the City, in addition to a local five-year loan agreement with Miami-Dade County ("the County") for the repayment of charges for water and sewer fees and department services. The State Revolving Loan notes are secured by a collateral lien on Pledged Revenues as defined by the State Revolving Fund loan agreements.

CITY OF OPA LOCKA, FLORIDA
NOTES TO BASIC FINANCIAL STATEMENTS
FOR THE FISCAL YEAR ENDED SEPTEMBER 30, 2023

NOTE 10 – LONG TERM OBLIGATIONS (CONTINUED)

Summary of Debt Covenants

Series 2011A and Series 2011B Capital Improvement Revenue Bonds – Debt service is provided by a pledge of guaranteed state revenue sharing funds, local option gas tax revenues, and the half-cent sales tax. Reserves must be maintained equal to the maximum bond service requirement. On September 30, 2021, the City had on deposit with the trustee for these bonds, a reserve account insurance policy which unconditionally and irrevocably guarantees the full and complete payment required to be made by or on the behalf of the City.

On June 3, 2014 – as authorized by City Ordinance No. 13-40 – the City entered into an agreement with City National Bank of Florida for the issuance of the Series 2014 Capital Improvement Revenue Note for the purpose of acquiring, construction, installation and equipping an administration building. Debt service is provided by a pledge of guaranteed state communications services tax revenues, public service tax revenues and all investment income except for Rebate fund. In May 2015, this was rolled up into the existing Series 2015 A&B Note.

Pledged Revenues – the City's agreement under the State of Florida Revolving Loan Fund Program requires the City to generate Pledged Revenues, as defined by the agreement, from the services furnished by its water and sewer systems equal to or exceeding 1.15 times the sum of the semiannual loan payments. As of September 30, 2023, the City follows this requirement.

The amount of long-term debt that can be incurred by the City is limited by the charter of the City. Total general obligation bonds of the City, outstanding in any one fiscal year can be no greater than 15% of the assessed value of taxable property as of the beginning of the fiscal year. As of September 30, 2022, the amount of bonds outstanding and notes payable exclusively from the revenues of a municipal project was less than 5% of property assessments as of September 30, 2023.

Bonds payable exclusively from the revenue of a municipal project may be issued and outstanding without regard to the 15% limitation; however, such an issue would be subject to the limitations imposed by the City's charter with respect to restrictions on bonds parity with or junior to the Series 2011A and Series 2011B Capital Improvement Revenue Bonds.

NOTE 11 – RETIREMENT PLANS

All City employees participate in the Florida Retirement System (FRS). As provided by Chapters 121 and 112, Florida Statutes, the FRS provides two cost-sharing, multiple-employer defined benefit plans administered by the Florida Department of Management Services, Division of Retirement, including the Pension Plan and the Retiree Health Insurance Subsidy (HIS Plan). Under Section 121.4501, Florida Statutes, the FRS also provides a defined contribution plan (Investment Plan) alternative to the Pension Plan, which is administered by the State Board of Administration (SBA). As a general rule, membership in the FRS is compulsory for all employees working in a regularly established position for a Florida state agency, county government, district school board, state university, community college, or a participating city or special district. The FRS provides retirement and disability benefits, annual cost-of-living adjustments, and death benefits to plan members and beneficiaries. The Florida Legislature established and may amend the contribution requirements and benefit terms of all FRS plans.

The plan administrator for FRS prepares and publishes its own stand-alone annual comprehensive financial report, including financial statements and required supplementary information. Copies of this report can be obtained from the Department of Management Services, Division of Retirement, Bureau of Research and Member Communications, P.O. Box 9000, Tallahassee, Florida 32315- 9000; or at the Division's website (www.frs.myflorida.com).

CITY OF OPA LOCKA, FLORIDA
NOTES TO BASIC FINANCIAL STATEMENTS
FOR THE FISCAL YEAR ENDED SEPTEMBER 30, 2023

NOTE 11 – RETIREMENT PLANS (CONTINUED)

A. Pension Plan – Florida Retirement System (FRS)

Plan Description – The Pension Plan is a cost-sharing multiple-employer defined benefit pension plan, with a Deferred Retirement Option Program (DROP) for eligible employees. The general classes of membership for the City are as follows:

- Regular Class – Members of the FRS who do not qualify for membership in the other classes.
- Senior Management Service Class (SMSC) – Members in senior management level positions.
- Special Risk Class – Members who are employed as law enforcement officers.

Employees enrolled in the Pension Plan prior to July 1, 2011, vest after six years of creditable service, and employees enrolled in the Pension Plan on or after July 1, 2011, vest after eight years of creditable service. Regular Class and SMSC members initially enrolled in the Pension Plan before July 1, 2011, once vested, are eligible for normal retirement benefits at age 62 or at any age after 30 years of creditable service. Members in these classes initially enrolled in the Pension Plan on or after July 1, 2011, once vested, are eligible for normal retirement benefits at age 65 or any time after 33 years of creditable service. Early retirement may be taken any time after vesting within 20 years of normal retirement age; however, a 5.0% benefit reduction is imposed for each year prior to the normal retirement age.

DROP is available under the Pension Plan when the member first reaches eligibility for normal retirement. The DROP allows a member to retire while continuing employment for up to 60 months. While in the DROP, the member's retirement benefits accumulate in the FRS Trust Fund increased by a cost-of-living adjustment each July and earn monthly interest equivalent to an annual rate of 1.30%.

Benefits Provided – Benefits under the Pension Plan are computed on the basis of age and/or years of service, average final compensation, and service credit. Credit for each year of service is expressed as a percentage of the average final compensation. For members initially enrolled before July 1, 2011, the average final compensation is the average of the five highest fiscal years' earnings; for members initially enrolled on or after July 1, 2011, the average final compensation is the average of the eight highest fiscal years' earnings. The total percentage value of the benefit received is determined by calculating the total value of all service, which is based on the retirement plan and/or class to which the member belonged when the service credit was earned. The following chart shows the percentage value for each year of service credit earned.

Service from Dec. 1, 1970 through Sept. 30, 1974	2.00%
Service on and after Oct. 1, 1974	3.00%
Senior Management Service Class	2.00%

The benefits received by retirees and beneficiaries are increased by a COLA each July based on their June benefit amount. For retirees who have been retired for less than 12 months on July 1, the first COLA increase is prorated. The COLA applies to all continuing monthly retirement benefits paid under the FRS Pension Plan (i.e., normal and early service retirement benefits and benefits accruing in participant accounts under the DROP, disability retirement benefits, and survivor benefits). The COLA for retirements or DROP participation effective before August 1, 2011, is 3 percent per year. The COLA formula for retirees with an effective retirement date or DROP begin date on or after August 1, 2011, will be the sum of the pre-July 2011 service credit divided by the total service credit at retirement multiplied by 3 percent. Each Pension Plan member with an effective retirement date of August 1, 2011, or after will have an individual COLA factor for retirement. FRS Pension Plan members initially enrolled on or after July 1, 2011, will not have a COLA after retirement.

CITY OF OPA LOCKA, FLORIDA
NOTES TO BASIC FINANCIAL STATEMENTS
FOR THE FISCAL YEAR ENDED SEPTEMBER 30, 2023

NOTE 11 – RETIREMENT PLANS (CONTINUED)

A. Pension Plan – Florida Retirement System (FRS)

Contributions – Effective July 1, 2011, all enrolled members of the Pension Plan, other than DROP participants, are required to contribute 3.0% of their salary to the Pension Plan. In addition to member contributions, governmental employers are required to make contributions to the Pension Plan based on state-wide contribution rates established by the Florida Legislature. These rates are updated as of July 1 of each year. The employer contribution rates by job class for the fiscal year 2022-2023 are as follows:

<u>Class</u>	<u>Employee Contribution Rate</u>	<u>Employer Contribution Rate*</u>	<u>Total Contribution Rate</u>
Regular	3.00%	10.19%	13.19%
Senior Management	3.00%	29.85%	32.85%
Special Risk	3.00%	26.11%	29.11%
DROP	N/A	16.94%	16.94%
EOC – County	3.00%	55.28%	58.28%

**These rates include the normal cost and unfunded actuarial liability contributions but do not include the 1.66 percent contribution for the Retiree Health Insurance Subsidy and the fee of 0.06 percent for administration of the FRS Investment Plan and provision of educational tools for both plans.*

For the fiscal year ended September 30, 2023, contributions, including employee contributions, to the Pension Plan for the City totaled \$1,869,780.

Pension Liabilities, Pension Expense, and Deferred Outflows of Resources and Deferred Inflows of Resources Related to Pensions – On September 30, 2023, the City reported a liability of \$10,107,192 for its proportionate share of the Pension Plan's net pension liability. The net pension liability was measured as of June 30, 2023, and the total pension liability used to calculate the net pension liability was determined by an actuarial valuation as of July 1, 2023. The City's proportionate share of the net pension liability was based on its share of the City's 2022-2023 fiscal year contributions relative to the 2021-2022 fiscal year contributions of all participating members.

The FRS Actuarial Assumption Conference is responsible for setting the assumptions used in the valuations of the defined benefit pension plans pursuant to Section 215.136(10) Florida Statutes. The 6.70 percent return assumption used in the June 30, 2023, calculations were determined by Plan's consulting actuary to be reasonable and appropriate per Actuarial Standards of Practice. The 6.70 percent reported investment return assumption is the same as the investment return assumption chosen by the 2022 FRS Actuarial Assumption Conference for funding policy purposes.

CITY OF OPA LOCKA, FLORIDA
NOTES TO BASIC FINANCIAL STATEMENTS
FOR THE FISCAL YEAR ENDED SEPTEMBER 30, 2023

NOTE 11 – RETIREMENT PLANS (CONTINUED)

A. Pension Plan – Florida Retirement System (FRS) (Continued)

For the fiscal year ended September 30, 2023, the City recognized pension expense of \$2,093,342. In addition, the City reported deferred outflows of resources and deferred inflows of resources related to pensions from the following sources:

Description	Deferred Outflows of Resources	Deferred Inflows of Resources
Differences between expected and actual experience	\$ 948,978	\$ -
Change of assumptions	658,871	-
Net difference between projected and actual earnings on FRS pension plan investments	422,104	-
Changes in proportion and differences between City FRS contributions and proportionate share of contributions	847,194	486,474
City FRS contributions subsequent to measurement date	276,601	-
Total	\$ 3,153,748	\$ 486,474

The deferred outflows of resources related to the Pension Plan, totaling \$276,601 for the City, resulting from contributions to the Plan subsequent to the measurement date will be recognized as a reduction of the net pension liability in the fiscal year ended September 30, 2023. Other amounts reported as deferred outflows of resources and deferred inflows of resources related to the Pension Plan will be recognized in pension expense as follows:

Fiscal Year Ending September 30	Deferred outflows/(inflows), net
2024	\$ 295,731
2025	(34,524)
2026	1,750,107
2027	282,643
2028	96,716
Total	\$ 2,390,673

Actuarial Assumptions – The total pension liability in the June 30, 2023, actuarial valuation was determined using the following actuarial assumptions:

Inflation	2.40%
Salary Increases	3.25% average, including inflation
Investment Rate of Return	6.70%, net of pension plan investment expense, including inflation

Mortality rates were based on the Generational PUB-2010 with Projection Scale MP-2018. The actuarial assumptions used in the July 1, 2023, and valuations were based on the results of an actuarial experience study for the period July 1, 2013, through June 30, 2018.

CITY OF OPA LOCKA, FLORIDA
NOTES TO BASIC FINANCIAL STATEMENTS
FOR THE FISCAL YEAR ENDED SEPTEMBER 30, 2023

NOTE 11 – RETIREMENT PLANS (CONTINUED)

A. Pension Plan – Florida Retirement System (FRS) (Continued)

The long-term expected rate of return assumption of 6.70 percent consists of two building block components: 1) an inferred real (in excess of inflation) return of 4.20 percent, which is consistent with the 4.48 percent real return from the capital market outlook model developed by the FRS consulting actuary, Milliman; and 2) a long-term average annual inflation assumption of 2.40 percent as adopted in October 2023 by the FRS Actuarial Assumption Conference. In the opinion of the FRS consulting actuary both components and the overall 6.70 percent return assumption were determined to be reasonable and appropriate per Actuarial Standards of Practice. The 6.70 percent reported investment return assumption is the same as the investment return assumption chosen by the 2022 FRS Actuarial Assumption Conference for funding policy purposes. For reference, the table below contains a summary of Milliman’s assumptions for each of the asset classes in which the plan was invested at that time based on the long-term target asset allocation. Each asset class assumption is based on a consistent set of underlying assumptions and includes an adjustment for the inflation assumption. These assumptions are not based on historical returns, but instead are based on a forward-looking capital market economic model.

Asset Class	Target Allocation ¹	Annual Arithmetic Return	Compound Annual (Geometric) Return	Standard Deviation
Cash	1.0%	2.9%	2.9%	1.1%
Fixed income	19.8%	4.5%	4.4%	3.4%
Global equity	54.0%	8.7%	7.1%	18.1%
Real estate	10.3%	7.6%	6.6%	14.8%
Private equity	11.1%	11.9%	8.8%	26.3%
Strategic investments	3.8%	6.3%	6.1%	7.7%
	<u>100%</u>			
Assumed inflation-Mean			2.4%	1.4%

Note: (1) As outlined in the Plan’s investment policy

**As outlined in the FRS Pension Plan’s investment policy available from Funds We Manage on the SBA’s website at www.sbafla.com.*

Discount Rate – The discount rate used to measure the total pension liability was 6.70%. The Pension Plan’s fiduciary net position was projected to be available to make all projected future benefit payments of current active and inactive employees. Therefore, the discount rate for calculation of the total pension liability is equal to the long-term expected rate of return.

Sensitivity of the Proportionate Share of the Net Pension Liability to Changes in the Discount Rate – The following represents the City’s proportionate share of the net pension liability calculated using the discount rate of 6.70%, as well as what the proportionate share of the net pension liability would be if it were calculated using a discount rate that is one percentage point lower (5.70%) or one percentage point higher (7.70%) than the current rate:

	1% Decrease 5.70%	Current Discount Rate 6.70%	1% Increase 7.70%
City’s proportionate share of the net pension liability	\$ 17,265,141	\$ 10,107,192	\$ 4,118,710

Pension Plan Fiduciary Net Position – Detailed information regarding the Pension Plan’s fiduciary net position is available in the separately issued FRS Pension Plan and Other State-Administered Systems Annual Comprehensive Financial Report.

CITY OF OPA LOCKA, FLORIDA
NOTES TO BASIC FINANCIAL STATEMENTS
FOR THE FISCAL YEAR ENDED SEPTEMBER 30, 2023

NOTE 11 – RETIREMENT PLANS (CONTINUED)

A. Pension Plan – Florida Retirement System (FRS) (Continued)

Payables to the Pension Plan – On September 30, 2023, the City had no outstanding payables of to the Pension Plan for contributions to the Pension Plan required for the fiscal year ended September 30, 2023.

A. Retiree Health Insurance Subsidy Program (HIS)

Plan Description – The HIS Plan is a non-qualified cost-sharing multiple-employer defined benefit pension plan established under Section 112.363, Florida Statutes, and it may be amended by the Florida Legislature at any time. The benefit is a monthly payment to assist eligible retirees and surviving beneficiaries of state administered retirement systems in paying health insurance costs and is administered by the Florida Department of Management Services, Division of Retirement.

Benefits Provided – For the fiscal year ended September 30, 2023, eligible retirees and beneficiaries received a monthly HIS payment of \$5 for each year of creditable service completed at the time of retirement, with a minimum HIS payment of \$30 and a maximum HIS payment of \$150 per month. To be eligible to receive these benefits, a retiree under a state administered retirement system must provide proof of health insurance coverage, which may include Medicare.

Contributions – The HIS Plan is funded by required contributions from FRS participating employers as set by the Florida Legislature. Employer contributions are a percentage of gross compensation for all active FRS members. For the fiscal year ended September 30, 2023, the HIS contribution rate for the period October 1, 2022, through September 30, 2023, was 1.66% of payroll pursuant to section 112.363, Florida Statutes. The City contributed 100% of its statutorily required contributions for the current and preceding three years. HIS Plan contributions are deposited in a separate trust fund from which payments are authorized. HIS Plan benefits are not guaranteed and are subject to annual legislative appropriation. In the event legislative appropriation or available funds fail to provide full subsidy benefits to all participants, benefits may be reduced or cancelled.

For the fiscal year ended September 30, 2023, contributions to the HIS Plan for the City totaled \$155,397.

Pension Liabilities, Pension Expense, and Deferred Outflows of Resources and Deferred Inflows of Resources Related to Pensions – On September 30, 2023, the City reported a liability of \$3,751,661 for its proportionate share of the HIS Plan's net pension liability. The net pension liability was measured as of June 30, 2023, and the total pension liability used to calculate the net pension liability was determined by an actuarial valuation as of July 1, 2022. The City's proportionate share of the net pension liability was based its share of the City's 2022-2023 fiscal year contributions relative to the 2021-2022 fiscal year contributions of all participating members.

For the fiscal year ended September 30, 2023, the City recognized pension expense of \$1,408,315. In addition, the City reported deferred outflows of resources and deferred inflows of resources related to pensions from the following sources:

Description	Deferred Outflows of Resources	Deferred Inflows of Resources
Differences between expected and actual experience	\$ 54,922	\$ 8,806
Change of assumptions	98,630	325,094
Net difference between projected and actual earnings on HIS pension plan investments	1,937	-
Changes in proportion and differences between City HIS contributions and proportionate share of contributions	476,134	180,115
City HIS contributions subsequent to measurement date	37,761	-
Total	\$ 669,384	\$ 514,015

CITY OF OPA LOCKA, FLORIDA
NOTES TO BASIC FINANCIAL STATEMENTS
FOR THE FISCAL YEAR ENDED SEPTEMBER 30, 2023

NOTE 11 – RETIREMENT PLANS (CONTINUED)

B. Retiree Health Insurance Subsidy Program (HIS) (Continued)

The deferred outflows of resources related to the HIS Plan, totaling \$37,761 for the City, resulting from contributions to the HIS Plan subsequent to the measurement date, will be recognized as a reduction of the net pension liability in the fiscal year ended September 30, 2023. Other amounts reported as deferred outflows of resources and deferred inflows of resources related to the HIS Plan will be recognized in pension expense as follows:

Fiscal Year Ending September 30	Deferred outflows/(inflows), net
2024	\$ 19,429
2025	28,750
2026	31,062
2027	(7,990)
2028	27,922
Thereafter	18,435
Total	\$ 117,608

Actuarial Assumptions – Actuarial valuations for the HIS plan are conducted biennially. The July 1, 2022, HIS valuation is the most recent actuarial valuation and was used to develop the liabilities for June 30, 2023.

Liabilities originally calculated as of the actuarial valuation date have been recalculated as of a later GASB Measurement Date using standard actuarial roll forward procedures.

The total pension liability as of June 30, 2023 was determined using the following actuarial assumptions:

Inflation	2.40%
Salary Increases	3.25% average, including inflation
Municipal Bond Rates	3.65%

Mortality rates were based on the Generational PUB-2010 with Projection Scale MP-2018.

The actuarial assumptions that determine the total pension liability as of June 30, 2023, were based on the results of an actuarial experience study of the FRS for the period July 1, 2013 through June 30, 2018.

Discount Rate – The discount rate used to measure the total pension liability on June 30, 2023, was 3.65%. In general, the discount rate for calculating the total pension liability is equal to the single rate equivalent to discounting at the long-term expected rate of return for benefit payments prior to the projected depletion date. Because the HIS benefit is essentially funded on a pay-as-you-go basis, the depletion date is considered to be immediate, and the single equivalent discount rate is equal to the municipal bond rate selected by the FRS Actuarial Assumption Conference. The discount rate used in the 2023 valuation was updated from 3.54% to 3.65% reflecting the change in the Bond Buyer general obligation 20-bond municipal bond index as of June 30, 2023.

Sensitivity of the Proportionate Share of the Net Pension Liability to Changes in the Discount Rate – The following represents the City's proportionate share of the net pension liability calculated using the discount rate of 3.65%, as well as what the proportionate share of the net pension liability would be if it were calculated using a discount rate that is one percentage point lower (2.65%) or one percentage point higher (4.65%) than the current rate:

	1% Decrease 2.65%	Current Discount Rate 3.65%	1% Increase 4.65%
City's proportionate share of the net pension liability	\$ 4,280,059	\$ 3,751,661	\$ 3,313,654

CITY OF OPA LOCKA, FLORIDA
NOTES TO BASIC FINANCIAL STATEMENTS
FOR THE FISCAL YEAR ENDED SEPTEMBER 30, 2023

NOTE 11 – RETIREMENT PLANS (CONTINUED)

B. Retiree Health Insurance Subsidy Program (HIS) (Continued)

Pension Plan Fiduciary Net Position – Detailed information regarding the HIS Plan’s fiduciary net position is available in the separately issued FRS Pension Plan and Other State-Administered Systems Comprehensive Annual Financial Report.

	FRS	HIS	Total
Net pension liability	\$ 10,107,192	\$ 3,751,661	\$ 13,858,853
Deferred outflows of resources	3,153,748	669,384	3,823,132
Deferred inflows of resources	486,474	514,015	1,000,489
Pension expense	2,093,342	1,408,315	3,501,657

B. Investment Plan

The State Board of Administration (SBA) administers the defined contribution plan officially titled the FRS Investment Plan. The Investment Plan is reported in the SBA’s annual financial statements and in the State of Florida Annual Comprehensive Financial Report.

As provided in Section 121.4501, Florida Statutes, eligible FRS members may elect to participate in the Investment Plan in lieu of the defined benefit pension plan. City employees participating in DROP are not eligible to participate in the Investment Plan. Employer and employee contributions, including amounts contributed to individual member’s accounts, are defined by law, but the ultimate benefit depends in part on the performance of investment funds. Benefit terms, including contribution requirements, for the Investment Plan are established and may be amended by the Florida Legislature. The Investment Plan is funded with the same employer and employee contribution rates that are based on salary and membership class, as the Pension Plan. Contributions are directed to individual member accounts, and the individual members allocate contributions and account balances among various approved investment choices. Costs of administering the Investment Plan, including the FRS Financial Guidance Program, are funded through an employer contribution of 0.04 percent of payroll and by forfeited benefits of plan members.

Allocations to the investment member’s accounts during the 2022-2023 fiscal year, as established by Section 121.72, Florida Statutes, are based on a percentage of gross compensation, by class, as follows:

Membership Class	Percentage of Gross Compensation
FRS Regular	9.30%
FRS Senior Manager Service	10.67%
FRS Special Risk	17.00%
FRS Elected Officers’ Class (County)	14.34%

For all membership classes, employees are immediately vested in their own contributions and are vested after one year of service for employer contributions and investment earnings. If an accumulated benefit obligation for service credit originally earned under the Pension Plan is transferred to the Investment Plan, the member must have the years of service required for Pension Plan vesting (including the service credit represented by the transferred funds) to be vested for these funds and the earnings on the funds. Non-vested employer contributions are placed in a suspense account for up to five years. If the employee returns to FRS-covered employment within the five- year period, the employee will regain control over the account. If the employee does not return within the five-year period, the employee will forfeit the accumulated account balance. For the fiscal year ended September 30, 2023, the information for the number of forfeitures was unavailable from the SBA; however, management believes that these amounts, if any, would be immaterial to the City.

CITY OF OPA LOCKA, FLORIDA
NOTES TO BASIC FINANCIAL STATEMENTS
FOR THE FISCAL YEAR ENDED SEPTEMBER 30, 2023

NOTE 11 – RETIREMENT PLANS (CONTINUED)

C. Investment Plan (Continued)

After termination and applying to receive benefits, the member may rollover vested funds to another qualified plan, structure a periodic payment under the Investment Plan, receive a lump-sum distribution, leave the funds invested for future distribution, or elect any combination of these options. Disability coverage is provided; the member may either transfer the account balance to the Pension Plan when approved for disability retirement to receive guaranteed lifetime monthly benefits under the Pension Plan, or the member may remain in the Investment Plan and rely upon that account balance for retirement income.

The Investment Plan pension expense for the City totaled \$131,106 for the fiscal year ended September 30, 2023. On September 30, 2023, the City has no outstanding contributions to the Investment Plan required for the fiscal year ended September 30, 2023.

NOTE 12 – RELATIONSHIP WITH THE COUNTY

In November 6, 1956, the Florida Legislature adopted the Miami-Dade County Home Rule for a general election to amend the Florida State Constitution designed to provide a centralized form of government to the County of Miami-Dade (the “County”). The County is, in effect, a municipality with governmental powers effective with 34 cities, towns and villages in the County, including the City, and the unincorporated areas. The County does not displace or replace cities but can supplement them. The County can take over particular services of the City’s operations if (1) the services fall below minimum standards set by the County Commission or (2) with the consent of the governing body of the City.

Since the inception of the City, the County has assumed responsibility for a number of functions, including county-wide police services, complementing county-wide fire protection; consolidated two-tier court systems; creation of the various surface transportation programs; installation of a central traffic control computer system; merging public transportation systems into a county system; and centralization of the property appraiser and tax collector functions.

In addition to county-wide services provided by Miami-Dade County in the City, the City has a Memorandum of Understanding (MOU), with the County to provide waste collection services and water utility billing services. The MOU dated February 17, 2017, for waste collection and waste hauler services was agreed after the City’s vendor provided notification that they would no longer provide those services.

The MOU for transitioning water utility billing services, collection services and meter replacements city-wide to Miami-Dade County Water & Sewer Department was agreed to on August 4, 2017. Since the agreement Miami-Dade County began the utility billing of the City’s customers along with the installation, replacement, and repair of almost 6,000 water meters which currently represents an estimated cost ranging from approximately \$1.5 million to \$2.2 million to the County per the agreement, however as of September 30, 2021, approximately \$2.2 million is recognized as capitalized meter replacements with the corresponding liability associated with the cost of the meters.

A majority of the utility customer accounts have successfully transitioned to Miami-Dade County with the customers receiving the Miami-Dade County bills and now having the ability to visit the Miami-Dade County Customer Services Center located in the City Hall at 780 Fisherman Street in Opa-Locka.

NOTE 13 – COMMITMENTS AND CONTINGENCIES

Water Supply and Sewer Services Contract

In February 1985, the City entered into an agreement with Miami-Dade Water and Sewer Department (WASD) for the purpose of providing to the City all of its potable water supply and sewer services for a period of thirty (30) years subject to termination at any time by operation of law or by mutual consent of the City and WASD. For the fiscal year ended September 30, 2023, the City purchased water and sewer services totaling \$4,646,142, from the WASD under the terms of this agreement.

CITY OF OPA LOCKA, FLORIDA
NOTES TO BASIC FINANCIAL STATEMENTS
FOR THE FISCAL YEAR ENDED SEPTEMBER 30, 2023

NOTE 13 – COMMITMENTS AND CONTINGENCIES (CONTINUED)

Threatened Litigation, Claims and Assessments

The City is involved in litigation and additional claims have been asserted against the City which are being handled by the City Attorney's office, in addition to third party attorneys. A number of cases remain outstanding. In some cases, the City anticipates that its insurance carrier will cover the damages. In the opinion of management and based on the advice of the City's Attorney, the outcome of some of these actions is not yet known. However, provision for liability has been accrued on the statements of net position and results of operations of the City for those cases where an unfavorable outcome is known.

Contingencies

The City participates in a number of Federal and State grant programs in accordance with the provisions of the Uniform Guidance and the State of Florida Single Audit Act.

Pursuant to those provisions, financial assistance programs were tested for compliance with applicable grant requirements. These programs may be subjected to financial and compliance audits by the grantors or their representatives. The possible disallowance of any item charged to the program or request for the return of already collected funds may be requested by the grantor agency. In the opinion of management, future disallowances, if any, of grant program expenditures would not have a material adverse effect on the financial condition of the City.

NOTE 14 – OTHER POST-EMPLOYMENT BENEFITS

Pursuant to Section 112.081, Florida Statutes, the City is required to permit eligible retirees and their eligible dependents to participate in the City's health insurance program at a cost to the retiree that is no greater than the cost at which the coverage is available for active employees. The City does not provide retirees with any subsidy for this benefit, however because the insurance carrier charges the same monthly rate for health insurance regardless of age, an implied monthly subsidy of \$250 for each of the retiree and his spouse has been assumed at age 60 for the 2022/23 fiscal year; at other ages, the implied subsidy was developed based on the age-related morbidity assumption and, for other fiscal years, the implied subsidy was increased in accordance with the healthcare cost trend rates. The healthcare cost trend rates: costs are assumed to be 7.50% for the 2022/23 fiscal year graded down by 0.50% per year to 5.00% for the 2027/28 and late fiscal years.

The City has a single-employer defined benefit health care plan where all of its employees can participate except part-time employees and full-time employees who either resign or are terminated. They City is authorized to establish and amend benefit levels, subject to minimum requirements set forth by Florida Statutes, and to approve the actuarial assumptions used in the determination of contribution levels. The plan does not issue a separate financial report.

Benefits Provided

The OPEB Plan provides healthcare insurance benefits for retirees and their dependents.

Funding Policy

The City's funding policy is to pay post-retirement medical benefits from general funds. A trust has not been established to pre-fund these benefits (pay as you go basis.)

Plan Membership

On October 1, 2022, the date of the latest actuarial valuation, plan participation consisted of the following:

Active plan members	107
	<hr/>
	107
	<hr/>

CITY OF OPA LOCKA, FLORIDA
NOTES TO BASIC FINANCIAL STATEMENTS
FOR THE FISCAL YEAR ENDED SEPTEMBER 30, 2023

NOTE 14 – OTHER POST-EMPLOYMENT BENEFITS (CONTINUED)

Total OPEB Liability

The City's total OPEB liability of \$230,767 was measured as of September 30, 2023 and was determined by an actuarial valuation as of October 1, 2022.

Actuarial Assumptions and Other Inputs

Valuation Date:	October 1, 2022
Measurement Date:	September 30, 2023
Roll-forward Disclosure	The Total OPEB Liability was rolled forward from the valuation date to the measurement date using standard actuarial techniques.

Methods and Assumptions Used to Determine Total OPEB Liability:

Actuarial Cost Method	Entry Age
Normal Discount Rate	4.91%
Salary Increases	3% per annum
Cost-of-living increases	Retiree contributions, health insurance premiums, and the implied subsidy have been assumed to increase in accordance with the healthcare cost trend rates.
Healthcare cost trend rates	Increases in healthcare costs are assumed to be 7.50% for the 2022/23 fiscal year graded down by 0.50% per year to 5.00% for the 2027/28 and later fiscal years.
Age-related morbidity	Healthcare costs are assumed to increase at the rate of 3.50% for each year of age.
Implied health subsidy	Because the insurance carrier charges the same monthly rate for health insurance regardless of age, an implied monthly subsidy of \$260.00 for each of the retiree and his spouse has been assumed at age 60 for the 2022/23 fiscal year; at other ages, the implied subsidy was developed based on the age-related morbidity assumption and, for other fiscal years, the implied subsidy was increased in accordance with the healthcare cost trend rates.
Mortality basis	Sex-distinct rates set forth in the PUB-2010 Mortality Table (without income adjustments) for general and public safety employees, with full generational improvements in mortality using Scale MP-2020
Retirement	With respect to public safety employees hired prior to July 1, 2011, retirement is assumed to occur at the earlier of any age with 25 years of service or age 55 with six years of service; with respect to public safety employees hired after June 30, 2011, retirement is assumed to occur at the earlier of any age with 30 years of service or age 60 with eight years of service; with respect to general employees hired prior to July 1, 2011, retirement is assumed to occur at the earlier of any age with 30 years of service or at age 62 with six years of service; with respect to general employees hired after June 30, 2011, retirement is assumed to occur at the earlier of any age with 33 years of service or at age 65 with eight years of service
Other decrements	Assumed employment termination is based on the Scale 155 table; assumed disability is based on the Wyatt 1985 Disability Study (Class 4 rates were used for public safety employees and Class 1 rates were used for general employees).

CITY OF OPA LOCKA, FLORIDA
NOTES TO BASIC FINANCIAL STATEMENTS
FOR THE FISCAL YEAR ENDED SEPTEMBER 30, 2023

NOTE 14 – OTHER POST-EMPLOYMENT BENEFITS (CONTINUED)

Total OPEB Liability (Continued)

Actuarial Assumptions and Other Inputs (Continued)

Health coverage election	25% of eligible employees are assumed to elect medical coverage in accordance with their current coverage election upon retirement or disability; coverage is assumed to end upon the attainment of age 65.
COBRA	Future healthcare coverage provided solely pursuant to COBRA was not included in the OPEB valuation; because the COBRA premium is determined periodically based on plan experience, the COBRA premium to be paid by the participant is assumed to fully cover the cost of providing healthcare coverage during the relevant period.
Changes	Since the prior measurement date, the discount rate was increased from 4.77% per annum to 4.91% per annum and the implied subsidy at age 60 for the 2022/23 fiscal year increased from \$216.00 per individual to \$250.00 per individual.

Retiree contributions, health insurance premiums, and the implied subsidy have been assumed to increase in accordance with the healthcare cost trend rate.

The Plan is unfunded as such no projection of Fiduciary Net Position is required. Demographic assumptions mirror those used for the Florida Retirement System pension plans. The discount rate used to determine the liabilities under GASB 75 is based on the return on the S&P Municipal Bond 20-year High Grade Index as of the measurement date. The discount rate is 4.91% per annum.

Changes in the total OPEB liability for the fiscal year ended September 30, 2023, were as follows:

Balance at September 30, 2022		\$ 187,877
Changes for the year		
Service cost	14,217	
Expected interest growth	9,668	
Differences between expected and actual experience	(2,450)	
Changes in assumptions	31,957	
Benefit payments and refunds	(10,502)	
Total actual changes		42,890
Total Ending OPEB Liability – September 30, 2023		\$ 230,767

Sensitivity of the total OPEB liability to changes in the discount rate:

Regarding the sensitivity of the total OPEB liability to changes in the discount rate, the following presents the plan's total OPEB liability, calculated using a discount rate of 4.91%, as well as what the plan's total OPEB liability would be if it were calculated using a discount rate that is one percent lower or one percent higher:

	1% Decrease	Current Discount Rate	1% Increase
	3.91%	4.91%	5.91%
Total OPEB Liability	\$ 250,990	\$ 230,767	\$ 212,747

CITY OF OPA LOCKA, FLORIDA
NOTES TO BASIC FINANCIAL STATEMENTS
FOR THE FISCAL YEAR ENDED SEPTEMBER 30, 2023

NOTE 14 – OTHER POST-EMPLOYMENT BENEFITS (CONTINUED)

Sensitivity of the total OPEB liability to the healthcare cost trend rate:

The following table illustrates the impact of healthcare cost trend sensitivity on the Total OPEB Liability for fiscal year ended September 30, 2023.

	Medical Trend		
	1%	7.50% graded	1%
	Decrease	down to 5.00%	Increase
Total OPEB Liability	\$ 207,077	\$ 230,767	\$ 258,462

For the year ended September 30, 2023, the City recognized OPEB expense of \$11,101. On September 30, 2023, the City reported deferred outflows and inflows of resources related to OPEB as follows:

	Deferred Outflows of Resources	Deferred Inflows of Resources
Demographic experience	\$ -	\$ 94,092
Assumption changes	35,562	96,902
Total	<u>\$ 35,562</u>	<u>\$ 190,994</u>

Amounts reported as deferred outflows of resources and deferred inflows of resources related to OPEB will be recognized in OPEB expense as follows:

Fiscal Year Ended September 30,	
2024	\$ (24,484)
2025	(24,484)
2026	(24,484)
2027	(24,484)
2028	(24,520)
Thereafter	(32,976)
	<u>\$ (155,432)</u>

NOTE 15 – DEFERRED COMPENSATION PLAN

The City offers its employees a deferred compensation plan (the "Plan"), which is administered by two administrators. The portion of the plan administered by the International City Management Association Retirement Corporation ("ICMA") was created in accordance with Internal Revenue Code Section 457 (a qualified plan). The other portion constitutes a nonqualified plan benefit and is administered by the Life Insurance Company of Southwest. The Plan, available to all City employees, permits them to defer a portion of their salary until future years. Participation in this plan is optional. The deferred compensation is not available to employees until termination, retirement, death, or unforeseeable emergency.

All assets and income of the Plan are held in trust for the exclusive benefits of the participants. The City makes no investment decisions and has no fiduciary responsibilities regarding the Plan; therefore, the assets and liabilities of the Plan are not included in the City's financial statements as September 30, 2023. The City is not required to make employer contributions.

CITY OF OPA LOCKA, FLORIDA
NOTES TO BASIC FINANCIAL STATEMENTS
FOR THE FISCAL YEAR ENDED SEPTEMBER 30, 2023

NOTE 16 – RISK MANAGEMENT

The government is exposed to various risks of loss related to torts; theft of, damage to, and destruction of assets; errors and omissions; injuries to employees; and natural disasters for which the City carries commercial insurance. The City has not had a significant reduction in insurance coverage from coverage in the prior year by major categories of risk and settled claims have not exceeded the City’s retention and excess coverage in force for each of the past three years.

NOTE 17 – STATE AND LOCAL AGREEMENT

On June 1, 2016, the City of Opa-locka City Commission adopted a Resolution to request a declaration that the City is in a state of financial emergency to seek the appointment of a financial emergency board and other assistance pursuant to section 218.503(1), Florida Statutes. The State of Florida, Office of the Governor, issued Executive Order 16-135, signed by then Florida Governor Rick Scott.

On June 8, 2016, the City entered into a State and Local Agreement of Cooperation between the Governor as a result of being in a state of financial emergency. The State implemented measures to resolve the financial emergency, the City’s cooperation with the Governor to resolve the financial emergency and the Governor to designate the Office of the Chief Inspector General (“Governor’s Designee”) to serve as the lead entity responsible for coordinating the Governor’s efforts in providing intervention and assistance to the City.

One element of exiting from a state of financial emergency is the development of a Five-Year Recovery Plan by the City, demonstrating the City’s ability to satisfy the requirements necessary for restoration of the City’s fiscal integrity. The City submitted a proposed Five-Year Recovery Plan to the State of Florida, which was approved in August 2020 without modification.

NOTE 18 – PRIOR PERIOD ADJUSTMENTS

During the fiscal year ended September 30, 2023, the net positions of the Government-Wide Governmental Activities and Business-type Activities were restated due to a correction of the opening balances of accounts payable and accounts receivable. A summary of the changes is as follows:

	Government-Wide Financial	
	Governmental Activities	Business-type Activities
Net position, beginning, as previously reported	\$ 32,115,453	\$ 20,185,999
To correct accounts receivable balance	(94,051)	-
To correct accounts payable balances	1,137,563	160,373
Net position, beginning, as restated	<u>\$ 33,158,965</u>	<u>\$ 20,346,372</u>

CITY OF OPA LOCKA, FLORIDA
NOTES TO BASIC FINANCIAL STATEMENTS
FOR THE FISCAL YEAR ENDED SEPTEMBER 30, 2023

NOTE 18 – PRIOR PERIOD ADJUSTMENTS (CONTINUED)

	Fund Financial Statements		
	General	People's Transportation Tax	Safe Neighborhood Capital Improvement
	Fund	Fund	Fund
Fund balance - beginning, as previously reported	\$ 13,006,678	\$ (2,581,855)	\$ (976,510)
To correct accounts receivable balance	-	(94,051)	-
To correct accounts payable balances	1,107,285	-	30,278
Fund balance - beginning, as restated	\$ 14,113,963	\$ (2,675,906)	\$ (946,232)

	Fund Financial Statements	
	Water and Sewer	Stormwater
	Fund	Fund
Net position - beginning, as previously reported	\$ 16,799,881	\$ 3,390,278
To correct accounts payable balances	68,520	91,853
Net position - beginning, as restated	\$ 16,868,401	\$ 3,482,131

NOTE 19 – SUBSEQUENT EVENT

The City was involved in a lawsuit filed by a Vendor who provided services to the City. As a result of litigation, the final mandate was issued on October 21, 2024 resulting in a \$3,000,000 judgement against the City. Subsequent to the mandate, the City entered into a Settlement Agreement for the above amount plus related interest in the amount of \$272,465. Payment was satisfied on December 3, 2024.

REQUIRED SUPPLEMENTARY INFORMATION

CITY OF OPA-LOCKA, FLORIDA
REQUIRED SUPPLEMENTARY INFORMATION
BUDGETARY COMPARISON SCHEDULE - GENERAL FUND
FOR THE FISCAL YEAR ENDED SEPTEMBER 30, 2023

	Budgeted Amounts		Actual	Variance with Final Budget - Favorable (Unfavorable)
	Original	Final		
Revenues:				
Property taxes	\$ 12,625,742	\$ 12,635,220	\$ 11,731,043	\$ (904,177)
Utility taxes	51,500	51,500	90,439	38,939
Local business taxes	211,665	211,665	281,558	69,893
Franchise fees	2,171,025	2,171,025	2,277,281	106,256
Permits and fees	1,609,349	1,609,349	1,164,152	(445,197)
Intergovernmental	8,182,170	7,885,945	711,067	(7,174,878)
Charges for services	807,583	844,290	1,098,224	253,934
Fines and forfeitures	2,703,603	2,703,799	2,792,591	88,792
Interest	-	-	59,615	59,615
Other	189,617	191,117	118,103	(73,014)
Total revenues	<u>28,552,254</u>	<u>28,303,910</u>	<u>20,324,073</u>	<u>(7,979,837)</u>
Expenditures:				
General government:				
City commission	265,746	184,478	114,903	69,575
City manager	3,582,894	3,115,077	1,603,121	1,511,956
City clerk	481,305	468,940	299,513	169,427
City attorney	442,000	617,000	493,052	123,948
Finance	1,391,675	1,241,364	875,528	365,836
Information technology	3,045,246	2,633,246	948,293	1,684,953
Human resources	392,688	362,088	215,662	146,426
Building licenses	864,638	787,440	676,192	111,248
Community development	504,161	613,661	408,299	205,362
Town center	653,611	821,113	218,749	602,364
Risk management	5,277,741	6,678,103	3,484,806	3,193,297
Total general government	<u>16,901,705</u>	<u>17,522,510</u>	<u>9,338,118</u>	<u>8,184,392</u>
Public safety:				
Police	7,608,899	8,402,999	7,453,282	949,717
Code enforcement	495,488	544,188	652,860	(108,672)
Total public safety	<u>8,104,387</u>	<u>8,947,187</u>	<u>8,106,142</u>	<u>841,045</u>
Public works:				
Administration	580,656	564,056	477,349	86,707
Sanitation	-	81,400	47,662	33,738
Street maintenance	1,742,966	1,163,216	984,203	179,013
Building maintenance	653,863	859,673	613,907	245,766
Vehicle maintenance	669,954	614,654	545,926	68,728
Total public works	<u>3,647,439</u>	<u>3,282,999</u>	<u>2,669,047</u>	<u>613,952</u>
Parks and recreation	988,752	1,157,280	903,835	253,445
Capital outlay	20,765,587	22,405,098	2,293,445	20,111,653
Debt service				
Principal	-	-	317,640	(317,640)
Interest	-	-	67,924	(67,924)
Total expenditures	<u>50,407,870</u>	<u>53,315,074</u>	<u>23,696,151</u>	<u>29,618,923</u>
Excess (deficiency) of revenues over expenditures	<u>(21,855,616)</u>	<u>(25,011,164)</u>	<u>(3,372,078)</u>	<u>21,639,086</u>

CITY OF OPA-LOCKA, FLORIDA
REQUIRED SUPPLEMENTARY INFORMATION
BUDGETARY COMPARISON SCHEDULE - GENERAL FUND (CONTINUED)
FOR THE FISCAL YEAR ENDED SEPTEMBER 30, 2023

	Budgeted Amounts		Actual	Variance with Final Budget - Favorable (Unfavorable)
	Original	Final		
Other financing sources (uses):				
Issuance of long term debt	3,759,118	3,759,118	-	3,759,118
Issuance of debt - lease	-	-	755,129	(755,129)
Insurance reimbursements	-	35,000	56,202	(21,202)
Transfers in	17,040,223	19,467,374	3,503,133	15,964,241
Transfers out	(3,459,478)	(6,235,068)	(4,128,054)	(2,107,014)
Total other financing sources (uses)	<u>17,339,863</u>	<u>17,026,424</u>	<u>186,410</u>	<u>16,840,014</u>
 Net change in fund balance	 <u>\$ 17,339,863</u>	 <u>\$ 17,026,424</u>	 <u>(3,185,668)</u>	 <u>\$ 16,840,014</u>
 Fund balance, beginning - as previously reported			<u>13,006,678</u>	
Prior period adjustment (see Note 18)			<u>1,107,285</u>	
Fund balance, beginning - as restated			<u>14,113,963</u>	
Fund balance, ending			<u>\$ 10,928,295</u>	

See notes to budgetary comparison schedule

CITY OF OPA-LOCKA, FLORIDA
REQUIRED SUPPLEMENTARY INFORMATION
BUDGETARY COMPARISON SCHEDULE - AMERICAN RESCUE PLAN ACT FUND
FOR THE FISCAL YEAR ENDED SEPTEMBER 30, 2023

	Budgeted Amounts		Actual	Variance
	Original	Final		with Final Budget - Favorable (Unfavorable)
Revenues:				
Intergovernmental	\$ -	\$ -	\$ 49,753	\$ 49,753
Interest	-	-	109,497	109,497
Total revenues	<u>-</u>	<u>-</u>	<u>159,250</u>	<u>159,250</u>
Expenditures:				
Current:				
General government	400,000	775,200	75,023	700,177
Total expenditures	<u>400,000</u>	<u>775,200</u>	<u>75,023</u>	<u>700,177</u>
Excess (deficiency) of revenues over expenditures	<u>(400,000)</u>	<u>(775,200)</u>	<u>84,227</u>	<u>859,427</u>
Net changes in fund balance	<u>\$ (400,000)</u>	<u>\$ (775,200)</u>	<u>84,227</u>	<u>\$ 859,427</u>
Fund balance, beginning			<u>510</u>	
Fund balance, ending			<u>\$ 84,737</u>	

CITY OF OPA-LOCKA, FLORIDA
NOTES TO BUDGETARY SCHEDULE
REQUIRED SUPPLEMENTARY INFORMATION
FOR THE FISCAL YEAR ENDED SEPTEMBER 30, 2023

NOTE 1 – BUDGETS AND BUDGETARY ACCOUNTING

Chapter 166, Florida Statutes, requires that all municipalities prepare, approve, adopt, and execute an annual budget for funds as may be required by law or by sound financial practices and generally accepted accounting principles. The budgets control the levy and the expenditure of money for City purposes in the ensuing fiscal year. The budgeting process is based on estimates of revenues and expenditures. The City budgets are prepared on a modified-accrual basis or accrual basis of accounting in accordance with generally accepted accounting principles.

The City follows these procedures in establishing the budgetary data reflected in the financial statements.

1. Prior to August 1, the City Manager submits to the City Commission a proposed operating budget for the fiscal year commencing the following October 1. The operating budget includes proposed expenditures and the means of financing them.
2. Public hearings are conducted to obtain taxpayer comments.
3. Prior to October 1, the budget is legally enacted through passage of an ordinance.
4. Budgetary control is maintained at the departmental and fund level, with the finance department providing support to departments in the administration of their budgets. In accordance with the City's budget transfer policy, the City Manager is authorized to transfer budgeted amounts within any fund or functions; however, any supplemental appropriations or revisions that amend the total expenditure of any fund must be approved by the City Commission. The City had supplemental appropriations for the general fund. The City also maintains an encumbrance accounting system as one technique of accomplishing budgetary control. Encumbrances outstanding at the balance sheet date are canceled.
5. Annual operating budgets are legally adopted for the General and Capital Improvements Debt Service Funds. All budgets are on a basis consistent with accounting principles generally accepted in the United States of America. The legal level of budgetary control is the department level for the general fund. This is the level at which expenditures may not exceed appropriations.
6. All annual appropriations lapse at fiscal year-end.

NOTE 2 – BUDGETARY EXPENDITURES IN EXCESS OF APPROPRIATIONS

For the year ended September 30, 2023, expenditures exceeded appropriations in the following:

General Fund	
Debt service	\$ (385,564)

These unfavorable variances were caused by unbudgeted costs related to unforeseen circumstances and occurrences during the year and were covered by revenues in excess of budget and unassigned fund balance.

CITY OF OPA-LOCKA, FLORIDA
REQUIRED SUPPLEMENTARY INFORMATION
SCHEDULE OF THE CITY'S PROPORTIONATE SHARE
OF NET PENSION LIABILITY
FLORIDA RETIREMENT SYSTEM PENSION PLAN (FRS)

June 30,	2023	2022	2021	2020	2019	2018	2017	2016
City's proportion of the FRS net pension liability	0.0254%	0.0222%	0.0240%	0.0237%	0.0231%	0.0266%	0.0259%	0.0343%
City's proportionate share of the FRS net pension liability	\$ 10,107,192	\$ 8,244,333	\$ 1,815,871	\$ 10,282,978	\$ 7,949,247	\$ 8,031,493	\$ 7,654,405	\$ 8,653,259
City's covered payroll	\$ 9,492,141	\$ 8,089,202	\$ 7,450,828	\$ 7,046,100	\$ 6,672,105	\$ 7,215,167	\$ 6,227,058	\$ 8,360,620
City's proportionate share of the FRS net pension liability as a percentage of its covered payroll	106.48%	101.92%	24.37%	145.94%	119.14%	111.31%	122.92%	103.50%
FRS Plan fiduciary net position as a percentage of the total pension liability	82.38%	82.89%	96.40%	78.85%	82.61%	84.26%	83.89%	84.88%

These schedules are presented to illustrate the requirements to show information for 10 years. However, until a full 10-year trend has been compiled, information is presented only for the years for which the required supplementary information is available.

CITY OF OPA-LOCKA, FLORIDA
REQUIRED SUPPLEMENTARY INFORMATION
SCHEDULE OF THE CITY'S CONTRIBUTIONS -
FLORIDA RETIREMENT SYSTEM PENSION PLAN (FRS)

September 30,	2023	2022	2021	2020	2019	2018	2017	2016
Contractually required FRS contribution	\$ 1,220,225	\$ 945,496	\$ 1,125,873	\$ 1,012,564	\$ 896,903	\$ 926,137	\$ 852,437	\$ 983,512
FRS contribution in relation to the contractually required contribution	(1,220,225)	(945,496)	(1,125,873)	(1,012,564)	(896,903)	(926,137)	(852,437)	(983,512)
FRS contribution deficiency (excess)	\$ -	\$ -	\$ -	\$ -	\$ -	\$ -	\$ -	\$ -
City's covered payroll	\$ 10,428,422	\$ 8,328,793	\$ 8,364,656	\$ 7,392,538	\$ 6,716,687	\$ 7,134,236	\$ 6,394,032	\$ 7,395,338
FRS contribution as a percentage of covered payroll	11.70%	11.35%	13.46%	13.70%	13.35%	12.98%	13.33%	13.30%

These schedules are presented to illustrate the requirements to show information for 10 years. However, until a full 10-year trend has been compiled, information is presented only for the years for which the required supplementary information is available.

CITY OF OPA-LOCKA, FLORIDA
REQUIRED SUPPLEMENTARY INFORMATION
SCHEDULE OF THE CITY'S PROPORTIONATE SHARE
OF NET PENSION LIABILITY
HEALTH INSURANCE SUBSIDY PENSION PLAN (HIS)

June 30,	<u>2023</u>	<u>2022</u>	<u>2021</u>	<u>2020</u>	<u>2019</u>	<u>2018</u>	<u>2017</u>	<u>2016</u>
City's proportion of the HIS net pension liability	0.0236%	0.0197%	0.0210%	0.0198%	0.0198%	0.0216%	0.0195%	0.0270%
City's proportionate share of the HIS net pension liability	\$ 3,751,661	\$ 2,090,370	\$ 2,581,639	\$ 2,468,863	\$ 2,211,518	\$ 2,282,255	\$ 2,082,612	\$ 3,144,569
City's covered payroll	\$ 9,492,141	\$ 8,089,202	\$ 7,450,828	\$ 7,046,100	\$ 6,672,105	\$ 7,215,167	\$ 6,227,058	\$ 8,360,620
City's proportionate share of the HIS net pension liability as a percentage of its covered payroll	39.52%	25.84%	34.65%	35.04%	33.15%	31.63%	33.44%	37.61%
HIS Plan fiduciary net position as a percentage of the total pension liability	4.12%	4.81%	3.56%	3.00%	2.63%	2.15%	1.64%	0.97%

These schedules are presented to illustrate the requirements to show information for 10 years. However, until a full 10-year trend has been compiled, information is presented only for the years for which the required supplementary information is available.

CITY OF OPA-LOCKA, FLORIDA
REQUIRED SUPPLEMENTARY INFORMATION
SCHEDULE OF THE CITY'S CONTRIBUTIONS -
HEALTH INSURANCE SUBSIDY PENSION PLAN (HIS)

September 30,	2023	2022	2021	2020	2019	2018	2017	2016
Contractually required HIS contribution	\$ 155,397	\$ 119,420	\$ 167,293	\$ 148,301	\$ 135,611	\$ 141,785	\$ 129,528	\$ 161,304
HIS contribution in relation to the contractually required contribution	<u>(155,397)</u>	<u>(119,420)</u>	<u>(167,293)</u>	<u>(148,301)</u>	<u>(135,611)</u>	<u>(141,785)</u>	<u>(129,528)</u>	<u>(161,304)</u>
HIS contribution deficiency (excess)	\$ -	\$ -	\$ -	\$ -	\$ -	\$ -	\$ -	\$ -
City's covered payroll	\$ 10,428,422	\$ 8,328,793	\$ 8,364,656	\$ 7,392,538	\$ 6,716,687	\$ 7,134,236	\$ 6,394,032	\$ 7,395,338
HIS contribution as a percentage of covered payroll	1.49%	1.43%	2.00%	2.01%	2.02%	1.99%	2.03%	2.18%

These schedules are presented to illustrate the requirements to show information for 10 years. However, until a full 10-year trend has been compiled, information is presented only for the years for which the required supplementary information is available.

CITY OF OPA-LOCKA, FLORIDA
REQUIRED SUPPLEMENTARY INFORMATION
SCHEDULE OF CHANGES IN THE CITY'S TOTAL OTHER POST-EMPLOYMENT BENEFITS
LIABILITY AND RELATED RATIOS

Fiscal Year:	<u>9/30/2023</u>	<u>9/30/2022</u>	<u>9/30/2021</u>	<u>9/30/2020</u>	<u>9/30/2019</u>	<u>9/30/2018</u>
Total OPEB liability:						
Service cost	\$ 14,217	\$ 12,426	\$ 23,112	\$ 24,367	\$ 28,827	\$ 28,528
Interest	9,668	15,584	7,849	8,521	13,113	12,155
Differences between expected and actual experience	(2,450)	(49,860)	-	(109,357)	-	-
Assumption changes	31,957	(100,633)	(9,223)	9,388	2,184	-
Benefit payments	<u>(10,502)</u>	<u>(7,754)</u>	<u>(6,995)</u>	<u>(6,655)</u>	<u>(8,887)</u>	<u>(8,331)</u>
Net change in total OPEB liability	42,890	(130,237)	14,743	(73,736)	35,237	32,352
Total OPEB liability-beginning	<u>187,877</u>	<u>318,114</u>	<u>303,371</u>	<u>377,107</u>	<u>341,870</u>	<u>309,518</u>
Total OPEB liability-ending	<u>\$ 230,767</u>	<u>\$ 187,877</u>	<u>\$ 318,114</u>	<u>\$ 303,371</u>	<u>\$ 377,107</u>	<u>\$ 341,870</u>
Covered-employee payroll	\$ 5,100,664	\$ 8,328,792	\$ 8,364,656	\$ 7,392,538	\$ 6,716,687	\$ 7,134,236
Total OPEB liability as a percentage of covered-employee payroll	4.52%	2.26%	3.80%	4.10%	5.61%	4.79%

Notes to schedule

1. Changes of assumptions - Discount rate was changed as follows:

<u>Discount Rate</u>	
9/30/2018	3.64%
9/30/2019	3.58%
9/30/2020	2.14%
9/30/2021	2.43%
9/30/2022	4.77%
9/30/2023	4.77%

2. These schedules are presented to illustrate the requirements to show information for 10 years. However, until a full 10-year trend has been compiled, information is presented only for the years for which the required supplementary information is available.

**COMBINING AND INDIVIDUAL FUND
STATEMENTS AND SCHEDULES**

CITY OF OPA-LOCKA, FLORIDA
COMBINING BALANCE SHEET
NON-MAJOR GOVERNMENTAL FUNDS
SEPTEMBER 30, 2023

	Law Enforcement	People's Transportation Tax Fund	Community Redevelopment Agency	Total Non-major Governmental Funds
<u>ASSETS</u>				
Cash	\$ 578,891	\$ 61,843	\$ 3,995,454	\$ 4,636,188
Accounts receivable, net	-	101,936	-	101,936
Due from other funds	8,368	-	-	8,368
Restricted cash	-	-	650,000	650,000
Advances to other funds	262,840	1,444,847	583,469	2,291,156
Total assets	\$ 850,099	\$ 1,608,626	\$ 5,228,923	\$ 7,687,648
<u>LIABILITIES</u>				
Liabilities:				
Accounts payable and accrued liabilities	\$ 33,500	\$ 294,813	\$ 47,354	\$ 375,667
Due to other funds	-	1,361,897	77,206	1,439,103
Advances from other funds	173,072	3,014,232	320,323	3,507,627
Total liabilities	206,572	4,670,942	444,883	5,322,397
Unavailable revenue	-	51,850	-	51,850
Total deferred inflows of resources	-	51,850	-	51,850
<u>FUND BALANCES</u>				
Nonspendable:				
Advances to other funds	262,840	1,444,847	583,469	2,291,156
Restricted:				
CRA	-	-	4,200,571	4,200,571
Public safety	380,687	-	-	380,687
Unassigned	-	(4,559,013)	-	(4,559,013)
Total fund balances	643,527	(3,114,166)	4,784,040	2,313,401
Total liabilities, deferred inflows of resources and fund balances	\$ 850,099	\$ 1,608,626	\$ 5,228,923	\$ 7,687,648

CITY OF OPA-LOCKA, FLORIDA
COMBINING STATEMENT OF REVENUES, EXPENDITURES AND CHANGES IN FUND BALANCES
NON-MAJOR GOVERNMENTAL FUNDS
FOR THE FISCAL YEAR ENDED SEPTEMBER 30, 2023

	Law Enforcement	People's Transportation Tax Fund	Community Redevelopment Agency	Total Non-major Governmental Funds
Revenues:				
Property taxes	\$ -	\$ -	\$ 1,707,511	\$ 1,707,511
Intergovernmental	333,215	180,935	-	514,150
Interest	6,366	-	62,911	69,277
Total revenues	<u>339,581</u>	<u>180,935</u>	<u>1,770,422</u>	<u>2,290,938</u>
Expenditures:				
Operating expenditures:				
General government	-	-	374,700	374,700
Transportation	-	201,520	-	201,520
Public safety	51,500	-	-	51,500
Capital outlay	-	417,675	-	417,675
Total expenditures	<u>51,500</u>	<u>619,195</u>	<u>374,700</u>	<u>1,045,395</u>
Net change in fund balances	288,081	(438,260)	1,395,722	1,245,543
Fund balance, beginning	<u>355,446</u>	<u>(2,581,855)</u>	<u>3,388,318</u>	<u>1,161,909</u>
Prior period adjustment (see Note 18)	<u>-</u>	<u>(94,051)</u>	<u>-</u>	<u>(94,051)</u>
Fund balance, beginning - as restated	<u>355,446</u>	<u>(2,675,906)</u>	<u>3,388,318</u>	<u>1,067,858</u>
Fund balance, ending	<u>\$ 643,527</u>	<u>\$ (3,114,166)</u>	<u>\$ 4,784,040</u>	<u>\$ 2,313,401</u>

CITY OF OPA-LOCKA, FLORIDA
BUDGETARY COMPARISON SCHEDULE
LAW ENFORCEMENT FUND
FOR THE FISCAL YEAR ENDED SEPTEMBER 30, 2023

	Budgeted Amounts		Actual	Variance with Final Budget - Favorable (Unfavorable)
	Original	Final		
Revenues:				
Intergovernmental	\$ 1,000	\$ 241,000	\$ 333,215	\$ 92,215
Interest	-	-	6,366	6,366
Total revenues	<u>1,000</u>	<u>241,000</u>	<u>339,581</u>	<u>98,581</u>
Expenditures:				
Current:				
Public safety	<u>105,000</u>	<u>266,135</u>	<u>51,500</u>	<u>214,635</u>
Total expenditures	<u>105,000</u>	<u>266,135</u>	<u>51,500</u>	<u>214,635</u>
Net changes in fund balance	<u>\$ (104,000)</u>	<u>\$ (25,135)</u>	288,081	<u>\$ 313,216</u>
Fund balance, beginning			<u>355,446</u>	
Fund balance, ending			<u>\$ 643,527</u>	

CITY OF OPA-LOCKA, FLORIDA
BUDGETARY COMPARISON SCHEDULE
PEOPLE'S TRANSPORTATION TAX FUND
FOR THE FISCAL YEAR ENDED SEPTEMBER 30, 2023

	Budgeted Amounts		Actual	Variance with Final Budget - Favorable (Unfavorable)
	Original	Final		
Revenues:				
Intergovernmental	\$ 1,044,777	\$ 1,193,119	\$ 180,935	\$ (1,012,184)
Total revenues	<u>1,044,777</u>	<u>1,193,119</u>	<u>180,935</u>	<u>(1,012,184)</u>
Expenditures:				
Current:				
Transportation	650,000	650,000	201,520	448,480
Capital outlay	394,777	543,119	417,675	125,444
Total expenditures	<u>1,044,777</u>	<u>1,193,119</u>	<u>619,195</u>	<u>573,924</u>
Net changes in fund balance	<u>\$ -</u>	<u>\$ -</u>	(438,260)	<u>\$ (438,260)</u>
Fund balance, beginning			<u>(2,581,855)</u>	
Prior period adjustment (see Note 18)			<u>(94,051)</u>	
Fund balance, beginning - as restated			<u>(2,675,906)</u>	
Fund balance, ending			<u>\$ (3,114,166)</u>	

CITY OF OPA-LOCKA, FLORIDA
BUDGETARY COMPARISON SCHEDULE
COMMUNITY REDEVELOPMENT AGENCY FUND
FOR THE FISCAL YEAR ENDED SEPTEMBER 30, 2023

	Budgeted Amounts		Actual	Variance with Final Budget - Favorable (Unfavorable)
	Original	Final		
Revenues:				
Property taxes	\$ 1,716,989	\$ 1,716,989	\$ 1,707,511	\$ (9,478)
Interest	-	-	62,911	62,911
Other	24,000	24,000	-	(24,000)
Total revenues	<u>1,740,989</u>	<u>1,740,989</u>	<u>1,770,422</u>	<u>29,433</u>
Expenditures:				
Current:				
General government	4,182,586	1,243,462	374,700	868,762
Total expenditures	<u>4,182,586</u>	<u>1,243,462</u>	<u>374,700</u>	<u>868,762</u>
Net changes in fund balance	<u>\$ (2,441,597)</u>	<u>\$ 497,527</u>	1,395,722	<u>\$ 898,195</u>
Fund balance, beginning			<u>3,388,318</u>	
Fund balance, ending			<u>\$ 4,784,040</u>	

See notes to budgetary comparison schedules

CITY OF OPA-LOCKA, FLORIDA
BUDGETARY COMPARISON SCHEDULE
CAPITAL IMPROVEMENT DEBT SERVICE FUND
FOR THE FISCAL YEAR ENDED SEPTEMBER 30, 2023

	Budgeted Amounts		Actual	Variance with Final Budget - Favorable (Unfavorable)
	Original	Final		
Revenues:				
Taxes	\$ 2,090,900	\$ 2,165,900	\$ 2,340,544	\$ 174,644
Intergovernmental	2,425,000	2,605,000	2,649,659	44,659
Interest	-	-	55,900	55,900
Total revenues	<u>4,515,900</u>	<u>4,770,900</u>	<u>5,046,103</u>	<u>275,203</u>
Expenditures:				
Debt service:				
Principal	1,071,084	1,063,202	1,058,651	4,551
Interest and other fiscal charges	253,787	256,630	260,183	(3,553)
Total expenditures	<u>1,324,871</u>	<u>1,319,832</u>	<u>1,318,834</u>	<u>998</u>
Other financing sources (uses):				
Transfers in	115,842	125,194	125,177	(17)
Transfers out	(3,306,871)	(3,576,262)	(3,576,262)	-
Total other financing sources (uses)	<u>(3,191,029)</u>	<u>(3,451,068)</u>	<u>(3,451,085)</u>	<u>(17)</u>
Net changes in fund balance	<u>\$ -</u>	<u>\$ -</u>	276,184	<u>\$ 276,184</u>
Fund balance, beginning			<u>4,099,413</u>	
Fund balance, ending			<u>\$ 4,375,597</u>	

See notes to budgetary comparison schedules

CITY OF OPA-LOCKA, FLORIDA
BUDGETARY COMPARISON SCHEDULE
SAFE NEIGHBORHOOD CAPITAL IMPROVEMENT FUND
FOR THE FISCAL YEAR ENDED SEPTEMBER 30, 2023

	Budgeted Amounts		Actual	Variance with Final Budget - Favorable (Unfavorable)
	Original	Final		
Revenues:				
Local option, use and fuel taxes	\$ 308,278	\$ 308,278	\$ 305,488	\$ (2,790)
Intergovernmental	830,000	2,575,000	1,427,257	(1,147,743)
Interest	-	-	1,179	1,179
Total revenues	<u>1,138,278</u>	<u>2,883,278</u>	<u>1,733,924</u>	<u>(1,149,354)</u>
Expenditures:				
Current:				
General government	-	326,984	-	326,984
Capital outlay	<u>2,960,686</u>	<u>8,087,274</u>	<u>3,449,138</u>	<u>4,638,136</u>
Total expenditures	<u>2,960,686</u>	<u>8,414,258</u>	<u>3,449,138</u>	<u>4,965,120</u>
Other financing sources (uses):				
Transfers in	2,952,408	6,134,109	4,154,042	(1,980,067)
Transfers out	<u>-</u>	<u>(73,129)</u>	<u>(73,130)</u>	<u>(1)</u>
Total other financing sources (uses)	<u>2,952,408</u>	<u>6,060,980</u>	<u>4,080,912</u>	<u>(1,980,068)</u>
Net changes in fund balance	<u>\$ 1,130,000</u>	<u>\$ 530,000</u>	2,365,698	<u>\$ 1,835,698</u>
Fund balance, beginning - as reported previously			<u>(976,510)</u>	
Prior period adjustment (see Note 18)			<u>30,278</u>	
Fund balance, beginning - as restated			<u>(946,232)</u>	
Fund balance, ending			<u>\$ 1,419,466</u>	

COMPLIANCE SECTION

**INDEPENDENT AUDITORS' REPORT ON INTERNAL CONTROL OVER
FINANCIAL REPORTING AND ON COMPLIANCE AND OTHER MATTERS BASED
ON AN AUDIT OF FINANCIAL STATEMENTS PERFORMED IN ACCORDANCE
WITH GOVERNMENT AUDITING STANDARDS**

To the Honorable Mayor, City Commission, and City Manager
City of Opa-locka, Florida

We have audited, in accordance with the auditing standards generally accepted in the United States of America and the standards applicable to financial audits contained in *Government Auditing Standards* issued by the Comptroller General of the United States (*Government Auditing Standards*), the financial statements of the governmental activities, the business-type activities, each major fund and the aggregate remaining fund information of the City of Opa-locka, Florida (the "City"), as of and for the fiscal year ended September 30, 2023, and the related notes to the financial statements, which collectively comprise the City's basic financial statements, and have issued our report thereon dated December 19, 2024. As described in the Matter Giving Rise to the Qualified Opinion paragraph of the Independent Auditors' report on pg 2, we issued a qualified opinion over the utility billing receivables and revenue activity for the fiscal year ended September 30, 2023.

Report on Internal Control Over Financial Reporting

In planning and performing our audit of the financial statements, we considered the City's internal control over financial reporting (internal control) as a basis for designing audit procedures that are appropriate in the circumstances for the purpose of expressing our opinions on the financial statements, but not for the purpose of expressing an opinion on the effectiveness of the City's internal control. Accordingly, we do not express an opinion on the effectiveness of the City's internal control.

Our consideration of internal control was for the limited purpose described in the preceding paragraph and was not designed to identify all deficiencies in internal control that might be material weaknesses or significant deficiencies and therefore, material weaknesses or significant deficiencies may exist that have not been identified. However, as described in the accompanying schedule of findings and questioned costs, we did identify certain deficiencies in internal control that we consider to be material weaknesses and significant deficiencies.

A deficiency in internal control exists when the design or operation of a control does not allow management or employees, in the normal course of performing their assigned functions, to prevent, or detect and correct, misstatements on a timely basis. A *material weakness* is a deficiency, or a combination of deficiencies, in internal control such that there is a reasonable possibility that a material misstatement of the entity's financial statements will not be prevented, or detected and corrected on a timely basis. We consider the deficiencies described in the accompanying schedule of findings and questioned costs as items MW2023-001, MW2023-002, MW2023-003, MW2023-004 and MW2023-005 to be material weaknesses.

A *significant deficiency* is a deficiency, or a combination of deficiencies, in internal control that is less severe than a material weakness, yet important enough to merit attention by those charged with governance. We consider the deficiencies described in the accompanying schedule of findings and questioned costs as items SD2023-006, SD2023-007, SD2023-008, SD2023-009 and SD2023-010 to be significant deficiencies.

Report on Compliance and Other Matters

As part of obtaining reasonable assurance about whether the City's financial statements are free from material misstatement, we performed tests of its compliance with certain provisions of laws, regulations, contracts, and grant agreements, noncompliance with which could have a direct and material effect on the financial statements. However, providing an opinion on compliance with those provisions was not an objective of our audit, and accordingly, we do not express such an opinion. The results of our tests disclosed an instance of noncompliance or other matters that are required to be reported under *Government Auditing Standards* and which is described in the accompanying schedule of findings and questioned costs as item SD2023-006.

City's Response to Findings

Government Auditing Standards requires the auditor to perform limited procedures on the City's response to the findings identified in our audit and described in the accompanying schedule of findings and questioned costs. The City's response was not subjected to the other auditing procedures applied in the audit of the financial statements and, accordingly, we express no opinion on the responses.

Purpose of this Report

The purpose of this report is solely to describe the scope of our testing of internal control and compliance and the result of that testing, and not to provide an opinion on the effectiveness of the City's internal control or on compliance. This report is an integral part of an audit performed in accordance with *Government Auditing Standards* in considering the City's internal control and compliance. Accordingly, this communication is not suitable for any other purpose.

Marcus LLP

Miami, FL
December 19, 2024

INDEPENDENT AUDITORS' REPORT ON COMPLIANCE FOR THE MAJOR STATE PROJECT AND REPORT ON INTERNAL CONTROL OVER COMPLIANCE REQUIRED BY CHAPTER 10.550, RULES OF THE AUDITOR GENERAL

To the Honorable Mayor, City Commission, and City Manager
City of Opa-locka, Florida

Report on Compliance for the Major State Project

Opinion on the Major State Project

We have audited the City of Opa-locka, Florida's (the "City") compliance with the types of compliance requirements identified as subject to audit in the *State of Florida Department of Financial Services' State Projects Compliance Supplement*, that could have a direct and material effect on the City's major state project for the fiscal year ended September 30, 2023. The City's major state project are identified in the summary of auditors' results section of the accompanying schedule of findings and questioned costs.

In our opinion, the City complied, in all material respects, with the types of compliance requirements referred to above that could have a direct and material effect on its major state project for the fiscal year ended September 30, 2023.

Basis for Opinion on the Major State Project

We conducted our audit of compliance in accordance with auditing standards generally accepted in the United States of America ("GAAS"); the standards applicable to financial audits contained in *Government Auditing Standards* issued by the Comptroller General of the United States (*Government Auditing Standards*); and the audit requirements of Chapter 10.550, Rules of the Auditor General (Chapter 10.550). Our responsibilities under those standards and Chapter 10.550 are further described in the Auditors' Responsibilities for the Audit of Compliance section of our report.

We are required to be independent of the City and to meet our other ethical responsibilities, in accordance with relevant ethical requirements relating to our audit. We believe that the audit evidence we have obtained is sufficient and appropriate to provide a basis for our opinion on compliance for the major state project. Our audit does not provide a legal determination of City's compliance with the compliance requirements referred to above.

Responsibilities of Management for Compliance

Management is responsible for compliance with the requirements referred to above and for the design, implementation, and maintenance of effective internal control over compliance with the requirements of laws, statutes, regulations, rules and provisions of contracts or grant agreements applicable to the City's state projects.

Auditors' Responsibilities for the Audit of Compliance

Our objectives are to obtain reasonable assurance about whether material noncompliance with the compliance requirements referred to above occurred, whether due to fraud or error, and express an opinion on City's compliance based on our audit. Reasonable assurance is a high level of assurance but is not absolute assurance and therefore is not a guarantee that an audit conducted in accordance with GAAS, *Government Auditing Standards* and Chapter 10.550 will always detect material noncompliance when it exists. The risk of not detecting material noncompliance resulting from fraud is higher than for that resulting from error, as fraud may involve collusion, forgery, intentional omissions, misrepresentations, or the override of internal control. Noncompliance with the compliance requirements referred to above is considered material, if there is a substantial likelihood that, individually or in the aggregate, it would influence the judgment made by a reasonable user of the report on compliance about the City's compliance with the requirements of the major state project as a whole.

In performing an audit in accordance with GAAS, *Government Auditing Standards* and Chapter 10.550, we:

- Exercise professional judgment and maintain professional skepticism throughout the audit.
- Identify and assess the risks of material noncompliance, whether due to fraud or error, and design and perform audit procedures responsive to those risks. Such procedures include examining, on a test basis, evidence regarding City's compliance with the compliance requirements referred to above and performing such other procedures as we considered necessary in the circumstances.
- Obtain an understanding of City's internal control over compliance relevant to the audit in order to design audit procedures that are appropriate in the circumstances and to test and report on internal control over compliance in accordance with Chapter 10.550, but not for the purpose of expressing an opinion on the effectiveness of City's internal control over compliance. Accordingly, no such opinion is expressed.

We are required to communicate with those charged with governance regarding, among other matters, the planned scope and timing of the audit and any significant deficiencies and material weaknesses in internal control over compliance that we identified during the audit.

Report on Internal Control Over Compliance

A deficiency in internal control over compliance exists when the design or operation of a control over compliance does not allow management or employees, in the normal course of performing their assigned functions, to prevent, or detect and correct, noncompliance with a type of compliance requirement of a state project on a timely basis. *A material weakness in internal control over compliance* is a deficiency, or combination of deficiencies, in internal control over compliance, such that there is a reasonable possibility that material noncompliance with a type of compliance requirement of a state project will not be prevented, or detected and corrected, on a timely basis. *A significant deficiency in internal control over compliance* is a deficiency, or a combination of deficiencies, in internal control over compliance with a type of compliance requirement of a state project that is less severe than a material weakness in internal control over compliance, yet important enough to merit attention by those charged with governance.

Our consideration of internal control over compliance was for the limited purpose described in the Auditors' Responsibilities for the Audit of Compliance section above and was not designed to identify all deficiencies in internal control over compliance that might be material weaknesses or significant deficiencies in internal control over compliance. Given these limitations, during our audit we did not identify any deficiencies in internal control over compliance that we consider to be material weaknesses, as defined above. However, material weaknesses or significant deficiencies in internal control over compliance may exist that were not identified.

Our audit was not designed for the purpose of expressing an opinion on the effectiveness of internal control over compliance. Accordingly, no such opinion is expressed.

The purpose of this report on internal control over compliance is solely to describe the scope of our testing of internal control over compliance and the results of that testing based on the requirements of the Chapter 10.550. Accordingly, this report is not suitable for any other purpose.

Marantz LLP

Miami, FL
December 19, 2024

CITY OF OPA-LOCKA, FLORIDA

SCHEDULE OF EXPENDITURE OF STATE FINANCIAL ASSISTANCE

FOR THE FISCAL YEAR ENDED SEPTEMBER 30, 2023

State Agency, Pass-Through Entity State Project	CSFA No.	Grant Number/ Pass-through Entity Identifying Number	Total Expenditures	Passed Through to Subrecipients
Florida Department of Environmental Protection				
Statewide Water Quality Restoration Projects	37.039	LP13035	\$ 14,122	\$ --
Statewide Water Quality Restoration Projects	37.039	LP13036	25,638	--
Statewide Water Quality Restoration Projects	37.039	LP13037	63,063	--
Total Florida Department of Environmental Protection			<u>102,823</u>	<u>--</u>
Florida Department of Law Enforcement				
City of Opa-Locka Police Station	71.050	8K002	1,005,644	--
Total Florida Department of Law Enforcement			<u>1,005,644</u>	<u>--</u>
Total Expenditures of State Financial Assistance			<u>\$ 1,108,467</u>	<u>\$ --</u>

CITY OF OPA-LOCKA, FLORIDA
SCHEDULE OF FINDINGS AND QUESTIONED COSTS
FOR THE FISCAL YEAR ENDED SEPTEMBER 30, 2023

NOTE 1 – BASIS OF PRESENTATION

The accompanying schedule of expenditures of state financial assistance (the "Schedule") presents the expenditure activity of all state activity of the City of Opa-locka, Florida (the "City") for the fiscal year ended September 30, 2023. The information in this Schedule is presented in accordance with the requirements of Chapter 10.550, Rules of the Auditor General. Because the Schedule presents only a selected portion of the operations of the City, it is not intended to and does not present the financial position, changes in net position/fund balance or cash flows of the City.

NOTE 2 – SUMMARY OF SIGNIFICANT ACCOUNTING POLICIES

Expenditures reported in the Schedule are reported on the accrual basis of accounting. Such expenditures are recognized following the cost principles contained in the Florida Single Audit Act, wherein certain types of expenditures are not allowable or are limited as to reimbursement.

CITY OF OPA-LOCKA, FLORIDA

SCHEDULE OF FINDINGS AND QUESTIONED COSTS (CONTINUED)

FOR THE FISCAL YEAR ENDED SEPTEMBER 30, 2023

SECTION I – SUMMARY OF AUDITORS’ RESULTS

Financial Statements

Type of auditors’ report issued on whether the financial statements audited were prepared in accordance with GAAP: *Qualified Opinion*

Internal control over financial reporting:

Material weakness(es) identified? X Yes No

Significant deficiency(ies) identified? X Yes None reported

Non-compliance material to financial statements noted? X Yes No

State Projects

Internal control over the major state project:

Material weakness(es) identified? Yes X No

Significant deficiency(ies) identified? Yes X None reported

Type of auditors’ report issued on compliance for the major state project: *Unmodified Opinion*

Any audit findings disclosed that are required to be reported in accordance with Chapter 10.557, Rules of the Auditor General? Yes X No

Identification of the Major State Project:

CSFA No.
71.050

State Project
City of Opa-locka Police Station

Dollar threshold used to distinguish between Type A and Type B programs –State: \$750,000

CITY OF OPA-LOCKA, FLORIDA

SCHEDULE OF FINDINGS AND QUESTIONED COSTS (CONTINUED)

FOR THE FISCAL YEAR ENDED SEPTEMBER 30, 2023

SUMMARY OF FINDINGS

Finding No.	Title
MW2023-001	Support For Building Permit Charges
MW2023-002	Florida Auditor General Report Findings
MW2023-003	Strengthen Staff Resources in the Finance and Accounting Department
MW2023-004	Reconciliation of Cash Accounts
MW2023-005	Timeliness of Recording Individual Transactions
SD2023-006	Non-Compliance with Florida Statutes
SD2023-007	Support for Stormwater Utility Charge
SD2023-008	Pension Plan Remittance
SD2023-009	Upgrade the Accounting System
SD2023-010	Financial Reporting Policies and Procedures Manual and Reconciliation of General Ledger Accounts to Supporting Documents

Note: "MW" identifies a Material Weakness and "SD" a Significant Deficiency.

CITY OF OPA-LOCKA, FLORIDA

SCHEDULE OF FINDINGS AND QUESTIONED COSTS (CONTINUED)

FOR THE FISCAL YEAR ENDED SEPTEMBER 30, 2023

MW2023-001 SUPPORT FOR BUILDING PERMIT CHARGES (REPEAT FINDING)

Criteria

Adequate accounting records should be secured and retained as a standard business practice.

Condition

During the building permit billings and collections testing, the auditor noted the City was not able to locate support for eight (8) out of a sample of twenty-five (25) selections tested. For these eight (8) selections, no information or supporting documentation was maintained regarding permit application or invoice. As such, Marcum could not recalculate total permit revenue for these eight selections.

Cause

Inadequate internal controls over recordkeeping of building permit related documents.

Effect

Building permit revenue recorded by the City for the fiscal year could not be accurately recalculated, and the revenue balance may be misstated.

Recommendation

The City should establish adequate internal controls to ensure that all relevant supporting documentation and records that support their account activity and balances for financial reporting and pursuant to Florida statutes record retention policy are maintained.

CITY OF OPA-LOCKA, FLORIDA

SCHEDULE OF FINDINGS AND QUESTIONED COSTS (CONTINUED)

FOR THE FISCAL YEAR ENDED SEPTEMBER 30, 2023

MATERIAL WEAKNESSES (CONTINUED)

MW2023-001 SUPPORT FOR BUILDING PERMIT CHARGES (REPEAT FINDING) (CONTINUED)

Current Year Status

The City was not able to locate support for the sample of twenty-five (25) selections tested during fiscal year 2023. The City was only able to provide a copy of the related building permit invoice. For these twenty-five (25) selections, no information or supporting documentation was provided to the auditor regarding permit fee calculations. As such, Marcum could not conclude on the performed audit test.

Views of Responsible Official and Planned Corrective Action

See accompanying Corrective Action Plan.

MW2023-002 FLORIDA AUDITOR GENERAL REPORT FINDINGS (REPEAT FINDING)

Criteria

Prudent accounting practices include policies, procedures, and controls over the safeguarding, recording, processing, and reporting of the City's financial operations and transactions.

Condition

On May 23, 2019, the Auditor General of the State of Florida prepared a report on the City, pursuant to an operational audit conducted by the Agency. As a result of the audit, multiple findings and recommendations were submitted to City seeking actual or proposed corrective actions.

Recommendation

We recommend that the City designate a member of management take timely action to resolve issues identified or proposed action plans to formally address issues cited as soon as time permits.

CITY OF OPA-LOCKA, FLORIDA

SCHEDULE OF FINDINGS AND QUESTIONED COSTS (CONTINUED)

FOR THE FISCAL YEAR ENDED SEPTEMBER 30, 2023

MATERIAL WEAKNESSES (CONTINUED)

**MW2023-002 FLORIDA AUDITOR GENERAL REPORT FINDINGS (REPEAT FINDING)
(CONTINUED)**

Current Year Status

The Auditor General report dated May 23, 2019, contained 99 findings and related recommendations. During fiscal year 2023, the Auditor General performed an audit follow-up and it was noted certain items prescribed in the proposed corrective action plan were addressed; however, as of December 19, 2024, several items remain open.

View of Responsible Official and Planned Corrective Action

See accompanying corrective action plan.

**MW2023-003 STRENGTHEN STAFF RESOURCES IN THE FINANCE AND ACCOUNTING
DEPARTMENT (REPEAT FINDING)**

Criteria

The City should have available finance and/or accounting staff members who understand and have experience in the accounting and financial reporting requirements of the governmental industry.

Condition

In performing the City's audits, we noted conditions of personnel turnover as well as a lack of full-time employees who possess the skills, knowledge, and experience in the governmental industry.

Recommendation

We recommend that the City assess the accounting department staffing needs as well as hire an experienced governmental accounting person or trained existing staff member to enhance their skill sets.

CITY OF OPA-LOCKA, FLORIDA

SCHEDULE OF FINDINGS AND QUESTIONED COSTS (CONTINUED)

FOR THE FISCAL YEAR ENDED SEPTEMBER 30, 2023

MATERIAL WEAKNESSES (CONTINUED)

MW2023-003 STRENGTHEN STAFF RESOURCES IN THE FINANCE AND ACCOUNTING DEPARTMENT (REPEAT FINDING) (CONTINUED)

Current Year Status

An initial working trial balance (“WTB”) was received from the City's Finance and Accounting department on September 30, 2024, for the fiscal year ended September 30, 2023. During field work for this audit engagement, fourteen (14) auditor adjustments inclusive of corrections and reclassifications, aggregating to approximately \$14,122,000, were required to correct the original WTB submission. A complete assessment of the skillset and knowledge of the City's team is required to address required daily tasks.

View of Responsible Official and Planned Corrective Action

See accompanying corrective action plan.

MW2023-004 RECONCILIATION OF CASH ACCOUNTS (REPEAT FINDING)

Criteria

Timely preparation of complete and accurate bank reconciliations is a key to maintaining adequate control over both cash receipts and disbursements.

Condition

During review of cash accounts, we noted that the account reconciliation was not accurately completed. For governmental funds checks totaling \$35,560 that cleared the bank account prior to September 30, 2017, were included in reconciling listing of outstanding as of September 30, 2017. For the water and sewer fund checks totaling \$583,141 that cleared the bank prior to September 30, 2017, were included in the reconciling listing of outstanding checks as of September 30, 2017.

Cause

Failure of the City to perform timely reconciliation of cash accounts.

Effect

Material journal entries were proposed to correct errors and misstatements.

CITY OF OPA-LOCKA, FLORIDA

SCHEDULE OF FINDINGS AND QUESTIONED COSTS (CONTINUED)

FOR THE FISCAL YEAR ENDED SEPTEMBER 30, 2023

MATERIAL WEAKNESSES (CONTINUED)

MW2023-005 RECONCILIATION OF CASH ACCOUNTS (REPEAT FINDING) (CONTINUED)

Recommendation

We recommend that the bank reconciliations be reviewed for accuracy and completeness on a timely basis by the someone with the appropriate skill-set identify significant discrepancies. The review should include tests of mechanical accuracy and tracing of items on the reconciliation to the relevant source documents.

Current Year Status

During the completion of our audit procedure, the auditor noted that the City had not prepared and reviewed several months bank reconciliations for the fiscal year 2023 on a timely basis. As such, Marcum noted the bank reconciliations were not being prepared and reviewed in a timely manner in accordance with the City's policy.

View of Responsible Official and Planned Corrective Action

See accompanying corrective action plan.

MW2023-005 TIMELINESS OF RECORDING INDIVIDUAL TRANSACTIONS (REPEAT FINDING)

Criteria

Prudent accounting practices include policies, procedures and controls over the recording, processing, and reporting of accounting events and transactions.

Condition

We believe that the City of Opa-locka does not maintain adequate financial records. Certain transactions are not summarized in a general ledger, nor all transactions recorded on the books in a timely manner. Such a system does not permit the preparation of accurate and reliable financial statements.

CITY OF OPA-LOCKA, FLORIDA

SCHEDULE OF FINDINGS AND QUESTIONED COSTS (CONTINUED)

FOR THE FISCAL YEAR ENDED SEPTEMBER 30, 2023

MATERIAL WEAKNESSES (CONTINUED)

**MW2023-005 TIMELINESS OF RECORDING INDIVIDUAL TRANSACTIONS (REPEAT FINDING)
(CONTINUED)**

Recommendation

We recommend that a designated member of management performs periodic analysis of significant accounts to determine the completeness of account balances and investigate and resolve any issues identified. This practice serves to enforce checks and balances necessary for strong internal controls and accurate financial reporting.

Current Year Status

This condition still exists for the fiscal year ended September 30, 2023. During field work for this audit engagement, fourteen (14) auditor adjustments inclusive of corrections and reclassifications, aggregating to approximately \$14,122,000, were required to correct the original working trial balance provided by management. Ultimately this led to a delay in the completion of the audit procedures, multiple changes to the amounts and disclosures presented in the draft financial statements provided to the auditor and further delaying the financial statements completion and issuance date.

View of Responsible Official and Planned Corrective Action

See accompanying corrective action plan.

SIGNIFICANT DEFICIENCIES

SD2023-006 NON-COMPLIANCE WITH FLORIDA STATUTES (REPEAT FINDING)

Criteria

Section 218.39(1), Florida Statutes, requires that a local government shall have an annual financial audit of its accounts and records completed within nine (9) months after the end of its fiscal year.

Condition

The City did not issue and file the September 30, 2020 financial statements with the Auditor General by June 30, 2021 or the Annual Financial Report ("AFR") to the Florida Department of Financial Services by June 30, 2021, as required by Florida Statutes.

CITY OF OPA-LOCKA, FLORIDA

SCHEDULE OF FINDINGS AND QUESTIONED COSTS (CONTINUED)

FOR THE FISCAL YEAR ENDED SEPTEMBER 30, 2023

SIGNIFICANT DEFICIENCIES (CONTINUED)

SD2023-006 NON-COMPLIANCE WITH FLORIDA STATUTES (REPEAT FINDING)

Cause

The City does not have an established financial statements review preparation policy to ensure all year-end amounts and disclosures as required by the Governmental Accounting Standards Board ("GASB"), are properly and accurately captured and reported in the Financial Statements in a timely manner.

Effect

A lack of completing required closing procedures led to preliminary misstatements to the financial statements and a significant number of adjusting journal entries and reversal entries had to be posted after the commencement of the audit.

Recommendation

The City should ensure that adequate procedures and internal controls are in place to ensure that the Financial Statements are submitted in a timely manner. These controls should include controls requiring the reconciliation of account balances to the appropriate supporting documentation (e.g., general ledger, internal reports, note disclosures, etc.), the use of a disclosure checklist, and adequate training of staff with required accounting and financial reporting standards.

Current Year Status

This condition still exists for the fiscal year ended September 30, 2023. The City did not issue and file the September 30, 2023 financial statements with the Auditor General by June 30, 2024 or the Annual Financial Report ("AFR") to the Florida Department of Financial Services by June 30, 2024, as required by Florida Statutes.

View of Responsible Official and Planned Corrective Action

See accompanying corrective action plan.

CITY OF OPA-LOCKA, FLORIDA

SCHEDULE OF FINDINGS AND QUESTIONED COSTS (CONTINUED)

FOR THE FISCAL YEAR ENDED SEPTEMBER 30, 2023

SIGNIFICANT DEFICIENCIES (CONTINUED)

SD2023-007 SUPPORT FOR STORMWATER UTILITY CHARGE (REPEAT FINDING)

Criteria

Adequate accounting records should be secured and retained as a standard business practice.

Condition

Currently, the City outsources a portion of the water/sewer billing process to Miami-Dade County. There were thirty-four (34) water/sewer accounts which continue to be billed and processed by the City as of September 30, 2020. For these City accounts, the City could not provide the support regarding the equivalent residential unit ("ERU") calculation used to charge customers the storm water utility rates.

Cause

The City could not provide the 2008 study or any other rate study performed by the City that supports the equivalent residential unit ("ERU") calculation used to charge customers the storm water utility rates for specific accounts billed and processed by the City.

Effect

Water and sewer revenues recorded related to account billed and processed by the City for the fiscal year cannot be recalculated, and the revenue balance may be misstated related to the ERU charge.

Recommendation

The City should retain all relevant documentation and records that support their account activity and balances pursuant to Florida statutes record retention policy.

Current Year Status

This condition still exists in fiscal year-ended September 30, 2023. The City was unable to provide the studies performed that supports the ERU calculation used to charge customers the storm water utility rates for specific accounts billed and processed by the City.

CITY OF OPA-LOCKA, FLORIDA

SCHEDULE OF FINDINGS AND QUESTIONED COSTS (CONTINUED)

FOR THE FISCAL YEAR ENDED SEPTEMBER 30, 2023

SIGNIFICANT DEFICIENCIES (CONTINUED)

SD2023-007 SUPPORT FOR STORMWATER UTILITY CHARGE (REPEAT FINDING) (CONTINUED)

View of Responsible Official and Planned Corrective Action

See accompanying corrective action plan.

SD2023-008 PENSION PLAN REMITTANCE (REPEAT FINDING)

Criteria

The City participates in a deferred compensation plan as described in Internal Revenue Code section 457. Pursuant to federal regulations participants contributions received by an employer must be remitted to the Plan no later than the 15th business day of the month following the month in which the participant contribution are received by the employer.

Condition

During our review of the 457 Pension plan payments, we noted that for 5 months during fiscal year 2017 the City failed to remit employee funds in a timely manner as outlined in federal regulations.

Cause

Failure of the City design and implement adequate controls for timely remittance of employee contribution to the Plan.

Effect

Non-compliance with specific regulations may cause the Plan to become ineligible for the tax benefits of Section 457.

Recommendation

We recommend that the City implement procedures that with ensure full compliance with the Plan documents and federal regulations.

CITY OF OPA-LOCKA, FLORIDA

SCHEDULE OF FINDINGS AND QUESTIONED COSTS (CONTINUED)

FOR THE FISCAL YEAR ENDED SEPTEMBER 30, 2023

SIGNIFICANT DEFICIENCIES (CONTINUED)

SD2023-008 PENSION PLAN REMITTANCE (REPEAT FINDING) (CONTINUED)

Current Year Status

This comment remains relevant as of September 30, 2023. The City failed to remit employee funds in a timely manner as outlined in federal regulations for all 12 months during the fiscal year ended September 30, 2023.

View of Responsible Official and Planned Corrective Action

See accompanying corrective action plan.

SD2023-009 UPGRADE THE ACCOUNTING SYSTEM (REPEAT FINDING)

Criteria

The financial accounting and reporting system should provide the information management needs to monitor the City's financial condition and make appropriate decisions in a timely basis.

Condition

The software programs used to perform the financial functions and related activity does not have the capability of producing reports that are necessary for management to accurately report on the City's financial position. For example, during our audit, we noted that the City was not able to provide an accounts payable aging report or an alternate report to support the accounts payable balance in the general ledger system.

Recommendation

We recommend that the City conduct an evaluation of the existing financial system and an analysis of projected needs. This evaluation should focus on ensuring that the City's financial systems maximize the productivity of its staff and meet the financial reporting needs of management.

Current Year Status

The condition still exists in current year.

CITY OF OPA-LOCKA, FLORIDA

SCHEDULE OF FINDINGS AND QUESTIONED COSTS (CONTINUED)

FOR THE FISCAL YEAR ENDED SEPTEMBER 30, 2023

SIGNIFICANT DEFICIENCIES (CONTINUED)

SD2023-009 UPGRADE THE ACCOUNTING SYSTEM (REPEAT FINDING) (CONTINUED)

View of Responsible Official and Planned Corrective Action

See accompanying corrective action plan.

SD2023-010 FINANCIAL REPORTING POLICIES AND PROCEDURES MANUAL AND RECONCILIATION OF GENERAL LEDGER ACCOUNTS TO SUPPORTING DOCUMENTS (REPEAT FINDING)

Criteria

Prudent financial reporting requires accurate and timely reconciliation of general ledger accounts. The existence of a formal policy and procedures manual could assist with the timeliness of reconciling account balances.

Condition

During the audit, we noted that significant general ledger accounts were not properly reconciled. A formal accounting policies and procedures manual would facilitate continuity in the necessary procedures.

Recommendation

We recommend that the City develop a formal financial reporting policies and procedures manual which include the reconciliation of general ledger accounts on a monthly basis among other process and procedures. A benefit of monthly reconciliations is that errors do not accumulate but can be identified and attributed to a specific period, which makes it easier to perform future reconciliations. Also, formal documentation can be used to reinforce established policies and procedures and serve as a training tool.

Current Year Status

This condition still exists for the fiscal year ended September 30, 2023. During field work for this audit engagement, fourteen (14) auditor adjustments inclusive of corrections and reclassifications, aggregating to approximately \$14,122,000, were required to correct the original working trial balance provided by management.

CITY OF OPA-LOCKA, FLORIDA

SCHEDULE OF FINDINGS AND QUESTIONED COSTS (CONTINUED)

FOR THE FISCAL YEAR ENDED SEPTEMBER 30, 2023

SIGNIFICANT DEFICIENCIES (CONTINUED)

SD2023-010 FINANCIAL REPORTING POLICIES AND PROCEDURES MANUAL AND RECONCILIATION OF GENERAL LEDGER ACCOUNTS TO SUPPORTING DOCUMENTS (REPEAT FINDING) (CONTINUED)

View of Responsible Official and Planned Corrective Action

See accompanying corrective action plan.

CITY OF OPA-LOCKA, FLORIDA
SUMMARY SCHEDULE OF PRIOR AUDIT FINDINGS
FOR THE FISCAL YEAR ENDED SEPTEMBER 30, 2023

PRIOR YEAR FINANCIAL STATEMENT FINDINGS AND STATUS

MATERIAL WEAKNESSES

MW 2020-02 - was not addressed and the finding is repeated as MW2023-001

MW 2017-01 - was not addressed and the finding is repeated as MW2023-002

MW 2017-02 - was not addressed and the finding is repeated as MW2023-003

MW 2017-04 - was not addressed and the finding is repeated as MW2023-004

MW 2015-01 - was not addressed and the finding is repeated as MW2023-005

SIGNIFICANT DEFICIENCIES

SD 2020-02 - was not addressed and the finding is repeated as SD2023-006

SD 2020-03 - was not addressed and the finding is repeated as SD2023-007

SD 2017-06 - was not addressed and the finding is repeated as SD2023-008

SD 2015-02 - was not addressed and the finding is repeated as SD2023-009

SD 2015-03 - was not addressed and the finding is repeated as SD2023-010

**MANAGEMENT LETTER IN ACCORDANCE WITH THE RULES OF THE
AUDITOR GENERAL OF THE STATE OF FLORIDA**

To the Honorable Mayor, City Commission, and City Manager
City of Opa-locka, Florida

Report on the Financial Statements

We have audited the financial statements of the City of Opa-locka, Florida (the "City"), as of and for the fiscal year ended September 30, 2023, and have issued our report thereon dated December 19, 2024.

Auditors' Responsibility

We conducted our audit in accordance with auditing standards generally accepted in the United States of America; the standards applicable to financial audits contained in *Government Auditing Standards*, issued by the Comptroller General of the United States; and Chapter 10.550, Rules of the Auditor General.

Other Reporting Requirements

We have issued our Independent Auditors' Report on Internal Control over Financial Reporting and Compliance and Other Matters Based on an Audit of the Financial Statements Performed in Accordance with *Government Auditing Standards*; Schedule of Findings and Questioned Costs; Summary Schedule of Prior Audit Findings and Independent Accountants' Report on an examination conducted in accordance with *AICPA Professional Standards*, AT-C Section 315, regarding compliance requirements in accordance with Chapter 10.550, Rules of the Auditor General. Disclosures in those reports and schedules, which are dated December 19, 2024, should be considered in conjunction with this management letter.

Prior Audit Findings

Section 10.554(1)(i)1., Rules of the Auditor General, requires that we determine whether or not corrective actions have been taken to address findings and recommendations made in the preceding annual financial audit report. The status of recommendations made in the preceding annual financial audit report have been addressed except as noted in the summary schedule of prior audit findings.

Official Title and Legal Authority

Section 10.554(1)(i)4., Rules of the Auditor General, requires that the name or official title and legal authority for the primary government and each component unit of the reporting entity be disclosed in this management letter, unless disclosed in the notes to the financial statements. The information regarding the specific legal authority for the City and its component units is discussed in Note 1 to the financial statements.

Financial Condition and Management

Section 10.554(1)(i)5.a. and 10.556(7), Rules of the Auditor General, require us to apply appropriate procedures and communicate the results of our determination as to whether or not the City has met one or more of the conditions described in Section 218.503(1), Florida Statutes, and to identify the specific condition(s) met. In connection with our audit, we determined that the City did not meet any of the conditions described in Section 218.503(1), Florida Statutes. For the fiscal year ended September 30, 2023, the City remains in a declared state of financial emergency. Refer to MLC 2020-002 which is included in Appendix A.

Pursuant to Sections 10.554(1)(i)5.b. and 10.556(8), Rules of the Auditor General, we applied financial condition assessment procedures for the City. It is management's responsibility to monitor the City's financial condition, and our financial condition assessment was based in part on representations made by management and review of financial information provided by same. Our assessment was performed as of the fiscal year end.

Section 10.554(1)(i)2., Rules of the Auditor General, requires that we communicate any recommendations to improve financial management. In connection with our audit, we did have two recommendations identified as MLC 2020-001 and MLC 2020-002 which are included in Appendix A.

Special District Component Units

Section 10.554(1)(i)5.d., Rules of the Auditor General, requires, if appropriate, that we communicate the failure of a special district that is a component unit of a county, municipality, or special district, to provide the financial information necessary for proper reporting of the component unit within the audited financial statements of the county, municipality, or special district in accordance with Section 218.39(3)(b), Florida Statutes. In connection with our audit, except for failure of the Opa-locka Community Redevelopment Agency to meet the 9 months due date of its audited financial statements for the year ended September 30, 2023, we did not note any special district component units that failed to provide the necessary information for proper reporting in accordance with Section 218.39(3)(b), Florida Statutes.

Additional Matters

Section 10.554(1)(i)3., Rules of the Auditor General, requires us to communicate noncompliance with provisions of contracts or grant agreements, or abuse, that have occurred, or are likely to have occurred, that have an effect on the financial statements that is less than material but which warrants the attention of those charged with governance. In connection with our audit, see accompanying Schedule of Findings and Questioned Costs.

Purpose of this Letter

Our management letter is intended solely for the information and use of the Legislative Auditing Committee, members of the Florida Senate and the Florida House of Representatives, the Florida Auditor General, federal, state and other granting agencies, the Mayor and the City Commission, and applicable management, and is not intended to be and should not be used by anyone other than these specified parties.

Marcel LLP

Miami, FL
December 19, 2024

CITY OF OPA-LOCKA, FLORIDA

**APPENDIX A – CURRENT YEAR AND PRIOR YEARS RECOMMENDATIONS TO
IMPROVE FINANCIAL MANAGEMENT**

FOR THE FISCAL YEAR ENDED SEPTEMBER 30, 2023

No.	Current Year's Observations	Observation Is Still Relevant	Observation Addressed or No Longer Relevant
None			
No.	Prior Year's Observations		
MLC 2020-001	Solid Waste Fund Deficit Net Position	X	
MLC 2020-002	Financial Emergency	X	

CITY OF OPA-LOCKA, FLORIDA

APPENDIX A – CURRENT YEAR AND PRIOR YEARS RECOMMENDATIONS TO IMPROVE FINANCIAL MANAGEMENT (CONTINUED)

FOR THE FISCAL YEAR ENDED SEPTEMBER 30, 2023

MLC 2020-001 – SOLID WASTE DEFICIT NET POSITION (REPEAT COMMENT)

Criteria, Condition and Cause

Per Governmental Accounting Standards Board (“GASB”) Statement No. 34, *Basic Financial Statements- and Management’s Discussion and Analysis—for State and Local Governments*, paragraph 67, Enterprise funds should establish pricing policies that are designed to recover its costs, including capital costs (such as depreciation or debt service). During the fiscal year ended September 30, 2020, it was noted that the Solid Waste fund had a deficit net position of (\$23,097). This was due to solid waste utility rates not being sufficient to meet the increased personnel and contractual service costs incurred by the solid waste fund during the fiscal year and prior fiscal years.

Effect

This could impact the City’s bond ratings as well as other financial indicators. Enterprise funds distinguish between current and non-current assets and liabilities. It is possible to take advantage of this distinction to calculate working capital (i.e., current assets less current liabilities). The measure of working capital indicates the relatively liquid portion of total enterprise fund capital, which constitutes a margin or buffer for meeting obligations and considerations of future debt payments. It is essential that a government maintain adequate levels of working capital in its enterprise funds to mitigate current and future risks (e.g., revenue shortfalls and unanticipated expenses) and to ensure stable services and fees.

Recommendation

Marcum recommends that the City consider reviewing the solid waste rate charges to ensure future solid waste utility rates/revenues are sufficient in order to continue funding annual operating and maintenance costs, debt service, meet debt service coverage ratio requirements, eliminate the deficit and build/maintain a positive net position.

Current Year Status

This condition still exists for the fiscal year ended September 30, 2023. As of September 30, 2023, the Solid-Waste fund had a deficit net position of (\$4,160).

CITY OF OPA-LOCKA, FLORIDA

APPENDIX A – CURRENT YEAR AND PRIOR YEARS RECOMMENDATIONS TO IMPROVE FINANCIAL MANAGEMENT (CONTINUED)

FOR THE FISCAL YEAR ENDED SEPTEMBER 30, 2023

MLC 2020-001 – SOLID WASTE DEFICIT NET POSITION (CONTINUED)

Management's Response

The City is currently working on implementing adequate internal controls necessary to promote and encourage compliance with applicable State laws, City ordinances and regulations. Management is taking measures to ensure: (1) the ongoing economic and efficient operation of the City, (2) reliability of records and reports, and (3) safeguarding of City's assets. This includes considering the auditors recommendation above.

MLC 2020-002 DECLARED STATE OF FINANCIAL EMERGENCY (REPEAT COMMENT)

Criteria, Condition and Cause

On June 1, 2016, the City of Opa-locka City Commission adopted a Resolution to request a declaration that the City is in a state of financial emergency to seek the appointment of a financial emergency board and other assistance pursuant to section 218.503(1), Florida Statutes. The State of Florida, Office of the Governor, issued Executive Order 16-135, signed by Florida Governor Rick Scott.

The City submitted its Five-Year Recovery Plan in accordance with Florida Statute, 218.503 (3)(h) in August 2020.

Effect

The City is currently under the oversight of a financial emergency board.

Recommendation

After consideration of the above criteria, condition and cause, and several other factors, not limited to; a) deficits unrestricted net position/fund balances for the water and sewer fund, and solid waste fund, b) lack of support for repayment or collection of due to/due from other funds account balances, and c) the withholding of State Revenue Sharing as of the auditors' report date. We advised the City work closely with financial emergency board and continue to follow/adhere to the Five-Year Recovery Plan in order to alleviate the state of financial emergency.

CITY OF OPA-LOCKA, FLORIDA

APPENDIX A – CURRENT YEAR AND PRIOR YEARS RECOMMENDATIONS TO IMPROVE FINANCIAL MANAGEMENT (CONTINUED)

FOR THE FISCAL YEAR ENDED SEPTEMBER 30, 2023

MLC 2020-002 DECLARED STATE OF FINANCIAL EMERGENCY (CONTINUED)

Current Year Status

This condition still exists for the fiscal year ended September 30, 2023. The City is still under oversight of a financial emergency board established by the State of Florida.

Management's Response

Since the declaration of the state of financial emergency was adopted on June 1, 2016, the City has made substantial progress addressing the conditions defined within section 218.503(1), Florida Statutes. A financial emergency board was created to provide technical assistance and to oversee the activities of the City. The City has been current on submitting its budget to the Governor's designee for approval.

One element of exiting from a state of financial emergency is the development of a Five-Year Recovery Plan by the City, to demonstrate the City's ability to satisfy the requirements necessary to restore the City's financial stability and integrity. The City submitted a proposed Five-Year Recovery Plan to the State of Florida, which was approved in August 2020 without modifications. In addition, for the fiscal year ended, September 30, 2022, both the City's change in net position and overall net position improved. The City is currently working on implementing adequate controls necessary to promote and encourage compliance with applicable State laws, City ordinances and regulations. Management is taking measures to ensure: (1) the ongoing economic and efficient operation of the City, (2) reliability of records and reports, and (3) safeguarding of City's assets.

**INDEPENDENT ACCOUNTANTS' REPORT ON COMPLIANCE PURSUANT TO
SECTION 218.415 FLORIDA STATUTES**

To the Honorable Mayor, City Commission, and City Manager
City of Opa-locka, Florida

We have examined the City of Opa-locka, Florida's (the "City") compliance with Section 218.415 Florida Statutes, Local Government Investment Policies for the fiscal year ended September 30, 2023. Management of the City is responsible for the City's compliance with the specified requirements. Our responsibility is to express an opinion on the City's compliance based on our examination.

Our examination was conducted in accordance with attestation standards established by the American Institute of Certified Public Accountants. Those standards require that we plan and perform the examination to obtain reasonable assurance about whether the City complied, in all material respects, with the specified requirements referenced above. An examination involves performing procedures to obtain evidence about whether the City complied with the specified requirements. The nature, timing, and extent of the procedures selected depend on our judgement, including an assessment of the risks of material noncompliance, whether due to fraud or error. We believe that the evidence we obtained is sufficient and appropriate to provide a reasonable basis for our opinion.

We are required to be independent and to meet our other ethical responsibilities in accordance with relevant ethical requirements relating to the examination engagement.

Our examination does not provide a legal determination on the City's compliance with the specified requirements.

In our opinion, the City complied, in all material respects, with Section 218.415 Florida Statutes for the fiscal year ended September 30, 2023.

This report is intended solely to describe our testing of compliance with Section 218.415, Florida Statutes, and it is not suitable for any other purpose.

Marcum LLP


Miami, FL
December 19, 2024

IMPACT FEE AFFIDAVIT

BEFORE ME, the undersigned authority, personally appeared Interim City Manager, Sha'mecca Lawson of the City of Opa-locka, Florida, who being duly sworn, deposes and says on oath that:

1. I am the Interim City Manager of City of Opa-locka which is a local government entity of the State of Florida.
2. The governing body of City of Opa-locka adopted Ordinance No. 15-21 (Road Drainage), Ordinance 15-22 (Public Safety), Ordinance 15-23 (Park) and Ordinance 15-24 (Water and Sewer) implementing an impact fee; and
3. City of Opa-locka has complied and, as of the date of this Affidavit, remains in compliance with Section 163.31801, Florida Statutes.


FURTHER AFFIANT SAYETH NAUGHT.


Interim City Manager, Sha'mecca Lawson

STATE OF FLORIDA
COUNTY OF MIAMI-DADE

SWORN TO AND SUBSCRIBED before me this 10th day of December, 2024.




NOTARY PUBLIC
Print Name Ashley Walker

Personally known or produced identification _____

Type of identification produced: _____

My Commission Expires:
April 24, 2028

*John H. Taylor
Mayor*

*Joseph L. Kelley
Vice Mayor*

*Dr. Sherelean Bass
Commissioner*

*Natasha L. Ervin
Commissioner*

*Luis Santiago
Commissioner*

*Sha'mecca Lawson
Interim City Manager*

*Joanna Flores
City Clerk*

*Burnadette
Norris-Weeks
City Attorney*



MEMO

Date: December 13, 2024
To: Marcum, LLP
From: Niema Gantt, Director of Finance
Re: Corrective Action Plan FY23

FINDING NUMBER/FINDING DESCRIPTION

MW2023-001: SUPPORT FOR BUILDING PERMIT CHARGES (REPEAT)

A promotion from within the City's staff placed a new Manager in the Building and License department as of July 2023. She will work with her staff to ensure accuracy and reliability of building permit billings and collection activity. The City is currently recruiting for a Building and License Director which will further assist with assurance of task assignment. Therefore, upon request, supporting documentation will be readily available with improved recordkeeping.

Responsible Party: Ms. Marilyn Bernard, Building & License Manager and Ms. Niema Gantt, Finance Director

MW2023-002: FLORIDA AUDITOR GENERAL REPORT FINDINGS (REPEAT)

In April of 2023 the City provided State of Florida, Auditor General's Office a required Operational Audit Preliminary and Tentative Findings response. To date, their office is satisfied with the Corrective Actions taken by the City of Opa-locka and Opa-locka CRA. This should be an eliminated finding with issuance of FY24 financials.

Responsible Party: Ms. Sha'mecca Lawson, Interim City Manager, Ms. Niema Gantt, Finance Director and Mr. Robert Anathan, Budget Administrator

MW2023-003: STRENGTHEN STAFF RESOURCES IN THE FINANCE AND ACCOUNTING DEPARTMENT (REPEAT)

The City is taking full corrective action with the recent hiring of an Accountant and inclusion of personnel in the Finance Department to facilitate in a more cohesive approach to resolving finance matters. Staffing in the department includes a Finance Director, Senior Accountant, two (2) Accountants, Accounts Payable Clerk, Cashier and Executive Secretary/Payroll Clerk. Additional personnel added to the Finance department are Budget Administrator, Senior Budget Analyst, Grants Administrator and Procurement Officer.

Responsible Party: Ms. Niema Gantt, Finance Director

MW2023-004: RECONCILIATION OF CASH ACCOUNTS (REPEAT)

Prior to FY 2022, the City's Finance Department was functioning without the required staffing levels and supervisory oversight. However, in recent years, the City has implemented corrective action to reconcile and review cash activity on a sensible basis and has initiated practices to improve the preparation and monitoring controls over the bank reconciliation process.

Additionally, the City recently hired an Accountant and promoted another Accountant from within existing staff, who possess an Accounting Degree. These persons are responsible for completing bank reconciliations and preparing applicable journal entries on a monthly basis and the Finance Director ensures that bank reconciliations and journal entries are accurately recorded, documented, and reconciled.

The City is taking full corrective action with improved communication within the department and shared workload as much as possible. This activity is ongoing.

Responsible Party: Ms. Niema Gantt, Finance Director

MW2023-005: TIMELINESS OF RECORDING INDIVIDUAL TRANSACTIONS (REPEAT)

The City has reviewed and identified areas of weakness in the accounting system and financial structure of the Finance Department. The City is continually recruiting staff with experience in accounting.

Additionally, the City has implemented an approach to hire temporary accountants to assist with efforts in meeting the goal of timely transaction recording.

The City is taking full corrective action on this item with revolving interviews being held for permanent and temporary project-based accounting professionals.

Responsible Party: Ms. Niema Gantt, Finance Director

SD2023-006: NON-COMPLIANCE WITH FLORIDA STATUTES (REPEAT)

The City has taken full corrective action, although its declared financial emergency, turnover in staffing and management, accounting software deficiencies, and gaps in operations resulted in untimely audits reports as required by Florida Statutes. Measures taken have allowed the City of Opa-locka to issue financials of FY2020, FY2021 and FY 2022 between October of 2022 and February of 2024. FY 2023 audit report is scheduled for issuance before 12/31/2024.

Responsible Party: Ms. Sha'mecca Lawson, Interim City Manager, and Ms. Niema Gantt, Finance Director

SD2023-007: SUPPORT FOR STORMWATER UTILITY CHARGE (REPEAT)

The City continues to retain hardcopy and scanned documents which support posted and analyzed account activity. With infrastructure being undetected due to road erosion and frequent wear and tear from heavy trucks, the City has been unable to produce equipment-based readings and were temporarily forced to impose an estimate billing approach to defray from utility use at a total loss to the City. Subsequent to this fiscal year, the City has unearthed equipment and is currently working to procure street drainage, utilities and roadway improvement services for the related locations of this item.

Responsible Party: Ms. Niema Gantt, Finance Director, and Mr. Airia Austin, Public Works Director

SD2023-008: PENSION PLAN REMITTANCE (REPEAT)

The city experienced turnover in the Human Resources department and has been diligently working to install personnel to move functions related to the pension plan forward, amongst other assignments. The department is currently staffed with a new Director, Assistant Director and HR Specialist II. Temporary staff support has been utilized for other tasks which will assist the department achieving its overall deliverables. The City is making progress in strengthening its ability to fully comply with the plan and federal regulations.

Responsible Party: Ms. Sha'mecca Lawson, Interim City Manager, Mrs. Mary Adams Human Resource Director and Ms. Niema Gantt, Finance Director

SD2023-009: UPGRADE THE ACCOUNTING (REPEAT)

The City has conducted an evaluation and determined that the existing financial accounting and reporting system does not meet all its needs. The City is at the cusp of implanting a five-year agreement in the installation of a new ERP provided by Tyler Technologies, Munis. This software will include modules for General Ledger, Budget, Accounts Payable, Requisitions/Purchase Orders, Permits, Code Enforcement, Project Accounting, and Utility Billing. With release of financials of FY 2023, the City will be in the most advantageous position to proceed with this conversion.

Responsible Party: Ms. Sha'mecca Lawson, Interim City Manager, Mr. Philppot Walker, IT Director, and Ms. Niema Gantt, Finance Director

SD2023-010: FINANCIAL REPORTING POLICIES AND PROCEDURES MANUAL AND RECONCILIATION OF GENERAL LEDGER ACCOUNTS TO SUPPORTING DOCUMENTS (REPEAT)

Paperworks Enterprise Group has been procured to develop the policy and procedures manual for the City's Finance Department. The team engaged mid December 2024 on this project which will require up to 125 hours for completion. This finding will be resolved with the conclusion of this service.

Responsible Party: Ms. Niema Gantt, Finance Director