

Report No. 2021-098
January 2021

STATE OF FLORIDA AUDITOR GENERAL

Financial and Federal Single Audit

**HOLMES COUNTY
DISTRICT SCHOOL BOARD**

For the Fiscal Year Ended
June 30, 2020



Sherrill F. Norman, CPA
Auditor General

Board Members and Superintendent

During the 2019-20 fiscal year, Terry L. Mears served as Superintendent of the Holmes County Schools and the following individuals served as School Board Members:

	<u>District No.</u>
Kaci Johnson	1
Wilburn G. Baker, Vice Chair from 11-19-19	2
Alan Justice, Chair from 11-19-19, Vice Chair through 11-18-19	3
Shirley Owens, Chair through 11-18-19	4
Leesa Lee	5

The Auditor General conducts audits of governmental entities to provide the Legislature, Florida's citizens, public entity management, and other stakeholders unbiased, timely, and relevant information for use in promoting government accountability and stewardship and improving government operations.

The team leader was Jason Law, and the audit was supervised by Shelly G. Curti, CPA.

Please address inquiries regarding this report to Edward A. Waller, CPA, Audit Manager, by e-mail at tedwaller@aud.state.fl.us or by telephone at (850) 412-2887.

This report and other reports prepared by the Auditor General are available at:

FLAuditor.gov

Printed copies of our reports may be requested by contacting us at:

State of Florida Auditor General

Claude Pepper Building, Suite G74 · 111 West Madison Street · Tallahassee, FL 32399-1450 · (850) 412-2722

HOLMES COUNTY DISTRICT SCHOOL BOARD
TABLE OF CONTENTS

	Page No.
SUMMARY	i
INDEPENDENT AUDITOR'S REPORT	
Report on the Financial Statements	1
Other Reporting Required by <i>Government Auditing Standards</i>	3
MANAGEMENT'S DISCUSSION AND ANALYSIS	4
BASIC FINANCIAL STATEMENTS	
Statement of Net Position.....	15
Statement of Activities.....	16
Balance Sheet – Governmental Funds.....	18
Reconciliation of the Governmental Funds Balance Sheet to the Statement of Net Position	20
Statement of Revenues, Expenditures, and Changes in Fund Balances – Governmental Funds.....	22
Reconciliation of the Governmental Funds Statement of Revenues, Expenditures, and Changes in Fund Balances to the Statement of Activities.....	24
Statement of Net Position – Proprietary Fund	25
Statement of Revenues, Expenses, and Changes in Fund Net Position – Proprietary Fund.....	26
Statement of Cash Flows – Proprietary Fund.....	27
Statement of Fiduciary Assets and Liabilities – Fiduciary Funds	28
Notes to Financial Statements.....	29
OTHER REQUIRED SUPPLEMENTARY INFORMATION	
Budgetary Comparison Schedule – General and Major Special Revenue Funds	54
Schedule of Changes in the District's Total OPEB Liability and Related Ratios.....	56
Schedule of the District's Proportionate Share of the Net Pension Liability – Florida Retirement System Pension Plan	56
Schedule of District Contributions – Florida Retirement System Pension Plan	56
Schedule of the District's Proportionate Share of the Net Pension Liability – Health Insurance Subsidy Pension Plan	57
Schedule of District Contributions – Health Insurance Subsidy Pension Plan.....	57
Notes to Required Supplementary Information.....	57
SCHEDULE OF EXPENDITURES OF FEDERAL AWARDS	60

HOLMES COUNTY DISTRICT SCHOOL BOARD
TABLE OF CONTENTS (CONTINUED)

	Page No.
INDEPENDENT AUDITOR'S REPORT ON INTERNAL CONTROL OVER FINANCIAL REPORTING AND ON COMPLIANCE AND OTHER MATTERS BASED ON AN AUDIT OF FINANCIAL STATEMENTS PERFORMED IN ACCORDANCE WITH <i>GOVERNMENT AUDITING STANDARDS</i>	62
INDEPENDENT AUDITOR'S REPORT ON COMPLIANCE FOR THE MAJOR FEDERAL PROGRAM AND REPORT ON INTERNAL CONTROL OVER COMPLIANCE REQUIRED BY THE UNIFORM GUIDANCE	64
SCHEDULE OF FINDINGS AND QUESTIONED COSTS	67
PRIOR AUDIT FOLLOW-UP.....	68
SUMMARY SCHEDULE OF PRIOR AUDIT FINDINGS.....	68

SUMMARY

SUMMARY OF REPORT ON FINANCIAL STATEMENTS

Our audit disclosed that the basic financial statements of the Holmes County District School Board (District) were presented fairly, in all material respects, in accordance with prescribed financial reporting standards.

SUMMARY OF REPORT ON INTERNAL CONTROL AND COMPLIANCE

Our audit did not identify any deficiencies in internal control over financial reporting that we consider to be material weaknesses.

The results of our tests disclosed no instances of noncompliance or other matters that are required to be reported under *Government Auditing Standards* issued by the Comptroller General of the United States.

SUMMARY OF REPORT ON FEDERAL AWARDS

We audited the District's compliance with applicable Federal awards requirements. The Child Nutrition Cluster was audited as a major Federal program. The results of our audit indicated that the District materially complied with the requirements that could have a direct and material effect on the Child Nutrition Cluster.

AUDIT OBJECTIVES AND SCOPE

Our audit objectives were to determine whether the School Board and its officers with administrative and stewardship responsibilities for District operations:

- Presented the District's basic financial statements in accordance with generally accepted accounting principles;
- Established and implemented internal control over financial reporting and compliance with requirements that could have a direct and material effect on the financial statements or on the District's major Federal program; and
- Complied with the various provisions of laws, rules, regulations, contracts, and grant agreements that are material to the financial statements, and those applicable to the District's major Federal program.

The scope of this audit included an examination of the District's basic financial statements and the accompanying Schedule of Expenditures of Federal Awards, as of and for the fiscal year ended June 30, 2020. We obtained an understanding of the District's environment, including its internal control, and assessed the risk of material misstatement necessary to plan the audit of the basic financial statements and Federal awards. We also examined various transactions to determine whether they were executed, in both manner and substance, in accordance with governing provisions of laws, rules, regulations, contracts, and grant agreements.

AUDIT METHODOLOGY

We conducted our audit in accordance with auditing standards generally accepted in the United States of America; applicable standards contained in *Government Auditing Standards*, issued by the Comptroller General of the United States; and Title 2 U.S. *Code of Federal Regulations* Part 200, *Uniform Administrative Requirements, Cost Principles, and Audit Requirements for Federal Awards*.



Sherrill F. Norman, CPA
Auditor General

AUDITOR GENERAL STATE OF FLORIDA

Claude Denson Pepper Building, Suite G74
111 West Madison Street
Tallahassee, Florida 32399-1450



Phone: (850) 412-2722
Fax: (850) 488-6975

The President of the Senate, the Speaker of the
House of Representatives, and the
Legislative Auditing Committee

INDEPENDENT AUDITOR'S REPORT

Report on the Financial Statements

We have audited the accompanying financial statements of the governmental activities, each major fund, and the aggregate remaining fund information of the Holmes County District School Board, as of and for the fiscal year ended June 30, 2020, and the related notes to the financial statements, which collectively comprise the District's basic financial statements as listed in the table of contents.

Management's Responsibility for the Financial Statements

Management is responsible for the preparation and fair presentation of these financial statements in accordance with accounting principles generally accepted in the United States of America; this includes the design, implementation, and maintenance of internal control relevant to the preparation and fair presentation of financial statements that are free from material misstatement, whether due to fraud or error.

Auditor's Responsibility

Our responsibility is to express opinions on these financial statements based on our audit. We did not audit the financial statements of the school internal funds, which represent 19 percent and 21 percent, respectively, of the assets and liabilities of the aggregate remaining fund information. Those statements were audited by other auditors whose report has been furnished to us, and our opinion, insofar as it relates to the amounts included for the school internal funds, is based solely on the report of the other auditors. We conducted our audit in accordance with auditing standards generally accepted in the United States of America and the standards applicable to financial audits contained in *Government Auditing Standards*, issued by the Comptroller General of the United States. Those standards require that we plan and perform the audit to obtain reasonable assurance about whether the financial statements are free from material misstatement.

An audit involves performing procedures to obtain audit evidence about the amounts and disclosures in the financial statements. The procedures selected depend on the auditor's judgment, including the assessment of the risks of material misstatement of the financial statements, whether due to fraud or error. In making those risk assessments, the auditor considers internal control relevant to the entity's preparation and fair presentation of the financial statements in order to design audit procedures that are appropriate in the circumstances, but not for the purpose of expressing an opinion on the effectiveness of the entity's internal control. Accordingly, we express no such opinion. An audit also includes evaluating the appropriateness of accounting policies used and the reasonableness of significant accounting estimates made by management, as well as evaluating the overall presentation of the financial statements.

We believe that the audit evidence we have obtained is sufficient and appropriate to provide a basis for our audit opinions.

Opinions

In our opinion, based on our audit and the report of other auditors, the financial statements referred to above present fairly, in all material respects, the respective financial position of the governmental activities, each major fund, and the aggregate remaining fund information of the Holmes County District School Board, as of June 30, 2020, and the respective changes in financial position and, where applicable, cash flows thereof for the fiscal year then ended in accordance with accounting principles generally accepted in the United States of America.

Other Matters

Required Supplementary Information

Accounting principles generally accepted in the United States of America require that **MANAGEMENT'S DISCUSSION AND ANALYSIS, the Budgetary Comparison Schedule – General and Major Special Revenue Funds, Schedule of Changes in the District's Total OPEB Liability and Related Ratios, Schedule of the District's Proportionate Share of the Net Pension Liability – Florida Retirement System Pension Plan, Schedule of District Contributions – Florida Retirement System Pension Plan, Schedule of the District's Proportionate Share of the Net Pension Liability – Health Insurance Subsidy Pension Plan, Schedule of District Contributions – Health Insurance Subsidy Pension Plan, and Notes to Required Supplementary Information**, as listed in the table of contents, be presented to supplement the basic financial statements. Such information, although not a part of the basic financial statements, is required by the Governmental Accounting Standards Board who considers it to be an essential part of financial reporting for placing the basic financial statements in an appropriate operational, economic, or historical context. We have applied certain limited procedures to the required supplementary information in accordance with auditing standards generally accepted in the United States of America, which consisted of inquiries of management about the methods of preparing the information and comparing the information for consistency with management's responses to our inquiries, the basic financial statements, and other knowledge we obtained during our audit of the basic financial statements. We do not express an opinion or provide any assurance on the information because the limited procedures do not provide us with sufficient evidence to express an opinion or provide any assurance.

Supplementary Information

Our audit was conducted for the purpose of forming opinions on the financial statements that collectively comprise the District's basic financial statements. The accompanying **SCHEDULE OF EXPENDITURES OF FEDERAL AWARDS**, as required by Title 2 U.S. *Code of Federal Regulations* Part 200, *Uniform Administrative Requirements, Cost Principles, and Audit Requirements for Federal Awards*, is presented for purposes of additional analysis and is not a required part of the basic financial statements.

The accompanying **SCHEDULE OF EXPENDITURES OF FEDERAL AWARDS** is the responsibility of management and was derived from and relates directly to the underlying accounting and other records used to prepare the basic financial statements. Such information has been subjected to the auditing procedures applied in the audit of the basic financial statements and certain additional procedures, including comparing and reconciling such information directly to the underlying accounting and other records used to prepare the basic financial statements or to the basic financial statements themselves, and other additional procedures in accordance with auditing standards generally accepted in the United States of America. In our opinion, the accompanying **SCHEDULE OF EXPENDITURES OF FEDERAL AWARDS** is fairly stated, in all material respects, in relation to the basic financial statements as a whole.

Other Reporting Required by Government Auditing Standards

In accordance with *Government Auditing Standards*, we have also issued our report dated January 7, 2021, on our consideration of the District's internal control over financial reporting and on our tests of its compliance with certain provisions of laws, rules, regulations, contracts, and grant agreements and other matters included under the heading **INDEPENDENT AUDITOR'S REPORT ON INTERNAL CONTROL OVER FINANCIAL REPORTING AND ON COMPLIANCE AND OTHER MATTERS BASED ON AN AUDIT OF FINANCIAL STATEMENTS PERFORMED IN ACCORDANCE WITH GOVERNMENT AUDITING STANDARDS**. The purpose of that report is solely to describe the scope of our testing of internal control over financial reporting and compliance and the results of that testing, and not to provide an opinion on the effectiveness of the District's internal control over financial reporting or on compliance. That report is an integral part of an audit performed in accordance with *Government Auditing Standards* in considering the District's internal control over financial reporting and compliance.

Respectfully submitted,



Sherrill F. Norman, CPA
Tallahassee, Florida
January 7, 2021

MANAGEMENT'S DISCUSSION AND ANALYSIS

The management of the Holmes County District School Board has prepared the following discussion and analysis of financial activities for the fiscal year ended June 30, 2020. The intent of this discussion and analysis is to (a) assist the reader in focusing on significant financial issues; (b) provide an overview and analysis of the District's financial position; (c) identify changes in the District's financial position; (d) identify material deviations from the approved budget; and (e) highlight significant issues in individual funds. The information contained in the Management's Discussion and Analysis (MD&A) is intended to highlight significant transactions, events, and conditions and should be considered in conjunction with the District's financial statements and notes to financial statements found immediately following the MD&A.

FINANCIAL HIGHLIGHTS

Key financial highlights for the 2019-20 fiscal year are as follows:

- The District's total net position decreased by \$3,315,207, or 6.7 percent, for the 2019-20 fiscal year. The decrease is primarily due to the decrease in capital assets resulting from normal depreciation and an increase in the net pension liability.
- General Fund revenues totaled \$25,669,551, or 82.5 percent of all revenues in the 2019-20 fiscal year, compared to \$26,105,477, or 83.1 percent in the prior year.
- The unassigned fund balance of the General Fund, representing the net current financial resources available for general appropriations by the Board, totaled \$965,522 at June 30, 2020, or 3.8 percent of General Fund revenues and 3.5 percent of General Fund expenditures. The prior year unassigned fund balance in the General Fund was \$987,537, or 3.8 percent of General Fund revenues and 3.7 percent of General Fund expenditures.
- During the current fiscal year, General Fund expenditures exceeded revenues by \$1,877,051 before transfers and other financial sources and by \$99,043 after transfers and other financing sources. This may be compared to last year's results, in which the General Fund expenditures exceeded revenues before transfers and other financial sources and uses by \$669,157 and revenues exceeded expenditures by \$167,415 after transfers and other financial sources and uses.

OVERVIEW OF FINANCIAL STATEMENTS

The basic financial statements consist of three components: (1) government-wide financial statements; (2) fund financial statements; and (3) notes to financial statements. This report also includes supplementary information intended to furnish additional details to support the basic financial statements.

Government-Wide Financial Statements

The government-wide financial statements provide both short-term and long-term information about the District's overall financial condition in a manner similar to those of a private-sector business. The statements include a statement of net position and a statement of activities that are designed to provide consolidated financial information about the governmental activities of the District presented on the accrual basis of accounting. The statement of net position provides information about the District's financial position, its assets, liabilities, and deferred inflows/outflows of resources, using an economic resources measurement focus. Assets plus deferred outflows of resources, less liabilities and deferred

inflows of resources, equals net position, which is a measure of the District's financial health. The statement of activities presents information about the change in the District's net position, the results of operations, during the fiscal year. An increase or decrease in net position is an indication of whether the District's financial health is improving or deteriorating.

All of the District's activities and services are reported in the government-wide financial statements as governmental activities. The District's governmental activities include instruction, student support services, instructional support services, administrative support services, facility maintenance, transportation, and food services. State and Federal revenues, property taxes and interest and investment earnings finance most of these activities. Additionally, all capital and debt financing activities are reported as governmental activities.

Over a period of time, changes in the District's net position are an indication of improving or deteriorating financial condition. This information should be evaluated in conjunction with other nonfinancial factors, such as changes in the District's property tax base, student enrollment, and the condition of the District's capital assets including its school buildings and administrative facilities.

Fund Financial Statements

Fund financial statements are one of the components of the basic financial statements. A fund is a grouping of related accounts that is used to maintain control over resources that have been segregated for specific activities or objectives. The District uses fund accounting to ensure and demonstrate compliance with finance-related legal requirements and prudent fiscal management. Certain funds are established by law while others are created by legal agreements, such as bond covenants. Fund financial statements provide more detailed information about the District's financial activities, focusing on its most significant or "major" funds rather than fund types. This is in contrast to the entitywide perspective contained in the government-wide statements. All of the District's funds may be classified within one of the broad categories discussed below.

Governmental Funds: Governmental funds are used to account for essentially the same functions reported as governmental activities in the government-wide financial statements. However, the governmental funds utilize a spendable financial resources measurement focus rather than the economic resources measurement focus found in the government-wide financial statements. The financial resources measurement focus allows the governmental fund statements to provide information on near-term inflows and outflows of spendable resources, as well as on balances of spendable resources available at the end of the fiscal year.

The governmental fund statements provide a detailed short-term view that may be used to evaluate the District's near-term financing requirements. This short-term view is useful when compared to the long-term view presented as governmental activities in the government-wide financial statements. To facilitate this comparison, both the government funds balance sheet and the governmental funds statements revenues, expenditures, and changes in fund balances provide a reconciliation of governmental funds to governmental activities.

The governmental funds balance sheet and statement of revenues, expenditures, and changes in fund balances provide detailed information about the District's most significant funds. The District's major

funds are the General Fund, Special Revenue – Other Fund, and Capital Projects – Other Fund. Data from the other governmental funds are combined into a single, aggregated presentation.

The District adopts an annual appropriated budget for its governmental funds. A budgetary comparison schedule has been provided for the General and major Special Revenue Funds to demonstrate compliance with the budget.

Proprietary Fund: Proprietary funds may be established to account for activities in which a fee is charged for services. The District maintains one type of proprietary fund, an internal service fund. This fund is used to account for resources set aside to fund a portion of the District’s compensated absences liability.

Fiduciary Funds: Fiduciary funds are used to report assets held in a trustee or fiduciary capacity for the benefit of external parties, such as student activity funds. Fiduciary funds are not reflected in the government-wide statements because the resources are not available to support the District’s own programs. In its fiduciary capacity, the District is responsible for ensuring that the assets reported in these funds are used only for their intended purposes.

The District uses agency funds to account for resources held for student activities and groups.

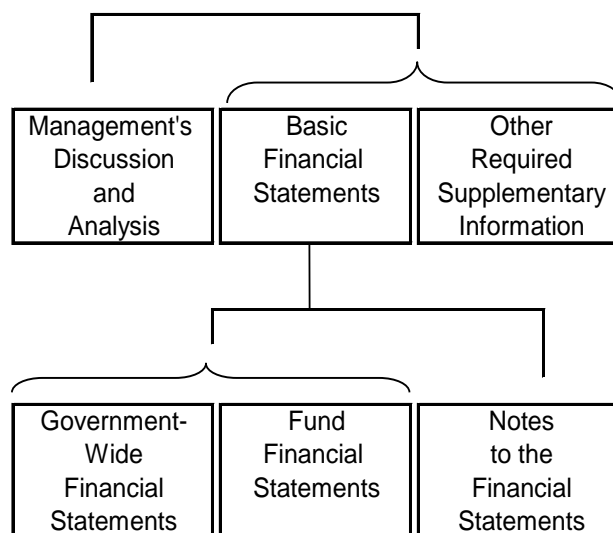
Notes to Financial Statements

The notes provide additional information that is essential for a full understanding of the data provided in the government-wide and fund financial statements.

Other Information

In addition to the basic financial statements and accompanying notes, this report also presents required supplementary information concerning the District’s total other postemployment benefits (OPEB) and net pension liabilities.

Components of the Annual Financial Report



Major Features of Holmes County School District's Government-Wide and Fund Financial Statements

	Government-Wide Statements	Fund Statements		
		Governmental Funds	Proprietary Fund	Fiduciary Funds
Scope	Entire District (except fiduciary funds)	The activities of the District that are not proprietary or fiduciary	Activities the District operates similar to private businesses	Instances in which the District is trustee or agent for someone else's resources
Required financial statements	Statement of net position Statement of activities	Balance sheet Statement of revenues, expenditures, and changes in fund balances	Statement of net position Statement of revenues, expenses, and changes in fund net position Statement of cash flows	Statement of fiduciary assets and liabilities
Accounting basis and measurement focus	Accrual accounting and economic resources focus	Modified accrual accounting and current financial resources focus	Accrual accounting and economic resources focus	Accrual accounting and economic resources focus
Type of asset/liability information	All assets and liabilities, both financial and capital, and short-term and long-term	Only assets expected to be used and liabilities that come due during the year or soon thereafter; no capital assets included	All assets and liabilities, both financial and capital, and short-term and long-term	All assets and liabilities, both short-term and long-term; the District's funds do not currently contain capital assets although they can
Type of inflow/outflow information	All revenues and expenses during year, regardless of when cash is received or paid	Revenues for which cash is received during or soon after the end of the year; expenditures when goods or services have been received and payment is due during the year or soon thereafter	All revenues and expenses during year, regardless of when cash is received or paid	All revenues and expenses during year, regardless of when cash is received or paid

GOVERNMENT-WIDE FINANCIAL ANALYSIS

As noted earlier, net position over time may serve as a useful indicator of a government's financial health. The following is a summary of the District's net position as of June 30, 2020, compared to net position as of June 30, 2019:

Net Position, End of Year

	Governmental Activities	
	6-30-20	6-30-19
Current and Other Assets	\$ 6,981,574	\$ 5,347,957
Capital Assets	68,678,292	70,733,368
Total Assets	75,659,866	76,081,325
Deferred Outflows of Resources	8,327,226	8,294,229
Long-Term Liabilities	31,311,311	27,827,467
Other Liabilities	1,603,854	1,209,878
Total Liabilities	32,915,165	29,037,345
Deferred Inflows of Resources	4,879,533	5,830,608
Net Position:		
Net Investment in Capital Assets	68,193,895	69,973,863
Restricted	232,151	340,501
Unrestricted (Deficit)	(22,233,652)	(20,806,763)
Total Net Position	\$ 46,192,394	\$ 49,507,601

The largest portion of the District's net position is investment in capital assets (e.g., land; buildings; furniture, fixtures, and equipment), less any related debt still outstanding. The District uses these capital assets to provide services to students; consequently, these assets are not available for future spending. Although the investment in capital assets is reported net of related debt, the resources used to repay the debt must be provided from other sources, since the capital assets cannot be used to liquidate these liabilities.

The restricted portion of the District's net position represents resources that are subject to external restrictions on how they may be used. The deficit unrestricted net position was the result, in part, of accruing \$2,781,888 in compensated absences payable, \$6,659,934 in total OPEB liability, and \$21,385,093 in net pension liability.

The key elements of the changes in the District's net position for the fiscal years ended June 30, 2020, and June 30, 2019, are as follows:

Operating Results for the Fiscal Year Ended

	Governmental Activities	
	6-30-20	6-30-19
Program Revenues:		
Charges for Services	\$ 95,789	\$ 115,001
Operating Grants and Contributions	2,816,039	2,587,759
Capital Grants and Contributions	170,887	116,345
General Revenues:		
Property Taxes, Levied for Operational Purposes	2,351,843	2,396,199
Property Taxes, Levied for Capital Projects	773,103	760,954
Grants and Contributions Not Restricted to Specific Programs	24,887,426	24,666,160
Unrestricted Investment Earnings	37,295	12,919
Miscellaneous	2,201,123	1,574,932
Total Revenues	33,333,505	32,230,269
Functions/Program Expenses:		
Instruction	18,417,871	17,275,158
Student Support Services	1,029,795	926,494
Instructional Media Services	752,696	609,329
Instruction and Curriculum Development Services	1,098,036	963,865
Instructional Staff Training Services	362,435	375,337
Instruction-Related Technology	491,891	317,228
Board	266,772	289,082
General Administration	334,742	278,034
School Administration	2,073,070	1,850,921
Facilities Acquisition and Construction	8,726	-
Fiscal Services	390,501	362,884
Food Services	2,025,274	1,890,613
Central Services	547,471	505,127
Student Transportation Services	1,266,088	1,417,572
Operation of Plant	3,279,939	3,238,037
Maintenance of Plant	1,398,672	1,253,559
Administrative Technology Services	418,829	42,600
Community Services	479	-
Unallocated Interest on Long-Term Debt	30,777	39,827
Unallocated Depreciation Expense	2,448,648	2,486,267
Loss on Disposal of Capital Assets	6,000	318,996
Total Functions/Program Expenses	36,648,712	34,440,930
Change in Net Position	(3,315,207)	(2,210,661)
Net Position - Beginning	49,507,601	51,718,262
Net Position - Ending	\$ 46,192,394	\$ 49,507,601

The largest revenue source is the State of Florida (68.6 percent). Revenues from State sources for current operations are primarily received through the Florida Education Finance Program (FEFP) funding formula. The FEFP funding formula utilizes student enrollment data and is designed to maintain equity

in funding across all Florida school districts, taking into consideration the District's funding ability based on the local property tax base.

Miscellaneous revenues increased by \$626,191, or 39.8 percent, primarily due to the receipt of insurance loss recoveries.

Instruction expenses represent 50.3 percent of total governmental expenses in the 2019-20 fiscal year. Instruction expenses increased by \$1,142,713 from the previous fiscal year primarily due to an increase in pension expense.

FINANCIAL ANALYSIS OF THE DISTRICT'S FUNDS

Governmental Funds

The focus of the District's governmental funds is to provide information on near-term inflows, outflows, and balances of spendable resources. Such information is useful in assessing the District's financing requirements. Specifically, unassigned fund balance may serve as a useful measure of a government's net resources available for discretionary use as it represents the portion of fund balance that has not been limited to a particular purpose by an external party, the District, or a group or individual delegated authority by the Board to assign resources for particular purposes.

The total fund balances of governmental funds increased by \$1,435,642 during the fiscal year to \$3,831,573. Approximately 25.2 percent of this amount is unassigned fund balance (\$965,522), which is available for spending at the District's discretion. The remainder of the fund balance is nonspendable, restricted, or assigned to indicate that it is (1) not in spendable form (\$189,884), (2) restricted for particular purposes (\$183,993), or (3) assigned for particular purposes (\$2,492,174).

Major Governmental Funds

The General Fund is the District's chief operating fund. At the end of the current fiscal year, unassigned fund balance is \$965,522, while the total fund balance is \$1,187,993. The unassigned fund balance decreased by \$22,015 and total fund balance decreased by \$99,043 during the fiscal year. The decrease in the total fund balance was caused primarily by a decrease in funds restricted for categorical projects. The restricted fund balance decreased by \$101,439 and the nonspendable fund balance increased by \$24,410.

The Special Revenue – Other Fund has total revenues and expenditures of \$2,504,917 each, which is not a significant change from the prior fiscal year. This fund is used to account for certain Federal grant program resources. Because grant revenues are not recognized until expenditures are incurred, this fund generally does not accumulate a fund balance.

The Capital Projects – Other Fund has total fund revenues of \$58,341 and other financing sources for loss recoveries of \$1,764,285. Transfers were made to the General Fund in the amount of \$351,705 to cover hurricane-related repair expenditures incurred. The fund balance includes a previous balance, along with loss recoveries, and is shown as an assigned fund balance. Funds received from the Federal Emergency Management Agency (FEMA) are shown as unearned revenue, since expenditures have not yet been incurred and approved by FEMA.

GENERAL FUND BUDGETARY HIGHLIGHTS

The District's budget is prepared according to Florida law and is based on accounting for certain transactions on a basis of cash receipts, disbursements, and encumbrances. The most significant budgeted fund is the General Fund. Variances between the original, final, and actual appropriations and expenditures were the result of certain grants and funds that are not budgeted until grant approval. During the 2019-20 fiscal year, the District amended its General Fund budget as needed to comply with Florida law and local District policies. There were no significant variances noted between the original budget, final budget, and actual revenues and expenditures. However, there was a significant variance between the original and final budget for transfers in totaling \$1,807,994.34, primarily due to planned roof repairs as a result of hurricane damage that were not completed by fiscal year end.

CAPITAL ASSETS AND LONG-TERM DEBT

Capital Assets

The following table reflects the District's net investments in capital assets at June 30, 2020, and June 30, 2019:

	Capital Assets	
	Governmental Activities	
	6-30-20	6-30-19
Land	\$ 676,786	\$ 676,786
Improvements Other Than Buildings	614,582	321,162
Buildings and Fixed Equipment	65,564,914	67,452,091
Furniture, Fixtures, and Equipment	682,007	877,127
Motor Vehicles	1,140,003	1,406,202
Total Capital Assets	\$ 68,678,292	\$ 70,733,368

Additional information on the District's capital assets can be found in Notes I.F.4. and II.C. to the financial statements.

Long-Term Debt

The following table discloses the 2019-20 fiscal year debt principal payments and outstanding balances at June 30, 2020:

	Outstanding Debt	
	Total Payments	Debt Outstanding
June 30, 2020	\$ 356,108	\$ 484,397

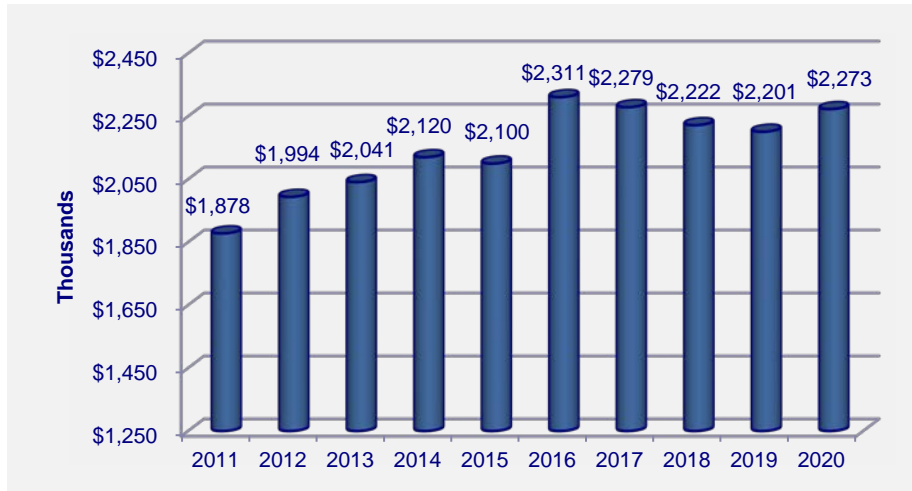
Additional information on the District's long-term debt can be found in Notes I.F.6. and II.G. to the financial statements.

OTHER MATTERS OF SIGNIFICANCE

Insurance Premiums

The insurance industry has presented a challenge for consumers for the past several years. The current provider of health insurance has a contractual provision whereby the District is to pay at least 75 percent of the premium cost for employee health coverage. The District's total cost for health insurance benefits is reflected in the chart below for the June 30 fiscal year ends as indicated:

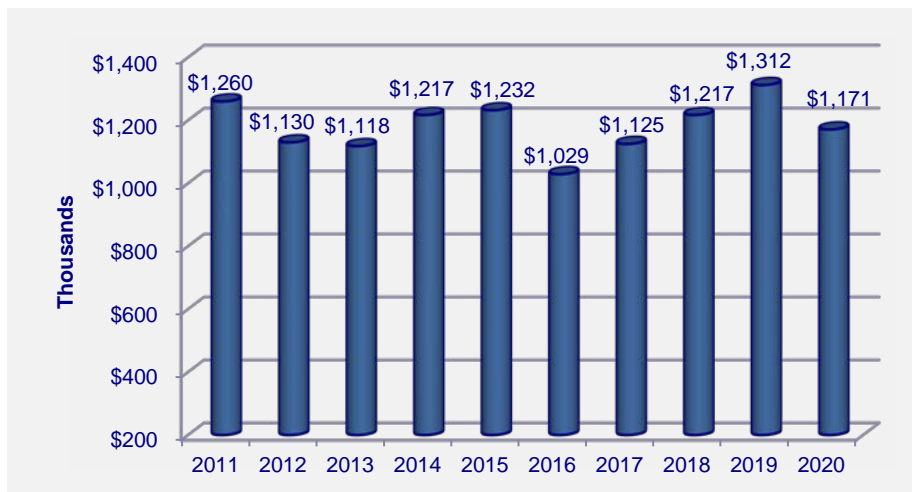
Health Insurance Premiums



Energy Costs

Energy Costs for the operation of plant have impacted the District's cost containment ability. These energy costs are reflected in the following chart for the June 30 fiscal year ends as indicated:

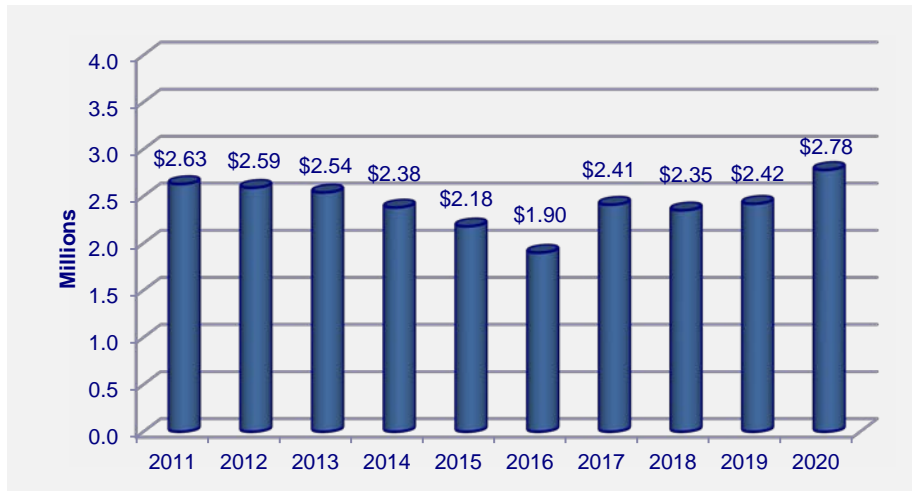
Energy Costs



Terminal Pay Benefits

Terminal pay benefits are a significant annual cost and liability for the District. The District purchases leave from employees when they participate in the Deferred Retirement Option Program, and when they terminate from employment, and at the rate of 80 percent of the value of sick leave earned on an annual basis by current employees with certain limits. The following reflects the total terminal pay liability for June 30 fiscal year ends as indicated:

Terminal Pay Liability



REQUESTS FOR INFORMATION

This report is designed to provide citizens, taxpayers, customers, investors, and creditors with a general overview of the District's finances and to demonstrate compliance and accountability for its resources. Questions concerning any of the information provided in the report or requests for additional financial information should be addressed to the Holmes County District School Board, 701 East Pennsylvania Avenue, Bonifay, Florida 32425.

THIS PAGE INTENTIONALLY LEFT BLANK

BASIC FINANCIAL STATEMENTS

Holmes County District School Board Statement of Net Position June 30, 2020

	Governmental Activities
ASSETS	
Cash and Cash Equivalents	\$ 4,891,532.73
Investments	1,223,359.63
Accounts Receivable	2,508.66
Due from Other Agencies	674,288.34
Inventories	189,884.37
Capital Assets:	
Nondepreciable Capital Assets	676,786.30
Depreciable Capital Assets, Net	<u>68,001,505.66</u>
TOTAL ASSETS	<u>75,659,865.69</u>
DEFERRED OUTFLOWS OF RESOURCES	
OPEB	657,392.00
Pensions	<u>7,669,834.15</u>
TOTAL DEFERRED OUTFLOWS OF RESOURCES	<u>8,327,226.15</u>
LIABILITIES	
Accrued Salaries and Benefits	86,766.63
Payroll Deductions and Withholdings	816,953.94
Accounts Payable	324,604.75
Accrued Interest Payable	299.88
Unearned Revenue	375,228.08
Long-Term Liabilities:	
Portion Due Within 1 Year	690,036.32
Portion Due After 1 Year	<u>30,621,275.03</u>
TOTAL LIABILITIES	<u>32,915,164.63</u>
DEFERRED INFLOWS OF RESOURCES	
OPEB	2,527,323.00
Pensions	<u>2,352,210.40</u>
TOTAL DEFERRED INFLOWS OF RESOURCES	<u>4,879,533.40</u>
NET POSITION	
Net Investment in Capital Assets	68,193,895.25
Restricted for:	
State Required Carryover Programs	80,744.28
Debt Service	1,962.05
Capital Projects	89,360.62
Food Service	60,083.64
Unrestricted	<u>(22,233,652.03)</u>
TOTAL NET POSITION	<u>\$ 46,192,393.81</u>

The accompanying notes to financial statements are an integral part of this statement.

**Holmes County District School Board
Statement of Activities
For the Fiscal Year Ended June 30, 2020**

Functions/Programs	Expenses	Charges for Services	Program Revenues Operating Grants and Contributions
Governmental Activities:			
Instruction	\$ 18,417,870.84	\$ 59,385.75	\$ 163,504.50
Student Support Services	1,029,795.44	-	-
Instructional Media Services	752,695.56	-	-
Instruction and Curriculum Development Services	1,098,036.00	-	-
Instructional Staff Training Services	362,434.81	-	-
Instruction-Related Technology	491,890.85	-	-
Board	266,772.19	-	-
General Administration	334,742.23	-	-
School Administration	2,073,070.08	-	-
Facilities Acquisition and Construction	8,725.89	-	-
Fiscal Services	390,501.38	-	-
Food Services	2,025,273.74	27,437.41	1,956,910.36
Central Services	547,470.59	-	-
Student Transportation Services	1,266,088.40	8,966.53	695,624.00
Operation of Plant	3,279,939.10	-	-
Maintenance of Plant	1,398,671.44	-	-
Administrative Technology Services	418,828.89	-	-
Community Services	479.24	-	-
Unallocated Interest on Long-Term Debt	30,777.38	-	-
Unallocated Depreciation Expense	2,448,647.75	-	-
Loss on Disposal of Capital Assets	6,000.00	-	-
Total Governmental Activities	\$ 36,648,711.80	\$ 95,789.69	\$ 2,816,038.86

General Revenues:

Taxes:

Property Taxes, Levied for Operational Purposes

Property Taxes, Levied for Capital Projects

Grants and Contributions Not Restricted to Specific Programs

Unrestricted Investment Earnings

Miscellaneous

Total General Revenues

Change in Net Position

Net Position - Beginning

Net Position - Ending

The accompanying notes to financial statements are an integral part of this statement.

		Net (Expense) Revenue and Changes in Net Position
Capital Grants and Contributions	Governmental Activities	
\$ -	\$ (18,194,980.59)	
-	(1,029,795.44)	
-	(752,695.56)	
-	(1,098,036.00)	
-	(362,434.81)	
-	(491,890.85)	
-	(266,772.19)	
-	(334,742.23)	
-	(2,073,070.08)	
25,947.22	17,221.33	
-	(390,501.38)	
-	(40,925.97)	
-	(547,470.59)	
-	(561,497.87)	
-	(3,279,939.10)	
55,490.00	(1,343,181.44)	
-	(418,828.89)	
-	(479.24)	
89,449.49	58,672.11	
-	(2,448,647.75)	
-	(6,000.00)	
<u>\$ 170,886.71</u>	<u>(33,565,996.54)</u>	

2,351,842.60
773,102.74
24,887,425.97
37,295.39
<u>2,201,122.79</u>
<u>30,250,789.49</u>
(3,315,207.05)
<u>49,507,600.86</u>
<u>\$ 46,192,393.81</u>

**Holmes County District School Board
Balance Sheet – Governmental Funds
June 30, 2020**

	General Fund	Special Revenue - Other Fund	Capital Projects - Other Fund
ASSETS			
Cash and Cash Equivalents	\$ 1,596,510.99	\$ -	\$ 2,867,401.97
Investments	-	-	-
Accounts Receivable	2,508.66	-	-
Due from Other Funds	288,226.72	-	-
Due from Other Agencies	166,452.38	435,461.57	-
Inventories	141,726.77	-	-
TOTAL ASSETS	\$ 2,195,425.52	\$ 435,461.57	\$ 2,867,401.97
LIABILITIES AND FUND BALANCES			
Liabilities:			
Accrued Salaries and Benefits	\$ 54,910.27	\$ 24,011.56	\$ -
Payroll Deductions and Withholdings	688,440.90	75,903.27	-
Accounts Payable	264,080.95	48,173.90	-
Due to Other Funds	-	287,372.84	-
Accrued Interest Payable	-	-	-
Unearned Revenue	-	-	375,228.08
Total Liabilities	1,007,432.12	435,461.57	375,228.08
Fund Balances:			
Nonspendable:			
Inventories	141,726.77	-	-
Restricted for:			
State Required Carryover Programs	80,744.28	-	-
Debt Service	-	-	-
Capital Projects	-	-	-
Food Service	-	-	-
Total Restricted Fund Balance	80,744.28	-	-
Assigned for:			
Capital Projects	-	-	2,492,173.89
Unassigned Fund Balance	965,522.35	-	-
Total Fund Balances	1,187,993.40	-	2,492,173.89
TOTAL LIABILITIES AND FUND BALANCES	\$ 2,195,425.52	\$ 435,461.57	\$ 2,867,401.97

The accompanying notes to financial statements are an integral part of this statement.

Other Governmental Funds	Total Governmental Funds
\$ 102,570.62	\$ 4,566,483.58
2,261.93	2,261.93
-	2,508.66
-	288,226.72
72,374.39	674,288.34
48,157.60	189,884.37
<u>\$ 225,364.54</u>	<u>\$ 5,723,653.60</u>
\$ 7,844.80	\$ 86,766.63
52,609.77	816,953.94
12,349.90	324,604.75
853.88	288,226.72
299.88	299.88
-	375,228.08
<u>73,958.23</u>	<u>1,892,080.00</u>
<u>48,157.60</u>	<u>189,884.37</u>
-	80,744.28
1,962.05	1,962.05
89,360.62	89,360.62
11,926.04	11,926.04
<u>103,248.71</u>	<u>183,992.99</u>
-	<u>2,492,173.89</u>
-	<u>965,522.35</u>
151,406.31	<u>3,831,573.60</u>
<u>\$ 225,364.54</u>	<u>\$ 5,723,653.60</u>

**Holmes County District School Board
Reconciliation of the Governmental Funds Balance Sheet
to the Statement of Net Position
June 30, 2020**

Total Fund Balances - Governmental Funds \$ 3,831,573.60

Amounts reported for governmental activities in the statement of net position are different because:

Capital assets, net of accumulated depreciation, used in governmental activities are not financial resources and, therefore, are not reported as assets in the governmental funds. 68,678,291.96

The deferred outflows of resources and deferred inflows of resources related to pensions and other postemployment benefits (OPEB) are applicable to future periods and, therefore, are not reported in the governmental funds.

Deferred Outflows Related to OPEB	\$ 657,392.00	
Deferred Outflows Related to Pensions	7,669,834.15	
Deferred Inflows Related to OPEB	(2,527,323.00)	
Deferred Inflows Related to Pensions	<u>(2,352,210.40)</u>	3,447,692.75

Long-term liabilities are not due and payable in the fiscal year and, therefore, are not reported as liabilities in the governmental funds. Long-term liabilities at year end consist of:

Installment-Purchase Payable	\$ (403,396.71)	
Bonds Payable	(81,000.00)	
Compensated Absences Payable (net of \$1,546,146.85 set aside in the Internal Service Fund to fund a portion of the liability)	(1,235,740.79)	
Net Pension Liability	(21,385,093.00)	
Total OPEB Liability	<u>(6,659,934.00)</u>	<u>(29,765,164.50)</u>

Net Position - Governmental Activities **\$ 46,192,393.81**

The accompanying notes to financial statements are an integral part of this statement.

THIS PAGE INTENTIONALLY LEFT BLANK

**Holmes County District School Board
Statement of Revenues, Expenditures, and Changes in
Fund Balances – Governmental Funds
For the Fiscal Year Ended June 30, 2020**

	General Fund	Special Revenue - Other Fund	Capital Projects - Other Fund
Revenues			
Intergovernmental:			
Federal Direct	\$ 62,287.34	\$ -	\$ -
Federal Through State and Local	207,542.76	2,504,546.36	-
State	22,683,902.45	-	55,490.00
Local:			
Property Taxes	2,351,842.60	-	-
Charges for Services - Food Service	-	-	-
Miscellaneous	363,975.45	371.09	2,851.29
Total Local Revenues	<u>2,715,818.05</u>	<u>371.09</u>	<u>2,851.29</u>
Total Revenues	<u>25,669,550.60</u>	<u>2,504,917.45</u>	<u>58,341.29</u>
Expenditures			
Current - Education:			
Instruction	14,747,668.55	1,908,145.12	-
Student Support Services	840,861.53	100,215.51	-
Instructional Media Services	681,651.73	-	-
Instruction and Curriculum Development Services	786,532.35	202,430.25	-
Instructional Staff Training Services	158,588.80	179,838.20	-
Instruction-Related Technology	467,882.08	-	-
Board	246,228.62	-	-
General Administration	214,377.92	99,623.34	-
School Administration	1,865,853.24	-	-
Facilities Acquisition and Construction	84,899.15	-	-
Fiscal Services	357,881.82	-	-
Food Services	2,798.77	-	-
Central Services	502,630.42	-	-
Student Transportation Services	1,155,095.86	14,215.03	-
Operation of Plant	3,208,779.11	450.00	-
Maintenance of Plant	1,572,046.74	-	-
Administrative Technology Services	439,538.85	-	-
Community Services	479.24	-	-
Debt Service:			
Principal	191,107.89	-	-
Interest and Fiscal Charges	21,699.42	-	-
Total Expenditures	<u>27,546,602.09</u>	<u>2,504,917.45</u>	<u>-</u>
Excess (Deficiency) of Revenues Over Expenditures	<u>(1,877,051.49)</u>	<u>-</u>	<u>58,341.29</u>
Other Financing Sources (Uses)			
Transfers In	1,341,170.54	-	-
Issuance of Refunding Bonds	-	-	-
Premium on Sale of Refunding Bonds	-	-	-
Loss Recoveries	436,837.46	-	1,764,285.33
Transfers Out	-	-	(351,704.91)
Total Other Financing Sources (Uses)	<u>1,778,008.00</u>	<u>-</u>	<u>1,412,580.42</u>
Net Change in Fund Balances	(99,043.49)	-	1,470,921.71
Fund Balances, Beginning	1,287,036.89	-	1,021,252.18
Fund Balances, Ending	<u>\$ 1,187,993.40</u>	<u>\$ 0.00</u>	<u>\$ 2,492,173.89</u>

The accompanying notes to financial statements are an integral part of this statement.

<u>Other Governmental Funds</u>	<u>Total Governmental Funds</u>
\$ -	\$ 62,287.34
1,934,174.36	4,646,263.48
139,252.83	22,878,645.28
773,102.74	3,124,945.34
27,437.41	27,437.41
1,273.65	368,471.48
<u>801,813.80</u>	<u>3,520,854.23</u>
<u>2,875,240.99</u>	<u>31,108,050.33</u>
-	16,655,813.67
-	941,077.04
-	681,651.73
-	988,962.60
-	338,427.00
-	467,882.08
-	246,228.62
-	314,001.26
-	1,865,853.24
-	84,899.15
-	357,881.82
1,949,266.20	1,952,064.97
-	502,630.42
-	1,169,310.89
-	3,209,229.11
-	1,572,046.74
-	439,538.85
-	479.24
165,000.00	356,107.89
9,077.96	30,777.38
<u>2,123,344.16</u>	<u>32,174,863.70</u>
<u>751,896.83</u>	<u>(1,066,813.37)</u>
-	1,341,170.54
81,000.00	81,000.00
4,371.77	4,371.77
-	2,201,122.79
<u>(773,505.27)</u>	<u>(1,125,210.18)</u>
<u>(688,133.50)</u>	<u>2,502,454.92</u>
63,763.33	1,435,641.55
87,642.98	2,395,932.05
<u>\$ 151,406.31</u>	<u>\$ 3,831,573.60</u>

Holmes County District School Board
Reconciliation of the Governmental Funds Statement of Revenues, Expenditures,
and Changes in Fund Balances to the Statement of Activities
For the Fiscal Year Ended June 30, 2020

Net Change in Fund Balances - Governmental Funds \$ 1,435,641.55

Amounts reported for governmental activities in the statement of activities are different because:

Capital outlays are reported in the governmental funds as expenditures. However, in the statement of activities, the cost of those assets is allocated over their estimated useful lives as depreciation expense. This is the amount of depreciation expense in excess of capital outlays in the current fiscal year. (2,049,076.12)

The loss on the disposal of capital assets during the current fiscal year is reported in the statement of activities. In the governmental funds, the cost of these assets was recognized as an expenditure in the fiscal year purchased. Thus, the change in net position differs from the change in fund balance by the undepreciated cost of the disposed assets. (6,000.00)

Long-term debt proceeds provide current financial resources to the governmental funds, but issuing debt increases long-term liabilities in the statement of net position. Repayment of long-term debt is an expenditure in the governmental funds, but the repayment reduces long-term liabilities in the statement of net position. This is the amount by which repayments exceed proceeds in the current fiscal year.

Installment-Purchase Repayments	\$	191,107.89	
Bond Repayments		165,000.00	
Bond Refunding Proceeds		<u>(81,000.00)</u>	275,107.89

In the statement of activities, the cost of compensated absences is measured by the amounts earned during the year, while in the governmental funds, expenditures are recognized based on the amounts actually paid for compensated absences. This is the net amount of compensated absences earned in excess of the amount used in the current fiscal year. (364,779.87)

Governmental funds report District OPEB contributions as expenditures. However, in the statement of activities, the cost of OPEB benefits earned net of employee contributions, as determined through an actuarial valuation, is reported as an OPEB expense.

Increase in OPEB Liability	\$	(704,887.00)	
Increase in Deferred Outflows of Resources - OPEB		458,885.00	
Decrease in Deferred Inflows of Resources - OPEB		<u>367,973.00</u>	121,971.00

Governmental funds report District pension contributions as expenditures. However, in the statement of activities, the cost of pension benefits earned net of employee contributions is reported as a pension expense.

FRS Pension Contribution	\$	1,355,550.00	
HIS Pension Contribution		293,711.00	
FRS Pension Expense		(3,756,611.00)	
HIS Pension Expense		<u>(424,721.00)</u>	(2,532,071.00)

An internal service fund is used by management to accumulate resources to fund a portion of the cost of compensated absences. Accordingly, this represents the net decrease in the internal service fund assets set aside for this purpose. (196,000.50)

Change in Net Position - Governmental Activities **\$ (3,315,207.05)**

The accompanying notes to financial statements are an integral part of this statement.

**Holmes County District School Board
Statement of Net Position – Proprietary Fund
June 30, 2020**

	Internal Service Fund
ASSETS	
Current Assets:	
Cash and Cash Equivalents	\$ 325,049.15
Investments	1,221,097.70
TOTAL ASSETS	1,546,146.85
LIABILITIES	
Noncurrent Liabilities:	
Compensated Absences Payable	1,546,146.85
NET POSITION	
Unrestricted	\$ 0.00

The accompanying notes to financial statements are an integral part of this statement.

**Holmes County District School Board
Statement of Revenues, Expenses, and Changes in Fund
Net Position – Proprietary Fund
For the Fiscal Year Ended June 30, 2020**

	Internal Service Fund
OPERATING REVENUES	
Decrease in Compensated Absences Payable	\$ 196,000.50
Operating Income	196,000.50
NONOPERATING REVENUES (EXPENSES)	
Interest	19,959.86
Transfers Out	(215,960.36)
Total Nonoperating Revenues	(196,000.50)
Change in Net Position	-
Total Net Position - Beginning	-
Total Net Position - Ending	\$ 0.00

The accompanying notes to financial statements are an integral part of this statement.

**Holmes County District School Board
Statement of Cash Flows – Proprietary Fund
For the Fiscal Year Ended June 30, 2020**

	Internal Service Fund
CASH FLOWS FROM NONCAPITAL FINANCING ACTIVITIES	
Transfer to Other Funds	\$ (215,960.36)
CASH FLOWS FROM INVESTING ACTIVITIES	
Proceeds from Maturity of Investments	1,044,704.25
Purchase of Investments	(1,221,097.70)
Interest Income	19,959.86
Net Cash Used by Investing Activities	(156,433.59)
Net Decrease in Cash and Cash Equivalents	(372,393.95)
Cash and Cash Equivalents, Beginning	697,443.10
Cash and Cash Equivalents, Ending	\$ 325,049.15
 Reconciliation of Operating Income to Net Cash Used by Operating Activities:	
Operating Income	\$ 196,000.50
Adjustments to Reconcile Operating Income to Net Cash Used by Operating Activities:	
Changes in Assets and Liabilities:	
Compensated Absences Payable	(196,000.50)
Net Cash Used by Operating Activities	\$ 0.00

The accompanying notes to financial statements are an integral part of this statement.

**Holmes County District School Board
Statement of Fiduciary Assets and Liabilities - Fiduciary Funds
June 30, 2020**

	<u>Agency Funds</u>
ASSETS	
Cash	<u>\$ 425,039.00</u>
LIABILITIES	
Internal Accounts Payable	<u>\$ 425,039.00</u>

The accompanying notes to financial statements are an integral part of this statement.

NOTES TO FINANCIAL STATEMENTS

I. SUMMARY OF SIGNIFICANT ACCOUNTING POLICIES

A. Description of Government-Wide Financial Statements

The government-wide financial statements (i.e., the statement of net position and the statement of activities) report information on all of the nonfiduciary activities of the Holmes County School District (District). All fiduciary activities are reported only in the fund financial statements. Governmental activities are normally supported by taxes, intergovernmental revenues, and other nonexchange transactions.

The statement of activities presents a comparison between direct expenses and program revenues for each function or program of the District's governmental activities. Direct expenses are those that are specifically associated with a service, program, or department and are thereby clearly identifiable to a particular function. Depreciation expense is not readily associated with a particular function and is reported as unallocated.

B. Reporting Entity

The Holmes County District School Board (Board) has direct responsibility for operation, control, and supervision of District schools and is considered a primary government for financial reporting. The District is considered part of the Florida system of public education, operates under the general direction of the Florida Department of Education (FDOE), and is governed by State law and State Board of Education (SBE) rules. The governing body of the District is the Board, which is composed of five elected members. The elected Superintendent of Schools is the executive officer of the Board. Geographic boundaries of the District correspond with those of Holmes County.

Criteria for determining if other entities are potential component units that should be reported within the District's basic financial statements are identified and described in the Governmental Accounting Standards Board's (GASB) *Codification of Governmental Accounting and Financial Reporting Standards*, Sections 2100 and 2600. The application of these criteria provides for identification of any legally separate entities for which the Board is financially accountable and other organizations for which the nature and significance of their relationship with the Board are such that exclusion would cause the District's basic financial statements to be misleading. Based on these criteria, no component units are included within the District's reporting entity.

C. Basis of Presentation: Government-Wide Financial Statements

While separate government-wide and fund financial statements are presented, they are interrelated. The governmental activities column incorporates data from governmental funds and the internal service fund. Separate financial statements are provided for governmental funds, proprietary fund, and fiduciary funds, even though the latter are excluded from the government-wide financial statements.

The effects of interfund activity have been eliminated from the government-wide financial statements except for interfund services provided and used.

D. Basis of Presentation: Fund Financial Statements

The fund financial statements provide information about the District's funds, including the fiduciary funds. Separate statements for each fund category – governmental, proprietary, and fiduciary – are presented. The emphasis of fund financial statements is on major governmental funds, each displayed in a separate column. All remaining governmental funds are aggregated and reported as nonmajor funds.

The District reports the following major governmental funds:

- General Fund – to account for all financial resources not required to be accounted for in another fund and for certain revenues from the State that are legally restricted to be expended for specific current operating purposes.
- Special Revenue – Other Fund – to account for certain Federal grant program resources.
- Capital Projects – Other Fund – to account for capital outlay projects not categorized under any other capital outlay fund.

Additionally, the District reports the following proprietary and fiduciary fund types:

- Internal Service Fund – to account for the resources set aside to fund a portion of the Board's compensated absences liability.
- Agency Funds – to account for resources of the school internal funds, which are used to administer moneys collected at several schools in connection with school, student athletic, class, and club activities.

During the course of operations, the District has activity between funds for various purposes. Any residual balances outstanding at fiscal year end are reported as due from/to other funds. While these balances are reported in fund financial statements, certain eliminations are made in the preparation of the government-wide financial statements. Balances between the funds included in governmental activities (i.e., the governmental and internal service fund) are eliminated so that only the net amount is included as internal balances in the governmental activities column. Further, certain activity occurs during the year involving transfers of resources between funds. In fund financial statements, these amounts are reported at gross amounts as transfers in and out. While reported in fund financial statements, certain eliminations are made in the preparation of the government-wide financial statements.

E. Measurement Focus and Basis of Accounting

The accounting and financial reporting treatment is determined by the applicable measurement focus and basis of accounting. Measurement focus indicates the type of resources being measured such as current financial resources or economic resources. The basis of accounting indicates the timing of transactions or events for recognition in the financial statements.

The government-wide financial statements are reported using the economic resources measurement focus and the accrual basis of accounting. Revenues are recognized when earned and expenses are recognized when a liability is incurred, regardless of the timing of the related cash flows. Property taxes are recognized in the year for which they are levied. Revenues from grants, entitlements, and donations are recognized as soon as all eligibility requirements imposed by the provider have been met.

The governmental fund financial statements are reported using the current financial resources measurement focus and the modified accrual basis of accounting. Revenues, except for certain grant revenues, are recognized as soon as they are both measurable and available. Revenues are considered to be available when they are collectible within the current period or soon enough thereafter to pay liabilities of the current period. For this purpose, the District considers revenues to be available if they are collected within 45 days of the end of the current fiscal year. When grant terms provide that the expenditure of resources is the prime factor for determining eligibility for Federal, State, and other grant resources, revenue is recognized at the time the expenditure is made. Entitlements are recorded as revenues when all eligibility requirements are met, including any time requirements, and the amount is received during the period or within the availability period for this revenue source (within 45 days of year end). Property taxes and interest associated with the current fiscal period are all considered to be susceptible to accrual and so have been recognized as revenues of the current fiscal period. Expenditures are generally recognized when the related fund liability is incurred, as under accrual accounting. However, debt service expenditures, claims and judgments, pension benefits, other postemployment benefits, and compensated absences, are only recorded when payment is due. General capital asset acquisitions are reported as expenditures in governmental funds. Issuance of long-term debt and acquisitions under capital leases are reported as other financing sources. Allocations of cost, such as depreciation, are not recognized in governmental funds.

The proprietary fund is reported using the economic resources measurement focus and the accrual basis of accounting. The agency funds have no measurement focus but utilize the accrual basis of accounting for reporting assets and liabilities.

F. Assets, Liabilities, Deferred Outflows/Inflows of Resources, and Net Position/Fund Balance

1. Cash and Cash Equivalents

The District's cash and cash equivalents are considered to be cash on hand, demand deposits, and short-term liquid investments with original maturities of 3 months or less from the date of acquisition. Investments classified as cash equivalents include amounts placed with the State Board of Administration (SBA) in Florida PRIME.

Cash deposits are held by banks qualified as public depositories under Florida law. All deposits are insured by Federal depository insurance, up to specified limits, or collateralized with securities held in Florida's multiple financial institution collateral pool as required by Chapter 280, Florida Statutes.

2. Investments

Investments consist of amounts placed in the SBA debt service accounts for investment of debt service moneys, amounts placed with the SBA for participation in the Florida PRIME investment pool created by Section 218.405, Florida Statutes, and those made locally. The investment pool operates under investment guidelines established by Section 215.47, Florida Statutes.

The District's investments in Florida PRIME, which the SBA indicates is a Securities and Exchange Commission Rule 2a7-like external investment pool, are similar to money market funds in which shares are owned in the fund rather than the underlying investments. These investments are reported at fair value, which is amortized cost.

Investments made locally consist of a certificate of deposit. Types and amounts of investments held at fiscal year end are described in a subsequent note.

3. Inventories

Inventories consist of expendable supplies held for consumption in the course of District operations. Inventories are stated at cost on the first-in, first-out basis, except that United States Department of Agriculture donated foods are stated at their fair value as determined at the time of donation to the District's food service program by the Florida Department of Agriculture and Consumer Services, Bureau of Food Distribution. Purchases are recorded as expenditures during the year and are adjusted to reflect year-end physical inventories.

4. Capital Assets

Expenditures for capital assets acquired or constructed for general District purposes are reported in the governmental fund that financed the acquisition or construction. The capital assets so acquired are reported at cost in the government-wide statement of net position but are not reported in the governmental fund financial statements. Capital assets are defined by the District as those costing more than \$1,000. Such assets are recorded at historical cost or estimated historical cost if purchased or constructed. Donated assets are recorded at acquisition value at the date of donation.

Capital assets are depreciated using the straight-line method over the following estimated useful lives:

<u>Description</u>	<u>Estimated Useful Lives</u>
Improvements Other Than Buildings	10 - 35 years
Buildings and Fixed Equipment	10 - 50 years
Furniture, Fixtures, and Equipment	5 - 10 years
Motor Vehicles	5 - 10 years

Current year information relative to changes in capital assets is described in a subsequent note.

5. Pensions

In the government-wide statement of net position, liabilities are recognized for the District's proportionate share of each pension plan's net pension liability. For purposes of measuring the net pension liability, deferred outflows of resources and deferred inflows of resources related to pensions, and pension expense, information about the fiduciary net position of the Florida Retirement System (FRS) defined benefit plan and the Health Insurance Subsidy (HIS) defined benefit plan and additions to/deductions from the FRS and the HIS fiduciary net position have been determined on the same basis as they are reported by the FRS and the HIS plans. For this

purpose, benefit payments (including refunds of employee contributions) are recognized when due and payable in accordance with benefit terms. Investments are reported at fair value.

The District's retirement plans and related amounts are described in a subsequent note.

6. Long-Term Liabilities

Long-term obligations that will be financed from resources to be received in the future by governmental funds, and to the extent funded in accordance with Board Policy in the Internal Service Fund, are reported as liabilities in the government-wide statement of net position. In the governmental fund financial statements, bonds and other long-term obligations are not recognized as liabilities until due.

Changes in long-term liabilities for the current year are reported in a subsequent note.

7. Deferred Outflows/Inflows of Resources

In addition to assets, the statement of net position reports a separate section for deferred outflows of resources. This separate financial statement element, *deferred outflows of resources*, represents a consumption of net position that applies to future periods and so will not be recognized as an outflow of resources (expense) until then. The District has two items that qualify for reporting in this category. The deferred outflows of resources related to pensions and OPEB are discussed in subsequent notes.

In addition to liabilities, the statement of net position reports a separate section for deferred inflows of resources. This separate financial statement element, *deferred inflows of resources*, represents an acquisition of net position that applies to future periods and so will not be recognized as an inflow of resources (revenue) until that time. The District has two items that qualify for reporting in this category. The deferred inflows of resources related to pensions and OPEB are discussed in subsequent notes.

8. Net Position Flow Assumption

The District occasionally funds outlays for a particular purpose from both restricted (e.g., restricted bond or grant proceeds) and unrestricted resources. To calculate the amounts to report as restricted net position and unrestricted net position in the government-wide and proprietary fund financial statements, a flow assumption must be made about the order in which the resources are considered to be applied. Consequently, it is the District's policy to consider restricted net position to have been depleted before unrestricted net position is applied.

9. Fund Balance Flow Assumptions

The District may fund outlays for a particular purpose from both restricted and unrestricted resources (the total of committed, assigned, and unassigned fund balance). To calculate the amounts to report as restricted, committed, assigned, and unassigned fund balance in the governmental fund financial statements, a flow assumption must be made about the order in which the resources are considered to be applied. It is the District's policy to consider restricted fund balance to have been depleted before using any of the components of unrestricted fund balance. Further, when components of unrestricted fund balance can be used for the same

purpose, committed fund balance is depleted first, followed by assigned fund balance. Unassigned fund balance is applied last.

10. Fund Balance Policies

Fund balance of governmental funds is reported in various categories based on the nature of any limitations requiring the use of resources for specific purposes. The District itself can establish limitations on the use of resources through either a commitment (committed fund balance) or an assignment (assigned fund balance).

The committed fund balance classification includes amounts that can be used only for the specific purposes determined by a formal action of the District's highest level of decision-making authority. The Board is the highest level of decision-making authority for the District that can, by adoption of a resolution prior to the end of the fiscal year, commit fund balance. Once adopted, the limitation imposed by the resolution remains in place until a similar action is taken (the adoption of another resolution) to remove or revise the limitation. The District reported no committed fund balances at June 30, 2020.

Amounts in the assigned fund balance classification are intended to be used by the District for specific purposes but do not meet the criteria to be classified as committed. The Board approves the assignment of the fund balance. The Board may also assign fund balance as it does when appropriating fund balance to cover a gap between estimated revenue and appropriations in the subsequent year's appropriated budget. Unlike commitments, assignments generally only exist temporarily. In other words, an additional action does not normally have to be taken for the removal of an assignment. Conversely, as discussed above, an additional action is essential to either remove or revise a commitment.

G. Revenues and Expenditures/Expenses

1. Program Revenues

Amounts reported as program revenues include charges paid by the recipient of the goods or services offered by the program and grants and contributions that are restricted to meeting the operational or capital requirements of a particular program. All taxes, including those dedicated for specific purposes, and other internally dedicated resources are reported as general revenues rather than program revenues. Revenues that are not classified as program revenues are presented as general revenues. The comparison of direct expenses with program revenues identifies the extent to which each governmental function is self-financing or draws from the general revenues of the District.

2. State Revenue Sources

Significant revenues from State sources for current operations include the Florida Education Finance Program administered by the FDOE under the provisions of Section 1011.62, Florida Statutes. In accordance with this law, the District determines and reports the number of full-time equivalent (FTE) students and related data to the FDOE. The FDOE performs certain edit checks on the reported number of FTE and related data and calculates the allocation of funds to the District. The District is permitted to amend its original reporting during specified time periods

following the date of the original reporting. The FDOE may also adjust subsequent fiscal period allocations based upon an audit of the District's compliance in determining and reporting FTE and related data. Normally, such adjustments are treated as reductions or additions of revenue in the fiscal year when the adjustments are made.

The State provides financial assistance to administer certain educational programs. SBE rules require that revenue earmarked for certain programs be expended only for the program for which the money is provided, and require that the money not expended as of the close of the fiscal year be carried forward into the following fiscal year to be expended for the same educational programs. The FDOE generally requires that these educational program revenues be accounted for in the General Fund. A portion of the fund balance of the General Fund is restricted in the governmental fund financial statements for the balance of categorical and earmarked educational program resources.

The State allocates gross receipts taxes, generally known as Public Education Capital Outlay money, to the District on an annual basis. The District is authorized to expend these funds only upon applying for and receiving an encumbrance authorization from the FDOE.

A schedule of revenue from State sources for the current year is presented in a subsequent note.

3. District Property Taxes

The Board is authorized by State law to levy property taxes for district school operations, capital improvements, and debt service.

Property taxes consist of ad valorem taxes on real and personal property within the District. Property values are determined by the Holmes County Property Appraiser, and property taxes are collected by the Holmes County Tax Collector.

The Board adopted the 2019 tax levy on September 10, 2019. Tax bills are mailed in October and taxes are payable between November 1 of the year assessed and March 31 of the following year at discounts of up to 4 percent for early payment.

Taxes become a lien on the property on January 1 and are delinquent on April 1 of the year following the year of assessment. State law provides for enforcement of collection of personal property taxes by seizure of the property to satisfy unpaid taxes and for enforcement of collection of real property taxes by the sale of interest-bearing tax certificates to satisfy unpaid taxes. The procedures result in the collection of essentially all taxes prior to June 30 of the year following the year of assessment.

Property tax revenues are recognized in the government-wide financial statements when the Board adopts the tax levy. Property tax revenues are recognized in the governmental fund financial statements when taxes are received by the District, except that revenue is accrued for taxes collected by the Holmes County Tax Collector at fiscal year end but not yet remitted to the District.

Millages and taxes levied for the current year are presented in a subsequent note.

4. Federal Revenue Sources

The District receives Federal awards for the enhancement of various educational programs. Federal awards are generally received based on applications submitted to, and approved by, various granting agencies. For Federal awards in which a claim to these grant proceeds is based on incurring eligible expenditures, revenue is recognized to the extent that eligible expenditures have been incurred.

5. Compensated Absences

In the government-wide financial statements, compensated absences (i.e., paid absences for employee vacation leave and sick leave) are accrued as liabilities to the extent that it is probable that the benefits will result in termination payments. A liability for these amounts is reported in the governmental fund financial statements only if it has matured, such as for occurrences of employee resignations and retirements.

6. Proprietary Fund Operating and Nonoperating Revenues and Expenses

Proprietary funds distinguish operating revenues and expenses from nonoperating items. Operating revenues and expenses generally result from activities related to funding a portion of the District's compensated absences liability. The principal operating revenues is contributions made to fund the compensated absences liability. The primary operating expense is the payment of terminal leave. All revenues and expenses not meeting this definition are reported as nonoperating revenues and expenses.

II. DETAILED NOTES ON ALL ACTIVITIES AND FUNDS

A. Cash Deposits with Financial Institutions

Custodial Credit Risk. In the case of deposits, this is the risk that, in the event of the failure of a depository financial institution, the District will not be able to recover deposits or will not be able to recover collateral securities that are in the possession of an outside party. The District does not have a policy for custodial credit risk. All bank balances of the District are fully insured or collateralized as required by Chapter 280, Florida Statutes.

B. Investments

The District's investments at June 30, 2020, are reported as follows:

Investments	Maturities	Fair Value
SBA:		
Florida PRIME (1)	53 days	\$ 10,745.34
Debt Service Accounts	6 Months	2,261.93
Certificates of Deposit	September 2020	1,221,097.70
Total Investments		\$ 1,234,104.97

(1) This investment is reported as a cash equivalent for financial statement reporting purposes.

Fair Value Measurement

The District categorizes its fair value measurements within the fair value hierarchy established by generally accepted accounting principles. The hierarchy is based on the valuation inputs used to measure the fair value of the asset. Level 1 inputs are quoted prices in active markets for identical assets. The District's investments in SBA debt service accounts are valued using Level 1 inputs.

Interest Rate Risk

Interest rate risk is the risk that changes in interest rates will adversely affect the fair value of an investment. The District does not have a formal investment policy that limits investment maturities as a means of managing its exposure to fair value losses from increasing interest rates.

Florida PRIME uses a weighted average days to maturity (WAM). A portfolio's WAM reflects the average maturity in days based on final maturity or reset date, in the case of floating rate instruments. WAM measures the sensitivity of the portfolio to interest rate changes.

For Florida PRIME, with regard to redemption gates, Section 218.409(8)(a), Florida Statutes, states, "The principal, and any part thereof, of each account constituting the trust fund is subject to payment at any time from the moneys in the trust fund. However, the executive director may, in good faith, on the occurrence of an event that has a material impact on liquidity or operations of the trust fund, for 48 hours limit contributions to or withdrawals from the trust fund to ensure that the board [State Board of Administration] can invest moneys entrusted to it in exercising its fiduciary responsibility. Such action must be immediately disclosed to all participants, the trustees, the Joint Legislative Auditing Committee, and the Investment Advisory Council. The trustees shall convene an emergency meeting as soon as practicable from the time the executive director has instituted such measures and review the necessity of those measures. If the trustees are unable to convene an emergency meeting before the expiration of the 48-hour moratorium on contributions and withdrawals, the moratorium may be extended by the executive director until the trustees are able to meet to review the necessity for the moratorium. If the trustees agree with such measures, the trustees shall vote to continue the measures for up to an additional 15 days. The trustees must convene and vote to continue any such measures before the expiration of the time limit set, but in no case may the time limit set by the trustees exceed 15 days." As of June 30, 2020, there were no redemption fees, maximum transaction amounts, or any other requirements that serve to limit a participant's daily access to 100 percent of their account value.

Credit Risk

Credit risk is the risk that an issuer or other counterparty to an investment will not fulfill its obligations. Section 218.415(17), Florida Statutes, limits investments to the Local Government Surplus Funds Trust Fund [Florida PRIME], or any intergovernmental investment pool authorized pursuant to the Florida Interlocal Cooperation Act as provided in Section 163.01, Florida Statutes; Securities and Exchange Commission registered money market funds with the highest credit quality rating from a nationally recognized rating agency; interest-bearing time deposits in qualified public depositories, as defined in Section 280.02, Florida Statutes; and direct obligations of the United States Treasury. The District does not have a formal investment policy that limits its investment choices.

The District's investments in the SBA debt service accounts are to provide for debt service payments on bond debt issued by the SBE for the benefit of the District. The District relies on policies developed by the SBA for managing interest rate risk and credit risk for this account. Disclosures for the Debt Service Accounts are included in the notes to financial statements of the State's Comprehensive Annual Financial Report.

The District's investment in Florida PRIME is rated AAAM by Standard & Poor's.

C. Changes in Capital Assets

Changes in capital assets are presented in the following table:

	<u>Beginning Balance</u>	<u>Additions</u>	<u>Deletions</u>	<u>Ending Balance</u>
GOVERNMENTAL ACTIVITIES				
Capital Assets Not Being Depreciated:				
Land	\$ 676,786.30	\$ -	\$ -	\$ 676,786.30
Capital Assets Being Depreciated:				
Improvements Other Than Buildings	1,926,082.24	319,623.67	-	2,245,705.91
Buildings and Fixed Equipment	95,066,946.10	-	-	95,066,946.10
Furniture, Fixtures, and Equipment	3,451,052.59	71,947.96	6,000.00	3,517,000.55
Motor Vehicles	4,702,366.14	8,000.00	-	4,710,366.14
Total Capital Assets Being Depreciated	<u>105,146,447.07</u>	<u>399,571.63</u>	<u>6,000.00</u>	<u>105,540,018.70</u>
Less Accumulated Depreciation for:				
Improvements Other Than Buildings	1,604,920.09	26,203.73	-	1,631,123.82
Buildings and Fixed Equipment	27,614,854.71	1,887,177.90	-	29,502,032.61
Furniture, Fixtures, and Equipment	2,573,925.79	261,067.52	-	2,834,993.31
Motor Vehicles	3,296,164.70	274,198.60	-	3,570,363.30
Total Accumulated Depreciation	<u>35,089,865.29</u>	<u>2,448,647.75</u>	<u>-</u>	<u>37,538,513.04</u>
Total Capital Assets Being Depreciated, Net	<u>70,056,581.78</u>	<u>(2,049,076.12)</u>	<u>6,000.00</u>	<u>68,001,505.66</u>
Governmental Activities Capital Assets, Net	<u>\$ 70,733,368.08</u>	<u>\$ (2,049,076.12)</u>	<u>\$ 6,000.00</u>	<u>\$ 68,678,291.96</u>

Depreciation expense is not charged to individual functions, but rather is reflected as unallocated on the statement of activities.

D. Retirement Plans

1. FRS – Defined Benefit Pension Plans

General Information about the FRS

The FRS was created in Chapter 121, Florida Statutes, to provide a defined benefit pension plan for participating public employees. The FRS was amended in 1998 to add the Deferred Retirement Option Program (DROP) under the defined benefit plan and amended in 2000 to provide a defined contribution plan alternative to the defined benefit plan for FRS members effective July 1, 2002. This integrated defined contribution pension plan is the FRS Investment Plan. Chapter 112, Florida Statutes, established the Retiree HIS Program, a cost-sharing multiple-employer defined benefit pension plan, to assist retired members of any State-administered retirement system in paying the costs of health insurance.

Essentially all regular employees of the District are eligible to enroll as members of the State-administered FRS. Provisions relating to the FRS are established by Chapters 121 and 122, Florida Statutes; Chapter 112, Part IV, Florida Statutes; Chapter 238, Florida Statutes; and FRS Rules, Chapter 60S, Florida Administrative Code; wherein eligibility, contributions, and benefits are defined and described in detail. Such provisions may be amended at any time by further action from the Florida Legislature. The FRS is a single retirement system administered by the Florida Department of Management Services, Division of Retirement, and consists of the two cost-sharing multiple-employer defined benefit plans and other nonintegrated programs. A comprehensive annual financial report of the FRS, which includes its financial statements, required supplementary information, actuarial report, and other relevant information, is available from the Florida Department of Management Services Web site (www.dms.myflorida.com).

The District's FRS and HIS pension expense totaled \$4,181,332 for the fiscal year ended June 30, 2020.

FRS Pension Plan

Plan Description. The FRS Pension Plan (Plan) is a cost-sharing multiple-employer defined benefit pension plan, with a DROP for eligible employees. The general classes of membership are:

- *Regular* – Members of the FRS who do not qualify for membership in the other classes.
- *Elected County Officers* – Members who hold specified elective offices in local government.
- *Senior Management Service* – Members in senior management level positions.

Employees enrolled in the Plan prior to July 1, 2011, vest at 6 years of creditable service and employees enrolled in the Plan on or after July 1, 2011, vest at 8 years of creditable service. All vested members, enrolled prior to July 1, 2011, are eligible for normal retirement benefits at age 62 or at any age after 30 years of service. All members enrolled in the Plan on or after July 1, 2011, once vested, are eligible for normal retirement benefits at age 65 or any time after 33 years of creditable service. Employees enrolled in the Plan may include up to 4 years of credit for military service toward creditable service. The Plan also includes an early retirement provision; however, there is a benefit reduction for each year a member retires before his or her normal retirement date. The Plan provides retirement, disability, death benefits, and annual cost-of-living adjustments to eligible participants.

The DROP, subject to provisions of Section 121.091, Florida Statutes, permits employees eligible for normal retirement under the Plan to defer receipt of monthly benefit payments while continuing employment with an FRS participating employer. An employee may participate in DROP for a period not to exceed 60 months after electing to participate, except that certain instructional personnel may participate for up to 96 months. During the period of DROP participation, deferred monthly benefits are held in the FRS Trust Fund and accrue interest. The net pension liability does not include amounts for DROP participants, as these members are considered retired and are not accruing additional pension benefits.

Benefits Provided. Benefits under the Plan are computed on the basis of age and/or years of service, average final compensation, and service credit. Credit for each year of service is expressed as a percentage of the average final compensation. For members initially enrolled before July 1, 2011, the average final compensation is the average of the 5 highest fiscal years' earnings; for members initially enrolled on or after July 1, 2011, the average final compensation is the average of the 8 highest fiscal years' earnings. The total percentage value of the benefit received is determined by calculating the total value of all service, which is based on the retirement class to which the member belonged when the service credit was earned. Members are eligible for in-line-of-duty or regular disability and survivors' benefits. The following table shows the percentage value for each year of service credit earned:

<u>Class, Initial Enrollment, and Retirement Age/Years of Service</u>	<u>Percent Value</u>
Regular Members Initially Enrolled Before July 1, 2011	
Retirement up to age 62 or up to 30 years of service	1.60
Retirement at age 63 or with 31 years of service	1.63
Retirement at age 64 or with 32 years of service	1.65
Retirement at age 65 or with 33 or more years of service	1.68
Regular Members Initially Enrolled On or After July 1, 2011	
Retirement up to age 65 or up to 33 years of service	1.60
Retirement at age 66 or with 34 years of service	1.63
Retirement at age 67 or with 35 years of service	1.65
Retirement at age 68 or with 36 or more years of service	1.68
Elected County Officers	3.00
Senior Management Service	2.00

As provided in Section 121.101, Florida Statutes, if the member was initially enrolled in the Plan before July 1, 2011, and all service credit was accrued before July 1, 2011, the annual cost-of-living adjustment is 3 percent per year. If the member was initially enrolled before July 1, 2011, and has service credit on or after July 1, 2011, there is an individually calculated cost-of-living adjustment. The annual cost-of-living adjustment is a proportion of 3 percent determined by dividing the sum of the pre-July 2011 service credit by the total service credit at retirement multiplied by 3 percent. Plan members initially enrolled on or after July 1, 2011, will not have a cost-of-living adjustment after retirement.

Contributions. The Florida Legislature establishes contribution rates for participating employers and employees. Contribution rates during the 2019-20 fiscal year were as follows:

<u>Class</u>	<u>Percent of Gross Salary</u>	
	<u>Employee</u>	<u>Employer (1)</u>
FRS, Regular	3.00	8.47
FRS, Elected County Officers	3.00	48.82
FRS, Senior Management Service	3.00	25.41
DROP – Applicable to Members from All of the Above Classes	0.00	14.60
FRS, Reemployed Retiree	(2)	(2)

(1) Employer rates include 1.66 percent for the postemployment health insurance subsidy. Also, employer rates, other than for DROP participants, include 0.06 percent for administrative costs of the Investment Plan.

(2) Contribution rates are dependent upon retirement class in which reemployed.

The District's contributions to the Plan totaled \$1,355,550 for the fiscal year ended June 30, 2020.

Pension Liabilities, Pension Expense, and Deferred Outflows of Resources and Deferred Inflows of Resources Related to Pensions. At June 30, 2020, the District reported a liability of \$15,411,671 for its proportionate share of the Plan's net pension liability. The net pension liability was measured as of June 30, 2019, and the total pension liability used to calculate the net pension liability was determined by an actuarial valuation as of July 1, 2019. The District's proportionate share of the net pension liability was based on the District's 2018-19 fiscal year contributions relative to the total 2018-19 fiscal year contributions of all participating members. At June 30, 2019, the District's proportionate share was 0.044751143 percent, which was an increase of 0.001275332 from its proportionate share measured as of June 30, 2018.

For the fiscal year ended June 30, 2020, the District recognized the Plan pension expense of \$3,756,611. In addition, the District reported deferred outflows of resources and deferred inflows of resources related to pensions from the following sources:

<u>Description</u>	<u>Deferred Outflows of Resources</u>	<u>Deferred Inflows of Resources</u>
Differences Between Expected and Actual Experience	\$ 914,110	\$ 9,564
Change of Assumptions	3,958,380	-
Net Difference Between Projected and Actual Earnings on FRS Pension Plan Investments	-	852,654
Changes in Proportion and Differences Between District FRS Contributions and Proportionate Share of Contributions	261,198	678,224
District FRS Contributions Subsequent to the Measurement Date	1,355,550	-
Total	<u>\$ 6,489,238</u>	<u>\$ 1,540,442</u>

The deferred outflows of resources related to pensions resulting from District contributions to the Plan subsequent to the measurement date, totaling \$1,355,550, will be recognized as a reduction of the net pension liability in the fiscal year ending June 30, 2021. Other amounts reported as deferred outflows of resources and deferred inflows of resources related to pensions will be recognized in pension expense as follows:

<u>Fiscal Year Ending June 30</u>	<u>Amount</u>
2021	\$ 1,334,021
2022	292,159
2023	946,496
2024	738,145
2025	215,097
Thereafter	67,328
Total	\$ 3,593,246

Actuarial Assumptions. The total pension liability in the July 1, 2019, actuarial valuation was determined using the following actuarial assumptions, applied to all periods included in the measurement:

Inflation	2.60 percent
Salary Increases	3.25 percent, average, including inflation
Investment Rate of Return	6.90 percent, net of pension plan investment expense, including inflation

Mortality rates were based on the PUB-2010 base table, projected generationally with Scale MP-2018. This is a change from the prior year mortality assumption which was based on the Generational RP-2000 with Projection Scale BB tables.

The actuarial assumptions used in the July 1, 2019, valuation were based on the results of an actuarial experience study for the period July 1, 2013, through June 30, 2018.

The long-term expected rate of return on pension plan investments was not based on historical returns, but instead is based on a forward-looking capital market economic model. The allocation policy's description of each asset class was used to map the target allocation to the asset classes shown below. Each asset class assumption is based on a consistent set of underlying assumptions and includes an adjustment for the inflation assumption. The target allocation and best estimates of arithmetic and geometric real rates of return for each major asset class are summarized in the following table:

<u>Asset Class</u>	<u>Target Allocation (1)</u>	<u>Annual Arithmetic Return</u>	<u>Compound Annual (Geometric) Return</u>	<u>Standard Deviation</u>
Cash	1%	3.3%	3.3%	1.2%
Fixed Income	18%	4.1%	4.1%	3.5%
Global Equity	54%	8.0%	6.8%	16.5%
Real Estate (Property)	10%	6.7%	6.1%	11.7%
Private Equity	11%	11.2%	8.4%	25.8%
Strategic Investments	6%	5.9%	5.7%	6.7%
Total	100%			
Assumed inflation - Mean			2.6%	1.7%

(1) As outlined in the Plan's investment policy.

Discount Rate. The discount rate used to measure the total pension liability was 6.9 percent. The Plan's fiduciary net position was projected to be available to make all projected future benefit payments of current active and inactive employees. Therefore, the discount rate for calculating the total pension liability is equal to the long-term expected rate of return. The discount rate used in the 2019 valuation was updated from 7 percent to 6.9 percent.

Sensitivity of the District's Proportionate Share of the Net Pension Liability to Changes in the Discount Rate. The following presents the District's proportionate share of the net pension liability calculated using the discount rate of 6.9 percent, as well as what the District's proportionate share of the net pension liability would be if it were calculated using a discount rate that is 1 percentage point lower (5.9 percent) or 1 percentage point higher (7.9 percent) than the current rate:

	1% Decrease (5.9%)	Current Discount Rate (6.9%)	1% Increase (7.9%)
District's Proportionate Share of the Net Pension Liability	\$ 26,641,646	\$ 15,411,671	\$ 6,032,741

Pension Plan Fiduciary Net Position. Detailed information about the Plan's fiduciary net position is available in the separately issued FRS Pension Plan and Other State Administered Systems Comprehensive Annual Financial Report.

Payables to the Pension Plan. At June 30, 2020, the District reported a payable of \$342,481.18 for the outstanding amount of contributions to the Plan required for the fiscal year ended June 30, 2020.

HIS Pension Plan

Plan Description. The HIS Pension Plan (HIS Plan) is a cost-sharing multiple-employer defined benefit pension plan established under Section 112.363, Florida Statutes, and may be amended by the Florida Legislature at any time. The benefit is a monthly payment to assist retirees of State-administered retirement systems in paying their health insurance costs and is administered by the Florida Department of Management Services, Division of Retirement.

Benefits Provided. For the fiscal year ended June 30, 2020, eligible retirees and beneficiaries received a monthly HIS payment of \$5 for each year of creditable service completed at the time of retirement, with a minimum HIS payment of \$30 and a maximum HIS payment of \$150 per month, pursuant to Section 112.363, Florida Statutes. To be eligible to receive a HIS Plan benefit, a retiree under a State-administered retirement system must provide proof of health insurance coverage, which may include Federal Medicare.

Contributions. The HIS Plan is funded by required contributions from FRS participating employers as set by the Florida Legislature. Employer contributions are a percentage of gross compensation for all active FRS members. For the fiscal year ended June 30, 2020, the contribution rate was 1.66 percent of payroll pursuant to Section 112.363, Florida Statutes. The District contributed 100 percent of its statutorily required contributions for the current and preceding 3 years. HIS Plan contributions are deposited in a separate trust fund from which payments are authorized.

HIS Plan benefits are not guaranteed and are subject to annual legislative appropriation. In the event the legislative appropriation or available funds fail to provide full subsidy benefits to all participants, benefits may be reduced or canceled.

The District's contributions to the HIS Plan totaled \$293,711 for the fiscal year ended June 30, 2020.

Pension Liabilities, Pension Expense, and Deferred Outflows of Resources and Deferred Inflows of Resources Related to Pensions. At June 30, 2020, the District reported a net pension liability of \$5,973,422 for its proportionate share of the HIS Plan's net pension liability. The current portion of the net pension liability is the District's proportionate share of benefit payments expected to be paid within 1 year, net of the District's proportionate share of the HIS Plan's fiduciary net position available to pay that amount. The net pension liability was measured as of June 30, 2019, and the total pension liability used to calculate the net pension liability was determined by an actuarial valuation as of July 1, 2018, and update procedures were used to determine the net pension liability as of June 30, 2019. The District's proportionate share of the net pension liability was based on the District's 2018-19 fiscal year contributions relative to the total 2018-19 fiscal year contributions of all participating members. At June 30, 2019, the District's proportionate share was 0.053386563 percent, which was an increase of 0.00047076 from its proportionate share measured as of June 30, 2018.

For the fiscal year ended June 30, 2020, the District recognized the HIS Plan pension expense of \$424,721. In addition, the District reported deferred outflows of resources and deferred inflows of resources related to pensions from the following sources:

<u>Description</u>	<u>Deferred Outflows of Resources</u>	<u>Deferred Inflows of Resources</u>
Differences Between Expected and Actual Experience	\$ 72,553	\$ 7,314
Change of Assumptions	691,665	488,220
Net Difference Between Projected and Actual Earnings on HIS Pension Plan Investments	3,854	-
Changes in Proportion and Differences Between District HIS Contributions and Proportionate Share of Contributions	118,813	316,234
District HIS Contributions Subsequent to the Measurement Date	293,711	-
Total	<u>\$ 1,180,596</u>	<u>\$ 811,768</u>

The deferred outflows of resources related to pensions resulting from District contributions to the HIS Plan subsequent to the measurement date, totaling \$293,711, will be recognized as a reduction of the net pension liability in the fiscal year ending June 30, 2021. Other amounts reported as deferred outflows of resources and deferred inflows of resources related to pensions will be recognized in pension expense as follows:

<u>Fiscal Year Ending June 30</u>	<u>Amount</u>
2021	\$ 83,886
2022	36,060
2023	10,077
2024	(82,144)
2025	(18,435)
Thereafter	45,673
Total	\$ 75,117

Actuarial Assumptions. The total pension liability in the July 1, 2018, actuarial valuation was determined using the following actuarial assumptions, applied to all periods included in the measurement:

Inflation	2.60 percent
Salary Increases	3.25 percent, average, including inflation
Municipal Bond Rate	3.50 percent

Mortality rates were based on the Generational RP-2000 with Projection Scale BB.

While an experience study had not been completed for the HIS Plan, the actuarial assumptions that determined the total pension liability for the HIS Plan were based on certain results of the most recent experience study for the FRS Plan.

Discount Rate. The discount rate used to measure the total pension liability was 3.5 percent. In general, the discount rate for calculating the total pension liability is equal to the single rate equivalent to discounting at the long-term expected rate of return for benefit payments prior to the projected depletion date. Because the HIS benefit is essentially funded on a pay-as-you-go basis, the depletion date is considered to be immediate, and the single equivalent discount rate is equal to the municipal bond rate selected by the HIS Plan sponsor. The Bond Buyer General Obligation 20-Bond Municipal Bond Index was adopted as the applicable municipal bond index. The discount rate changed from 3.87 percent to 3.5 percent.

Sensitivity of the District's Proportionate Share of the Net Pension Liability to Changes in the Discount Rate. The following presents the District's proportionate share of the net pension liability calculated using the discount rate of 3.5 percent, as well as what the District's proportionate share of the net pension liability would be if it were calculated using a discount rate that is 1 percentage point lower (2.5 percent) or 1 percentage point higher (4.5 percent) than the current rate:

	<u>1% Decrease (2.5%)</u>	<u>Current Discount Rate (3.5%)</u>	<u>1% Increase (4.5%)</u>
District's Proportionate Share of the Net Pension Liability	\$ 6,818,968	\$ 5,973,422	\$ 5,269,179

Pension Plan Fiduciary Net Position. Detailed information about the HIS Plan's fiduciary net position is available in the separately issued FRS Pension Plan and Other State Administered Systems Comprehensive Annual Financial Report.

Payables to the Pension Plan. At June 30, 2020, the District reported a payable of \$46,389.26 for the outstanding amount of contributions to the HIS Plan required for the fiscal year ended June 30, 2020.

2. FRS – Defined Contribution Pension Plan

The SBA administers the defined contribution plan officially titled the FRS Investment Plan (Investment Plan). The Investment Plan is reported in the SBA's annual financial statements and in the State's Comprehensive Annual Financial Report.

As provided in Section 121.4501, Florida Statutes, eligible FRS members may elect to participate in the Investment Plan in lieu of the FRS defined benefit plan. District employees participating in DROP are not eligible to participate in the Investment Plan. Employer and employee contributions, including amounts contributed to individual member's accounts, are defined by law, but the ultimate benefit depends in part on the performance of investment funds. Retirement benefits are based upon the value of the member's account upon retirement. Benefit terms, including contribution requirements, for the Investment Plan are established and may be amended by the Florida Legislature. The Investment Plan is funded with the same employer and employee contribution rates that are based on salary and membership class (Regular, Elected County Officers, etc.), as the FRS defined benefit plan. Contributions are directed to individual member accounts and the individual members allocate contributions and account balances among various approved investment choices. Costs of administering the Investment Plan, including the FRS Financial Guidance Program, are funded through an employer contribution of 0.06 percent of payroll and by forfeited benefits of Investment Plan members. Allocations to the Investment Plan member accounts during the 2019-20 fiscal year were as follows:

<u>Class</u>	<u>Percent of Gross Compensation</u>
FRS, Regular	6.30
FRS, Elected County Officers	11.34
FRS, Senior Management Service	7.67

For all membership classes, employees are immediately vested in their own contributions and are vested after 1 year of service for employer contributions and investment earnings, regardless of membership class. If an accumulated benefit obligation for service credit originally earned under the FRS Pension Plan is transferred to the Investment Plan, the member must have the years of service required for FRS Pension Plan vesting (including the service credit represented by the transferred funds) to be vested for these funds and the earnings on the funds. Nonvested employer contributions are placed in a suspense account for up to 5 years. If the employee returns to FRS-covered employment within the 5-year period, the employee will regain control over their account. If the employee does not return within the 5-year period, the employee will forfeit the accumulated account balance. For the fiscal year ended June 30, 2020, the information for the amount of forfeitures was unavailable from the SBA; however, management believes that these amounts, if any, would be immaterial to the District.

After termination and applying to receive benefits, the member may rollover vested funds to another qualified plan, structure a periodic payment under the Investment Plan, receive a lump-sum distribution, leave the funds invested for future distribution, or any combination of these options. Disability coverage is provided in which the member may either transfer the account balance to the FRS Pension Plan when approved for disability retirement to receive guaranteed lifetime monthly benefits under the FRS Pension Plan or remain in the Investment Plan and rely upon that account balance for retirement income.

The District's Investment Plan pension expense totaled \$183,621.39 for the fiscal year ended June 30, 2020.

Payables to the Investment Plan. At June 30, 2020, the District reported a payable of \$44,961.16 for the outstanding amount of contributions to the Investment Plan required for the fiscal year ended June 30, 2020.

E. Other Postemployment Benefit Obligations

Plan Description. The Other Postemployment Benefits Plan (OPEB Plan) is a single-employer defined benefit plan administered by the District. Pursuant to Section 112.0801, Florida Statutes, former employees who retire from the District are eligible to participate in the District's health and hospitalization plan for medical and prescription drug coverage. The District subsidizes the premium rates paid by retirees by allowing them to participate in the OPEB Plan at reduced or blended group (implicitly subsidized) premium rates for both active and retired employees. These rates provide an implicit subsidy for retirees because retiree healthcare costs are generally greater than active employee healthcare costs. The District does not offer any explicit subsidies for retiree coverage. Retirees are assumed to enroll in the Federal Medicare program for their primary coverage as soon as they are eligible. The OPEB Plan contribution requirements and benefit terms of the District and the OPEB Plan members are established and may be amended through action from the Board and the Insurance Committee. No assets are accumulated in a trust that meet the criteria in paragraph 4 of GASB Statement No. 75.

Benefits Provided. The OPEB Plan provides healthcare insurance benefits for retirees and their dependents. The OPEB Plan only provides an implicit subsidy as described above.

Employees Covered by Benefit Terms. At June 30, 2019, the following employees were covered by the benefit terms:

Inactive Employees or Beneficiaries Currently Receiving Benefits	89
Active Employees	<u>312</u>
Total	<u>401</u>

Total OPEB Liability. The District's total OPEB liability of \$6,659,934 was measured as of June 30, 2019, and was determined by an actuarial valuation as of June 30, 2018, and update procedures were used to determine the total OPEB liability as of June 30, 2019.

Actuarial Assumptions and Other Inputs. The total OPEB liability was determined using the following actuarial assumptions and other inputs, applied to all periods included in the measurement, unless otherwise specified:

Inflation	2.5 percent
Salary Increases	3.6 percent – 8 percent, including inflation
Discount Rate	3.13 percent
Healthcare Cost Trend Rates	Based on the Getzen Model, with trend rates starting at 6.75 percent in 2019 and gradually decreasing to an ultimate trend rate of 4.24 percent plus 0.3 percent increase for excise tax.
Aging Factors	Based on the 2013 SOA Study “Health Care Costs – From Birth to Death.”
Expenses	Administrative expenses are included in the per capita health costs.

For plans that do not have formal assets, the discount rate should equal the tax-exempt municipal bond rate based on an index of 20-year general obligation bonds with an average AA credit rating as of the measurement date. For the purpose of the OPEB Plan actuarial valuation, the municipal bond rate of 3.13 percent was based on the daily rate of Fidelity’s 20-Year Municipal General Obligation AA Index closest to but not later than the measurement date.

Demographic assumptions employed in the actuarial valuation were the same as those employed in the July 1, 2019, actuarial valuation of the FRS Defined Benefit Pension Plan. These demographic assumptions were developed by FRS from an actuarial experience study, and therefore are appropriate for use in the OPEB Plan actuarial valuation. These include assumed rates of future termination, mortality, disability, and retirement. In addition, salary increase assumptions (for development of the pattern of the normal cost increases) were the same as those used in the July 1, 2019, actuarial valuation of the FRS Defined Benefit Pension Plan. Assumptions used in valuation of benefits for participants of the FRS Investment Plan are the same as for similarly situated participants of the FRS Defined Benefit Pension Plan.

Changes in the Total OPEB Liability.

	<u>Amount</u>
Balance at June 30, 2019	\$ 5,955,047
Changes for the year:	
Service Cost	169,819
Interest	218,127
Changes of Assumptions or Other Inputs	515,448
Benefit Payments	<u>(198,507)</u>
Net Changes	<u>704,887</u>
Balance at June 30, 2020	<u>\$ 6,659,934</u>

The changes of assumptions or other inputs was based on the following:

- The discount rate was changed from 3.62 percent as of June 20, 2018, to 3.13 percent as of June 30, 2019.
- Changes in demographic assumptions, including rates of salary increases, retirement, withdrawal, mortality, and disability, were developed in a Statewide experience study conducted by the FRS covering the period 2013 through 2018 and adopted for its July 1, 2019, valuation.

Sensitivity of the Total OPEB Liability to Changes in the Discount Rate. The following table presents the total OPEB liability of the District, as well as what the District's total OPEB liability would be if it were calculated using a discount rate that is 1 percentage point lower (2.13 percent) or 1 percentage point higher (4.13 percent) than the current rate:

	1% Decrease (2.13%)	Current Discount Rate (3.13%)	1% Increase (4.13%)
Total OPEB Liability	\$ 7,773,711	\$ 6,659,934	\$ 5,750,683

Sensitivity of the Total OPEB Liability to Changes in the Healthcare Cost Trend Rates. The following table presents the total OPEB liability of the District, as well as what the District's total OPEB liability would be if it were calculated using healthcare cost trend rates that are 1 percentage point lower (5.75 percent decreasing to 3.54 percent) or 1 percentage point higher (7.75 percent decreasing to 5.54 percent) than the current healthcare cost trend rates:

	1% Decrease (5.75% decreasing to 3.54%)	Healthcare Cost Trend Rates (6.75% decreasing to 4.54%)	1% Increase (7.75% decreasing to 5.54%)
Total OPEB Liability	\$ 5,525,207	\$ 6,659,934	\$ 8,141,741

OPEB Expense and Deferred Outflows of Resources and Deferred Inflows of Resources Related to OPEB. For the fiscal year ended June 30, 2020, the District recognized OPEB expense of \$76,616. At June 30, 2020, the District reported deferred outflows of resources and deferred inflows of resources related to OPEB from the following sources:

<u>Description</u>	<u>Deferred Outflows of Resources</u>	<u>Deferred Inflows of Resources</u>
Differences Between Expected and Actual Experience	\$ -	\$ 576,167
Changes of Assumptions or Other Inputs	458,805	1,951,156
Benefits Paid Subsequent to the Measurement Date	198,587	-
Total	\$ 657,392	\$ 2,527,323

The amount reported as deferred outflows of resources related to OPEB, totaling \$198,587, resulting from benefits paid subsequent to the measurement date and before the end of the fiscal year will be included as a reduction of the total OPEB liability in the fiscal year ending June 30, 2021. Other amounts reported as deferred outflows of resources and deferred inflows of resources related to OPEB will be recognized in OPEB expense as follows:

<u>Fiscal Year Ending June 30</u>	<u>Amount</u>
2021	\$ (311,330)
2022	(311,330)
2023	(311,330)
2024	(311,330)
2025	(311,330)
Thereafter	<u>(511,868)</u>
Total	<u><u>\$ (2,068,518)</u></u>

F. Risk Management Programs

The District is exposed to various risks of loss related to torts; theft of, damage to, and destruction of assets; errors and omissions; injuries to employees; and natural disasters. The Holmes County District School Board is a member of the Panhandle Area Educational Consortium – Risk Management Consortium (Consortium) under which several district school boards have established a combined limited self-insurance program for property protection, general liability, automobile liability, workers’ compensation, sabotage and terrorism, cyber liability, employee dishonesty, equipment breakdown, and other coverage deemed necessary by the members of the Consortium. Section 1001.42(12)(k), Florida Statutes, provides the authority for the District to enter into such a risk management program. The Consortium is self-sustaining through member assessments (premiums), and purchases coverage through commercial companies for claims in excess of specified amounts. The Board of Directors for the Consortium is composed of superintendents of all participating districts. The Washington County District School Board serves as fiscal agent for the Consortium.

Health and hospitalization coverage are being provided through purchased commercial insurance, with minimum deductibles for each line of coverage.

Settled claims resulting from these risks have not exceeded commercial coverage in any of the past 3 fiscal years.

G. Long-Term Liabilities

1. Installment-Purchase Payable

The class and account of property being acquired under installment-purchase is as follows:

	<u>Asset Balances</u>
Motor Vehicles	<u>\$ 991,690</u>

Future minimum installment-purchase payments and the present value of the minimum installment-purchase payments as of June 30 are as follows:

<u>Fiscal Year Ending June 30</u>	<u>Total</u>	<u>Principal</u>	<u>Interest</u>
2021	\$ 212,807.31	\$ 198,083.33	\$ 14,723.98
2022	<u>212,807.32</u>	<u>205,313.38</u>	<u>7,493.94</u>
Total Minimum Lease Payments	<u>\$ 425,614.63</u>	<u>\$ 403,396.71</u>	<u>\$ 22,217.92</u>

The stated interest rate is 3.65 percent.

2. Bonds Payable

Bonds payable at June 30, 2020, are as follows:

<u>Bond Type</u>	<u>Amount Outstanding</u>	<u>Interest Rate (Percent)</u>	<u>Annual Maturity To</u>
State School Bonds:			
Series 2020A, Refunding	<u>\$ 81,000</u>	5	2022

These bonds are issued by the SBE on behalf of the District. The bonds mature serially and are secured by a pledge of the District's portion of the State-assessed motor vehicle license tax. The State's full faith and credit is also pledged as security for these bonds. Principal and interest payments, investment of debt service fund resources, and compliance with reserve requirements are administered by the SBE and the SBA.

Annual requirements to amortize all bonded debt outstanding as of June 30, 2020, are as follows:

<u>Fiscal Year Ending June 30</u>	<u>Total</u>	<u>Principal</u>	<u>Interest</u>
State School Bonds:			
2021	\$ 50,903.39	\$ 47,000.00	\$ 3,903.39
2022	<u>35,700.00</u>	<u>34,000.00</u>	<u>1,700.00</u>
Total State School Bonds	<u>\$ 86,603.39</u>	<u>\$ 81,000.00</u>	<u>\$ 5,603.39</u>

3. Defeased Debt

On January 14, 2020, the FDOE issued SBE, Capital Outlay Refunding Bonds, Series 2020A. The District's portion of these bonds totaled \$81,000 and was used to refund \$85,000 of the District's callable portion of the Series 2010A bonds maturing in the years 2020 through 2021. The \$85,000 principal amount of the Series 2010A bonds was considered defeased in substance and the liability was removed from the government-wide financial statements as of June 30, 2020.

4. Changes in Long-Term Liabilities

The following is a summary of changes in long-term liabilities:

<u>Description</u>	<u>Beginning Balance</u>	<u>Additions</u>	<u>Deductions</u>	<u>Ending Balance</u>	<u>Due In One Year</u>
GOVERNMENTAL ACTIVITIES					
Installment-Purchase Payable	\$ 594,504.60	\$ -	\$ 191,107.89	\$ 403,396.71	\$ 198,083.33
Bonds Payable	165,000.00	81,000.00	165,000.00	81,000.00	47,000.00
Compensated Absences Payable	2,417,107.77	499,032.50	134,252.63	2,781,887.64	145,013.99
Net Pension Liability	18,695,808.00	12,543,221.00	9,853,936.00	21,385,093.00	101,352.00
Total OPEB Liability	<u>5,955,047.00</u>	<u>903,394.00</u>	<u>198,507.00</u>	<u>6,659,934.00</u>	<u>198,587.00</u>
Total Governmental Activities	<u>\$ 27,827,467.37</u>	<u>\$ 14,026,647.50</u>	<u>\$ 10,542,803.52</u>	<u>\$ 31,311,311.35</u>	<u>\$ 690,036.32</u>

For the governmental activities, compensated absences, pensions, and other postemployment benefits are generally liquidated with resources of the General Fund.

H. Fund Balance Reporting

In addition to committed and assigned fund balance categories discussed in Note I.F.10., fund balances may be classified as follows:

- **Nonspendable Fund Balance**. Nonspendable fund balance is the net current financial resources that cannot be spent because they are either not in spendable form or are legally or contractually required to be maintained intact. Generally, not in spendable form means that an item is not expected to be converted to cash.
- **Restricted Fund Balance**. Restricted fund balance is the portion of fund balance on which constraints have been placed by creditors, grantors, contributors, laws or regulations of other governments, constitutional provisions, or enabling legislation. Restricted fund balance places the most binding level of constraint on the use of fund balance.
- **Unassigned Fund Balance**. The unassigned fund balance is the portion of fund balance that is the residual classification for the General Fund. This balance represents amounts that have not been assigned to other funds and that have not been restricted, committed, or assigned for specific purposes.

I. Interfund Receivables and Payables

The following is a summary of interfund receivables and payables reported in the fund financial statements:

<u>Funds</u>	<u>Interfund</u>	
	<u>Receivables</u>	<u>Payables</u>
Major:		
General	\$ 288,226.72	\$ -
Special Revenue:		
Other	-	287,372.84
Nonmajor Governmental	-	853.88
Total	<u>\$ 288,226.72</u>	<u>\$ 288,226.72</u>

The interfund receivables and payables represent loans to finance expenditures paid by the General Fund on behalf of the Special Revenue – Other Fund and the nonmajor Capital Projects – Local Capital Improvement Fund.

J. Revenues

1. Schedule of State Revenue Sources

The following is a schedule of the District's State revenue sources for the 2019-20 fiscal year:

<u>Source</u>	<u>Amount</u>
Florida Education Finance Program	\$ 19,023,689.00
Categorical Educational Program - Class Size Reduction	3,067,414.00
Voluntary Prekindergarten Program	197,565.98
Motor Vehicle License Tax (Capital Outlay and Debt Service)	117,223.32
Educational Facilities Security Grant	55,490.00
Food Service Supplement	23,736.00
State License Tax	10,148.39
Discretionary Lottery Funds	2,833.00
Miscellaneous	380,545.59
Total	\$ 22,878,645.28

Accounting policies relating to certain State revenue sources are described in Note I.G.2.

2. Property Taxes

The following is a summary of millages and taxes levied on the 2019 tax roll for the 2019-20 fiscal year:

	<u>Millages</u>	<u>Taxes Levied</u>
General Fund		
Nonvoted School Tax:		
Required Local Effort	3.806	\$ 2,015,850.39
Prior Period Funding Adjustment	0.009	4,766.86
Basic Discretionary Local Effort	0.748	396,178.69
Capital Projects - Local Capital Improvement Fund		
Nonvoted Tax:		
Local Capital Improvements	1.500	794,475.98
Total	6.063	\$ 3,211,271.92

K. Interfund Transfers

The following is a summary of interfund transfers reported in the fund financial statements:

<u>Funds</u>	<u>Interfund</u>	
	<u>Transfers In</u>	<u>Transfers Out</u>
Major:		
General	\$ 1,341,170.54	\$ -
Capital Projects:		
Other	-	351,704.91
Nonmajor Governmental	-	773,505.27
Internal Service	-	215,960.36
Total	\$ 1,341,170.54	\$ 1,341,170.54

The transfers to the General Fund were primarily reimbursements for capital outlay, maintenance, and security-related expenditures, and to cover the payment of the installment-purchase payable. The transfer from the Internal Service Fund was for terminal leave payments.

OTHER REQUIRED SUPPLEMENTARY INFORMATION

Budgetary Comparison Schedule General and Major Special Revenue Funds For the Fiscal Year Ended June 30, 2020

	General Fund			Variance with Final Budget - Positive (Negative)
	Original Budget	Final Budget	Actual	
Revenues				
Intergovernmental:				
Federal Direct	\$ 65,000.00	\$ 62,287.34	\$ 62,287.34	\$ -
Federal Through State and Local	150,000.00	207,542.76	207,542.76	-
State	22,750,837.00	22,683,902.45	22,683,902.45	-
Local:				
Property Taxes	2,325,000.00	2,351,842.60	2,351,842.60	-
Miscellaneous	328,000.00	363,975.45	363,975.45	-
Total Local Revenues	2,653,000.00	2,715,818.05	2,715,818.05	-
Total Revenues	25,618,837.00	25,669,550.60	25,669,550.60	-
Expenditures				
Current - Education:				
Instruction	14,245,678.14	14,747,668.55	14,747,668.55	-
Student Support Services	882,976.48	840,861.53	840,861.53	-
Instructional Media Services	632,445.00	681,651.73	681,651.73	-
Instruction and Curriculum Development Services	772,765.00	786,532.35	786,532.35	-
Instructional Staff Training Services	237,936.00	158,588.80	158,588.80	-
Instruction-Related Technology	316,075.69	467,882.08	467,882.08	-
Board	273,561.00	246,228.62	246,228.62	-
General Administration	213,020.00	214,377.92	214,377.92	-
School Administration	1,837,328.00	1,865,853.24	1,865,853.24	-
Facilities Acquisition and Construction	85,000.00	84,899.15	84,899.15	-
Fiscal Services	358,429.00	357,881.82	357,881.82	-
Food Services	-	2,798.77	2,798.77	-
Central Services	466,607.00	502,630.42	502,630.42	-
Student Transportation Services	1,333,343.61	1,155,095.86	1,155,095.86	-
Operation of Plant	3,096,142.29	3,208,779.11	3,208,779.11	-
Maintenance of Plant	3,798,046.19	1,572,046.74	1,572,046.74	-
Administrative Technology Services	42,600.00	439,538.85	439,538.85	-
Community Services	-	479.24	479.24	-
Debt Service:				
Principal	-	191,107.89	191,107.89	-
Interest and Fiscal Charges	-	21,699.42	21,699.42	-
Total Expenditures	28,591,953.40	27,546,602.09	27,546,602.09	-
Deficiency of Revenues Over Expenditures	(2,973,116.40)	(1,877,051.49)	(1,877,051.49)	-
Other Financing Sources				
Transfers In	3,149,164.88	1,341,170.54	1,341,170.54	-
Loss Recoveries	-	436,837.46	436,837.46	-
Total Other Financing Sources	3,149,164.88	1,778,008.00	1,778,008.00	-
Net Change in Fund Balances	176,048.48	(99,043.49)	(99,043.49)	-
Fund Balances, Beginning	1,287,036.89	1,287,036.89	1,287,036.89	-
Fund Balances, Ending	\$ 1,463,085.37	\$ 1,187,993.40	\$ 1,187,993.40	\$ 0.00

Special Revenue - Other Fund

<u>Original Budget</u>	<u>Final Budget</u>	<u>Actual</u>	<u>Variance with Final Budget - Positive (Negative)</u>
\$ -	\$ -	\$ -	\$ -
2,501,574.00	2,504,546.36	2,504,546.36	-
-	-	-	-
-	-	-	-
-	371.09	371.09	-
-	371.09	371.09	-
<u>2,501,574.00</u>	<u>2,504,917.45</u>	<u>2,504,917.45</u>	<u>-</u>
1,885,751.30	1,908,145.12	1,908,145.12	-
125,334.00	100,215.51	100,215.51	-
-	-	-	-
256,853.00	202,430.25	202,430.25	-
123,830.00	179,838.20	179,838.20	-
-	-	-	-
-	-	-	-
90,418.70	99,623.34	99,623.34	-
-	-	-	-
-	-	-	-
-	-	-	-
-	-	-	-
1,000.00	-	-	-
18,387.00	14,215.03	14,215.03	-
-	450.00	450.00	-
-	-	-	-
-	-	-	-
-	-	-	-
-	-	-	-
-	-	-	-
<u>2,501,574.00</u>	<u>2,504,917.45</u>	<u>2,504,917.45</u>	<u>-</u>
-	-	-	-
-	-	-	-
-	-	-	-
-	-	-	-
-	-	-	-
<u>\$ 0.00</u>	<u>\$ 0.00</u>	<u>\$ 0.00</u>	<u>\$ 0.00</u>

**Schedule of Changes in the District's
Total OPEB Liability and Related Ratios**

	<u>2020</u>	<u>2019</u>	<u>2018</u>
Total OPEB Liability			
Service Cost	\$ 169,819	\$ 252,588	\$ 298,529
Interest	218,127	294,035	258,489
Difference Between Expected and Actual Experience	-	(738,467)	-
Changes of Assumptions or Other Inputs	515,448	(1,747,787)	(871,773)
Benefit Payments	<u>(198,507)</u>	<u>(224,312)</u>	<u>(240,213)</u>
Net Change in Total OPEB Liability	<u>704,887</u>	<u>(2,163,943)</u>	<u>(554,968)</u>
Total OPEB Liability - Beginning	<u>5,955,047</u>	<u>8,118,990</u>	<u>8,673,958</u>
Total OPEB Liability - Ending	<u>\$ 6,659,934</u>	<u>\$ 5,955,047</u>	<u>\$ 8,118,990</u>
Covered-Employee Payroll	\$ 17,297,155	\$ 16,793,354	\$ 12,116,253
Total OPEB Liability as a Percentage of Covered-Employee Payroll	38.50%	35.46%	67.01%

**Schedule of the District's Proportionate Share
of the Net Pension Liability –
Florida Retirement System Pension Plan (1)**

	<u>2019</u>	<u>2018</u>	<u>2017</u>	<u>2016</u>	<u>2015</u>	<u>2014</u>	<u>2013</u>
District's Proportion of the FRS Net Pension Liability	0.044751143%	0.043475811%	0.046282162%	0.048704436%	0.050617059%	0.051665204%	0.046247981%
District's Proportionate Share of the FRS Net Pension Liability	\$ 15,411,671	\$ 13,095,140	\$ 13,689,953	\$ 12,297,908	\$ 6,537,872	\$ 3,152,337	\$ 7,961,336
District's Covered Payroll	\$ 17,904,061	\$ 17,398,263	\$ 17,695,394	\$ 17,627,690	\$ 16,952,459	\$ 17,268,816	\$ 16,142,015
District's Proportionate Share of the FRS Net Pension Liability as a Percentage of Its Covered Payroll	86.08%	75.27%	77.36%	69.76%	38.57%	18.25%	49.32%
FRS Plan Fiduciary Net Position as a Percentage of the Total Pension Liability	82.61%	84.26%	83.89%	84.88%	92.00%	96.09%	88.54%

(1) The amounts presented for each fiscal year were determined as of June 30.

**Schedule of District Contributions –
Florida Retirement System Pension Plan (1)**

	<u>2020</u>	<u>2019</u>	<u>2018</u>	<u>2017</u>	<u>2016</u>	<u>2015</u>	<u>2014</u>
Contractually Required FRS Contribution	\$ 1,355,550	\$ 1,387,828	\$ 1,239,026	\$ 1,204,839	\$ 1,187,735	\$ 1,234,087	\$ 1,131,687
FRS Contributions in Relation to the Contractually Required Contribution	<u>(1,355,550)</u>	<u>(1,387,828)</u>	<u>(1,239,026)</u>	<u>(1,204,839)</u>	<u>(1,187,735)</u>	<u>(1,234,087)</u>	<u>(1,131,687)</u>
FRS Contribution Deficiency (Excess)	\$ -	\$ -	\$ -	\$ -	\$ -	\$ -	\$ -
District's Covered Payroll	\$ 17,693,451	\$ 17,904,061	\$ 17,398,263	\$ 17,695,394	\$ 17,627,690	\$ 16,952,459	\$ 17,268,816
FRS Contributions as a Percentage of Covered Payroll	7.66%	7.75%	7.12%	6.81%	6.74%	7.28%	6.55%

(1) The amounts presented for each fiscal year were determined as of June 30.

**Schedule of the District's Proportionate Share
of the Net Pension Liability –
Health Insurance Subsidy Pension Plan (1)**

	2019	2018	2017	2016	2015	2014	2013
District's Proportion of the HIS Net Pension Liability	0.053386563%	0.052915803%	0.054784847%	0.056844589%	0.055891073%	0.058112640%	0.055565903%
District's Proportionate Share of the HIS Net Pension Liability	\$ 5,973,422	\$ 5,600,668	\$ 5,857,849	\$ 6,625,001	\$ 5,700,010	\$ 5,433,674	\$ 4,837,742
District's Covered Payroll	\$ 17,904,061	\$ 17,398,263	\$ 17,695,394	\$ 17,627,690	\$ 16,952,459	\$ 17,268,816	\$ 16,142,015
District's Proportionate Share of the HIS Net Pension Liability as a Percentage of its Covered Payroll	33.36%	32.19%	33.10%	37.58%	33.62%	31.47%	29.97%
HIS Plan Fiduciary Net Position as a Percentage of the Total Pension Liability	2.63%	2.15%	1.64%	0.97%	0.50%	0.99%	1.78%

(1) The amounts presented for each fiscal year were determined as of June 30.

**Schedule of District Contributions –
Health Insurance Subsidy Pension Plan (1)**

	2020	2019	2018	2017	2016	2015	2014
Contractually Required HIS Contribution	\$ 293,711	\$ 295,286	\$ 286,964	\$ 289,937	\$ 291,365	\$ 213,650	\$ 199,074
HIS Contributions in Relation to the Contractually Required Contribution	(293,711)	(295,286)	(286,964)	(289,937)	(291,365)	(213,650)	(199,074)
HIS Contribution Deficiency (Excess)	\$ -	\$ -	\$ -	\$ -	\$ -	\$ -	\$ -
District's Covered Payroll	\$17,693,451	\$17,904,061	\$17,398,263	\$17,695,394	\$17,627,690	\$16,952,459	\$17,268,816
HIS Contributions as a Percentage of Covered Payroll	1.66%	1.65%	1.65%	1.64%	1.65%	1.26%	1.15%

(1) The amounts presented for each fiscal year were determined as of June 30.

NOTES TO REQUIRED SUPPLEMENTARY INFORMATION

1. Budgetary Basis of Accounting

The Board follows procedures established by State law and State Board of Education (SBE) rules in establishing budget balances for governmental funds, as described below:

- Budgets are prepared, public hearings are held, and original budgets are adopted annually for all governmental fund types in accordance with procedures and time intervals prescribed by State law and SBE rules.
- Appropriations are controlled at the object level (e.g., salaries, purchased services, and capital outlay) within each activity (e.g., instruction, student transportation services, and school administration) and may be amended by resolution at any Board meeting prior to the due date for the annual financial report.
- Budgets are prepared using the same modified accrual basis as is used to account for governmental funds.
- Budgetary information is integrated into the accounting system and, to facilitate budget control, budget balances are encumbered when purchase orders are issued. Appropriations lapse at fiscal year end and encumbrances outstanding are honored from the subsequent year's appropriations.

2. Schedule of Changes in the District's Total Other Postemployment Benefits Liability and Related Ratios

No assets are accumulated in a trust that meet the criteria in paragraph 4 of GASB Statement No. 75 to pay related benefits. The June 30, 2020, total OPEB liability increased from the prior fiscal year as a result of changes to assumptions as discussed below:

- The discount rate was changed from 3.62 percent as of June 30, 2018, to 3.13 percent as of June 30, 2019.
- Other changes in demographic assumptions, including rates of salary increases, retirement, withdrawal, mortality, and disability, were developed in a Statewide experience study conducted by the Florida Retirement System covering the period 2013 through 2018 and adopted for its July 1, 2019, valuation.

3. Schedule of Net Pension Liability and Schedule of Contributions – Florida Retirement System Pension Plan

Changes of Assumptions. In 2019, the long-term expected rate of return was decreased from 7 percent to 6.9 percent, and the mortality assumption was changed from the Generational RP-2000 with Projection Scale BB tables to the PUB-2010 base table, projected generationally with Scale MP-2018.

4. Schedule of Net Pension Liability and Schedule of Contributions – Health Insurance Subsidy Pension Plan

Changes of Assumptions. In 2019, the municipal bond rate used to determine total pension liability was decreased from 3.87 percent to 3.5 percent.

THIS PAGE INTENTIONALLY LEFT BLANK

SCHEDULE OF EXPENDITURES OF FEDERAL AWARDS

Holmes County District School Board Schedule of Expenditures of Federal Awards For the Fiscal Year Ended June 30, 2020

Federal Grantor/Pass-Through Grantor/ Program or Cluster	Federal CFDA Number	Pass - Through Entity Identifying Number	Total Expenditures
Clustered			
Child Nutrition Cluster			
United States Department of Agriculture:			
Florida Department of Agriculture and Consumer Services:			
School Breakfast Program	10.553	20002	\$ 489,099.36
National School Lunch Program	10.555	20001, 20003	<u>1,445,075.00</u>
Total Child Nutrition Cluster			<u>1,934,174.36</u>
Special Education Cluster			
United States Department of Education:			
Special Education - Grants to States:			
Florida Department of Education	84.027	263	727,117.53
Washington County District School Board		None	<u>269.98</u>
Total Special Education - Grants to States	84.027		<u>727,387.51</u>
Special Education - Preschool Grants:			
Florida Department of Education	84.173	267	<u>31,367.96</u>
Total Special Education Cluster			<u>758,755.47</u>
Not Clustered			
United States Department of Defense			
Army Junior Reserve Officers Training Corps	12.UNK	N/A	<u>62,287.34</u>
United States Department of Education			
Florida Department of Education:			
Title I Grants to Local Educational Agencies	84.010	212, 226	1,022,715.46
Career and Technical Education - Basic Grants to States	84.048	161	61,076.01
Twenty-First Century Community Learning Centers	84.287	244	403,208.16
Rural Education	84.358	110	37,076.83
Supporting Effective Instruction State Grants	84.367	224	131,103.75
Student Support and Academic Enrichment Program	84.424	241	90,880.66
Hurricane Education Recovery:			
Immediate Aid to Restart School Operations	84.938A	105	22,629.39
Temporary Emergency Impact Aid for Displaced Students	84.938C	106	<u>144,782.00</u>
Total Hurricane Education Recovery	84.938		<u>167,411.39</u>
Washington County District School Board:			
Fund for the Improvement of Education	84.215	None	<u>20,962.09</u>
Total United States Department of Education			<u>1,934,434.35</u>
Total Expenditures of Federal Awards			<u>\$ 4,689,651.52</u>

The accompanying notes are an integral part of this Schedule.

- Notes: (1) Basis of Presentation. The accompanying Schedule of Expenditures of Federal Awards (Schedule) includes the Federal award activity of the Holmes County District School Board under programs of the Federal Government for the fiscal year ended June 30, 2020. The information in this Schedule is presented in accordance with the requirements of Title 2 U.S. *Code of Federal Regulations* Part 200, *Uniform Administrative Requirements, Cost Principles, and Audit Requirements for Federal Awards* (Uniform Guidance). Because the Schedule presents only a selected portion of the operations of the District, it is not intended to and does not present the financial position, changes in net position, or cash flows of the District.
- (2) Summary of Significant Accounting Policies. Expenditures reported on the Schedule are reported on the modified accrual basis of accounting. Such expenditures are recognized following the cost principles contained in the Uniform Guidance, wherein certain types of expenditures are not allowable or are limited as to reimbursement.
- (3) Indirect Cost Rate. The District has not elected to use the 10 percent de minimis cost rate allowed under the Uniform Guidance.
- (4) Noncash Assistance:
- (A) National School Lunch Program – Includes \$125,607.18 of donated food received during the fiscal year. Donated foods are valued at fair value as determined at the time of donation.
- (B) Fund for the Improvement of Education – Represents the amount of library books and tablets received during the fiscal year.
- (5) Hurricane Education Recovery. The District incurred \$167,411.39 in expenditures for the Hurricane Education Recovery grant in the 2018-19 fiscal year.



Sherrill F. Norman, CPA
Auditor General

AUDITOR GENERAL STATE OF FLORIDA

Claude Denson Pepper Building, Suite G74
111 West Madison Street
Tallahassee, Florida 32399-1450



Phone: (850) 412-2722
Fax: (850) 488-6975

The President of the Senate, the Speaker of the
House of Representatives, and the
Legislative Auditing Committee

INDEPENDENT AUDITOR'S REPORT ON INTERNAL CONTROL OVER FINANCIAL REPORTING AND ON COMPLIANCE AND OTHER MATTERS BASED ON AN AUDIT OF FINANCIAL STATEMENTS PERFORMED IN ACCORDANCE WITH *GOVERNMENT AUDITING STANDARDS*

We have audited, in accordance with the auditing standards generally accepted in the United States of America and the standards applicable to financial audits contained in *Government Auditing Standards* issued by the Comptroller General of the United States, the financial statements of the governmental activities, each major fund, and the aggregate remaining fund information of the Holmes County District School Board as of and for the fiscal year ended June 30, 2020, and the related notes to the financial statements, which collectively comprise the District's basic financial statements, and have issued our report thereon dated January 7, 2021, included under the heading **INDEPENDENT AUDITOR'S REPORT**. Our report includes a reference to other auditors who audited the financial statements of the school internal funds, as described in our report on the District's financial statements. This report does not include the results of the other auditors' testing of internal control over financial reporting or compliance and other matters that are reported on separately by those auditors.

Internal Control Over Financial Reporting

In planning and performing our audit of the financial statements, we considered the District's internal control over financial reporting (internal control) as a basis for designing audit procedures that are appropriate in the circumstances for the purpose of expressing our opinions on the financial statements, but not for the purpose of expressing an opinion on the effectiveness of the District's internal control. Accordingly, we do not express an opinion on the effectiveness of the District's internal control.

A *deficiency in internal control* exists when the design or operation of a control does not allow management or employees, in the normal course of performing their assigned functions, to prevent, or detect and correct, misstatements on a timely basis. A *material weakness* is a deficiency, or a combination of deficiencies, in internal control such that there is a reasonable possibility that a material misstatement of the District's financial statements will not be prevented, or detected and corrected on a

timely basis. A *significant deficiency* is a deficiency, or a combination of deficiencies, in internal control that is less severe than a material weakness, yet important enough to merit attention by those charged with governance.

Our consideration of internal control was for the limited purpose described in the first paragraph of this section and was not designed to identify all deficiencies in internal control that might be material weaknesses or significant deficiencies. Given these limitations, during our audit we did not identify any deficiencies in internal control that we consider to be material weaknesses. However, material weaknesses may exist that have not been identified.

Compliance and Other Matters

As part of obtaining reasonable assurance about whether the District's financial statements are free from material misstatement, we performed tests of its compliance with certain provisions of laws, rules, regulations, contracts, and grant agreements, noncompliance with which could have a direct and material effect on the financial statements. However, providing an opinion on compliance with those provisions was not an objective of our audit and, accordingly, we do not express such an opinion. The results of our tests disclosed no instances of noncompliance or other matters that are required to be reported under *Government Auditing Standards*.

Purpose of this Report

The purpose of this report is solely to describe the scope of our testing of internal control and compliance and the results of that testing, and not to provide an opinion on the effectiveness of the District's internal control or on compliance. This report is an integral part of an audit performed in accordance with *Government Auditing Standards* in considering the District's internal control and compliance. Accordingly, this communication is not suitable for any other purpose.

Respectfully submitted,

A handwritten signature in blue ink that reads "Sherrill F. Norman". The signature is fluid and cursive, with the first letters of the first and last names being capitalized and prominent.

Sherrill F. Norman, CPA
Tallahassee, Florida
January 7, 2021



Sherrill F. Norman, CPA
Auditor General

AUDITOR GENERAL STATE OF FLORIDA

Claude Denson Pepper Building, Suite G74
111 West Madison Street
Tallahassee, Florida 32399-1450



Phone: (850) 412-2722
Fax: (850) 488-6975

The President of the Senate, the Speaker of the
House of Representatives, and the
Legislative Auditing Committee

INDEPENDENT AUDITOR'S REPORT ON COMPLIANCE FOR THE MAJOR FEDERAL PROGRAM AND REPORT ON INTERNAL CONTROL OVER COMPLIANCE REQUIRED BY THE UNIFORM GUIDANCE

Report on Compliance for the Major Federal Program

We have audited the Holmes County District School Board's compliance with the types of compliance requirements described in the *OMB Compliance Supplement* that could have a direct and material effect on the District's major Federal program for the fiscal year ended June 30, 2020. The District's major Federal program is identified in **SECTION I – SUMMARY OF AUDITOR'S RESULTS** of the accompanying **SCHEDULE OF FINDINGS AND QUESTIONED COSTS**.

Management's Responsibility

Management is responsible for compliance with Federal statutes, regulations, and the terms and conditions of its Federal awards applicable to its Federal programs.

Auditor's Responsibility

Our responsibility is to express an opinion on compliance for the District's major Federal program based on our audit of the types of compliance requirements referred to above. We conducted our audit of compliance in accordance with auditing standards generally accepted in the United States of America; the standards applicable to financial audits contained in *Government Auditing Standards*, issued by the Comptroller General of the United States; and the audit requirements of Title 2 U.S. *Code of Federal Regulations* Part 200, *Uniform Administrative Requirements, Cost Principles, and Audit Requirements for Federal Awards* (Uniform Guidance). Those standards and the Uniform Guidance require that we plan and perform the audit to obtain reasonable assurance about whether noncompliance with the types of compliance requirements referred to above that could have a direct and material effect on a major Federal program occurred. An audit includes examining, on a test basis, evidence about the District's compliance with those requirements and performing such other procedures as we considered necessary in the circumstances.

We believe that our audit provides a reasonable basis for our opinion on compliance for the major Federal program. However, our audit does not provide a legal determination of the District's compliance.

Opinion on the Major Federal Program

In our opinion, the District complied, in all material respects, with the types of compliance requirements referred to above that could have a direct and material effect on its major Federal program for the fiscal year ended June 30, 2020.

Report on Internal Control Over Compliance

District management is responsible for establishing and maintaining effective internal control over compliance with the types of compliance requirements referred to above. In planning and performing our audit of compliance, we considered the District's internal control over compliance with the types of requirements that could have a direct and material effect on the major Federal program to determine the auditing procedures that are appropriate in the circumstances for the purpose of expressing an opinion on compliance for the major Federal program and to test and report on internal control over compliance in accordance with the Uniform Guidance, but not for the purpose of expressing an opinion on the effectiveness of internal control over compliance. Accordingly, we do not express an opinion on the effectiveness of the District's internal control over compliance.

A deficiency in internal control over compliance exists when the design or operation of a control over compliance does not allow management or employees, in the normal course of performing their assigned functions, to prevent, or detect and correct, noncompliance with a type of compliance requirement of a Federal program on a timely basis. *A material weakness in internal control over compliance* is a deficiency, or a combination of deficiencies, in internal control over compliance, such that there is a reasonable possibility that material noncompliance with a type of compliance requirement of a Federal program will not be prevented, or detected and corrected, on a timely basis. *A significant deficiency in internal control over compliance* is a deficiency, or a combination of deficiencies, in internal control over compliance with a type of compliance requirement of a Federal program that is less severe than a material weakness in internal control over compliance, yet important enough to merit attention by those charged with governance.

Our consideration of internal control over compliance was for the limited purpose described in the first paragraph of this section and was not designed to identify all deficiencies in internal control over compliance that might be material weaknesses or significant deficiencies. We did not identify any deficiencies in internal control over compliance that we consider to be material weaknesses. However, material weaknesses may exist that have not been identified.

The purpose of this report on internal control over compliance is solely to describe the scope of our testing of internal control over compliance and the results of that testing based on the requirements of the Uniform Guidance. Accordingly, this report is not suitable for any other purpose.

Respectfully submitted,



Sherrill F. Norman, CPA
Tallahassee, Florida
January 7, 2021

SCHEDULE OF FINDINGS AND QUESTIONED COSTS

SECTION I – SUMMARY OF AUDITOR'S RESULTS

Financial Statements

Type of auditor's report issued on whether the financial statements audited were prepared in accordance with GAAP:	Unmodified
Internal control over financial reporting:	
Material weakness(es) identified?	No
Significant deficiency(ies) identified?	None reported
Noncompliance material to financial statements noted?	No

Federal Awards

Internal control over the major Federal program:	
Material weakness(es) identified?	No
Significant deficiency(ies) identified?	None reported
Type of auditor's report issued on compliance for the major Federal program:	Unmodified
Any audit findings disclosed that are required to be reported in accordance with 2 CFR 200.516(a)?	No
Identification of the major Federal program:	
CFDA Numbers: 10.553 and 10.555	Name of Federal Program or Cluster: Child Nutrition Cluster
Dollar threshold used to distinguish between type A and type B programs:	\$750,000
Auditee qualified as low risk auditee?	Yes

SECTION II – FINANCIAL STATEMENT FINDINGS

No matters are reported.

SECTION III – FEDERAL AWARD FINDINGS AND QUESTIONED COSTS

No matters are reported.

PRIOR AUDIT FOLLOW-UP

There were no prior financial statement or Federal award findings requiring follow-up.

SUMMARY SCHEDULE OF PRIOR AUDIT FINDINGS

The District did not have prior audit findings required to be reported under 2 CFR 200.511.