

**THE FLORIDA SCHOOL
FOR THE DEAF AND THE BLIND**

For the Fiscal Year Ended
June 30, 2023



Sherrill F. Norman, CPA
Auditor General

Board of Trustees and President of the Florida School for the Deaf and the Blind

During the 2022-23 fiscal year, Tracie Snow served as the President of the Florida School for the Deaf and the Blind and the following individuals served as the Members of the Board of Trustees:

Owen B. McCaul, Chair
Ralph V. "Terry" Hadley, III, Vice-Chair
Christine M. Chapman
Matthew Kramer
June A. LeFors
Pamela M. Siguler through 9-26-22 ^a
Dr. Thomas M. Zavelson

^a Position vacant 9-27-22, through 6-30-23.

The Auditor General conducts audits of governmental entities to provide the Legislature, Florida's citizens, public entity management, and other stakeholders unbiased, timely, and relevant information for use in promoting government accountability and stewardship and improving government operations.

The team leader was Daniel O'Donnell, CPA, and the audit was supervised by Ivo Njabe, CPA.

Please address inquiries regarding this report Joshua T. Barrett, CPA, Audit Manager, by e-mail at joshuabarrett@aud.state.fl.us or by telephone at (850) 412-2804.

This report and other reports prepared by the Auditor General are available at:

FLAuditor.gov

Printed copies of our reports may be requested by contacting us at:

State of Florida Auditor General

Claude Pepper Building, Suite G74 · 111 West Madison Street · Tallahassee, FL 32399-1450 · (850) 412-2722

THE FLORIDA SCHOOL FOR THE DEAF AND THE BLIND
TABLE OF CONTENTS

	Page No.
SUMMARY	i
INDEPENDENT AUDITOR'S REPORT	
Report on the Audit of the Financial Statements.....	1
Other Reporting Required by <i>Government Auditing Standards</i>	3
MANAGEMENT'S DISCUSSION AND ANALYSIS	5
BASIC FINANCIAL STATEMENTS	
Statement of Net Position	11
Statement of Activities.....	12
Balance Sheet – Governmental Funds	14
Reconciliation of the Governmental Funds Balance Sheet to the Statement of Net Position	16
Statement of Revenues, Expenditures, and Changes in Fund Balances – Governmental Funds	18
Reconciliation of the Governmental Funds Statement of Revenues, Expenditures, and Changes in Fund Balances to the Statement of Activities	20
Statement of Fiduciary Net Position – Custodial Funds	21
Statement of Changes in Fiduciary Net Position – Custodial Funds.....	22
Notes to Financial Statements	23
OTHER REQUIRED SUPPLEMENTARY INFORMATION	
Budgetary Comparison Schedule – General Fund	49
Schedule of the School's Proportionate Share of the Total Other Postemployment Benefits Liability.....	50
Schedule of the School's Proportionate Share of the Net Pension Liability – Florida Retirement System Pension Plan	51
Schedule of School Contributions – Florida Retirement System Pension Plan	51
Schedule of the School's Proportionate Share of the Net Pension Liability – Health Insurance Subsidy Pension Plan	52
Schedule of School Contributions – Health Insurance Subsidy Pension Plan.....	52
Notes to Required Supplementary Information	53
INDEPENDENT AUDITOR'S REPORT ON INTERNAL CONTROL OVER FINANCIAL REPORTING AND ON COMPLIANCE AND OTHER MATTERS BASED ON AN AUDIT OF FINANCIAL STATEMENTS PERFORMED IN ACCORDANCE WITH GOVERNMENT AUDITING STANDARDS	
	55
SCHEDULE OF FINDINGS	57

SUMMARY

SUMMARY OF REPORT ON FINANCIAL STATEMENTS

Our audit disclosed that the basic financial statements of the Florida School for the Deaf and the Blind (a component unit of the State of Florida) were presented fairly, in all material respects, in accordance with prescribed financial reporting standards

SUMMARY OF REPORT ON INTERNAL CONTROL AND COMPLIANCE

Our audit did not identify any deficiencies in internal control over financial reporting that we consider to be material weaknesses.

We noted the following additional matter that we reported to management but did not consider to be a significant deficiency involving the School's internal control over financial reporting and its operation.

Finding No. 2023-001: The School did not correctly report deferred inflows and outflows of resources related to pensions that also resulted in misstatements to certain expenses in the annual financial report. Additionally, the School did not disclose all required information in the notes to the financial statements.

The results of our tests disclosed no instances of noncompliance or other matters that are required to be reported under *Government Auditing Standards* issued by the Comptroller General of the United States.

AUDIT OBJECTIVES AND SCOPE


Our audit objectives were to obtain reasonable assurance about whether the financial statements as a whole were free from material misstatements, whether due to fraud or error, and to issue an auditor's report that included our opinions. In doing so, we:

- Exercised professional judgment and maintained professional skepticism throughout the audit.
- Identified and assessed the risks of material misstatement of the financial statements, whether due to fraud or error, and designed and performed audit procedures responsive to those risks.
- Obtained an understanding of internal control relevant to the audit in order to design audit procedures that are appropriate in the circumstances, but not for the purpose of expressing an opinion on the effectiveness of the School's internal control.
- Evaluated the appropriateness of accounting policies used and the reasonableness of significant accounting estimates made by management, as well as evaluated the overall presentation of the financial statements.
- Concluded whether, in our judgment, there are conditions or events, considered in the aggregate, that raise substantial doubt about the School's ability to continue as a going concern for a reasonable period of time.
- Examined various transactions to determine whether they were executed, in both manner and substance, in accordance with governing provisions of laws, rules, regulations, contracts, and grant agreements.

The scope of this audit included an examination of the School's basic financial statements as of and for the fiscal year ended June 30, 2023.

AUDIT METHODOLOGY

We conducted our audit in accordance with auditing standards generally accepted in the United States of America and the standards applicable to financial audits contained in *Government Auditing Standards* issued by the Comptroller General of the United States.



Sherrill F. Norman, CPA
Auditor General

AUDITOR GENERAL STATE OF FLORIDA

Claude Denson Pepper Building, Suite G74
111 West Madison Street
Tallahassee, Florida 32399-1450



Phone: (850) 412-2722
Fax: (850) 488-6975

The President of the Senate, the Speaker of the
House of Representatives, and the
Legislative Auditing Committee

INDEPENDENT AUDITOR'S REPORT

Report on the Audit of the Financial Statements

Opinions

We have audited the financial statements of the governmental activities, each major fund, and the aggregate remaining fund information of the Florida School for the Deaf and the Blind, a component unit of the State of Florida, as of and for the fiscal year ended June 30, 2023, and the related notes to the financial statements, which collectively comprise the School's basic financial statements as listed in the table of contents.

In our opinion, based on our audit and the report of other auditors, the accompanying financial statements referred to above present fairly, in all material respects, the respective financial position of the governmental activities, each major fund, and the aggregate remaining fund information of the Florida School for the Deaf and the Blind (School), as of June 30, 2023, and the respective changes in financial position thereof for the fiscal year then ended in accordance with accounting principles generally accepted in the United States of America.

We did not audit the financial statements of the Endowment Fund, which represents 100 percent of the transactions and account balances of the Endowment Fund columns in the governmental funds financial statements, and 22 percent, 3 percent, and 66 percent of the assets, expenses, and net position, respectively, of the government-wide financial statements. Those statements were audited by other auditors whose report has been furnished to us, and our opinion, insofar as it relates to the amounts included for the Endowment Fund, is based solely on the report of the other auditors.

Basis for Opinions

We conducted our audit in accordance with auditing standards generally accepted in the United States of America (GAAS) and the standards applicable to financial audits contained in *Government Auditing Standards*, issued by the Comptroller General of the United States. Our responsibilities under those

standards are further described in the ***Auditor's Responsibilities for the Audit of the Financial Statements*** section of our report. We are required to be independent of the School and to meet our other ethical responsibilities, in accordance with the relevant ethical requirements relating to our audit. We believe that the audit evidence we have obtained is sufficient and appropriate to provide a basis for our audit opinions.

Emphasis of Matter

As discussed in Note I., the financial statements present only the financial position and changes in financial position of the School and do not purport to, and do not, present fairly the financial position of the State of Florida as of June 30, 2023, or the changes in its financial position for the year then ended in accordance with accounting principles generally accepted in the United States of America. Our opinion is not modified with respect to this matter.

Responsibilities of Management for the Financial Statements

Management is responsible for the preparation and fair presentation of the financial statements in accordance with accounting principles generally accepted in the United States of America, and for the design, implementation, and maintenance of internal control relevant to the preparation and fair presentation of financial statements that are free from material misstatement, whether due to fraud or error.

In preparing the financial statements, management is required to evaluate whether there are conditions or events, considered in the aggregate, that raise substantial doubt about the School's ability to continue as a going concern for 12 months beyond the financial statement date, including any currently known information that may raise substantial doubt shortly thereafter.

Auditor's Responsibilities for the Audit of the Financial Statements

Our objectives are to obtain reasonable assurance about whether the financial statements as a whole are free from material misstatement, whether due to fraud or error, and to issue an auditor's report that includes our opinions. Reasonable assurance is a high level of assurance but is not absolute assurance and therefore is not a guarantee that an audit conducted in accordance with GAAS and *Government Auditing Standards* will always detect a material misstatement when it exists. The risk of not detecting a material misstatement resulting from fraud is higher than for one resulting from error, as fraud may involve collusion, forgery, intentional omissions, misrepresentations, or the override of internal control. Misstatements are considered material if there is a substantial likelihood that, individually or in the aggregate, they would influence the judgment made by a reasonable user based on the financial statements.

In performing an audit in accordance with GAAS and *Government Auditing Standards*, we:

- Exercise professional judgment and maintain professional skepticism throughout the audit.
- Identify and assess the risks of material misstatement of the financial statements, whether due to fraud or error, and design and perform audit procedures responsive to those risks. Such procedures include examining, on a test basis, evidence regarding the amounts and disclosures in the financial statements.

- Obtain an understanding of internal control relevant to the audit in order to design audit procedures that are appropriate in the circumstances, but not for the purpose of expressing an opinion on the effectiveness of the School's internal control. Accordingly, no such opinion is expressed.
- Evaluate the appropriateness of accounting policies used and the reasonableness of significant accounting estimates made by management, as well as evaluate the overall presentation of the financial statements.
- Conclude whether, in our judgment, there are conditions or events, considered in the aggregate, that raise substantial doubt about the School's ability to continue as a going concern for a reasonable period of time.

We are required to communicate with those charged with governance regarding, among other matters, the planned scope and timing of the audit, significant audit findings, and certain internal control-related matters that we identified during the audit.

Required Supplementary Information

Accounting principles generally accepted in the United States of America require that **MANAGEMENT'S DISCUSSION AND ANALYSIS** on pages 5 through 10, the **Budgetary Comparison Schedule – General Fund, Schedule of the School's Proportionate Share of the Total Other Postemployment Benefits Liability, Schedule of the School's Proportionate Share of the Net Pension Liability – Florida Retirement System Pension Plan, Schedule of School Contributions – Florida Retirement System Pension Plan, Schedule of the School's Proportionate Share of the Net Pension Liability – Health Insurance Subsidy Pension Plan, Schedule of School Contributions – Health Insurance Subsidy Pension Plan** on pages 49 through 52, and **Notes to Required Supplementary Information** on page 53 be presented to supplement the basic financial statements. Such information is the responsibility of management and, although not a part of the basic financial statements, is required by the Governmental Accounting Standards Board who considers it to be an essential part of financial reporting for placing the basic financial statements in an appropriate operational, economic, or historical context. We have applied certain limited procedures to the required supplementary information in accordance with GAAS, which consisted of inquiries of management about the methods of preparing the information and comparing the information for consistency with management's responses to our inquiries, the basic financial statements, and other knowledge we obtained during our audit of the basic financial statements. We do not express an opinion or provide any assurance on the information because the limited procedures do not provide us with sufficient evidence to express an opinion or provide any assurance.

Other Reporting Required by Government Auditing Standards

In accordance with *Government Auditing Standards*, we have also issued our report dated March 28, 2024, on our consideration of the School's internal control over financial reporting and on our tests of its compliance with certain provisions of laws, rules, regulations, contracts, and grant agreements and other matters included under the heading **INDEPENDENT AUDITOR'S REPORT ON INTERNAL CONTROL OVER FINANCIAL REPORTING AND ON COMPLIANCE AND OTHER MATTERS BASED ON AN AUDIT OF FINANCIAL STATEMENTS PERFORMED IN ACCORDANCE WITH GOVERNMENT AUDITING STANDARDS**. The purpose of that report is solely to describe the scope of our testing of internal control over financial reporting and compliance and the results of that testing, and

not to provide an opinion on the effectiveness of the School's internal control over financial reporting or on compliance. That report is an integral part of an audit performed in accordance with *Government Auditing Standards* in considering the School's internal control over financial reporting and compliance.

Respectfully submitted,



Sherrill F. Norman, CPA
Tallahassee, Florida
March 28, 2024

MANAGEMENT'S DISCUSSION AND ANALYSIS

The management of the Florida School for the Deaf and the Blind (School) has prepared the following discussion and analysis to provide an overview of the School's financial activities for the fiscal year ended June 30, 2023. The information contained in the Management's Discussion and Analysis (MD&A) is intended to highlight significant transactions, events, and conditions and should be considered in conjunction with the School's financial statements and notes to financial statements found immediately following the MD&A.

FINANCIAL HIGHLIGHTS

Key financial highlights for the 2022-23 fiscal year are as follows:

- As of June 30, 2023, the assets and deferred outflows of resources exceed the liabilities and deferred inflows of resources by \$47,640,636.
- In total, net position increased \$7,933,844, which represented a 20 percent increase over the 2021-22 fiscal year.
- General revenues totaled \$65,008,441, or 90.4 percent of all revenues. Program specific revenues in the form of charges for services, operating grants and contributions, and capital grants and contributions total \$6,869,909, or 9.6 percent of all revenues.
- Expenses total \$63,944,506. Only \$6,869,909 of these expenses was offset by program specific revenues, with the remainder paid from general revenues.
- At the end of the current fiscal year, the fund balance of the General Fund totaled \$22,887,156, which is \$4,911,793 more than the prior fiscal year balance. The General Fund assigned and unassigned fund balances totaled \$22,579,072, or 39.5 percent of total General Fund revenues
- The School's capital assets (net of depreciation) decreased \$5,573,497, due mainly to depreciation expense exceeding capital asset additions in the 2022-23 fiscal year.

OVERVIEW OF FINANCIAL STATEMENTS

The basic financial statements consist of three components: (1) government-wide financial statements; (2) fund financial statements; and (3) notes to financial statements. This report also includes supplementary information intended to furnish additional details to support the basic financial statements.

Government-Wide Financial Statements

The government-wide financial statements provide both short-term and long-term information about the School's overall financial condition in a manner similar to those of a private-sector business. The statements include a statement of net position and a statement of activities that are designed to provide consolidated financial information about the governmental activities of the School presented on the accrual basis of accounting. The statement of net position provides information about the School's financial position, its assets, liabilities, and deferred inflows/outflows of resources, using an economic resources measurement focus. Assets plus deferred outflows of resources, less liabilities and deferred inflows of resources, equals net position, which is a measure of the School's financial health. The statement of activities presents information about the change in the School's net position, the results of

operations, during the fiscal year. An increase or decrease in net position is an indication of whether the School's financial health is improving or deteriorating.

All of the School's activities and services are reported in the government-wide financial statements as governmental activities. The School's governmental activities include instruction, student support services, instructional support services, residential services, administrative support services, facility maintenance, transportation, and food services. State revenues finance most of these activities.

Fund Financial Statements

Fund financial statements are one of the components of the basic financial statements. A fund is a grouping of related accounts that is used to maintain control over resources that have been segregated for specific activities or objectives. The School uses fund accounting to ensure and demonstrate compliance with finance-related legal requirements and prudent fiscal management. Certain funds are established by law while others are created by legal agreements, such as bond covenants. Fund financial statements provide more detailed information about the School's financial activities, focusing on its most significant or "major" funds rather than fund types. This is in contrast to the entity wide perspective contained in the government-wide statements. All of the School's funds may be classified within one of the broad categories discussed below.

Governmental Funds: Governmental funds are used to account for essentially the same functions reported as governmental activities in the government-wide financial statements. However, unlike the government-wide financial statements, governmental fund financial statements focus on near-term inflows and outflows of spendable resources, as well as on balances of spendable resources available at the end of the fiscal year. Such information may be useful in assessing a government's near-term financing requirements.

Because the focus of governmental funds is narrower than that of the government-wide financial statements, it is useful to compare the information presented for governmental funds with similar information presented for governmental activities in the government-wide financial statements. By doing so, readers may better understand the long-term impact of the government's near-term financing decisions. Both the governmental funds balance sheet and the governmental funds statement of revenues, expenditures, and changes in fund balances provide a reconciliation to facilitate this comparison between governmental funds and governmental activities.

The governmental funds balance sheet and statement of revenues, expenditures, and changes in fund balances provide detailed information about the School's most significant funds. The School's major funds are the General Fund, Endowment Fund, and Public Education Capital Outlay Fund. Data from the other governmental funds are combined into a single, aggregated presentation.

The School adopts an annual appropriated budget for its governmental funds. A budgetary comparison schedule has been provided for the General Fund to demonstrate compliance with the budget.

Fiduciary Funds: Fiduciary funds are used to report assets held in a trustee or fiduciary capacity for the benefit of external parties. Fiduciary funds are not reflected in the government-wide statements because the resources are not available to support the School's own programs. In its fiduciary capacity, the School

is responsible for ensuring that the assets reported in these funds are used only for their intended purposes.

The School uses a custodial fund to account for resources held in custodial capacity for students.

Notes to Financial Statements

The notes provide additional information that is essential for a full understanding of the data provided in the government-wide and fund financial statements.

Other Information

In addition to the basic financial statements and accompanying notes, this report also presents required supplementary information concerning the School’s net pension liability and its proportionate share of the total other postemployment benefits liability.

GOVERNMENT-WIDE FINANCIAL ANALYSIS

As noted earlier, net position over time may serve as a useful indicator of a government’s financial health. The following is a summary of the School’s net position as of June 30, 2023, compared to net position as of June 30, 2022:

Net Position, End of Year

	Governmental Activities	
	6-30-23	6-30-22
Current and Other Assets	\$ 71,704,597	\$ 57,584,861
Capital Assets	68,143,005	73,716,502
Total Assets	139,847,602	131,301,363
Deferred Outflows of Resources	16,806,108	16,795,441
Long-Term Liabilities	66,304,717	63,074,104
Other Liabilities	11,681,919	8,792,460
Total Liabilities	77,986,636	71,866,564
Deferred Inflows of Resources	31,026,438	36,523,448
Net Position:		
Net Investment in Capital Assets	67,951,797	73,055,776
Restricted	35,741,786	29,483,082
Unrestricted (Deficit)	(56,052,947)	(62,832,066)
Total Net Position	\$ 47,640,636	\$ 39,706,792

The School’s net investment in capital assets (e.g., land, buildings, infrastructure, furniture, and equipment) of \$67,951,797 is the largest portion of net position. The School uses these capital assets to provide services to students; consequently, these assets are not available for future spending. The restricted portion of the School’s net position, \$35,741,786, represents resources that are subject to external restrictions on how they may be used. The School’s deficit unrestricted net position of \$56,052,947 is due mainly to the accrual of long-term liabilities for other postemployment benefits (OPEB)

payable and net pension liability, along with their related deferred outflows and inflows of resources, and compensated absences payable, in excess of School assets that are otherwise unrestricted. The increase in net position of \$7,933,844 from the prior fiscal year was due mainly due to a \$14,119,736 increase in current and other assets, offset by a \$6,120,072 increase in liabilities resulting mainly from changes in actuarially determined amounts reported as of June 30, 2023, for OPEB and pensions.

The key elements of the changes in the School's net position for the fiscal years ended June 30, 2023, and June 30, 2022, are as follows:

Operating Results for the Fiscal Year Ended

	Governmental	
	Activities	
	6-30-23	6-30-22
Program Revenues:		
Charges for Services	\$ 202,994	\$ 126,019
Operating Grants and Contributions	348,111	288,982
Capital Grants and Contributions	6,318,804	2,758,336
General Revenues:		
to Specific Programs	59,905,385	56,634,268
Unrestricted Investment Earnings	2,711,974	(2,950,584)
Miscellaneous	2,391,082	1,638,931
Total Revenues	71,878,350	58,495,952
Functions/Program Expenses:		
Instruction	16,609,072	15,074,568
Instructional Support Services	3,936,224	3,424,285
Student Support Services	4,792,987	4,386,324
Instructional Media Services	337,727	317,556
Instruction-Related Technology	4,091,747	3,780,666
Board	159,023	116,496
General Administration	382,681	688,240
School Administration	2,156,434	1,903,413
Fiscal Services	1,242,419	1,135,216
Food Services	1,409,142	1,345,159
Central Services	1,555,090	1,392,898
Residential Services	6,451,693	6,060,437
Student Transportation Services	3,593,333	3,425,944
Operation of Plant	5,938,619	5,444,879
Maintenance of Plant	4,248,360	3,286,181
Unallocated Depreciation	7,039,955	7,092,988
Total Functions/Program Expenses	63,944,506	58,875,250
Change in Net Position	7,933,844	(379,298)
Net Position - Beginning	39,706,792	40,086,090
Net Position - Ending	\$ 47,640,636	\$ 39,706,792

The School's largest revenue source is the State of Florida, which provides appropriated State funds through the General Appropriations Act to fund current operations and capital projects. State general revenue appropriations of \$57,231,204 comprised 95 percent of grants and contributions not restricted

to specific programs and State capital appropriations comprised 100 percent of the capital grants and contributions. Capital grants and contributions revenue increased by \$3,560,468 due mainly to an increase in State capital appropriations for maintenance, renovation, and repair projects; unrestricted investment earnings increased \$5,662,558 primarily due to an increase in net realized and unrealized investment gains; and miscellaneous revenues increased \$752,151 primarily due to an increase in endowment donations.

The School's largest expenses are for instruction, depreciation, residential services, and operation of plant, representing 26.0, 11.0, 10.1, and 9.3 percent, respectively, of total governmental expenses in the 2022-23 fiscal year.

FINANCIAL ANALYSIS OF THE SCHOOL'S FUNDS

Governmental Funds

The focus of the School's governmental funds is to provide information on near-term inflows, outflows, and balances of spendable resources. Such information is useful in assessing the School's financing requirements. Specifically, unassigned fund balance may serve as a useful measure of a government's net resources available for discretionary use as it represents the portion of fund balance that has not been limited to a particular purpose by an external party, the School, or a group or individual delegated authority by the Board to assign resources for particular purposes.

The total fund balances of governmental funds increased by \$11,230,277 during the fiscal year to \$60,022,678 at June 30, 2023. Of the total fund balance, \$10,978,811, or 18.6 percent, is unassigned fund balance, which is available for spending at the School's discretion; \$308,084 is nonspendable; \$35,741,786 is restricted; and \$12,993,997 is assigned.

Major Governmental Funds

The General Fund is the School's chief operating fund. At the end of the current fiscal year, unassigned fund balance is \$10,099,362, while the total fund balance is \$22,887,156. As a measure of the General Fund's liquidity, it may be useful to compare the total assigned and unassigned fund balances to General Fund total revenues. The total assigned and unassigned fund balance is 39.5 percent of the total General Fund revenues, while total fund balance represents 40 percent of total General Fund revenues. Total fund balance increased by \$4,911,793 during the fiscal year, due mainly to increased State general appropriations of \$3,463,530 and decreases in fixed capital outlay expenditures of \$1,441,184.

The Endowment Fund had a total fund balance of \$30,826,773. This Fund accounts for gifts, donations, and bequests of money or property from donors and is restricted for the use and benefit of the School and its students, as the Board of Trustees determines to be in the best interest of the School and its students. The Board of Trustees Endowment Fund spending policy provides an annual allocation for current expenditures in an amount no greater than 5 percent of the average value of the Fund for the 12 trailing quarters, unless a greater amount is approved by a super majority of the Board (i.e., five of its seven members). This Fund had revenues of \$5,111,196 and expenditures of \$2,173,274 for the current fiscal year. Revenues increased by \$6,438,549 or 485.1 percent, as compared to the prior fiscal year, due primarily to realized and unrealized investment gains.

The Public Education Capital Outlay Fund had a total fund balance of \$4,524,920. This fund accounts for State Public Education Capital Outlay appropriations and is restricted for the acquisition, construction, and maintenance of capital assets. This fund had revenues of \$6,120,000, expenditures of \$2,656,382, and encumbrances of \$7,288,999 at June 30, 2023. The fund balance increased \$3,463,618 mainly from capital appropriations to be used in future years.

GENERAL FUND BUDGETARY HIGHLIGHTS

General Fund final budgeted revenues were increased by \$2,034, while actual expenditures were \$12,878,969, or 19.8 percent, less than final budgeted amounts. The decrease in expenditures was primarily due to fixed capital outlay, salaries and benefits, other personal services expenditures being less than projected. The actual ending fund balance exceeded the estimated fund balance contained in the final amended budget by \$12,881,003.

CAPITAL ASSETS

The School's capital assets for governmental activities as of June 30, 2023, was \$68,143,005 (net of accumulated depreciation). These capital assets include land, buildings, infrastructure, construction in progress, furniture and equipment, and library resources. The School's capital assets (net of depreciation) decreased \$5,573,497 during the 2022-23 fiscal year.

Major capital asset events included completion for the cooling tower replacement and Hogle roof complex repairs that were reported as construction in progress in FY 2022-23.

OTHER MATTERS OF SIGNIFICANCE

For the 2023-24 fiscal year, the School's Board of Trustees adopted a General Fund budget with appropriations of \$84,772,420, including anticipated State general revenue appropriations for current operations of \$60,176,541 for the 2023-24 fiscal year and unexpended appropriations from previous fiscal years of \$24,595,879. To ensure that adequate fund balance is available for financial emergencies, the Board of Trustees has reserved \$7,945,743, or approximately 60 days of average annual expenditures, along with an additional \$1,200,000 for storm-related emergencies and recovery.

REQUESTS FOR INFORMATION

This report is designed to provide a general overview of the School's finances for all those with an interest in the School's finances. Questions concerning information provided in the MD&A or other required supplementary information, and financial statements and notes thereto, or requests for additional financial information should be addressed to the Administrator of Business Services, Florida School for the Deaf and the Blind, 207 N. San Marco Avenue, St. Augustine, Florida 32084.

BASIC FINANCIAL STATEMENTS

**Florida School for the Deaf and the Blind
A Component Unit of the State of Florida
Statement of Net Position
June 30, 2023**

	Governmental Activities
ASSETS	
Cash and Cash Equivalents	\$ 771,709
Pooled Cash with State Treasury	6,078,631
Unexpended General Revenue	25,714,112
Investments	30,215,843
Accounts Receivable	361,812
Due from Other Departments	8,254,121
Inventories	308,084
Other Assets	285
Capital Assets:	
Nondepreciable Capital Assets	2,494,135
Depreciable Capital Assets, Net	65,648,870
TOTAL ASSETS	139,847,602
DEFERRED OUTFLOWS OF RESOURCE	
Pensions	9,414,879
OPEB	7,391,229
TOTAL DEFERRED OUTFLOWS OF RESOURCE	16,806,108
LIABILITIES	
Salaries and Wages Payable	2,234,363
Accounts Payable	1,210,252
Construction Contracts Payable	191,208
Due to Other Departments	4,471
Unearned Revenue	8,041,625
Long-Term Liabilities:	
Portion Due Within 1 Year	1,595,483
Portion Due After 1 Year	64,709,234
TOTAL LIABILITIES	77,986,636
DEFERRED INFLOW OF RESOURCES	
Pensions	2,303,118
OPEB	28,723,320
TOTAL DEFERRED INFLOW OF RESOURCES	31,026,438
NET POSITION	
Net Investment in Capital Assets	67,951,797
Restricted for:	
Endowment	30,826,773
Capital Projects	4,586,323
Student Activities	212,032
Food Service	116,658
Unrestricted (Deficit)	(56,052,947)
TOTAL NET POSITION	\$ 47,640,636

The accompanying notes to financial statements are an integral part of this statement.

**Florida School for the Deaf and the Blind
A Component Unit of the State of Florida
Statement of Activities
For the Fiscal Year Ended June 30, 2023**

Functions/Programs	Program Revenues		
	Expenses	Charges for Services	Operating Grants and Contributions
Governmental Activities:			
Instruction	\$ 16,609,072	\$ 8,280	\$ -
Instructional Support Services	3,936,224	194,714	-
Student Support Services	4,792,987	-	-
Instructional Media Services	337,727	-	-
Instruction-Related Technology	4,091,747	-	-
Board	159,023	-	-
General Administration	382,681	-	-
School Administration	2,156,434	-	-
Fiscal Services	1,242,419	-	-
Food Services	1,409,142	-	348,111
Central Services	1,555,090	-	-
Residential Services	6,451,693	-	-
Student Transportation Services	3,593,333	-	-
Operation of Plant	5,938,619	-	-
Maintenance of Plant	4,248,360	-	-
Unallocated Depreciation Expense	7,039,955	-	-
Total Governmental Activities	\$ 63,944,506	\$ 202,994	\$ 348,111

General Revenues:

Grants and Contributions Not Restricted to Specific Programs
Unrestricted Investment Earnings
Miscellaneous

Total General Revenues

Change in Net Position

Net Position - Beginning

Net Position - Ending

The accompanying notes to financial statements are an integral part of this statement.

		Net (Expense) Revenue and Changes in Net Position	
Capital Grants and Contributions		Governmental Activities	
\$	198,804	\$	(16,401,988)
	-		(3,741,510)
	-		(4,792,987)
	-		(337,727)
	-		(4,091,747)
	-		(159,023)
	-		(382,681)
	-		(2,156,434)
	-		(1,242,419)
	-		(1,061,031)
	-		(1,555,090)
	-		(6,451,693)
	-		(3,593,333)
	-		(5,938,619)
	6,120,000		1,871,640
	-		(7,039,955)
\$	6,318,804		(57,074,597)

59,905,385
2,711,974
2,391,082
65,008,441
7,933,844
39,706,792
\$ 47,640,636

**Florida School for the Deaf and the Blind
A Component Unit of the State of Florida
Balance Sheet – Governmental Funds
June 30, 2023**

	General Fund	Endowment Fund	Public Education Capital Outlay Fund
ASSETS			
Cash and Cash Equivalents	\$ -	\$ 620,243	\$ -
Pooled Cash with State Treasury	-	-	4,716,972
Unexpended General Revenue	25,714,112	-	-
Investments	-	30,215,843	-
Accounts Receivable	-	132,387	-
Due from Other Funds	-	-	-
Due from Other Departments	-	-	8,041,625
Other Assets	-	285	-
Inventories	308,084	-	-
TOTAL ASSETS	\$ 26,022,196	\$ 30,968,758	\$ 12,758,597
LIABILITIES AND FUND BALANCES			
Liabilities:			
Salaries and Wages Payable	\$ 2,150,901	\$ -	\$ -
Accounts Payable	969,928	141,985	10,584
Construction Contracts Payable	9,740	-	181,468
Due to Other Funds	-	-	-
Deferred Revenues	-	-	8,041,625
Due to Other Departments	4,471	-	-
Total Liabilities	3,135,040	141,985	8,233,677
Fund Balances:			
Nonspendable:			
Inventories	308,084	-	-
Restricted for:			
Endowment	-	30,826,773	-
Capital Projects	-	-	4,524,920
Student Activities	-	-	-
Food Service	-	-	-
Total Restricted Fund Balance	-	30,826,773	4,524,920
Assigned for:			
2022-23 Fiscal Year Projects	12,244,658	-	-
Student Health Programs	-	-	-
Technology	-	-	-
Purchase Obligations	235,052	-	-
State and Other Programs	-	-	-
Total Assigned Fund Balance	12,479,710	-	-
Unassigned Fund Balance	10,099,362	-	-
Total Fund Balances	22,887,156	30,826,773	4,524,920
TOTAL LIABILITIES, AND FUND BALANCES	\$ 26,022,196	\$ 30,968,758	\$ 12,758,597

The accompanying notes to financial statements are an integral part of this statement.

Other Governmental Funds	Total Governmental Funds
\$ 151,466	\$ 771,709
1,361,659	6,078,631
-	25,714,112
-	30,215,843
229,425	361,812
15,585	15,585
212,496	8,254,121
-	285
-	308,084
<u>\$ 1,970,631</u>	<u>\$ 71,720,182</u>
\$ 83,462	\$ 2,234,363
87,755	1,210,252
-	191,208
15,585	15,585
-	8,041,625
-	4,471
<u>186,802</u>	<u>11,697,504</u>
-	308,084
-	30,826,773
61,403	4,586,323
212,032	212,032
116,658	116,658
<u>390,093</u>	<u>35,741,786</u>
-	12,244,658
239,378	239,378
872	872
-	235,052
<u>274,037</u>	<u>274,037</u>
<u>514,287</u>	<u>12,993,997</u>
<u>879,449</u>	<u>10,978,811</u>
<u>1,783,829</u>	<u>60,022,678</u>
<u>\$ 1,970,631</u>	<u>\$ 71,720,182</u>

**Florida School for the Deaf and the Blind
A Component Unit of the State of Florida
Reconciliation of the Governmental Funds Balance Sheet
to the Statement of Net Position
June 30, 2023**

Total Fund Balances - Governmental Funds \$ 60,022,678

Amounts reported for governmental activities in the statement of net position are different because:

Capital assets, net of accumulated depreciation, used in governmental activities are not financial resources and, therefore, are not reported as assets in the governmental funds. 68,143,005

Long-term liabilities are not due and payable in the fiscal year and, therefore, are not reported as liabilities in the governmental funds. Long-term liabilities at year end consist of:

Compensated Absences Payable	\$ (3,365,498)	
Net Pension Liability	(28,099,473)	
Other Postemployment Benefits Payable	<u>(34,839,746)</u>	(66,304,717)

The deferred outflows of resources and deferred inflows of resources related to pensions and other postemployment benefits (OPEB) are applicable to future periods and, therefore, are not reported in the governmental funds.

Deferred Outflows Related to OPEB	\$ 7,391,229	
Deferred Outflows Related to Pensions	9,414,879	
Deferred Inflows Related to OPEB	(28,723,320)	
Deferred Inflows Related to Pensions	<u>(2,303,118)</u>	<u>(14,220,330)</u>

Net Position - Governmental Activities \$ 47,640,636

The accompanying notes to financial statements are an integral part of this statement.

THIS PAGE INTENTIONALLY LEFT BLANK

**Florida School for the Deaf and the Blind
A Component Unit of the State of Florida
Statement of Revenues, Expenditures, and Changes in
Fund Balances – Governmental Funds
For the Fiscal Year Ended June 30, 2023**

	General Fund	Endowment Fund	Public Education Capital Outlay Fund
Revenues			
Released General Revenue Appropriations	\$ 57,231,204	\$ -	\$ -
State Capital Appropriations	-	-	6,120,000
Federal Grants and Contracts	-	-	-
State and Local Grants and Donations	-	2,390,942	-
Interest and Investment Loss	-	2,711,974	-
Fees	-	8,280	-
Other Revenues	-	-	-
Total Revenues	57,231,204	5,111,196	6,120,000
Expenditures			
Current - Education:			
Instruction	13,956,572	2,173,274	-
Instructional Support Services	3,893,421	-	-
Student Support Services	4,633,637	-	-
Instructional Media Services	349,222	-	-
Instruction-Related Technology	3,560,832	-	-
Board	159,023	-	-
General Administration	286,144	-	-
School Administration	2,229,840	-	-
Fiscal Services	874,125	-	-
Food Services	1,132,656	-	-
Central Services	1,601,265	-	-
Residential Services	6,732,320	-	-
Student Transportation Services	3,749,632	-	-
Operation of Plant	3,792,902	-	2,303,820
Maintenance of Plant	4,075,069	-	352,562
Fixed Capital Outlay:			
Facilities Acquisition and Construction	375,292	-	-
Other Capital Outlay	917,459	-	-
Total Expenditures	52,319,411	2,173,274	2,656,382
Excess (Deficiency) of Revenues Over Expenditures	4,911,793	2,937,922	3,463,618
Other Financing Sources (Uses)			
Transfers In	-	-	-
Transfers Out	-	-	-
Total Other Financing Sources (Uses)	-	-	-
Net Change in Fund Balances	4,911,793	2,937,922	3,463,618
Fund Balances, Beginning	17,975,363	27,888,851	1,061,302
Fund Balances, Ending	\$ 22,887,156	\$ 30,826,773	\$ 4,524,920

The accompanying notes to financial statements are an integral part of this statement.

Other Governmental Funds	Total Governmental Funds
\$ -	\$ 57,231,204
-	6,120,000
1,877,064	1,877,064
1,145,228	3,536,170
-	2,711,974
194,714	202,994
140	140
3,217,146	71,679,546
1,060,990	17,190,836
205,095	4,098,516
352,497	4,986,134
3,061	352,283
679,344	4,240,176
-	159,023
108,465	394,609
19,541	2,249,381
404,731	1,278,856
323,699	1,456,355
20,570	1,621,835
-	6,732,320
-	3,749,632
-	6,096,722
-	4,427,631
122,209	497,501
-	917,459
3,300,202	60,449,269
(83,056)	11,230,277
130,523	130,523
(130,523)	(130,523)
-	-
(83,056)	11,230,277
1,866,885	48,792,401
\$ 1,783,829	\$ 60,022,678

**Florida School for the Deaf and the Blind
A Component Unit of the State of Florida
Reconciliation of the Governmental Funds Statement of Revenues, Expenditures,
and Changes in Fund Balances to the Statement of Activities
For the Fiscal Year Ended June 30, 2023**

Net Change in Fund Balances - Governmental Funds \$ 11,230,277

Amounts reported for governmental activities in the statement of activities are different because:

Capital outlays are reported in the governmental funds as expenditures. However, in the statement of activities, the cost of those assets is allocated over their estimated useful lives as depreciation expense. This is the amount of capital outlay expenditures and donated assets in excess of depreciation expense in the current fiscal year.

Capital Outlay Expenditures	\$ 1,414,960	
Depreciation Expense	(7,039,955)	
Donated Assets	198,804	(5,426,191)

The loss on the disposal of capital assets during the current fiscal year is reported in the statement of activities. In the governmental funds, the cost of these assets was recognized as an expenditure in the fiscal year purchased. Thus, the change in net position differs from the change in fund balance by the undepreciated cost of the disposed assets. (147,306)

In the statement of activities, the cost of compensated absences is measured by the amount earned during the year, while in the governmental funds, expenditures are recognized based on the amounts actually paid for compensated absences. This is the net amount of compensated absences earned in excess of the amount used in the current fiscal year. (195,422)

Governmental funds report School OPEB contributions as expenditures. However, in the statement of activities, the cost of OPEB benefits earned net of employee contributions, as determined through an actuarial valuation, is reported as an OPEB expense.

Decrease in OPEB Liability	\$ 11,923,561	
Decrease in Deferred Outflows of Resources - OPEB	(1,150,951)	
Increase in Deferred Inflows of Resources - OPEB	(8,539,508)	2,233,102

Governmental funds report School pension contributions as expenditures. However, in the statement of activities, the cost of pension benefits earned net of employee contributions is reported as a pension expense.

FRS Pension Contribution	\$ 2,732,364	
HIS Pension Contribution	496,169	
FRS Pension Expense	(2,774,866)	
HIS Pension Expense	(214,283)	239,384

Change in Net Position - Governmental Activities \$ 7,933,844

The accompanying notes to financial statements are an integral part of this statement.

**Florida School for the Deaf and the Blind
A Component Unit of the State of Florida
Statement of Fiduciary Net Position – Custodial Funds
June 30, 2023**

	<u>Custodial Funds</u>
ASSETS	
Cash and Cash Equivalents	<u>\$ 41,288</u>
NET POSITION	
Restricted for Students	<u>\$ 41,288</u>

The accompanying notes to financial statements are an integral part of this statement.

**Florida School for the Deaf and the Blind
A Component Unit of the State of Florida
Statement of Changes in Fiduciary Net Position – Custodial Funds
For the Fiscal Year Ended June 30, 2023**

	Custodial Funds
ADDITIONS	
Student Collections	\$ 47,186
DEDUCTIONS	
Student Disbursements	47,021
Change in Net Position	165
Net Position - Beginning	41,123
Net Position - Ending	\$ 41,288

The accompanying notes to financial statements are an integral part of this statement.

NOTES TO FINANCIAL STATEMENTS

I. SUMMARY OF SIGNIFICANT ACCOUNTING POLICIES

A. Description of Government-Wide Financial Statements

The government-wide financial statements (i.e., the statement of net position and the statement of activities) report information on all of the nonfiduciary activities of Florida School for the Deaf and the Blind (School). All fiduciary activities are reported only in the fund financial statements. Governmental activities are normally supported by intergovernmental revenues and other nonexchange transactions.

The statement of activities presents a comparison between direct expenses and program revenues for each function or program of the School's governmental activities. Direct expenses are those that are specifically associated with a service, program, or department and are thereby clearly identifiable to a particular function. Depreciation expense is not readily associated with a particular function and is reported as unallocated.

B. Reporting Entity

The School, a component unit of the State of Florida, was established by an act of the Florida Legislature, as specified under Section 1002.36, Florida Statutes, to provide educational programs and support services appropriate to meet the education, related evaluation, and counseling needs of deaf/hearing-impaired and blind/visually impaired students in the State who meet enrollment criteria. The School is a State-supported residential public school for deaf/hearing-impaired and blind/visually impaired students in preschool through 12th grade and is funded through the Department of Education. The School operates under the leadership and direction of a Board of Trustees (Board). The Board is composed of seven members appointed by the Governor and confirmed by the Senate. The Board must include one blind person and one deaf person and each member is required to have been a Florida resident for at least 10 years. The Board exercises control of the School through a Board-appointed President, who serves as the chief executive officer and is responsible for the operation, control, and supervision of the School and its programs. Unless otherwise provided by law, the School is required to comply with all State laws and rules applicable to State agencies. The School is reported as a blended component unit within the State of Florida's Annual Comprehensive Financial Report. The accompanying financial statements only present the financial position and changes in financial position of the School and are not intended to present fairly the financial position of the State of Florida and the results of its operations in conformity with generally accepted accounting principles.

Criteria for determining if other entities are potential component units that should be reported within the School's basic financial statements are identified and described in the Governmental Accounting Standards Board's (GASB) *Codification of Governmental Accounting and Financial Reporting Standards*, Sections 2100 and 2600. The application of these criteria provides for identification of any legally separate entities for which the Board is financially accountable and other organizations for which the nature and significance of their relationship with the Board are such that exclusion would

cause the School's basic financial statements to be misleading. Based on these criteria, no component units are included within the School's reporting entity.

C. Basis of Presentation: Government-Wide Financial Statements

While separate government-wide and fund financial statements are presented, they are interrelated. The governmental activities column incorporates data from governmental funds. Separate financial statements are provided for governmental funds and fiduciary funds, even though the latter are excluded from the government-wide financial statements.

The effects of interfund activity have been eliminated from the government-wide financial statements.

D. Basis of Presentation: Fund Financial Statements

The fund financial statements provide information about the School's funds, including the fiduciary funds. Separate statements for each fund category – governmental and fiduciary – are presented. The emphasis of fund financial statements is on major governmental, each displayed in a separate column. All remaining governmental are aggregated and reported as nonmajor funds.

The School reports the following major governmental funds:

- General Fund – to account for all financial resources not required to be accounted for in another fund and for certain revenues from the State that are legally restricted to be expended for specific current operating purposes.
- Endowment Fund – to account for and administer cash, securities, and real property received by the School through bequests; solicited and unsolicited contributions by donors; or contributions from the Theodore R. and Vivian M. Johnson Scholarship Foundation.
- Public Education Capital Outlay Fund – to account for the financial resources generated by the Public Educational Capital Outlay and Debt Service Trust Fund to be used for facilities maintenance and construction.

Additionally, the School reports the following fiduciary fund type:

- Custodial Fund – to account for resources held in a custodial capacity for students.

During the course of operations, the School has activity between funds for various purposes. Any residual balances outstanding at fiscal year-end are reported as due from/to other funds. While these balances are reported in fund financial statements, certain eliminations are made in the preparation of the government-wide financial statements. Transfers between the funds included in governmental activities are eliminated so that only the net amount is included as transfers in the governmental activities column.

E. Measurement Focus and Basis of Accounting

The accounting and financial reporting treatment is determined by the applicable measurement focus and basis of accounting. Measurement focus indicates the type of resources being measured such as current financial resources or economic resources. The basis of accounting indicates the timing of transactions or events for recognition in the financial statements.

The government-wide financial statements are reported using the economic resources measurement focus and the accrual basis of accounting. Revenues are recognized when earned and expenses

are recognized when a liability is incurred, regardless of the timing of the related cash flows. Revenues from grants, entitlements, and donations are recognized as soon as all eligibility requirements imposed by the provider have been met.

The governmental fund financial statements are reported using the current financial resources measurement focus and the modified accrual basis of accounting. Revenues, except for certain grant revenues, are recognized as soon as they are both measurable and available. Revenues are considered to be available when they are collectible within the current period or soon enough thereafter to pay liabilities of the current period. For this purpose, the School considers revenues to be available if they are collected within 60 days of the end of the current fiscal year. When grant terms provide that the expenditure of resources is the prime factor for determining eligibility for Federal, State, and other grant resources, revenue is recognized at the time the expenditure is made. Entitlements are recorded as revenues when all eligibility requirements are met, including any time requirements, and the amount is received during the period or within the availability period for this revenue source (within 60 days of year end). Expenditures are generally recognized when the related fund liability is incurred, as under accrual accounting. However, claims and judgments, pension benefits, other postemployment benefits (OPEB), and compensated absences, are only recorded when payment is due. General capital asset acquisitions are reported as expenditures in governmental funds.

F. Assets, Liabilities, Deferred Outflows/Inflows of Resources, and Net Position/Fund Balance

1. Cash and Cash Equivalents

The School's cash and cash equivalents are considered to be cash on hand, demand deposits, and short-term liquid investments with original maturities of 3 months or less from the date of acquisition. Cash received from student activities at the School is deposited with a bank qualified as a public depository under Florida Law. School deposits are insured by Federal depository insurance, up to specific limits, or collateralized with securities held in Florida's multiple financial institution collateral pool as required by Chapter 280, Florida Statutes, except for a portion of the School's Endowment Fund investments classified as cash equivalents, which are held by a safekeeping agent in the name of the School. All other funds, including funds appropriated by the State, are held in the State Treasury's general pool of investments as specified by Section 1002.36(4)(f), Florida Statutes, and are considered School cash equivalents.

2. Unexpended General Revenue Releases

Unexpended General Revenue Releases represent unexpended appropriations carried forward. As specified in Section 1011.57, Florida Statutes, funds appropriated to the School do not revert to the State of Florida if not spent in the year they are appropriated. All unexpended funds are carried forward to the School's operating budget for use in subsequent years.

3. Investments

The School invests funds in securities authorized by Section 215.47, Florida Statutes. The School reports investments at fair value. Types and amounts of investments held at fiscal year-end are described in Note II.C.

4. Inventories

Inventories consist of expendable supplies held for consumption in the course of School operations. Inventories are stated at cost on the first-in, first-out basis. The costs of inventories are recorded as expenditures when used rather than purchased.

5. Capital Assets

As provided in Section 1002.36(4)(d), Florida Statutes, title to all capital assets of the School vests in the State Board of Education, but the School's Board has complete jurisdiction over the management of the School. Capital assets under the management of the School's Board are reported in the government-wide statement of net position.

Expenditures for capital assets acquired or constructed for general School purposes are reported in the governmental fund that financed the acquisition or construction. The capital assets so acquired are reported at cost in the government-wide statement of net position but are not reported in the governmental fund financial statements. Capital assets are defined by the School as those with a useful life greater than one year and costing more than \$5,000. Hard-backed, hard-covered books and certain Braille books with a useful life greater than 1 year and costing more than \$250 are also considered capital assets. Capital assets are recorded at historical cost or estimated historical cost if purchased or constructed. Donated capital assets are recorded at acquisition value at the date of donation.

Interest costs incurred during the construction of capital assets are not considered material and are not capitalized as part of the cost of construction.

Capital assets are depreciated using the straight-line method over the following estimated useful lives:

<u>Description</u>	<u>Estimated Useful Lives</u>
Buildings and Improvements	10 - 30 years
Infrastructure and Improvements	15 - 20 years
Furniture and Equipment	3 - 5 years
Library Resources	5 years

Current year information relative to changes in capital assets is described in Note II.D.

6. Compensated Absences

In the government-wide financial statements, compensated absences (i.e., paid absences for employee vacation leave and sick leave) are accrued as liabilities to the extent that it is probable that the benefits will result in termination payments. A liability for these amounts is reported in the governmental fund financial statements only if it has matured, such as for occurrences of

employee resignations and retirements. The liability for compensated absences includes salary-related benefits, where applicable.

7. Pensions

In the government-wide statement of net position, liabilities are recognized for the School's proportionate share of each pension plan's net pension liability. For purposes of measuring the net pension liability, deferred outflows of resources and deferred inflows of resources related to pensions, and pension expense, information about the fiduciary net position of the Florida Retirement System (FRS) defined benefit plan and the Health Insurance Subsidy (HIS) defined benefit plan and additions to/deductions from the FRS and the HIS fiduciary net position have been determined on the same basis as they are reported by the FRS and the HIS plans. For this purpose, benefit payments (including refunds of employee contributions) are recognized when due and payable in accordance with benefit terms. Investments are reported at fair value.

The School's retirement plans and related amounts are described in Note II.E.

8. Long-Term Liabilities

Long-term obligations that will be financed from resources to be received in the future by governmental funds are reported as liabilities in the government-wide statement of net position.

In the governmental fund financial statements, long-term obligations are not recognized as liabilities until due.

Changes in long-term liabilities for the current year are reported in Note II.I.

9. Deferred Outflows/Inflows of Resources

In addition to assets, the statement of net position reports a separate section for deferred outflows of resources. This separate financial statement element, *deferred outflows of resources*, represents a consumption of net assets that applies to a future period and so will not be recognized as an outflow of resources (expense) until then. The School only has two items that qualify for reporting in this category. The deferred outflows of resources related to pensions and OPEB are discussed in subsequent notes.

In addition to liabilities, the statement of net position reports a separate section for deferred inflows of resources. This separate financial statement element, *deferred inflows of resources*, represents an acquisition of net assets that applies to a future period and so will not be recognized as an inflow of resources (revenue) until that time. The School has two items that qualify for reporting in this category. The deferred inflows of resources related to pensions and OPEB are discussed in subsequent notes.

10. Net Position Flow Assumption

The School occasionally funds outlays for a particular purpose from both restricted (e.g., restricted grant proceeds) and unrestricted resources. To calculate the amounts to report as restricted - net position and unrestricted - net position in the government-wide financial statements, a flow assumption must be made about the order in which the resources are considered to be applied.

Consequently, it is the School's policy to consider restricted net position to have been depleted before unrestricted net position is applied.

11. Fund Balance Flow Assumptions

The School may fund outlays for a particular purpose from both restricted and unrestricted resources (the total of committed, assigned, and unassigned fund balance). To calculate the amounts to report as restricted, committed, assigned, and unassigned fund balance in the governmental fund financial statements, a flow assumption must be made about the order in which the resources are considered to be applied. It is the School's policy to consider restricted fund balance to have been depleted before using any of the components of unrestricted fund balance. Further, when components of unrestricted fund balance can be used for the same purpose, committed fund balance is depleted first, followed by assigned fund balance. Unassigned fund balance is applied last.

12. Fund Balance Policies

Fund balance of governmental funds is reported in various categories based on the nature of any limitations requiring the use of resources for specific purposes. The School itself can establish limitations on the use of resources through either a commitment (committed fund balance) or an assignment (assigned fund balance).

The committed fund balance classification includes amounts that can be used only for the specific purposes determined by a formal action of the School's highest level of decision-making authority. The Board is the highest level of decision-making authority for the School that can, by adoption of a resolution prior to the end of the fiscal year, commit fund balance. Once adopted, the limitation imposed by the resolution remains in place until a similar action is taken (the adoption of another resolution) to remove or revise the limitation. The School reported no committed fund balances at June 30, 2023.

Amounts in the assigned fund balance classification are intended to be used by the School for specific purposes but do not meet the criteria to be classified as committed. On May 18, 2018, the Board approved a resolution authorizing the President or the President's designee to assign fund balance. The Board may also assign fund balance as it does when appropriating fund balance to cover a gap between estimated revenue and appropriations in the subsequent year's appropriated budget. Unlike commitments, assignments generally only exist temporarily. In other words, an additional action does not normally have to be taken for the removal of an assignment. Conversely, as discussed above, an additional action is essential to either remove or revise a commitment.

In addition, Section 1011.56, Florida Statutes, provides that, if at any time the unencumbered balance of approved operating budget goes below 5 percent, the President shall provide written notification to the State Board of Education. To comply with this requirement, the School sets aside as part of its annual operating budget an emergency reserve equal to 5 percent of the prior year operating budget or 2 months of the average General Fund expenditures, whichever is

greater. For the 2022-23 fiscal year, the emergency reserve approved in the annual operating budget was \$7,440,215.

G. Revenues and Expenditures/Expenses

1. Program Revenues

Amounts reported as program revenues include charges paid by the recipient of the goods or services offered by the program and grants and contributions that are restricted to meeting the operational or capital requirements of a particular program. Revenues that are not classified as program revenues are presented as general revenues. The comparison of direct expenses with program revenues identifies the extent to which each governmental function is self-financing or draws from the general revenues of the School.

2. State Revenue Sources

Significant revenues from State sources for current operations are the Florida Legislature's appropriations to the School as approved in the annual General Appropriations Act. In accordance with Section 1011.55, Florida Statutes, the School submits legislative budget requests for operating funds and fixed capital outlay funds to the Department of Education. The Department of Education reviews and approves the legislative budget request before their submission to the State Board of Education, the Governor, and the Florida Legislature. The annual appropriation for the School is distributed to the School on a quarterly basis.

Revenue for preventative maintenance of buildings and infrastructure, site acquisition, building renovation and remodeling, construction projects and site improvements is appropriated for the School from the State's Public Education Capital Outlay and Debt Service Trust Fund. The School is authorized to expend these funds only upon applying for and receiving an encumbrance authorization from the Department of Education.

3. Federal Revenue Sources

The School receives Federal awards for the enhancement of various educational programs. Federal awards are generally received based on applications submitted to, and approved by, various granting agencies. For Federal awards in which a claim to these grant proceeds is based on incurring eligible expenditures, revenue is recognized to the extent that eligible expenditures have been incurred.

II. DETAILED NOTES ON ALL ACTIVITIES AND FUNDS

A. Cash Deposits with Financial Institutions

Custodial Credit Risk Deposits. In the case of deposits, this is the risk that in the event of a bank failure, the School's deposits may not be returned to the School. The School does not have a policy for custodial credit risk. All School bank balances are fully insured or collateralized as required by Chapter 280, Florida Statutes, except for certain Endowment Fund deposits held by a safekeeping agent in the name of the School. At June 30, 2023, the School's deposits in financial institutions

totaled \$771,709. The Endowment Fund's cash deposits with the safekeeping agent are insured by the Federal Deposit Insurance Corporation up to \$250,000.

B. Cash Held in State Treasury

The State of Florida Chief Financial Officer (State CFO) pools funds in the State Treasury from all State agencies. Included in the pool are primarily time deposits, U.S. Government securities, Federal agency securities, commercial paper, corporate bonds and notes and repurchase agreements. The School's share of this investment pool was \$6,078,631 at June 30, 2023. No allocation will be made as to the School's share of the types of investments or their risk categories. The School's share of the assets and liabilities arising from the securities lending agreement administered by the State Treasury operates on a pooled basis and to do so may give the misleading impression that the School itself has entered into such agreements. For further information, refer to the State of Florida's Annual Comprehensive Financial Report or publications of the State of Florida Department of Financial Services, Office of the Chief Financial Officer.

C. Investments

The Board has adopted a written investment policy providing that funds other than those appropriated from the State and held in State Treasury, such as gifts, contributions or bequests to the School that are accounted for in the School's Endowment Fund, be invested in securities authorized by Section 215.47(1), (2)(c), (3), (4), and (10), Florida Statutes. Accordingly, the School is authorized to invest in bonds, notes or other obligations of the United States; bonds issued or administered by the State Board of Administration (SBA) or State Board of Education; interest-bearing time deposits and savings accounts in qualified public depositories; obligations of Federal Agencies and instrumentalities; securities of, or interests in, certain open-end or closed-end management type investment companies; and other types of investments

Fair Value Measurement

The School categorizes its fair value measurements within the fair value hierarchy established by generally accepted accounting principles. The hierarchy is based on the valuation inputs used to measure the fair value of the asset. Level 1 inputs are quoted prices in active markets for identical assets; Level 2 inputs are significant other observable inputs; and Level 3 inputs are significant unobservable inputs.

All of the School's recurring fair value measurements as of June 30, 2023, are valued using quoted market prices (Level 1 inputs), with the exception of domestic bonds and marketable equity securities which are valued daily using available market pricing information, including benchmarking processes, sector groupings and matrix pricing (Level 2 inputs).

The School's investments at June 30, 2023, are reported as follows:

Investments by Fair Value Level	Amount	Fair Value Measurements Using		
		Quoted Prices in Active Markets for Identical Assets (Level 1)	Significant Other Observable Inputs (Level 2)	Significant Unobservable Inputs (Level 3)
U.S. Guaranteed Obligations	\$ 3,793,238	\$ 3,793,238	\$ -	\$ -
Domestic Bonds and Notes	9,518,885	9,348,199	170,686	-
International Bonds and Notes	1,046,473	535,788	510,685	-
Marketable Equity Securities	15,857,247	15,857,247	-	-
Total Investments By Fair Value	\$ 30,215,843	\$ 29,534,472	\$ 681,371	\$ -

All investments are reported in the Endowment Fund and are managed by a contracted investment management firm. The following risks apply to the School's Endowment Fund investments.

Interest Rate Risk

Interest rate risk is the risk that changes in interest rates will adversely affect the fair value of an investment. The School's investment policy does not specifically limit investment maturities as a means of managing its exposure to fair value losses from increasing interest rates. However, securities with short-term maturities are held in order to accommodate cash flow needs and to avoid selling securities prior to maturity.

Investments by Fair Value Level	Fair Value	Remaining Maturity (in Years)		
		Less Than 1	1 - 5	Between 6 - 10
U.S. Guaranteed Obligations	\$ 3,793,238	\$ 10,874	\$ 2,472,550	\$ 1,309,814
Domestic Bonds and Notes	9,518,885	108,274	7,060,035	2,350,576
International Bonds and Notes	1,046,473	103,519	918,477	24,477
Total Investments By Fair Value	\$ 14,358,596	\$ 222,667	\$ 10,451,062	\$ 3,684,867

Credit Risk

Credit risk is the risk that an issuer or other counterparty to an investment will not fulfill its obligations. As a means of limiting its exposure to credit risk, the School's investment policy limits its investments to those authorized by Section 215.47(1), (2)(c), (3), (4), and (10), Florida Statutes, which are generally recognized as elements of a conservative investment portfolio and carry minimal credit risk. Obligations explicitly guaranteed by the United States Government are not considered to have credit risk and do not require disclosure of credit quality. International bonds and notes are rated as investment grade or above by rating services recognized in the United States. The School's investments are rated as follows:

Investment Type	Fair Value	Credit Quality Rating (1)
U.S. Guaranteed Obligations	\$ 3,793,238	Aaa
Domestic Bonds and Notes	9,518,885	Aa3 - Baa3
International Bonds and Notes	1,046,473	Aa2 - Baa3
Total	\$ 14,358,596	

(1) The credit quality ratings are from Moody's Investors Service.

Custodial Credit Risk

Custodial credit risk for investments is the risk that, in the event of the failure of the counterparty to a transaction, the School will not be able to recover the value of investment or collateral securities that are in the possession of an outside party. Although the School's investments are held by a third-party custodian in the name of the School, the School does not have a formal investment policy that addresses custodial credit risk.

Concentration of Credit Risk

Concentration of credit risk is the risk of loss attributed to the magnitude of the School's investment in a single issuer. Although the School does not have a formal investment policy that limits the amount the School may invest in any one issuer, Section 215.47(2)(c), Florida Statutes, limits the School's investments in mortgage security obligations of Federal Agencies and instrumentalities to no more than 25 percent of the fund, and Section 215.47(3), Florida Statutes, limits the School's investments in equity securities to no more than 80 percent of the fund.

D. Changes in Capital Assets

Changes in capital assets are presented in the following table:

	<u>Beginning Balance</u>	<u>Additions</u>	<u>Deletions</u>	<u>Ending Balance</u>
GOVERNMENTAL ACTIVITIES				
Capital Assets Not Being Depreciated:				
Land	\$ 2,494,135	\$ -	\$ -	\$ 2,494,135
Construction in Progress	968,499	497,501	1,466,000	-
Total Capital Assets Not Being Depreciated	<u>3,462,634</u>	<u>497,501</u>	<u>1,466,000</u>	<u>2,494,135</u>
Capital Assets Being Depreciated:				
Buildings and Improvements	165,314,300	1,466,000	268,724	166,511,576
Infrastructure and Improvements	39,513,964	-	-	39,513,964
Furniture and Equipment	11,763,992	838,630	1,418,066	11,184,556
Library Resources	1,538,473	277,633	674,833	1,141,273
Total Capital Assets Being Depreciated	<u>218,130,729</u>	<u>2,582,263</u>	<u>2,361,623</u>	<u>218,351,369</u>
Less Accumulated Depreciation for:				
Buildings and Improvements	112,320,612	4,938,561	178,029	117,081,144
Infrastructure and Improvements	25,199,369	1,254,311	-	26,453,680
Furniture and Equipment	8,961,544	767,440	1,374,781	8,354,203
Library Resources	1,395,336	79,643	661,507	813,472
Total Accumulated Depreciation	<u>147,876,861</u>	<u>7,039,955</u>	<u>2,214,317</u>	<u>152,702,499</u>
Total Capital Assets Being Depreciated, Net	<u>70,253,868</u>	<u>(4,457,692)</u>	<u>147,306</u>	<u>65,648,870</u>
Governmental Activities Capital Assets, Net	<u>\$ 73,716,502</u>	<u>\$ (3,960,191)</u>	<u>\$ 1,613,306</u>	<u>\$ 68,143,005</u>

Depreciation expense of \$7,039,955 was not allocated to the School's functions/programs. This amount is reported as unallocated depreciation on the statement of activities.

E. Retirement Plans

1. FRS – Defined Benefit Pension Plans

General Information about the FRS

The FRS was created in Chapter 121, Florida Statutes, to provide a defined benefit pension plan for participating public employees. The FRS was amended in 1998 to add the Deferred Retirement Option Program (DROP) under the defined benefit plan and amended in 2000 to provide a defined contribution plan alternative to the defined benefit plan for FRS members effective July 1, 2002. This integrated defined contribution pension plan is the FRS Investment Plan. Chapter 112, Florida Statutes, established the Retiree HIS Program, a cost-sharing multiple-employer defined benefit pension plan, to assist retired members of any State-administered retirement system in paying the costs of health insurance.

Essentially all regular employees of the School are eligible to enroll as members of the State-administered FRS. Provisions relating to the FRS are established by Chapters 121 and 122, Florida Statutes; Chapter 112, Part IV, Florida Statutes; Chapter 238, Florida Statutes; and FRS Rules, Chapter 60S, Florida Administrative Code; wherein eligibility, contributions, and

benefits are defined and described in detail. Such provisions may be amended at any time by further action from the Florida Legislature. The FRS is a single retirement system administered by the Florida Department of Management Services, Division of Retirement, and consists of the two cost-sharing multiple-employer defined benefit plans and other nonintegrated programs. An Annual Comprehensive Financial Report of the FRS, which includes its financial statements, required supplementary information, actuarial report, and other relevant information, is available from the Florida Department of Management Services Web site (www.dms.myflorida.com).

The School's FRS and HIS pension expense totaled \$2,989,149 for the fiscal year ended June 30, 2023.

FRS Pension Plan

Plan Description. The FRS Pension Plan (Plan) is a cost-sharing multiple-employer defined benefit pension plan, with a DROP for eligible employees. The general classes of membership are:

- *Regular* – Members of the FRS who do not qualify for membership in the other classes.
- *Special Risk* – Members who are employed as law enforcement officers and meet the criteria to qualify for this class.

Employees enrolled in the Plan prior to July 1, 2011, vest at 6 years of creditable service and employees enrolled in the Plan on or after July 1, 2011, vest at 8 years of creditable service. All vested members, enrolled prior to July 1, 2011, are eligible for normal retirement benefits at age 62 or at any age after 30 years of service, except for members classified as special risk who are eligible for normal retirement benefits at age 55 or at any age after 25 years of service. All members enrolled in the Plan on or after July 1, 2011, once vested, are eligible for normal retirement benefits at age 65 or any time after 33 years of creditable service, except for members classified as special risk who are eligible for normal retirement benefits at age 60 or at any age after 30 years of service. Employees enrolled in the Plan may include up to 4 years of credit for military service toward creditable service. The Plan also includes an early retirement provision; however, there is a benefit reduction for each year a member retires before his or her normal retirement date. The Plan provides retirement, disability, death benefits, and annual cost-of-living adjustments to eligible participants.

The DROP, subject to provisions of Section 121.091, Florida Statutes, permits employees eligible for normal retirement under the Plan to defer receipt of monthly benefit payments while continuing employment with an FRS participating employer. An employee may participate in DROP for a period not to exceed 60 months after electing to participate, except that certain instructional personnel may participate for up to 96 months. During the period of DROP participation, deferred monthly benefits are held in the FRS Trust Fund and accrue interest. The net pension liability does not include amounts for DROP participants, as these members are considered retired and are not accruing additional pension benefits.

As of June 5, 2023, Senate Bill 7024 provided that all eligible members in a regularly established position can elect to participate in DROP for a period not to exceed a maximum of 96 calendar

months, at anytime after a member reached his or her normal retirement date. This provision replaces the previous individual eligibility windows described above.

Benefits Provided. Benefits under the Plan are computed on the basis of age and/or years of service, average final compensation, and service credit. Credit for each year of service is expressed as a percentage of the average final compensation. For members initially enrolled before July 1, 2011, the average final compensation is the average of the 5 highest fiscal years' earnings; for members initially enrolled on or after July 1, 2011, the average final compensation is the average of the 8 highest fiscal years' earnings. The total percentage value of the benefit received is determined by calculating the total value of all service, which is based on the retirement class to which the member belonged when the service credit was earned. Members are eligible for in-line-of-duty or regular disability and survivors' benefits. The following table shows the percentage value for each year of service credit earned:

<u>Class, Initial Enrollment, and Retirement Age/Years of Service</u>	<u>Percent Value</u>
Regular Members Initially Enrolled Before July 1, 2011	
Retirement up to age 62 or up to 30 years of service	1.60
Retirement at age 63 or with 31 years of service	1.63
Retirement at age 64 or with 32 years of service	1.65
Retirement at age 65 or with 33 or more years of service	1.68
Regular Members Initially Enrolled On or After July 1, 2011	
Retirement up to age 65 or up to 33 years of service	1.60
Retirement at age 66 or with 34 years of service	1.63
Retirement at age 67 or with 35 years of service	1.65
Retirement at age 68 or with 36 or more years of service	1.68
Special Risk	3.00

As provided in Section 121.101, Florida Statutes, if the member was initially enrolled in the FRS before July 1, 2011, and all service credit was accrued before July 1, 2011, the annual cost-of-living adjustment is 3 percent per year. If the member was initially enrolled before July 1, 2011, and has service credit on or after July 1, 2011, there is an individually calculated cost-of-living adjustment. The annual cost-of-living adjustment is a proportion of 3 percent determined by dividing the sum of the pre-July 2011 service credit by the total service credit at retirement multiplied by 3 percent. Plan members initially enrolled on or after July 1, 2011, will not have a cost-of-living adjustment after retirement.

Contributions. The Florida Legislature establishes contribution rates for participating employers and employees. Contribution rates during the 2022-23 fiscal year were as follows:

<u>Class</u>	<u>Percent of Gross Salary</u>	
	<u>Employee</u>	<u>Employer (1)</u>
FRS, Regular	3.00	11.91
FRS, Special Risk	3.00	27.83
DROP – Applicable to Members from All of the Above Classes	0.00	18.60
FRS, Reemployed Retiree	(2)	(2)

(1) Employer rates include 1.66 percent for the postemployment health insurance subsidy. Also, employer rates, other than for DROP participants, include 0.06 percent for administrative costs of the Investment Plan.

(2) Contribution rates are dependent upon retirement class in which reemployed.

The School’s contributions to the Plan totaled \$2,732,364 for the fiscal year ended June 30, 2023.

Pension Liabilities, Pension Expense, and Deferred Outflows of Resources and Deferred Inflows of Resources Related to Pensions. At June 30, 2023, the School reported a liability of \$20,569,350 for its proportionate share of the Plan’s net pension liability. The net pension liability was measured as of June 30, 2022, and the total pension liability used to calculate the net pension liability was determined by an actuarial valuation as of July 1, 2022. The School’s proportionate share of the net pension liability was based on the School’s 2021-22 fiscal year contributions relative to the total 2021-22 fiscal year contributions of all participating members. At June 30, 2022, the School’s proportionate share was 0.055282010 percent, which was a decrease of 0.000758084 percent from its proportionate share measured as of June 30, 2021.

For the fiscal year ended June 30, 2023, the School recognized a Plan pension expense of \$2,774,866. In addition, the School reported deferred outflows of resources and deferred inflows of resources related to pensions from the following sources:

<u>Description</u>	<u>Deferred Outflows of Resources</u>	<u>Deferred Inflows of Resources</u>
Differences Between Expected and Actual Experience	\$ 976,925	\$ 572,059
Change of Assumptions	2,533,202	-
Net Difference Between Projected and Actual Earnings on FRS Pension Plan Investments	1,358,191	-
Changes in Proportion and Differences Between School FRS Contributions and Proportionate Share of Contributions	646,938	-
School FRS Contributions Subsequent to the Measurement Date	2,732,364	-
Total	\$ 8,247,620	\$ 572,059

The deferred outflows of resources related to pensions resulting from School contributions to the Plan subsequent to the measurement date, totaling \$2,732,364, will be recognized as a reduction of the net pension liability in the fiscal year ending June 30, 2024. Other amounts reported as deferred outflows of resources and deferred inflows of resources related to pensions will be recognized in pension expense as follows:

<u>Fiscal Year Ending June 30</u>	<u>Amount</u>
2024	\$ 1,152,857
2025	443,073
2026	(358,512)
2027	3,539,710
2028	166,069
Total	<u><u>\$ 4,943,197</u></u>

Actuarial Assumptions. The total pension liability in the July 1, 2022, actuarial valuation was determined using the following actuarial assumptions, applied to all periods included in the measurement:

Inflation	2.40 percent
Salary Increases	3.25 percent, average, including inflation
Investment Rate of Return	6.70 percent, net of pension plan investment expense, including inflation

Mortality rates were based on the PUB-2010 base table, projected generationally with Scale MP-2018.

The actuarial assumptions used in the July 1, 2022, valuation were based on the results of an actuarial experience study for the period July 1, 2013, through June 30, 2018.

The long-term expected rate of return on pension plan investments was not based on historical returns, but instead is based on a forward-looking capital market economic model. The allocation policy's description of each asset class was used to map the target allocation to the asset classes shown below. Each asset class assumption is based on a consistent set of underlying assumptions and includes an adjustment for the inflation assumption. The target allocation and best estimates of arithmetic and geometric real rates of return for each major asset class are summarized in the following table:

<u>Asset Class</u>	<u>Target Allocation (1)</u>	<u>Annual Arithmetic Return</u>	<u>Compound Annual (Geometric) Return</u>	<u>Standard Deviation</u>
Cash	1.0%	2.6%	2.6%	1.1%
Fixed Income	19.8%	4.4%	4.4%	3.2%
Global Equity	54.0%	8.8%	7.3%	17.8%
Real Estate	10.3%	7.4%	6.3%	15.7%
Private Equity	11.1%	12.0%	8.9%	26.3%
Strategic Investments	3.8%	6.2%	5.9%	7.8%
Total	<u>100.0%</u>			
Assumed inflation - Mean			2.4%	1.3%

(1) As outlined in the Plan's investment policy.

Discount Rate. The discount rate used to measure the total pension liability was 6.7 percent. The Plan's fiduciary net position was projected to be available to make all projected future benefit payments of current active and inactive employees. Therefore, the discount rate for calculating the total pension liability is equal to the long-term expected rate of return. The discount rate changed from 6.8 percent to 6.7 percent.

Sensitivity of the School's Proportionate Share of the Net Pension Liability to Changes in the Discount Rate. The following presents the School's proportionate share of the net pension liability calculated using the discount rate of 6.7 percent, as well as what the School's proportionate share of the net pension liability would be if it were calculated using a discount rate that is 1 percentage point lower (5.7 percent) or 1 percentage point higher (7.7 percent) than the current rate:

	<u>1% Decrease (5.7%)</u>	<u>Current Discount Rate (6.7%)</u>	<u>1% Increase (7.7%)</u>
School's Proportionate Share of the Net Pension Liability	\$ 35,573,277	\$ 20,569,350	\$ 8,024,282

Pension Plan Fiduciary Net Position. Detailed information about the Plan's fiduciary net position is available in the separately issued FRS Pension Plan and Other State Administered Systems Annual Comprehensive Financial Report.

HIS Pension Plan

Plan Description. The HIS Pension Plan (HIS Plan) is a cost-sharing multiple-employer defined benefit pension plan established under Section 112.363, Florida Statutes, and may be amended by the Florida Legislature at any time. The benefit is a monthly payment to assist retirees of State-administered retirement systems in paying their health insurance costs and is administered by the Florida Department of Management Services, Division of Retirement.

Benefits Provided. For the fiscal year ended June 30, 2023, eligible retirees and beneficiaries received a monthly HIS payment of \$5 for each year of creditable service completed at the time of retirement, with a minimum HIS payment of \$30 and a maximum HIS payment of \$150 per

month, pursuant to Section 112.363, Florida Statutes. To be eligible to receive a HIS Plan benefit, a retiree under a State-administered retirement system must provide proof of health insurance coverage, which may include Federal Medicare.

Contributions. The HIS Plan is funded by required contributions from FRS participating employers as set by the Florida Legislature. Employer contributions are a percentage of gross compensation for all active FRS members. For the fiscal year ended June 30, 2023, the contribution rate was 1.66 percent of payroll pursuant to Section 112.363, Florida Statutes. The School contributed 100 percent of its statutorily required contributions for the current and preceding 3 years. HIS Plan contributions are deposited in a separate trust fund from which payments are authorized. HIS Plan benefits are not guaranteed and are subject to annual legislative appropriation. In the event the legislative appropriation or available funds fail to provide full subsidy benefits to all participants, benefits may be reduced or canceled.

The School's contributions to the HIS Plan totaled \$496,169 for the fiscal year ended June 30, 2023.

Pension Liabilities, Pension Expense, and Deferred Outflows of Resources and Deferred Inflows of Resources Related to Pensions. At June 30, 2023, the School reported a net pension liability of \$7,530,123 for its proportionate share of the HIS Plan's net pension liability. The current portion of the net pension liability is the School's proportionate share of benefit payments expected to be paid within 1 year, net of the School's proportionate share of the HIS Plan's fiduciary net position available to pay that amount. The net pension liability was measured as of June 30, 2022, and the total pension liability used to calculate the net pension liability was determined by an actuarial valuation as of July 1, 2022. The School's proportionate share of the net pension liability was based on the School's 2021-22 fiscal year contributions relative to the total 2021-22 fiscal year contributions of all participating members. At June 30, 2022, the School's proportionate share was 0.071095251 percent, which was a decrease of 0.001521432 percent from its proportionate share measured as of June 30, 2021.

For the fiscal year ended June 30, 2023, the School recognized HIS Plan pension expense of \$214,283. In addition, the School reported deferred outflows of resources and deferred inflows of resources related to pensions from the following sources:

<u>Description</u>	<u>Deferred Outflows of Resources</u>	<u>Deferred Inflows of Resources</u>
Differences Between Expected and Actual Experience	\$ 228,557	\$ 33,133
Change of Assumptions	431,631	1,164,905
Net Difference Between Projected and Actual Earnings on HIS Pension Plan Investments	10,902	-
Changes in Proportion and Differences Between District HIS Contributions and Proportionate Share of Contributions	-	533,021
District HIS Contributions Subsequent to the Measurement Date	496,169	-
Total	\$ 1,167,259	\$ 1,731,059

The deferred outflows of resources related to pensions resulting from School contributions to the HIS Plan subsequent to the measurement date, totaling \$496,169, will be recognized as a reduction of the net pension liability in the fiscal year ending June 30, 2024. Other amounts reported as deferred outflows of resources and deferred inflows of resources related to pensions will be recognized in pension expense as follows:

<u>Fiscal Year Ending June 30</u>	<u>Amount</u>
2024	\$ (287,137)
2025	(195,929)
2026	(144,067)
2027	(150,494)
2028	(198,657)
Thereafter	(83,685)
Total	\$ (1,059,969)

Actuarial Assumptions. The total pension liability in the July 1, 2022, actuarial valuation was determined using the following actuarial assumptions, applied to all periods included in the measurement:

Inflation	2.40 percent
Salary Increases	3.25 percent, average, including inflation
Municipal Bond Rate	3.54 percent

Mortality rates were based on the PUB-2010 base table, projected generationally with Scale MP-2018.

While an experience study had not been completed for the HIS Plan, the actuarial assumptions that determined the total pension liability for the HIS Plan were based on certain results of the most recent experience study for the FRS Plan.

Discount Rate. The discount rate used to measure the total pension liability was 3.54 percent. In general, the discount rate for calculating the total pension liability is equal to the single rate equivalent to discounting at the long-term expected rate of return for benefit payments prior to the projected depletion date. Because the HIS benefit is essentially funded on a pay-as-you-go basis, the depletion date is considered to be immediate, and the single equivalent discount rate is equal to the municipal bond rate selected by the HIS Plan sponsor. The Bond Buyer General Obligation 20-Bond Municipal Bond Index was adopted as the applicable municipal bond index. The discount rate changed from 2.16 percent to 3.54 percent.

Sensitivity of the School's Proportionate Share of the Net Pension Liability to Changes in the Discount Rate. The following presents the School's proportionate share of the net pension liability calculated using the discount rate of 3.54 percent, as well as what the School's proportionate share of the net pension liability would be if it were calculated using a discount rate that is 1 percentage point lower (2.54 percent) or 1 percentage point higher (4.54 percent) than the current rate:

	1% Decrease (2.54%)	Current Discount Rate (3.54%)	1% Increase (4.54%)
School's Proportionate Share of the Net Pension Liability	\$ 8,615,079	\$ 7,530,123	\$ 6,632,344

Pension Plan Fiduciary Net Position. Detailed information about the HIS Plan's fiduciary net position is available in the separately issued FRS Pension Plan and Other State Administered Systems Annual Comprehensive Financial Report.

Deferred Compensation Plan

The School, through the State of Florida, offers its employees a deferred compensation plan created in accordance with Section 457 of the Internal Revenue Code. The plan (refer to Section 112.215, Florida Statutes), available to all regular payroll State employees, permits them to defer a portion of their salaries until future years. The deferred compensation is not available to employees until termination, retirement, death, or unforeseen emergency.

All amounts of compensation deferred under the plan, all property and rights purchased with these amounts, and all income attributable to those amounts, property, or rights are held in trust for the exclusive benefit of participants and their beneficiaries as mandated by Title 26, Section 457(g)(1), United States Code.

The School does not contribute to the plan. Participation under the plan is solely at the discretion of the employee.

The School has no liability for losses under the plan but does have the duty of due care that would be required of an ordinary and prudent investor. Pursuant to Section 112.215, Florida Statutes, the Deferred Compensation Trust Fund is created in the State Treasury.

2. FRS – Defined Contribution Pension Plan

The SBA administers the defined contribution plan officially titled the FRS Investment Plan (Investment Plan). The Investment Plan is reported in the SBA's annual financial statements and in the State's Annual Comprehensive Financial Report.

As provided in Section 121.4501, Florida Statutes, eligible FRS members may elect to participate in the Investment Plan in lieu of the FRS defined benefit plan. School employees participating in DROP are not eligible to participate in the Investment Plan. Employer and employee contributions, including amounts contributed to individual member's accounts, are defined by law, but the ultimate benefit depends in part on the performance of investment funds. Retirement benefits are based upon the value of the member's account upon retirement. Benefit terms, including contribution requirements, for the Investment Plan are established and may be amended by the Florida Legislature. The Investment Plan is funded with the same employer and employee contribution rates that are based on salary and membership class (Regular and Special Risk), as the FRS defined benefit plan. Contributions are directed to individual member accounts and the individual members allocate contributions and account balances among various approved investment choices. Costs of administering the Investment Plan, including the FRS Financial Guidance Program, are funded through an employer contribution of 0.06 percent of payroll and by forfeited benefits of Investment Plan members. During the 2022-23 fiscal year, allocations to Investment Plan member accounts for FRS Regular membership class and FRS Special Risk class employees were 9.30 percent and 17.00 percent, respectively, of gross compensation.

For all membership classes, employees are immediately vested in their own contributions and are vested after 1 year of service for employer contributions and investment earnings, regardless of membership class. If an accumulated benefit obligation for service credit originally earned under the FRS Pension Plan is transferred to the Investment Plan, the member must have the years of service required for FRS Pension Plan vesting (including the service credit represented by the transferred funds) to be vested for these funds and the earnings on the funds. Nonvested employer contributions are placed in a suspense account for up to 5 years. If the employee returns to FRS-covered employment within the 5-year period, the employee will regain control over their account. If the employee does not return within the 5-year period, the employee will forfeit the accumulated account balance. For the fiscal year ended June 30, 2023, the information for the amount of forfeitures was unavailable from the SBA; however, management believes that these amounts, if any, would be immaterial to the School.

After termination and applying to receive benefits, the member may rollover vested funds to another qualified plan, structure a periodic payment under the Investment Plan, receive a lump-sum distribution, leave the funds invested for future distribution, or any combination of these options. Disability coverage is provided in which the member may either transfer the account balance to the FRS Pension Plan when approved for disability retirement to receive guaranteed lifetime monthly benefits under the FRS Pension Plan or remain in the Investment Plan and rely upon that account balance for retirement income.

The School's Investment Plan pension expense totaled \$919,997 for the fiscal year ended June 30, 2023.

F. Other Postemployment Benefit Obligations

The School follows GASB Statement No. 75, *Accounting and Financial Reporting for Postemployment Benefits Other Than Pensions*, for certain postemployment healthcare benefits administered by the State Group Health Insurance Program.

Plan Description. The Division of State Group Insurance's Other Postemployment Benefits Plan (OPEB Plan) is a multiple-employer defined benefit plan administered by the State of Florida. Pursuant to the provisions of Section 112.0801, Florida Statutes, all employees who retire from the School are eligible to participate in the State Group Health Insurance Program. Retirees and their eligible dependents shall be offered the same health and hospitalization insurance coverage as is offered to active employees at a premium cost of no more than the premium cost applicable to active employees. A retiree means any officer or employee who retires under a State retirement system or State optional annuity or retirement program or is placed on disability retirement and who begins receiving retirement benefits immediately after retirement from employment. In addition, any officer or employee who retires under the Florida Retirement System Investment Plan is considered a "retiree" if he or she meets the age and service requirements to qualify for normal retirement or has attained the age of 59.5 years and has the years of service required for vesting. The State of Florida subsidizes the premium rates paid by retirees by allowing them to participate in the OPEB Plan at reduced or blended group (implicitly subsidized) premium rates for both active and retired employees. These rates provide an implicit subsidy for retirees because retiree healthcare costs are generally greater than active employee healthcare costs. No assets are accumulated in a trust that meet the criteria in paragraph 4 of GASB Statement No. 75. The OPEB Plan contribution requirements and benefit terms necessary for funding the OPEB Plan each year is on a pay-as-you-go basis as established by the Governor's recommended budget and the General Appropriations Act. Retirees are required to enroll in the Federal Medicare (Medicare) program for their primary coverage as soon as they are eligible.

Benefits Provided. The OPEB Plan provides healthcare benefits for retirees and their dependents. The OPEB Plan only provides an implicit subsidy as described above.

Proportionate Share of the Total OPEB Liability

The OPEB Plan's total OPEB liability of \$7,850,996,149 was measured as of June 30, 2022, and was determined by an actuarial valuation as of July 1, 2022. The School's proportionate share of the total liability reported at June 30, 2022, was \$34,839,746. At June 30, 2022, the School's proportionate share, determined by its proportion of total School employees as compared to total OPEB Plan employees, was 0.444200042 percent, which was an increase of 0.000552199 percent from its proportionate share measured as of June 30, 2021.

Actuarial Assumptions and Other Inputs. The total OPEB liability was determined using the following actuarial assumptions and other inputs, applied to all periods included in the measurement, unless otherwise specified:

Inflation	2.60 percent
Salary Increases	Varies by FRS Class

Healthcare cost trend rates for the Preferred Provider Option (PPO) Plan and Health Maintenance Organization (HMO) Plan, respectively, are 10.31 and 7.53 percent for the 2022-23 fiscal year, gradually decreasing to 4.04 percent after the 2074-75 fiscal year.

Retiree premium trend rates for both the PPO and HMO plans are 8.9 percent for the 2022-23 fiscal year, gradually decreasing to 4.0 percent for the 2075-76 and later fiscal years.

The discount rate was based on the 20-year S&P Municipal Bond Rate Index.

Mortality rates were based on the Pub-2010 mortality tables with fully generational improvement using Scale MP-2018.

The demographic actuarial assumptions for retirement, disability incidence, and withdrawal used in the July 1, 2021, valuation were based on the 2019 Experience Study prepared by Milliman.

The remaining actuarial assumptions (e.g., initial per capita costs, health care cost trends, rate of plan participation, rates of plan election, etc.) used in the July 1, 2022, valuation were based on a review of recent plan experience done concurrently with the July 1, 2022, valuation.

The following changes have been made since the prior valuation:

- The census data reflects changes in status for the twenty-four month period since July 1, 2020.
- The assumed claims and premiums reflect the actual claims information that were provided as well as the premiums that are actually being charged to participants. The recent claims experience along with changes in the demographics of the population resulted in lower claims costs compared to expected, as well as lower premium rates than expected. The net result was a slight increase in liabilities due to claims and premiums as of June 30, 2022.
- The medical trend assumption is updated each year based on the Getzen Model. Medical trend rates used are consistent with the August 2022 Report on Financial Outlook of the Plan along with information from the Getzen Model and actuarial judgement. The impact of the trend rate changes is a small increase in the liability, due primarily to higher trend rates in the first several years.
- The discount rate was updated to utilize the mandated discount rate based on a 20-year S&P Municipal Bond Rate Index as of the measurement date, as required under GASB 75. The discount rate increased from 2.18 percent to 4.09 percent.

Sensitivity of the Total OPEB Liability to Changes in the Discount Rate. The following table presents the School's proportionate share of the total OPEB liability, as well as what the School's total OPEB liability would be if it were calculated using a discount rate that is 1 percentage point lower (3.09) or 1 percentage point higher (5.09) than the current discount rate:

	1% Decrease (3.09%)	Current Discount Rate (4.09%)	1% Increase (5.09%)
Total OPEB Liability	\$ 41,562,920	\$ 34,839,746	\$ 29,549,017

Sensitivity of the Total OPEB Liability to Changes in the Healthcare Cost Trend Rates. The following table presents the School's proportionate share of the total OPEB liability, as well as what the School's total OPEB liability would be if it were calculated using healthcare cost trend rates that are 1 percentage point lower or 1 percentage point higher than the current healthcare cost trend rates:

	1% Decrease	Healthcare Cost Trend Rates	1% Increase
Total OPEB Liability	\$ 29,017,216	\$ 34,839,746	\$ 42,468,886

OPEB Expense and Deferred Outflows of Resources and Deferred Inflows of Resources Related to OPEB. For the fiscal year ended June 30, 2023, the School recognized OPEB expense of \$3,475,001. At June 30, 2023, the School reported deferred outflows of resources and deferred inflows of resources related to OPEB from the following sources:

<u>Description</u>	<u>Deferred Outflows of Resources</u>	<u>Deferred Inflows of Resources</u>
Change of Assumption	\$ 4,028,534	\$ 22,763,455
Changes in Proportion and Difference between School Contributions	2,497,166	2,149,525
Difference between expected and actual experience Benefits Paid Subsequent to the Measurement Date	-	3,810,340
	865,529	-
Total	\$ 7,391,229	\$ 28,723,320

Of the total amount reported as deferred outflows of resources related to OPEB, \$865,529 resulting from benefits paid subsequent to the measurement date and before the end of the fiscal year will be included as a reduction of the total OPEB liability and included in OPEB expense in the year ended June 30, 2024. Other amounts reported as deferred outflows of resources and deferred inflows of resources related to OPEB will be recognized in OPEB expense as follows:

<u>Fiscal Year Ending June 30</u>	<u>Amount</u>
2024	\$ (4,331,237)
2025	(4,331,118)
2026	(3,451,743)
2027	(2,982,399)
2028	(1,853,967)
Thereafter	(3,516,098)
Total	\$ (20,466,562)

G. Construction and Other Significant Commitments

Construction Contracts. The following is a schedule of major construction contract commitments at June 30, 2023:

<u>Project</u>	<u>Contract Amount</u>	<u>Completed to Date</u>	<u>Balance Committed</u>
Gregg Hall	\$ 7,250,000	-	\$ 7,250,000
Total	\$ 7,250,000	-	\$ 7,250,000

Encumbrances. Appropriations in governmental funds are encumbered upon issuance of purchase orders for goods and services. Even though appropriations lapse at the end of the fiscal year, unfilled purchase orders of the current year are carried forward and the next fiscal year's appropriations are likewise encumbered.

The following is a schedule of encumbrances at June 30, 2023:

<u>Major Funds</u>			
<u>General</u>	<u>Public Education Capital Outlay</u>	<u>Nonmajor Governmental Funds</u>	<u>Total Governmental Funds</u>
\$ 5,441,215	\$ 7,288,999	\$ 104,058	\$ 12,834,272

H. Risk Management Programs

The School is exposed to various risks of loss related to torts; theft of, damage to, and destruction of assets; errors and omissions; injuries to employees; and natural disasters. The School participates in various insurance programs established by the State of Florida. Coverages include property, general liability, automobile liability, workers' compensation, and Federal civil rights action. For further information, refer to the State of Florida's Annual Comprehensive Financial Report or publications of the State of Florida Department of Financial Services, Office of the Chief Financial Officer.

The School obtains conventional coverage through purchased commercial insurance for additional automobile liability, boiler and machinery breakdown, information technology, accidental death and dismemberment, and losses due to crime. Settled claims resulting from these risks have not exceeded commercial coverage in any of the past 3 fiscal years.

I. Long-Term Liabilities

1. Changes in Long-Term Liabilities

The following is a summary of changes in long-term liabilities:

Description	Beginning Balance	Additions	Deductions	Ending Balance	Due In One Year
GOVERNMENTAL ACTIVITIES					
Compensated Absences Payable	\$ 3,170,076	\$ 1,656,100	\$ 1,460,678	\$ 3,365,498	\$ 719,798
Net Pension Liability	13,140,721	25,515,131	10,556,379	28,099,473	-
Other Postemployment Benefits Payable	46,763,307	3,458,358	15,381,919	34,839,746	875,685
Total Governmental Activities	\$ 63,074,104	\$ 30,629,589	\$ 27,398,976	\$ 66,304,717	\$ 1,595,483

For the governmental activities, compensated absences, pensions, and other postemployment benefits are generally liquidated with resources of the General Fund.

J. Fund Balance Reporting

In addition to committed and assigned fund balance categories discussed in Note I.F.12., fund balances may be classified as follows:

- **Nonspendable Fund Balance.** Nonspendable fund balance is the net current financial resources that cannot be spent because they are either not in spendable form or are legally or contractually required to be maintained intact. Generally, not in spendable form means that an item is not expected to be converted to cash.
- **Restricted Fund Balance.** Restricted fund balance is the portion of fund balance on which constraints have been placed by creditors, grantors, contributors, laws or regulations of other governments, constitutional provisions, or enabling legislation. Restricted fund balance places the most binding level of constraint on the use of fund balance.
- **Unassigned Fund Balance.** The unassigned fund balance is the portion of fund balance that is the residual classification for the General Fund. This balance represents amounts that have not been assigned to other funds and that have not been restricted, committed, or assigned for specific purposes.

K. Interfund Receivables and Payables

The following is a summary of interfund receivables and payables reported in the fund financial statements:

Funds	Interfund	
	Receivables	Payables
Nonmajor Governmental	\$ 15,585	\$ 15,585
Total	\$ 15,585	\$ 15,585

The amounts due are from the Administrative Trust Fund to the Federal Grants Trust Fund and Grants and Donations Trust Fund. The amounts due represent a temporary loan and are expected to be repaid within 1 year.

L. Interfund Transfers

The following is a summary of interfund transfers reported in the fund financial statements:

Funds	Interfund	
	Transfers In	Transfers Out
Major:		
Nonmajor Governmental	\$ 130,523	\$ 130,523
Total	\$ 130,523	\$ 130,523

The interfund transfers reported in the fund financial statements were primarily to transfer administrative fees and indirect costs from the nonmajor Federal Grants Trust Fund and the nonmajor Grants and Donations Trust Fund to the nonmajor Administrative Trust Fund.

OTHER REQUIRED SUPPLEMENTARY INFORMATION

Budgetary Comparison Schedule General Fund For the Fiscal Year Ended June 30, 2023

	General Fund			Variance with Final Budget - Positive (Negative)
	Original Budget	Final Budget	Actual	
Revenues				
Intergovernmental:				
Released General Revenue Appropriations	\$ 54,921,698	\$ 57,229,170	\$ 57,231,204	\$ 2,034
Expenditures				
Category:				
Salaries and Benefits	41,828,534	44,198,263	41,145,118	3,053,145
Other Personal Services	3,464,649	3,355,686	2,191,785	1,163,901
Expenses	5,905,158	5,977,693	5,692,533	285,160
Operating Capital Outlay	1,831,225	2,167,060	922,131	1,244,929
Fixed Capital Outlay	7,184,590	6,909,590	144,938	6,764,652
Food Products	202,150	202,150	85,733	116,417
Special Categories:				
Professional Supplements	140,689	167,000	153,710	13,290
Overtime	138,293	138,293	104,778	33,515
Students Home on Weekends	2,082,645	2,082,645	1,878,685	203,960
Total Expenditures	62,777,933	65,198,380	52,319,411	12,878,969
Excess (Deficiency) of Revenues Over Expenditures	(7,856,235)	(7,969,210)	4,911,793	(12,876,935)
Other Financing Sources (Uses)				
Transfers In	-	-	-	-
Transfers Out	-	-	-	-
Total Other Financing Sources (Uses)	-	-	-	-
Net Change in Fund Balances	(7,856,235)	(7,969,210)	4,911,793	12,881,003
Fund Balances, Beginning	17,975,363	17,975,363	17,975,363	-
Fund Balances, Ending	\$ 10,119,128	\$ 10,006,153	\$ 22,887,156	\$ 12,881,003

**Schedule of the School's Proportionate Share
of the Total Other Postemployment Benefits Liability ^{(1) (2)}**

	<u>2022</u>	<u>2021</u>	<u>2020</u>	<u>2019</u>	<u>2018</u>	<u>2017</u>
School's Proportion of the Total Other Postemployment Benefits Liability	0.444200042%	0.443647843%	0.426956725%	0.440803760%	0.438945358%	0.456089153%
School's Proportionate Share of the Total Other Postemployment Benefits Liability	\$ 34,839,746	\$ 46,763,307	\$ 43,934,040	\$ 55,076,469	\$ 46,315,548	\$ 49,308,186
School's Covered Employee Payroll	\$ 25,823,717	\$ 25,662,350	\$ 25,404,316	\$ 25,762,571	\$ 25,437,198	\$ 25,154,555
School's Proportionate Share of the Total Other Postemployment Benefits Liability as a Percentage of its Covered-Employee Payroll	134.91%	182.23%	172.94%	213.78%	182.08%	196.02%
Plan Fiduciary Net Position as a Percentage of the Total OPEB Liability	0.00%	0.00%	0.00%	0.00%	0.00%	0.00%

(1) The amounts presented for each fiscal year were determined as of June 30.

(2) This schedule is intended to report information for ten years. Additional information will be displayed as it becomes available.

**Schedule of the School's Proportionate Share
of the Net Pension Liability –
Florida Retirement System Pension Plan ^{(1) (2)}**

Fiscal Year Ending June 30	School's Proportion of the FRS Net Pension Liability	School's Proportionate of the FRS Net Pension Liability	School's Covered Payroll	School's Proportionate Share of the FRS Net Pension Liability as a Percentage of its Covered Payroll	FRS Plan Fiduciary Net Position as a Percentage of the Total Pension Liability
2014	0.063910706%	\$ 3,899,493	\$ 24,676,161	15.80%	96.09%
2015	0.064088039%	8,277,830	25,363,140	32.64%	92.00%
2016	0.059549104%	15,036,196	25,047,732	60.03%	84.88%
2017	0.056164950%	16,613,215	25,154,555	66.04%	83.89%
2018	0.056733039%	17,088,285	25,437,198	67.18%	84.26%
2019	0.054652905%	18,821,699	25,762,571	73.06%	82.61%
2020	0.052960682%	22,953,940	25,404,316	90.35%	78.85%
2021	0.056040094%	4,233,193	25,662,350	16.50%	96.40%
2022	0.055282010%	20,569,350	25,823,717	79.65%	82.89%

(1) The amounts presented for each fiscal year were determined as of June 30.

(2) This schedule is intended to report information for ten years. Additional information will be displayed as it becomes available.

**Schedule of School Contributions –
Florida Retirement System Pension Plan ^{(1) (2)}**

Fiscal Year Ending June 30	Contractually Required FRS Contribution	FRS Contributions in Relation to the Contractually Required Contribution	FRS Contribution Deficiency (Excess)	School's Covered Payroll	FRS Contributions as a Percentage of Covered Payroll
2015	\$ 1,562,521	\$ (1,562,521)	\$ -	\$ 25,363,140	6.16%
2016	1,452,200	(1,452,200)	-	25,047,732	5.80%
2017	1,462,112	(1,462,112)	-	25,154,555	5.81%
2018	1,616,846	(1,616,846)	-	25,437,198	6.36%
2019	1,694,634	(1,694,634)	-	25,762,571	6.58%
2020	1,759,467	(1,759,467)	-	25,404,316	6.93%
2021	2,134,885	(2,134,885)	-	25,662,350	8.32%
2022	2,358,984	(2,358,984)	-	25,823,717	9.13%
2023	2,732,364	(2,732,364)	-	28,789,141	9.49%

(1) The amounts presented for each fiscal year were determined as of June 30.

(2) This schedule is intended to report information for ten years. Additional information will be displayed as it becomes available.

**Schedule of the School's Proportionate Share
of the Net Pension Liability –
Health Insurance Subsidy Pension Plan ^{(1) (2)}**

Fiscal Year Ending June 30	School's Proportion of the HIS Net Pension Liability	School's Proportionate Share of the HIS Net Pension Liability	School's Covered Payroll	School's Proportionate Share of the HIS Net Pension Liability as a Percentage of its Covered Payroll	HIS Plan Fiduciary Net Position as a Percentage of the Total Pension Liability
2014	0.081999972%	\$ 7,667,197	\$ 24,676,161	31.07%	0.99%
2015	0.083215789%	8,486,701	25,363,140	33.46%	0.50%
2016	0.081550149%	9,504,332	25,047,732	37.94%	0.97%
2017	0.078925072%	8,439,033	25,154,555	33.55%	1.64%
2018	0.078236855%	8,280,677	25,437,198	32.55%	2.15%
2019	0.075687226%	8,468,643	25,762,571	32.87%	2.63%
2020	0.073273362%	8,946,558	25,404,316	35.22%	3.00%
2021	0.072616683%	8,907,528	25,662,350	34.71%	3.58%
2022	0.071095251%	7,530,123	25,823,717	29.16%	4.81%

(1) The amounts presented for each fiscal year were determined as of June 30.

(2) This schedule is intended to report information for ten years. Additional information will be displayed as it becomes available.

**Schedule of School Contributions –
Health Insurance Subsidy Pension Plan ^{(1) (2)}**

Fiscal Year Ending June 30	Contractually Required HIS Contribution	HIS Contributions in Relation to the Contractually Required Contribution	HIS Contribution Deficiency (Excess)	School's Covered Payroll	HIS Contributions as a Percentage of Covered Payroll
2015	\$ 318,103	\$ (318,103)	\$ -	\$ 25,363,140	1.25%
2016	417,996	(417,996)	-	25,047,732	1.67%
2017	417,694	(417,694)	-	25,154,555	1.66%
2018	424,280	(424,280)	-	25,437,198	1.67%
2019	420,284	(420,284)	-	25,762,571	1.63%
2020	422,240	(422,240)	-	25,404,316	1.66%
2021	426,284	(426,284)	-	25,662,350	1.66%
2022	430,186	(430,186)	-	25,823,717	1.67%
2023	496,169	(496,169)	-	28,789,141	1.72%

(1) The amounts presented for each fiscal year were determined as of June 30.

(2) This schedule is intended to report information for ten years. Additional information will be displayed as it becomes available.

1. Budgetary Basis of Accounting

The School follows procedures established by State law and State Board of Education (SBE) rules in establishing budget balances for governmental funds, as described below:

- Budgets are prepared, public hearings are held, and original budgets are adopted annually for all governmental fund types in accordance with procedures and time intervals prescribed by State law and SBE rules.
- Appropriations are controlled at the object level (e.g., salaries, purchased services, and capital outlay) within each activity (e.g., instruction, student transportation services, and school administration) and may be amended by resolution at any Board meeting prior to the due date for the annual financial report.
- Budgets are prepared using the same modified accrual basis as is used to account for governmental funds.
- Budgetary information is integrated into the accounting system and, to facilitate budget control, budget balances are encumbered when purchase orders are issued. Appropriations lapse at fiscal year end and encumbrances outstanding are honored from the subsequent year's appropriations.

2. Schedule of Changes in the School's Total Other Postemployment Benefits Liability and Related Ratios

No assets are accumulated in a trust that meet the criteria in paragraph 4 of GASB Statement No. 75 to pay related benefits.

Changes of Assumptions. The discount rate was increased from 2.18 percent to 4.09 percent based on a change in the Municipal Bond Index Rate.


3. Schedule of Net Pension Liability and Schedule of Contributions – Florida Retirement System Pension Plan

Changes of Assumptions. In 2022, the long-term expected rate of return decreased from 6.80 percent to 6.70 percent.

4. Schedule of Note Pension Liability and Schedule of Contributions – Health Insurance Subsidy Pension Plan

Changes of Assumptions. In 2022, the municipal rate used to determine total pension liability increased from 2.16 percent to 3.54 percent. In addition, the election assumption for vested terminated members was updated from 20 percent to 50 percent to reflect recent experience.

THIS PAGE INTENTIONALLY LEFT BLANK



Sherrill F. Norman, CPA
Auditor General

AUDITOR GENERAL STATE OF FLORIDA

Claude Denson Pepper Building, Suite G74
111 West Madison Street
Tallahassee, Florida 32399-1450



Phone: (850) 412-2722
Fax: (850) 488-6975

The President of the Senate, the Speaker of the
House of Representatives, and the
Legislative Auditing Committee

INDEPENDENT AUDITOR'S REPORT ON INTERNAL CONTROL OVER FINANCIAL REPORTING AND ON COMPLIANCE AND OTHER MATTERS BASED ON AN AUDIT OF FINANCIAL STATEMENTS PERFORMED IN ACCORDANCE WITH *GOVERNMENT AUDITING STANDARDS*

We have audited, in accordance with the auditing standards generally accepted in the United States of America and the standards applicable to financial audits contained in *Government Auditing Standards* issued by the Comptroller General of the United States, the financial statements of the governmental activities, each major fund, and the aggregate remaining fund information of the Florida School for the Deaf and the Blind (School), a component unit of the State of Florida, as of and for the fiscal year ended June 30, 2023, and the related notes to the financial statements, which collectively comprise the School's basic financial statements, and have issued our report thereon dated March 28, 2024, included under the heading **INDEPENDENT AUDITOR'S REPORT**. Our report includes a reference to other auditors who audited the financial statements of the Endowment Fund, as described in our report on the School's financial statements. This report does not include the results of the other auditors' testing of internal control over financial reporting or compliance and other matters that are reported on separately by those auditors.

Report on Internal Control Over Financial Reporting

In planning and performing our audit of the financial statements, we considered the School's internal control over financial reporting (internal control) as a basis for designing audit procedures that are appropriate in the circumstances for the purpose of expressing our opinions on the financial statements, but not for the purpose of expressing an opinion on the effectiveness of the School's internal control. Accordingly, we do not express an opinion on the effectiveness of the School's internal control.

A deficiency in internal control exists when the design or operation of a control does not allow management or employees, in the normal course of performing their assigned functions, to prevent, or detect and correct, misstatements on a timely basis. *A material weakness* is a deficiency, or a

combination of deficiencies, in internal control such that there is a reasonable possibility that a material misstatement of the School's financial statements will not be prevented, or detected and corrected, on a timely basis. A *significant deficiency* is a deficiency, or a combination of deficiencies, in internal control that is less severe than a material weakness, yet important enough to merit attention by those charged with governance.

Our consideration of internal control was for the limited purpose described in the first paragraph of this section and was not designed to identify all deficiencies in internal control that might be material weaknesses or significant deficiencies and therefore, material weaknesses or significant deficiencies may exist that have not been identified. Given these limitations, during our audit we did not identify any deficiencies in internal control that we consider to be material weaknesses. However, material weaknesses or significant deficiencies may exist that were not identified.

Report on Compliance and Other Matters

As part of obtaining reasonable assurance about whether the School's financial statements are free from material misstatement, we performed tests of its compliance with certain provisions of laws, rules, regulations, contracts, and grant agreements, noncompliance with which could have a direct and material effect on the financial statements. However, providing an opinion on compliance with those provisions was not an objective of our audit and, accordingly, we do not express such an opinion. The results of our tests disclosed no instances of noncompliance or other matters that are required to be reported under *Government Auditing Standards*.

Additional Matter

We noted one additional matter that was reported to management as Finding No. 2023-001 in the **SCHEDULE OF FINDINGS** accompanying this report.


School's Response to Finding

Government Auditing Standards requires the auditor to perform limited procedures on the School's response to the finding identified in our audit and described in the **SCHEDULE OF FINDINGS** accompanying this report. The School's response was not subjected to the auditing procedures applied in the audit of the financial statements and, accordingly, we express no opinion on the response.

Purpose of this Report

The purpose of this report is solely to describe the scope of our testing of internal control and compliance and the results of that testing, and not to provide an opinion on the effectiveness of the School's internal control or on compliance. This report is an integral part of an audit performed in accordance with *Government Auditing Standards* in considering the School's internal control and compliance. Accordingly, this communication is not suitable for any other purpose.

Respectfully submitted,



Sherrill F. Norman, CPA
Tallahassee, Florida
March 28, 2024

SCHEDULE OF FINDINGS

SECTION I – SUMMARY OF AUDITOR’S RESULTS

Financial Statements

Type of auditor’s report issued on whether the financial statements audited were prepared in accordance with GAAP:	Unmodified
Internal control over financial reporting:	
Material weakness identified?	No
Significant deficiency identified?	No
Additional Matter identified?	Yes
Noncompliance material to financial statements noted?	No

SECTION II – FINANCIAL STATEMENT FINDING

ADDITIONAL MATTER

PENSIONS

Finding Number	2023-001
Opinion Unit	Governmental Activities
Financial Statements Account Titles	Various
Fund Name	Not Applicable
GL Codes	Various
Adjustment Amounts	To properly report pension-related balances and transactions for Governmental Activities: <ul style="list-style-type: none">• Decreased various expenses by \$16,359,638 and Deferred Inflows of Resources – Pensions by \$14,858,780.• Increased Deferred Outflows of Resources – Pensions by \$1,500,858 and Net Position – Unrestricted by \$16,359,638.
Statistically Valid Sample	Not Applicable
Finding	The Florida School for the Deaf and the Blind (School) did not correctly report deferred inflows and outflows of resources related to pensions that also resulted in misstatements to certain expenses in the annual financial report (AFR). Additionally, the School did not disclose all required information in the notes to the financial statements.
Criteria	<p>Governmental Accounting Standards Board (GASB) Codification Section P20.132 specifies that differences between expected and actual experience with regard to economic or demographic factors in the measurement of the total pension liability and changes of assumptions about future economic or demographic factors or of other inputs not recognized in pension expense should be reported as deferred outflows of resources or deferred inflows of resources related to pensions.</p> <p>GASB Codification Section P20.152 specifies that deferred outflows of resources and deferred inflows of resources should be recognized for the employer's proportionate share of collective deferred outflows of resources and deferred inflows of resources related to pensions.</p> <p>GASB Codification Section P20.182 specifies that the employer's balance of deferred outflows of resources and deferred inflows of resources related to pensions should be disclosed in the notes to the financial statements.</p> <p>GASB Codification Section 2300.120 specifies that information presented about long-term liabilities should include beginning and end-of-year balances, increases and decreases, and portions that are due within one year of the statement date.</p>
Condition	Pursuant to Section 121.021(10), Florida Statutes, the School is an employer under the State's retirement system. As such, the School is required to report its proportionate share of collective pension-related expenses, deferred outflows of resources, and deferred inflows of resources. To properly account for pension-related activity, the School obtains from the Department of Financial Services (Department) pension-related proportionate share information. Our audit of the School's reporting of pension-related expenses, deferred outflows of resources, and deferred inflows of resources in the 2022-23 fiscal year AFR found that the School did not report deferred outflows and deferred inflows of resources

based on 2022-23 fiscal year information provided by the Department. Instead, the School reported the June 30, 2022, amounts for deferred outflows and deferred inflows of resources, resulting in an understatement of deferred outflows of resources related to pensions totaling \$1,500,858 and an overstatement of deferred inflows of resources related to pensions totaling \$14,858,780. Consequently, the School understated net position and overstated certain expenses by \$16,359,638.

In addition, the notes to the financial statements for deferred inflows and deferred outflows of resources related to pensions did not accurately reflect 2022-23 fiscal year information. Instead, the School presented information from the 2021-22 fiscal year and omitted disclosures related to long-term liabilities.

Cause School personnel responsible for preparing the AFR used an incorrect file for pension-related information and School management indicated that the School inadvertently presented 2021-22 fiscal year information in the pension-related note and omitted disclosures related to long-term liabilities.

Effect Absent the inclusion of correct financial information related to pensions, there is an increased risk that users of the AFR may not be able to appropriately assess the School's financial position and make future financial decisions accordingly.

We extended our audit procedures to determine the adjustments necessary to ensure that School AFR amounts, along with note disclosures, were properly presented and School personnel accepted the adjustments. However, our audit procedures cannot substitute for management's responsibility to implement adequate controls over the preparation of the AFR.

Recommendation We recommend that the School ensure that current year pension information related to deferred outflows and deferred inflows of resources is reported in the School's AFR. We also recommend that the School ensure that the notes to the financial statements include current year information and all required disclosures.

School Response Florida School for the Deaf and the Blind will collaborate with the Auditor General and the Department of Financial Services to ensure that the correct information is received for the preparation of the annual financial statement. Further, the School will ensure that all information is included and closely reviewed prior to final submittal.

Estimated Corrective Action Date March 1, 2025

School Contact and Telephone Number Tracie Snow, President
904-827-2211