

CAPTIVA ISLAND FIRE CONTROL DISTRICT
FINANCIAL STATEMENTS
YEAR ENDED SEPTEMBER 30, 2018

**CAPTIVA ISLAND FIRE CONTROL DISTRICT
TABLE OF CONTENTS
YEAR ENDED SEPTEMBER 30, 2018**

INDEPENDENT AUDITORS' REPORT	1
MANAGEMENT'S DISCUSSION AND ANALYSIS	3
BASIC FINANCIAL STATEMENTS – GOVERNMENT-WIDE	
STATEMENT OF NET POSITION	10
STATEMENT OF ACTIVITIES	11
FUND FINANCIAL STATEMENTS	
BALANCE SHEET – GENERAL FUND	12
RECONCILIATION OF THE BALANCE SHEET – GENERAL FUND TO THE STATEMENT OF NET POSITION	13
STATEMENT OF REVENUES, EXPENDITURES, AND CHANGES IN FUND BALANCES – GENERAL FUND	14
RECONCILIATION OF THE STATEMENT OF REVENUES, EXPENDITURES, AND CHANGES IN FUND BALANCES – GENERAL FUND TO THE STATEMENT OF ACTIVITIES	15
STATEMENT OF REVENUES, EXPENDITURES, AND CHANGES IN FUND BALANCE – BUDGET AND ACTUAL – GENERAL FUND	16
NOTES TO FINANCIAL STATEMENTS	17
REQUIRED SUPPLEMENTARY INFORMATION	
SCHEDULE OF CHANGES IN THE DISTRICT'S TOTAL OPEB LIABILITY AND RELATED RATIOS	44
SCHEDULE OF DISTRICT'S PROPORTIONATE SHARE OF NET PENSION LIABILITY – FLORIDA RETIREMENT SYSTEM PENSION PLAN	45
SCHEDULE OF DISTRICT CONTRIBUTIONS – FLORIDA RETIREMENT SYSTEM PENSION PLAN	46
SCHEDULE OF DISTRICT'S PROPORTIONATE SHARE OF NET PENSION LIABILITY – HEALTH INSURANCE SUBSIDY PENSION PLAN	47
SCHEDULE OF DISTRICT CONTRIBUTIONS – HEALTH INSURANCE SUBSIDY PENSION PLAN	48

**CAPTIVA ISLAND FIRE CONTROL DISTRICT
TABLE OF CONTENTS (CONTINUED)
YEAR ENDED SEPTEMBER 30, 2018**

INDEPENDENT AUDITORS' REPORT ON INTERNAL CONTROL OVER FINANCIAL REPORTING AND ON COMPLIANCE AND OTHER MATTERS BASED ON AN AUDIT OF FINANCIAL STATEMENTS PERFORMED IN ACCORDANCE WITH <i>GOVERNMENT AUDITING STANDARDS</i>	49
MANAGEMENT LETTER	51
RESPONSE TO MANAGEMENT LETTER	53
INDEPENDENT ACCOUNTANTS' REPORT	54



INDEPENDENT AUDITORS' REPORT

Board of Commissioners
Captiva Island Fire Control District
Captiva, Florida

Report on the Financial Statements

We have audited the accompanying financial statements of the governmental activities and the general fund of the Captiva Island Fire Control District (the District), as of and for the year ended September 30, 2018, and the related notes to the financial statements, which collectively comprise the entity's basic financial statements as listed in the table of contents.

Management's Responsibility for the Financial Statements

Management is responsible for the preparation and fair presentation of these financial statements in accordance with accounting principles generally accepted in the United States of America; this includes the design, implementation, and maintenance of internal control relevant to the preparation and fair presentation of financial statements that are free from material misstatement, whether due to fraud or error.

Auditors' Responsibility

Our responsibility is to express opinions on these financial statements based on our audit. We conducted our audit in accordance with auditing standards generally accepted in the United States of America and the standards applicable to financial audits contained in *Government Auditing Standards*, issued by the Comptroller General of the United States. Those standards require that we plan and perform the audit to obtain reasonable assurance about whether the financial statements are free from material misstatement.

An audit involves performing procedures to obtain audit evidence about the amounts and disclosures in the financial statements. The procedures selected depend on the auditors' judgment, including the assessment of the risks of material misstatement of the financial statements, whether due to fraud or error. In making those risk assessments, the auditor considers internal control relevant to the entity's preparation and fair presentation of the financial statements in order to design audit procedures that are appropriate in the circumstances, but not for the purpose of expressing an opinion on the effectiveness of the entity's internal control. Accordingly, we express no such opinion. An audit also includes evaluating the appropriateness of accounting policies used and the reasonableness of significant accounting estimates made by management, as well as evaluating the overall presentation of the financial statements.

We believe that the audit evidence we have obtained is sufficient and appropriate to provide a basis for our audit opinions.

Opinions

In our opinion, the financial statements referred to above present fairly, in all material respects, the respective financial position of the governmental activities and the general fund of the District as of September 30, 2018, and the respective changes in financial position and the budgetary comparison for the general fund for the year then ended in accordance with accounting principles generally accepted in the United States of America.

Emphasis of Matter

As described in Note 11, the District adopted the provisions of Governmental Accounting Standards Board Statement (GASBS) No. 75, *Accounting and Financial Reporting for Postemployment Benefits Other than Pensions*. As a result of the implementation of GASBS No. 75, the District reported a restatement for the change in accounting principle. Our auditors' opinion was not modified with respect to the restatement.

Other Matters

Required Supplementary Information

Accounting principles generally accepted in the United States of America require that the management's discussion and analysis on pages 3 through 9, schedule of changes in the District's total OPEB liability and related ratios on page 44, the schedules of the District's proportionate share of net pension liability and the schedules of District contributions on pages 45 through 48, be presented to supplement the basic financial statements. Such information, although not a part of the basic financial statements, is required by the Governmental Accounting Standards Board who considers it to be an essential part of financial reporting for placing the basic financial statements in an appropriate operational, economic, or historical context. We have applied certain limited procedures to the required supplementary information in accordance with auditing standards generally accepted in the United States of America, which consisted of inquiries of management about the methods of preparing the information and comparing the information for consistency with management's responses to our inquiries, the basic financial statements, and other knowledge we obtained during our audit of the basic financial statements. We do not express an opinion or provide any assurance on the information because the limited procedures do not provide us with sufficient evidence to express an opinion or provide any assurance.

Other Reporting Required by Government Auditing Standards

In accordance with *Government Auditing Standards*, we have also issued our report dated May 9, 2019, on our consideration of the District's internal control over financial reporting and on our tests of its compliance with certain provisions of laws, regulations, contracts, and grant agreements and other matters. The purpose of that report is solely to describe the scope of our testing of internal control over financial reporting and compliance and the results of that testing, and not to provide an opinion on the effectiveness of the District's internal control over financial reporting or on compliance. That report is an integral part of an audit performed in accordance with *Government Auditing Standards* in considering the District's internal control over financial reporting and compliance.



CliftonLarsonAllen LLP

Fort Myers, Florida
May 9, 2019

**CAPTIVA ISLAND FIRE CONTROL DISTRICT
MANAGEMENT'S DISCUSSION AND ANALYSIS
SEPTEMBER 30, 2018
(UNAUDITED)**

This discussion and analysis of the Captiva Island Fire Control District's (the District) financial statements is designed to introduce the basic financial statements and provide an analytical overview of the District's financial activities for the fiscal year ended September 30, 2018. The basic financial statements are comprised of the government-wide financial statements, governmental fund financial statements, and notes to the financial statements. We hope this will assist readers in identifying significant financial issues and changes in the District's financial position.

District Highlights

- At the close of fiscal year 2018 the District's liabilities and deferred inflows of resources exceeded its assets and deferred outflows of resources, resulting in net position (deficit) of (\$773,394).
- The District's total net position decreased \$454,019, or 142.2%, in comparison to the prior year. The decrease was due to the implementation of Governmental Accounting Standards Board Statement (GASBS) No. 75 and is further discussed in the government-wide financial analysis.
- Total revenues increased \$329,648, or 17.4%, in comparison to the prior year.
- Total expenses increased \$42,201, or 2.0%, in comparison to the prior year.

Overview of the Financial Statements:

This discussion and analysis is intended to serve as an introduction to the District's basic financial statements which are comprised of the following three components: 1) Government-wide Financial Statements, 2) Fund Financial Statements, and 3) Notes to the Financial Statements. Most of the District's revenue is collected via ad valorem taxes and is, therefore, reported as a Governmental Fund. The District does not perform any services to individual customers on a fee basis; therefore, there are no Proprietary Funds to report.

Government-Wide Financial Statements

Government-wide financial statements (statement of net position and statement of activities found on pages 10 and 11 are intended to allow a reader to assess a government's operational accountability. Operational accountability is defined as the extent to which the government has met its operating objectives efficiently and effectively, using all resources available for that purpose, and whether it can continue to meet its objectives for the foreseeable future. Government-wide financial statements concentrate on the District as a whole and do not emphasize fund types.

The *Statement of Net Position* (Page 10) presents information on all of the District's assets and deferred outflows, and liabilities and deferred inflows, with the difference reported as *net position*. The District's capital assets (property, plant, and equipment) are included in this statement and reported net of their accumulated depreciation.

The *Statement of Activities* (Page 11) presents revenue and expense information showing how the District's net position changed during the fiscal year. Both statements are measured and reported using the economic resource measurement focus (revenues and expenses) and the accrual basis of accounting (revenue recognized when earned and expense recognized when a liability is incurred).

**CAPTIVA ISLAND FIRE CONTROL DISTRICT
MANAGEMENT'S DISCUSSION AND ANALYSIS (CONTINUED)
SEPTEMBER 30, 2018
(UNAUDITED)**

Governmental Fund Financial Statements

The District accounts for its services in a *general governmental fund*. A fund is a grouping of related accounts that is being used to maintain control over resources that have been segregated for specific activities or objectives. Governmental funds are used to account for the sources, uses, and balances of a government's expendable general government financial resources (and the current liabilities). The main focus is on how money flows into and out of the general fund and the balances left at year-end that are available for spending.

The District, like other state and local governments, uses fund accounting to ensure and demonstrate compliance with finance-related legal requirements. The *Fund Financial Statements* can be found on pages 12 and 14.

Notes to the Financial Statements

The notes to the financial statements explain in detail some of the data contained in the preceding statements and begin on page 17. These notes are essential to a full understanding of the data provided in the government-wide and fund financial statements.

Government-Wide Financial Analysis

The government-wide financial statements were designed so that the user could determine if the District is in a better or worse financial condition from the prior year.

The following is a condensed summary of net position for the primary government as of September 30:

	<u>2018</u>	<u>2017</u>
Assets:		
Current and Other Assets	\$ 1,193,208	\$ 946,097
Capital Assets	3,900,494	4,028,515
Total Assets	<u>5,093,702</u>	<u>4,974,612</u>
Deferred Outflow of Resources:		
Deferred Amount Related to Pensions	1,046,131	1,018,886
Deferred Amount Related to OPEB	115,269	-
Total Deferred Outflow of Resources	<u>1,161,400</u>	<u>1,018,886</u>
Liabilities:		
Current Liabilities	532,496	311,023
Noncurrent Liabilities	6,292,788	5,889,793
Total Liabilities	<u>6,825,284</u>	<u>6,200,816</u>
Deferred Inflow of Resources:		
Deferred Amount Related to Pensions	<u>203,212</u>	<u>112,057</u>
Net Position:		
Net Investment in Capital Assets	591,803	503,029
Restricted for Capital Outlay	4,045	3,018
Unrestricted	<u>(1,369,242)</u>	<u>(825,422)</u>
Total Net Position (Deficit)	<u>\$ (773,394)</u>	<u>\$ (319,375)</u>

**CAPTIVA ISLAND FIRE CONTROL DISTRICT
MANAGEMENT'S DISCUSSION AND ANALYSIS (CONTINUED)
SEPTEMBER 30, 2018
(UNAUDITED)**

At the close of the 2018 budget year, the District's current and other assets totaled \$1,193,208, a 26.1% increase as compared to the prior year. These assets are comprised of unrestricted cash balances of \$971,790, investments of \$34,811, restricted cash of \$128,282, receivables from other governments of \$31,178, prepaid insurance of \$25,917, and receivables from others of \$1,230. The increase is due to revenues exceeding expenditures. The primary increase in revenue is due to the District increasing its ad valorem tax rate by 14.9% over the rate which would have produced the same amount of tax revenue as was received by the District in the prior year and resulted in additional gross tax revenue of \$290,233.

The balances of unrestricted cash and investments represent amounts that are available for spending at the District's discretion. Restricted cash balances are comprised of the impact fee funds restricted for the purchase of capital assets and loan proceeds held in a custodial account for the purchase of a fire rescue boat.

Capital assets totaled \$3,900,494, which represents 76.6% of total assets and is comprised of land, building, equipment, furniture, and vehicles, net of accumulated depreciation.

The deferred outflow of resources related to pensions of \$1,046,131 and related to OPEB of \$115,269 reflects the consumption of net position during fiscal year 2018 that actually relate to and will be recognized in future periods. See Note 7, which begins on page 27, and Note 9, which begins on page 38, respectively, for more detailed descriptions. Deferred outflows have a positive effect on the District's net position.

The District's total liabilities increased 10.1% as compared to the prior year. Current liabilities increased by \$221,473 or 71.2% due to an increase in the current portions of debt and total OPEB liability, while noncurrent liabilities increased by \$402,995 or 6.8%.

The deferred inflow of resources related to pensions of \$203,212 reflects the acquisition of net position during fiscal year 2018 that actually relate to and will be recognized in future periods. See Note 7 which begins on page 27 for a more detailed description. Deferred inflows have a negative effect on the District's net position.

The decrease in unrestricted net position of \$543,820 is the result of the implementation of GASBS No. 75, discussed in Note 11, on page 42 requiring a restatement of beginning net position. Additionally, increases in depreciation and personal services with related fringe benefit expenses associated with COLA and STEP increases were offset by decreases in operating expenditures and interest.

The unrestricted net position balance of (\$1,369,242) represents the difference between the District's total net position and the amounts invested in capital assets and restricted for capital outlay.

**CAPTIVA ISLAND FIRE CONTROL DISTRICT
MANAGEMENT'S DISCUSSION AND ANALYSIS (CONTINUED)
SEPTEMBER 30, 2018
(UNAUDITED)**

The following schedule reports the revenues, expenses, and changes in net position for the District for the year ended September 30:

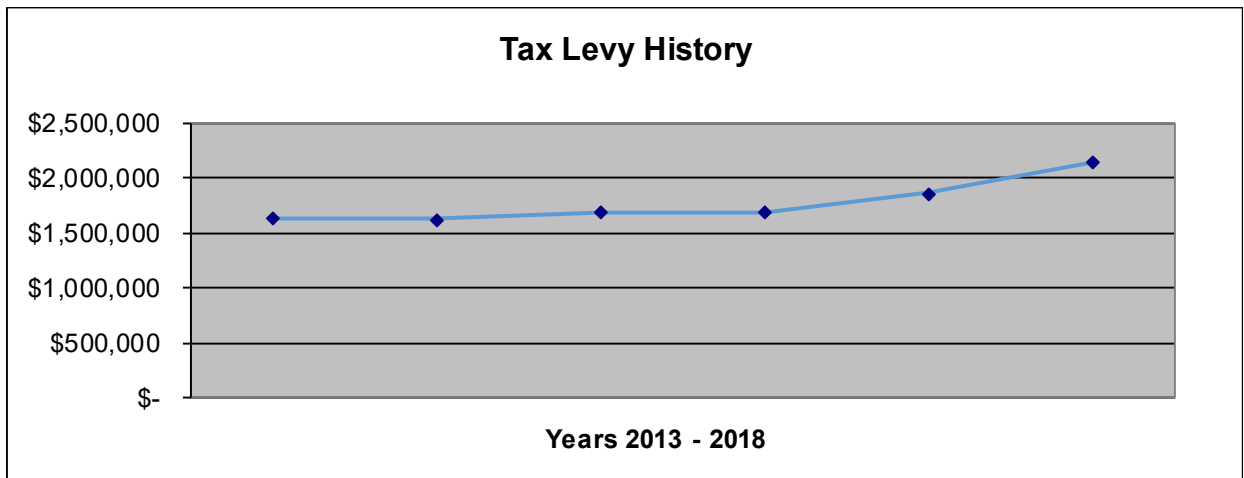
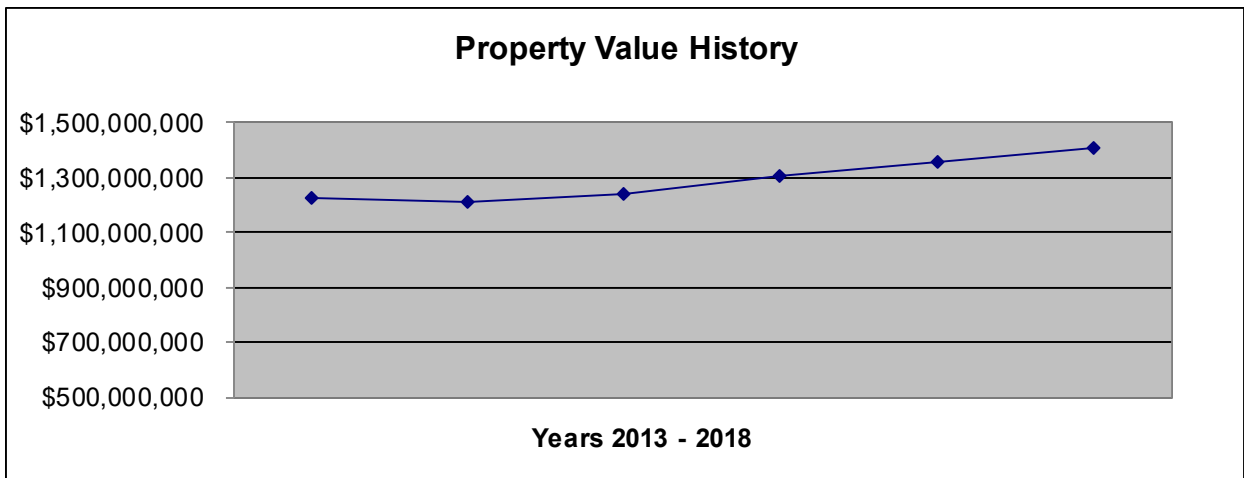
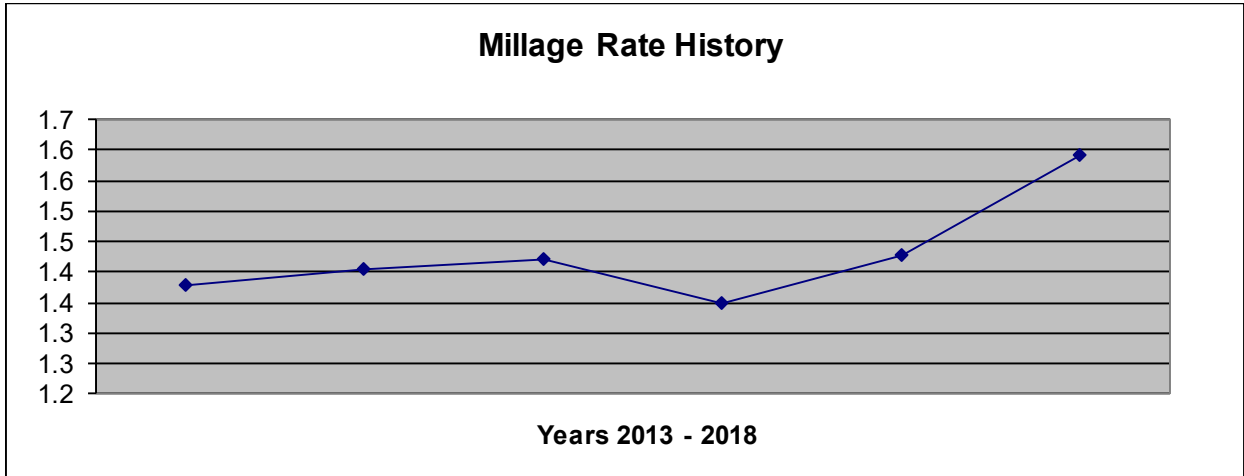
	<u>2018</u>	<u>2017</u>
Revenues:		
General Revenues:		
Ad Valorem Taxes	\$ 2,146,946	\$ 1,864,835
Investment Earnings	7,759	6,730
Impact Fees	1,009	476
Miscellaneous	20,047	11,520
Program Revenues:		
Charges and Fees	3,865	1,710
Operating Grants and Contributions	39,733	4,440
Total Revenues	<u>2,219,359</u>	<u>1,889,711</u>
 Public Safety - Fire and Rescue Services:		
Personal Services	1,617,941	1,543,875
Operating Expenditures	216,530	262,334
Interest	103,645	107,186
Depreciation	172,507	155,027
Total Expenses	<u>2,110,623</u>	<u>2,068,422</u>
 Increase (Decrease) in Net Position	108,736	(178,711)
 Net Position - Beginning	(319,375)	(140,664)
 Restatement of Net Position	<u>(562,755)</u>	<u>-</u>
 Net Position - Ending	<u>\$ (773,394)</u>	<u>\$ (319,375)</u>

Total revenues increased \$329,648, or 17.4%, in comparison to the prior year. The \$282,111 increase in ad valorem taxes is due to both an increase in the District's tax rate, to the levy of a 1.5905 millage rate, which was 14.9% over the rolled-back rate, plus an increase of 3.2% in property values over the prior year and an addition of \$8,499,623 in new construction added to the tax rolls.

Total expenses increased \$42,201, or 2.0%, in comparison to the prior year. The \$74,066 or 4.8% increase in Personal Services was the result of a 2.7% cost-of-living increase for supervisory personnel and STEP pay increases for eligible employees and increases in the State-mandated employer contribution to the retirement plan also added to the increase in Personal Services. The \$45,804, or 17.5%, decrease in Operating Expenditures was due to the reduction in repair and maintenance expenditures because of the replacement of old vehicles and equipment in prior years. The District continues to strive to reduce expenses where possible without a reduction in services.

**CAPTIVA ISLAND FIRE CONTROL DISTRICT
MANAGEMENT'S DISCUSSION AND ANALYSIS (CONTINUED)
SEPTEMBER 30, 2018
(UNAUDITED)**

The following charts display the history of millage rates, property values, and taxes levied for the past five years.



**CAPTIVA ISLAND FIRE CONTROL DISTRICT
MANAGEMENT'S DISCUSSION AND ANALYSIS (CONTINUED)
SEPTEMBER 30, 2018
(UNAUDITED)**

Budgetary Highlights

The District adopts an annual budget for its funds as required by Florida Statute (see Note 1 for more information). The District did not amend its budget during the current year.

Total personal services expenses were less than the budgeted amount by \$108,778 or 6.6% due to the delay in replacing the Deputy Chief position when the person in that position was promoted to Chief after the retirement of the former Chief in January 2018. Total operating expenses were less than the budgeted amount by \$108,246 and debt service expenses agreed to the budgeted amount. Capital outlay expenditures were less than the budgeted amount by \$221,217 due to the delay in receipt of the fire rescue boat ordered during the fiscal year but delivered after September 30.

See page 16 for more information on the District's budget to actual performance in the General Fund.

Capital Assets

Nondepreciable capital assets are comprised of land and construction in progress. Depreciable assets include buildings, improvements other than buildings, office equipment, machinery and equipment, and vehicles.

The following is a schedule of the District's capital assets as of September 30:

	<u>2018</u>	<u>2017</u>
Land	\$ 180,170	\$ 180,170
Total Capital Assets Not Being Depreciated	180,170	180,170
Capital Assets Being Depreciated:		
Fire and Rescue Equipment	299,934	292,011
Buildings	3,090,856	3,090,856
Fire and Rescue Vehicles	750,985	750,985
Pagers and Radios	91,745	112,171
Furniture, Fixtures, and Equipment	130,212	130,129
Total Capital Assets Being Depreciated	<u>4,363,732</u>	<u>4,376,152</u>
Accumulated Depreciation:		
Fire and Rescue Equipment	86,788	82,573
Buildings	256,279	177,026
Fire and Rescue Vehicles	182,379	132,837
Pagers and Radios	76,583	102,591
Furniture, Fixtures, and Equipment	41,379	32,780
Total Accumulated Depreciation	<u>643,408</u>	<u>527,807</u>
Total Capital Assets Being Depreciated, Net	<u>3,720,324</u>	<u>3,848,345</u>
Total Capital Assets	<u>\$ 3,900,494</u>	<u>\$ 4,028,515</u>

See Note 3 to the financial statements for capital asset activity for the year ended September 30, 2018.

**CAPTIVA ISLAND FIRE CONTROL DISTRICT
MANAGEMENT'S DISCUSSION AND ANALYSIS (CONTINUED)
SEPTEMBER 30, 2018
(UNAUDITED)**

Long-Term Liabilities

The following is a schedule of the District's long-term liabilities at September 30:

	<u>2018</u>	<u>2017</u>
Capital Leases	<u>\$ 3,432,928</u>	<u>\$ 3,525,486</u>

See Note 5 for more information on the District's long-term liabilities.

Economic Factors and Next Year's Budget Rates

The following were factors considered when next year's budget was prepared:

- Property values were assessed by the Lee County property appraiser's office at 3.6% higher than the previous year and the addition of \$1,554,488 in new construction provided a taxable property base of \$1,452,432,311 for the budget year 2018-2019. The District levied an operating millage rate of 1.7000 which, together with the increase in property values, will provide \$226,230 in additional net tax revenue.
- Increased personal services expenditures in budget year 2018-2019 include cost-of-living increases for the Chief, Deputy Chief, and supervisory personnel and salary adjustments for collective bargaining positions per the ratified contract.
- Increased operating expenditures were budgeted in fiscal year 2018-2019 for estimated increases in travel costs associated with attending educational conferences, building and vehicle repair costs, medical supplies, and fuel costs associated with the fire rescue boat.
- Capital outlay included in the fiscal year 2018-2019 budget included bunker gear, portable radios and other communications and computer equipment.

Request for Information

Questions regarding any information provided in this report should be directed to:

Captiva Island Fire Control District
Chief Jeff Pawul
P.O. Box 477
Captiva, Florida 33924
(239) 472-9494

**CAPTIVA ISLAND FIRE CONTROL DISTRICT
STATEMENT OF NET POSITION
SEPTEMBER 30, 2018**

	Governmental Activities
ASSETS	
CURRENT ASSETS	
Cash	\$ 971,790
Investments	34,811
Accounts Receivable	1,230
Due from Other Governments	31,178
Prepaid Expenses	25,917
Cash, Restricted	128,282
Capital Assets:	
Nondepreciable	180,170
Depreciable, Net	3,720,324
Total Assets	5,093,702
DEFERRED OUTFLOWS OF RESOURCES	
Deferred Amount Related to Pensions	1,046,131
Deferred Amount Related to OPEB	115,269
Total Deferred Outflows of Resources	1,161,400
LIABILITIES	
CURRENT LIABILITIES	
Accounts Payable	37,272
Accrued Interest Payable	37,664
Accrued Expenses	50,613
Total OPEB Liability	115,269
Compensated Absences	53,032
Capital Leases	238,646
Total Current Liabilities	532,496
NONCURRENT LIABILITIES	
Net Pension Liability	2,198,999
Total OPEB Liability	753,309
Compensated Absences	146,198
Capital Leases	3,194,282
Total Noncurrent Liabilities	6,292,788
Total Liabilities	6,825,284
DEFERRED INFLOWS OF RESOURCES	
Deferred Amount Related to Pensions	203,212
NET POSITION	
Net Investment in Capital Assets	591,803
Restricted for Capital Outlay	4,045
Unrestricted	(1,369,242)
Total Net Position (Deficit)	\$ (773,394)

See accompanying Notes to Financial Statements.

**CAPTIVA ISLAND FIRE CONTROL DISTRICT
STATEMENT OF ACTIVITIES
YEAR ENDED SEPTEMBER 30, 2018**

	Governmental Activities
PROGRAM EXPENSES	
Public Safety - Fire Control:	
Personal Service	\$ 1,617,941
Operating	216,530
Interest	103,645
Depreciation	172,507
Total Program Expenses	2,110,623
PROGRAM REVENUES	
Charges and Fees	3,865
Operating Grants and Contributions	39,733
Total Program Revenues	43,598
Net Program Expenses	2,067,025
GENERAL REVENUES	
Ad Valorem Taxes	2,146,946
Miscellaneous:	
Investment Income	7,759
Impact Fees	1,009
Other	20,047
Total General Revenues	2,175,761
CHANGE IN NET POSITION	108,736
Net Position - Beginning of Year as Previously Reported	(319,375)
Restatement of Net Position - Note 11	(562,755)
Net Position - Beginning of Year as Restated	(882,130)
NET POSITION - END OF YEAR	\$ (773,394)

See accompanying Notes to Financial Statements.

**CAPTIVA ISLAND FIRE CONTROL DISTRICT
BALANCE SHEET – GENERAL FUND
SEPTEMBER 30, 2018**

ASSETS

CURRENT ASSETS

Cash	\$ 971,790
Investments	34,811
Accounts Receivable	1,230
Due from Other Governments	31,178
Cash, Restricted	<u>128,282</u>

Total Assets	<u><u>\$ 1,167,291</u></u>
--------------	----------------------------

**LIABILITIES, DEFERRED INFLOWS OF
RESOURCES AND FUND BALANCE**

CURRENT LIABILITIES

Account Payable	\$ 37,272
Accrued Expenses	<u>50,613</u>

Total Liabilities	87,885
-------------------	--------

DEFERRED INFLOWS OF RESOURCES

Unavailable Revenue	12,471
---------------------	--------

FUND BALANCE

Restricted for Capital Outlay	128,282
Committed:	
Postemployment Health Benefits	80,000
Disaster Contingency	282,000
Assigned to Subsequent Year's Expenditures	94,937
Unassigned	<u>481,716</u>
Total Fund Balance	<u><u>1,066,935</u></u>

Total Liabilities, Deferred Inflows of Resources and Fund Balance	<u><u>\$ 1,167,291</u></u>
--	----------------------------

**CAPTIVA ISLAND FIRE CONTROL DISTRICT
RECONCILIATION OF THE BALANCE SHEET – GENERAL FUND
TO THE STATEMENT OF NET POSITION
SEPTEMBER 30, 2018**

Total Fund Balance - General Fund		\$ 1,066,935
Amounts reported for governmental activities in the statement of net position are different because:		
Capital assets used in governmental activities are not financial resources and are, therefore, not reported in the fund.		3,900,494
Prepaid expenses reported on statement of net position are not reported in the fund.		25,917
Deferred outflows of resources are reported as a result of changes in deferred amounts related to pensions and OPEB in the statement of net position.		1,161,400
Certain revenues will be collected after year-end, but are not available to pay for the current period's expenditures, and therefore are reported as deferred inflows in the fund.		12,471
Debt interest payable that will not be liquidated with current financial resources is not reported as a liability on the balance sheet.		(37,664)
Long-term liabilities are not due and payable in the current period and, therefore, are not reported in the fund.		
Compensated Absences	\$ (199,230)	
Capital Lease Payable	(3,432,928)	
Total OPEB Liability	(868,578)	
Net Pension Liability	<u>(2,198,999)</u>	(6,699,735)
Deferred inflows of resources are reported as a result of changes in deferred amounts related to pensions in the statement of net position.		<u>(203,212)</u>
Net Position (Deficit) of Governmental Activities		<u><u>\$ (773,394)</u></u>

See accompanying Notes to Financial Statements.

**CAPTIVA ISLAND FIRE CONTROL DISTRICT
STATEMENT OF REVENUES, EXPENDITURES, AND
CHANGES IN FUND BALANCES – GENERAL FUND
YEAR ENDED SEPTEMBER 30, 2018**

REVENUES

Ad Valorem Taxes	\$ 2,146,946
Intergovernmental Revenue	27,262
Charges for Services	3,865
Miscellaneous:	
Interest Income	7,759
Impact Fees	1,009
Other	20,045
Total Revenues	2,206,886

EXPENDITURES

Public Safety - Fire Control:	
Current:	
Personal Services	1,548,918
Operating	207,898
Debt Service:	
Principal	216,795
Interest	103,576
Capital Outlay	52,883
Total Expenditures	2,130,070

EXCESS OF REVENUES OVER EXPENDITURES 76,816

OTHER FINANCING SOURCES

Proceeds from Issuance of Capital Lease	124,237
---	---------

NET CHANGE IN FUND BALANCE 201,053

Fund Balance - Beginning of Year 865,882

FUND BALANCE - END OF YEAR \$ 1,066,935

**CAPTIVA ISLAND FIRE CONTROL DISTRICT
RECONCILIATION OF THE STATEMENT OF REVENUES, EXPENDITURES, AND
CHANGES IN FUND BALANCES – GENERAL FUND
TO THE STATEMENT OF ACTIVITIES
YEAR ENDED SEPTEMBER 30, 2018**

Net Change in Fund Balance - General Fund \$ 201,053

Amounts reported for governmental activities in the statement of activities are different because:

Governmental funds report capital outlay as expenditures. However, in the statement of activities, the cost of those assets is allocated over their estimated useful lives and reported as depreciation expense. Transactions involving capital assets are summarized below.

Capital Outlay	\$ 52,883	
Depreciation	(172,507)	
Loss on Disposal of Capital Assets	<u>(8,397)</u>	(128,021)

Certain revenues not considered available are not recognized in the governmental fund, but are included in the statement of activities. 12,471

Certain operating expenditures for future period recognized on the statement of revenues, expenditures, and changes in fund balance but not on the statement of activities. This amount represents the change in prepaid expenses. 2,335

Issuance of long-term debt provides current financial resources to governmental funds, while the repayment of the principal of long-term debt consumes the current financial resources of governmental funds. Neither transaction, however, has any effect on net position.

Capital Lease Proceeds	(124,237)	
Capital Lease Payments	<u>216,795</u>	92,558

Certain expenses reported in the statement of activities do not require the use of current financial resources and, therefore, are reported as expenditures in the governmental fund.

Change in Compensated Absences	(12,325)	
Change in Accrued Interest Payable	<u>(69)</u>	(12,394)

Net change in the total OPEB liability and related deferred amounts is reported in the government-wide statements, but not in the governmental fund statements. 117,959

Net change in the net pension liability and related deferred amounts is reported in the government-wide statements, but not in the governmental fund statements. (177,225)

Change in Net Position of Governmental Activities \$ 108,736

**CAPTIVA ISLAND FIRE CONTROL DISTRICT
STATEMENT OF REVENUES, EXPENDITURES, AND
CHANGES IN FUND BALANCE – BUDGET AND ACTUAL – GENERAL FUND
YEAR ENDED SEPTEMBER 30, 2018**

	Budgeted Amounts		Actual Amounts	Variance with Final Budget
	Original	Final		
REVENUES				
Ad Valorem Taxes	\$ 2,154,016	\$ 2,154,016	\$ 2,146,946	\$ (7,070)
Intergovernmental Revenue	130,190	130,190	27,262	(102,928)
Charges for Services	1,150	1,150	3,865	2,715
Miscellaneous:				
Interest Income	6,500	6,500	7,759	1,259
Impact Fees	-	-	1,009	1,009
Other	4,000	4,000	20,045	16,045
Total Revenues	<u>2,295,856</u>	<u>2,295,856</u>	<u>2,206,886</u>	<u>(88,970)</u>
EXPENDITURES				
Current:				
Personal Services:				
Personal Service	998,519	998,519	935,616	62,903
Personal Services Benefits	659,177	659,177	613,302	45,875
Operating:				
Professional Services	79,242	79,242	44,453	34,789
Communications Services	29,000	29,000	27,507	1,493
Tax Collector Commissions	26,960	26,960	26,960	-
Insurance	22,800	22,800	22,617	183
Repairs and Maintenance	34,910	34,910	29,303	5,607
Training and Education	42,707	42,707	5,795	36,912
Other Operating Expenditures	80,525	80,525	51,263	29,262
Debt Service:				
Principal	216,796	216,796	216,795	1
Interest	103,576	103,576	103,576	-
Capital Outlay	274,100	274,100	52,883	221,217
Total Expenditures	<u>2,568,312</u>	<u>2,568,312</u>	<u>2,130,070</u>	<u>438,242</u>
REVENUES OVER (UNDER) EXPENDITURES	(272,456)	(272,456)	76,816	349,272
OTHER FINANCING SOURCES				
Proceeds from Issuance of Capital Lease	125,750	125,750	124,237	(1,513)
NET CHANGE IN FUND BALANCES	(146,706)	(146,706)	201,053	347,759
Fund Balance - October 1, 2017	865,882	865,882	865,882	-
FUND BALANCE - SEPTEMBER 30, 2018	<u>\$ 719,176</u>	<u>\$ 719,176</u>	<u>\$ 1,066,935</u>	<u>\$ 347,759</u>

See accompanying Notes to Financial Statements.

**CAPTIVA ISLAND FIRE CONTROL DISTRICT
NOTES TO FINANCIAL STATEMENTS
SEPTEMBER 30, 2018**

NOTE 1 SUMMARY OF SIGNIFICANT ACCOUNTING POLICIES

Defining the Governmental Reporting Entity

The Captiva Island Fire Control District (the District) is an independent special district of the State of Florida. The District was established by act of the Florida legislature dated May 10, 1955, as Chapter 30929, Laws of Florida 1955, and as repealed and replaced by Chapter 2000 – 421, Laws of Florida, on June 5, 2000. The business and affairs of the District are governed by an elected Board of Commissioners, which consists of three members who are elected for terms of four years.

The purpose of the District is to provide fire suppression and control and emergency medical and rescue response services to Captiva Island. In providing these services, the District operates and maintains one station house and its related equipment and employs 13 full-time employees.

In evaluating the District as a reporting entity, management considered all potential component units in accordance with applicable Governmental Accounting Standards Board (GASB) Statements. A component unit is a legally separate organization for which the elected officials of the primary government are financially accountable. Management reviewed all of the financial accountability concepts and determined that there are no component units required to be included in the District's financial statements.

Basic Financial Statements

The government-wide financial statements consist of a statement of net position and a statement of activities that report information about the District as a whole. The statement of net position reports all financial and capital resources.

The statement of activities demonstrates the degree to which the direct expenses of the District's program are offset by program revenues. Direct expenses are those that are clearly identifiable with a specific program. Program revenues include: 1) charges to customers who purchase, use, or directly benefit from goods, services, or privileges provided by a given program and 2) grants and contributions that are restricted to capital requirements of a particular program. Taxes and other items not properly included among program revenues are reported instead as general revenues.

Fund financial statements are presented to report additional and detailed information about the District. Fund financial statements accompany the government-wide financial statements and present a summary reconciliation to explain differences between the data reported in the governmental funds and the data reported for the corresponding governmental activities in the government-wide financial statements.

Measurement Focus, Basis of Accounting, and Financial Statement Presentation

The government-wide financial statements are reported using the economic resources measurement focus and the accrual basis of accounting. Revenues are recorded when earned and expenses are recorded when a liability is incurred, regardless of the timing of related cash flows.

**CAPTIVA ISLAND FIRE CONTROL DISTRICT
NOTES TO FINANCIAL STATEMENTS
SEPTEMBER 30, 2018**

NOTE 1 SUMMARY OF SIGNIFICANT ACCOUNTING POLICIES (CONTINUED)

**Measurement Focus, Basis of Accounting, and Financial Statement Presentation
(Continued)**

Government fund financial statements are reported using the current financial resources measurement focus and the modified accrual basis of accounting. Revenues are recognized as soon as they are both measurable and available. Revenues are considered to be available when they are collectible within the current period or soon enough thereafter to pay liabilities of the current period. Expenditures generally are recorded when a liability is incurred, as under accrual accounting. However, expenditures related to compensated absences and claims and judgments are recorded only when such liabilities have matured. Proceeds of general long-term debt and acquisitions under capital leases are reported as other financing sources.

Ad valorem property taxes are recorded as revenues in the fiscal year in which the taxes are due and collected within 60 days of fiscal year-end. Investment earnings are recognized when earned. All other revenue items are recognized when they become measurable and available to finance expenditures of the fiscal period. Generally, revenues are considered available when they are collected within the current period or within 60 days after the end of the fiscal year.

Fund Accounting

The accounts of the District are organized on the basis of a fund accounted for with a separate set of self-balancing accounts that comprise its assets, liabilities, fund equity, revenue, and expenditures, as appropriate. Government resources are allocated to and accounted for in individual funds based upon the purpose for which they are to be spent and the means by which spending activities are controlled. The District reports the following major governmental fund:

General Fund

The General Fund is the general operating fund of the District. All financial resources, which are not specifically restricted or designated as to use, are recorded in the General Fund.

Prepaid Items

Certain payments to vendors reflect costs applicable to future accounting periods and are recorded as prepaid items in the government-wide financial statements. The District has elected to treat these items under the purchase method for the governmental fund financial statements. As such, the costs are recognized immediately as expenditures when paid.

**CAPTIVA ISLAND FIRE CONTROL DISTRICT
NOTES TO FINANCIAL STATEMENTS
SEPTEMBER 30, 2018**

NOTE 1 SUMMARY OF SIGNIFICANT ACCOUNTING POLICIES (CONTINUED)

Capital Assets

Capital assets, which include property, plant, and equipment, are reported only in the government-wide financial statements. Capital assets are those acquired for general government purposes with an initial, individual cost equal to or more than \$1,000 and an estimated useful life of more than one year for all capital assets except infrastructure. Infrastructure assets with a cost exceeding \$5,000 and an estimated useful life of one year or more are capitalized. Capital assets are recorded at historical cost if purchased or constructed. Donated assets are recorded at their estimated acquisition value at the date of the donation.

The cost of normal maintenance and repairs that do not add to the value of the asset or materially extend asset lives are not capitalized. Major outlays for capital assets and improvements are capitalized as projects are constructed.

Capital assets of the District are depreciated using the straight-line method over the following estimated useful lives:

Building	20 to 40 Years
Fire and Rescue Vehicles	5 to 20 Years
Fire and Rescue Equipment	5 to 40 Years
Furniture and Fixtures	7 to 30 Years
Pagers and Radios	5 Years

Budgets and Budgetary Accounting

The following procedures are used by the District in establishing the budgetary data reflected in the financial statements:

1. During the summer of each year, the District Fire Chief submits to the Board of Commissioners a proposed operating budget for the fiscal year commencing on the upcoming first day of October. The operating budget includes proposed expenditures and the means of financing them.
2. Public hearings are conducted to obtain taxpayers comments.
3. The budget is adopted by approval of the Board of Commissioners.
4. Budget transfers can be made throughout the year between expenditure accounts within a fund by approval of the Board of Commissioners.
5. Budget amounts, as shown in these financial statements, are as originally adopted and as finally amended by the Board of Commissioners.
6. The budget is adopted on a basis consistent with accounting principles generally accepted in the United States. Budgeted appropriations lapse at year-end.
7. The level of control for appropriations is exercised at the fund level. There were no supplemental appropriations during the year ended September 30, 2018.

**CAPTIVA ISLAND FIRE CONTROL DISTRICT
NOTES TO FINANCIAL STATEMENTS
SEPTEMBER 30, 2018**

NOTE 1 SUMMARY OF SIGNIFICANT ACCOUNTING POLICIES (CONTINUED)

Deferred Outflows/Inflows of Resources

In addition to assets, the statement of financial position reports a separate section for deferred outflows of resources. This separate financial statement element, deferred outflows of resources, represents a consumption of net position that applies to a future period(s) and so will not be recognized as an outflow of resources (expense/expenditure) until then. The deferred outflows of resources reported in the District's statement of net position represent pension related amounts and other postemployment benefit (OPEB) related amounts. These amounts will be recognized as increases in pension expense and OPEB expense in future years.

In addition to liabilities, the statement of financial position reports a separate section for deferred inflows of resources. This separate financial statement element, deferred inflows of resources, represents an acquisition of net position that applies to a future period(s) and so will not be recognized as an inflow of resources (revenue) until that time. The deferred inflows of resources reported in the District's statement of net position represent pension related amounts. These amounts will be recognized as reductions in pension expense in future years. The deferred inflows of resources reported in the District's balance sheet represent unavailable grant revenue. This amount is deferred and recognized as inflow of resources in the period that the amount becomes available.

Pensions

In the government-wide statements of net position, liabilities are recognized for the District's proportionate share of each pension plan's net pension liability. For purposes of measuring the net pension liability, deferred outflows/inflows of resources, and pension expense, information about the fiduciary net position of the Florida Retirement System (FRS) defined benefit plan and the Health Insurance Subsidy (HIS) and additions to/deductions from FRS's and HIS's fiduciary net position have been determined on the same basis as they are reported by the FRS and HIS plans. For this purpose, plan contributions are recognized as of employer payroll paid dates and benefit payments and refunds of employee contributions are recognized when due and payable in accordance with the benefit terms. Investments are reported at fair value.

Other Postemployment Benefits (OPEB)

In the government-wide statement of net position, a liability is recognized for the District's total OPEB liability as determined by an actuarial review of the healthcare coverage purchased by retirees to continue participation in the District's health plan. The District subsidizes 50% of the retirees' premium cost. OPEB expense is recognized immediately for changes in the OPEB liability resulting from current year service cost, interest on the total OPEB liability and changes of benefit terms, actuarial assumptions, or experience.

**CAPTIVA ISLAND FIRE CONTROL DISTRICT
NOTES TO FINANCIAL STATEMENTS
SEPTEMBER 30, 2018**

NOTE 1 SUMMARY OF SIGNIFICANT ACCOUNTING POLICIES (CONTINUED)

Compensated Absences

The District's employees accumulate sick and vacation leave based on years of continuous service. District policy allows employees to accumulate vacation leave up to a maximum of 432 hours. Upon termination of employment, an employee will receive payment for accumulated vacation leave. District policy allows employees to accumulate sick leave up to a maximum of 1,440 hours. Upon termination of employment, an employee may receive payment of one-half of the sick leave accumulated.

The amount of compensated absences recorded as a liability in the General Fund would be the amount currently payable due to an employee termination. The District has no current portion in the current year. Both the current and noncurrent portion of compensated absences is reported in the statement of net position.

Impact Fees

The District receives impact fees in accordance with an interlocal agreement with Lee County, Florida. Impact fees collected by Lee County are remitted on a quarterly basis to the District. The District, with prior Lee County approval, may expend amounts collected on qualifying capital expenditures. Funds received that are not expended within 20 years must be refunded.

Because of the eligibility requirements imposed in the agreement, (1) prior approval before expenditure and (2) refund if not expended, the District records receipts of funds as restricted cash.

Fund Balances

In the fund financial statements, governmental funds report fund classifications that comprise a hierarchy based primarily on the extent to which the District is bound to honor constraints on the specific purposes for which amounts in those funds can be spent. Fund balance is reported in five components: nonspendable, restricted, committed, assigned, and unassigned.

Nonspendable Fund Balance – Amounts that are (a) not in spendable form or (b) legally or contractually required to be maintained intact. "Not in spendable form" includes items that are not expected to be converted to cash (such as inventories and prepaid amounts) and items such as long-term amount of loans and notes receivable, as well as property acquired for resale. The corpus (or principal) of a permanent fund is an example of an amount that is legally or contractually required to be maintained intact. The District did not report Nonspendable Fund Balance as of September 30, 2018.

**CAPTIVA ISLAND FIRE CONTROL DISTRICT
NOTES TO FINANCIAL STATEMENTS
SEPTEMBER 30, 2018**

NOTE 1 SUMMARY OF SIGNIFICANT ACCOUNTING POLICIES (CONTINUED)

Fund Balances (Continued)

Restricted Fund Balance – Amounts that can be spent only for specific purposes stipulated by (a) external resource providers such as creditors (by debt covenants), grantors, contributors, or laws or regulations of other governments or (b) imposed by law through constitutional provisions or enabling legislation.

Committed Fund Balance – Amounts that can be used only for the specific purposes determined by a formal action (resolution) of the District's Board of Commissioners, the District's highest level of decision-making authority. Commitments may be changed or lifted only by the Board of Commissioners taking the same formal action (resolution) that imposed the constraint originally. Resources accumulated pursuant to stabilization arrangements sometimes are reported in this category.

Assigned Fund Balance – Includes spendable fund balance amounts established by the administration of the District that are intended to be used for specific purposes that are neither considered restricted or committed.

Unassigned Fund Balance – Unassigned fund balance is the residual classification for the general fund. This classification represents fund balance that has not been restricted, committed, or assigned to specific purposes within the general fund. Unassigned fund balance may also include negative balances for the general fund if expenditures exceed amounts restricted, committed, or assigned for those specific purposes.

The District expends restricted amounts first when both restricted and unrestricted fund balances are available unless there are legal documents that prohibit doing this, such as in grant agreements requiring dollar for dollar spending. Additionally, the District would first use committed fund balance, followed by assigned fund balance, and then unassigned fund balance when expenditures are incurred for purposes for which amounts in any of the unrestricted fund balance classifications could be used.

Minimum Fund Balance Policy

Unassigned fund balance is the residual classification for the general fund and represents fund balance that has not been restricted, committed, or assigned to specific purposes within the general fund.

Annually, if prior committed or assigned fund balances cause the unassigned fund balance to fall below 17% of general fund operating expenditures, the Fire Chief will notify the Board of Commissioners in order for the necessary action to be taken to restore the unassigned fund balance to 17% of the general fund operating expenditures within no more than two years.

**CAPTIVA ISLAND FIRE CONTROL DISTRICT
NOTES TO FINANCIAL STATEMENTS
SEPTEMBER 30, 2018**

NOTE 1 SUMMARY OF SIGNIFICANT ACCOUNTING POLICIES (CONTINUED)

Use of Estimates

The preparation of financial statements in conformity with accounting principles generally accepted in the United States of America requires management to make estimates and assumptions that affect the reported amounts of assets, liabilities, and disclosure of contingent assets and liabilities as of the date of the financial statements, and the reported amounts of revenue and expenditures or expenses during the reporting period. Actual results could differ from those estimates.

NOTE 2 CASH AND INVESTMENTS

Deposits

Custodial credit risk is the risk that in the event of a bank failure, the District's deposits may not be returned to it. In accordance with its policy, all District depositories are banks designated by the Florida Chief Financial Officer as qualified public depositories. Chapter 280 of the Florida Statutes, "Florida Security for Public Deposits Act," provides procedures for public depositories to ensure public monies in banks and saving and loans are collateralized with the Florida Chief Financial Officer as agent for the public entities. Chapter 280 defines deposits as demand deposit accounts, time deposit accounts, and nonnegotiable certificates of deposit.

Financial institutions qualifying as public depositories shall deposit with the Florida Chief Financial Officer eligible collateral at the pledging level required pursuant to Chapter 280. The Florida Security for Public Deposits Act has a procedure for the payment of losses in the event of a default or insolvency. When public deposits are made in accordance with Chapter 280, no public depositor shall be liable for any loss thereof, and therefore, the District is not exposed to custodial credit risk for its deposits.

Investments

In accordance with its policy and Section 218.415(17), Florida Statutes, the District is authorized to invest its funds in the Florida PRIME™ (PRIME) Trust Fund (formerly the Local Government Surplus Funds Trust Fund Investment Pool), which is administered by the Florida State Board of Administration (SBA) under the regulatory oversight of the State of Florida, Chapter 19-7 of the Florida Administrative Code.

In accordance with GASB Statement No. 79, *Certain External Investment Pools and Pool Participants*, Florida PRIME currently meets all of the necessary criteria to elect to measure all of the investments in Florida PRIME at amortized cost. Therefore, the District's participant account balance is also recorded at amortized cost and exempt from the GASB Statement No. 72, *Fair Value Measurement and Application*. The weighted average days to maturity (WAM) of the Florida PRIME at September 30, 2018 was 33 days. The District's investment in the SBA Florida Prime investment pool was rated AAAM by Standard and Poor's as of September 30, 2018.

**CAPTIVA ISLAND FIRE CONTROL DISTRICT
NOTES TO FINANCIAL STATEMENTS
SEPTEMBER 30, 2018**

NOTE 2 CASH AND INVESTMENTS (CONTINUED)

Investments (Continued)

The balance of the District's investment in Florida PRIME was \$34,811 at September 30, 2018.

In accordance with GASB Statement No. 79, *Certain External Investment Pools and Pool Participants*, as a participant in a qualifying external investment pool, the District should disclose the presence of any limitations or restrictions on withdrawals (such as redemption notice periods, maximum transaction amounts and the qualifying external investment pool's authority to impose liquidity or redemption gates) in notes to the financial statements.

With regard to redemption gates relating to the SBA trust fund, Florida Statutes, Chapter 218.409(8)(a), provides that the principal, and any part thereof, of each account constituting the trust fund is subject to payment at any time from the moneys in the trust fund. However, the Executive Director may, in good faith, on the occurrence of an event that has a material impact on liquidity or operations of the trust fund, for 48 hours limit contributions to or withdrawals from the trust fund to ensure that the board can invest moneys entrusted to it in exercising its fiduciary responsibility. Such action must be immediately disclosed to all participants, the Trustees, the Joint Legislative Auditing Committee, the Investment Advisory Council, and the Participant Local Government Advisory Council. The Trustees shall convene an emergency meeting as soon as practicable from the time the Executive Director has instituted such measures and review the necessity of those measures. If the Trustees are unable to convene an emergency meeting before the expiration of the 48-hour moratorium on contributions and withdrawals, the Executive Director may extend the moratorium until the Trustees are able to meet to review the necessity for the moratorium. If the Trustees agree with such measures, the Trustees shall vote to continue the measures for up to an additional 15 days. The Trustees must convene and vote to continue any such measures before the expiration of the time limit set, but in no case may the time limit set by the Trustees exceed 15 days.

With regard to liquidity fees, Florida Statute 219.409(4) provides authority for the SBA to impose penalties for early withdrawal, subject to disclosure in the enrollment materials of the amount and purpose of such fees. At present, no such disclosure has been made.

As of September 30, 2018, there were no redemption fees or maximum transaction amounts, or any other requirements that serve to limit a participant's daily access to 100% of their account value.

**CAPTIVA ISLAND FIRE CONTROL DISTRICT
NOTES TO FINANCIAL STATEMENTS
SEPTEMBER 30, 2018**

NOTE 3 CAPITAL ASSETS

Capital asset activity for the year ended September 30, 2018 is as follows:

	Balance September 30, 2017	Additions	Deletions	Balance September 30, 2018
Capital Assets Not Being Depreciated:				
Land	\$ 180,170	\$ -	\$ -	\$ 180,170
Total Capital Assets Not Being Depreciated	180,170	-	-	180,170
Capital Assets Being Depreciated:				
Fire and Rescue Equipment	292,011	39,657	31,734	299,934
Buildings	3,090,856	-	-	3,090,856
Fire and Rescue Vehicles	750,985	-	-	750,985
Pagers and Radios	112,171	8,236	28,662	91,745
Furniture, Fixtures, and Equipment	130,129	4,990	4,907	130,212
Total Capital Assets Being Depreciated	4,376,152	52,883	65,303	4,363,732
Accumulated Depreciation:				
Fire and Rescue Equipment	82,573	28,309	24,094	86,788
Buildings	177,026	79,253	-	256,279
Fire and Rescue Vehicles	132,837	49,542	-	182,379
Pagers and Radios	102,591	2,654	28,662	76,583
Furniture, Fixtures, and Equipment	32,780	12,749	4,150	41,379
Total Accumulated Depreciation	527,807	172,507	56,906	643,408
Total Capital Assets Being Depreciated, Net	3,848,345	(119,624)	8,397	3,720,324
Total Capital Assets	\$ 4,028,515	\$ (119,624)	\$ 8,397	\$ 3,900,494

NOTE 4 LINE OF CREDIT

The District has an agreement with a local financial institution to provide a \$200,000 revolving line of credit. The proceeds of this line of credit can be used for working capital or other lawful purpose, as may be duly approved by the District's Board of Commissioners.

The line of credit was renewed effective April 4, 2018 and has a maturity date of April 3, 2019. Interest is charged on a floating basis at 79% of the prime rate as quoted in the Wall Street Journal. There is no collateral associated with this line of credit. During the year ended September 30, 2018, the District borrowed and repaid \$-0- under this line of credit.

**CAPTIVA ISLAND FIRE CONTROL DISTRICT
NOTES TO FINANCIAL STATEMENTS
SEPTEMBER 30, 2018**

NOTE 5 LONG-TERM LIABILITIES

Governmental activities long-term liabilities at September 30, 2018 are comprised of the following:

<u>Description</u>	<u>Amount</u>
\$3,500,000 capital lease payable to a financial institution, semi-annual payments of \$118,341 including interest payable at 3.03%, and a lump sum payoff amount due June 1, 2024.	\$ 2,919,548
\$531,985 capital lease payable to a financial institution, annual payments of \$83,690, including interest payable at 2.47%, due March 1, 2023.	389,143
\$124,237 capital lease payable to a financial institution, annual payments of \$83,690, including interest payable at 4.96%, due April 1, 2025.	124,237
Compensated Absences	<u>199,230</u>
Total Long-Term Liabilities	<u>\$ 3,632,158</u>

The following is a summary of changes in the District's long-term liabilities for the year ended September 30, 2018:

	Beginning Balance	Additions	Reductions	Ending Balance	Due Within One Year
Compensated Absences	\$ 186,905	\$ 141,714	\$ 129,389	\$ 199,230	\$ 53,032
Capital Lease Payable	3,525,486	124,237	216,795	3,432,928	238,646
Total	<u>\$ 3,712,391</u>	<u>\$ 265,951</u>	<u>\$ 346,184</u>	<u>\$ 3,632,158</u>	<u>\$ 291,678</u>

On June 1, 2013, the District entered into a capital lease purchase agreement at an interest rate of 3.03% with a financial institution to re-build its fire station. The lease obligation is effective for the period from June 1, 2013 through June 1, 2024. Semi-annual payments began on June 1, 2014. On March 28, 2014, this agreement was amended to allow for additional proceeds of \$500,000.

On March 1, 2016, the District entered into a capital lease purchase agreement at an interest rate of 2.47% with a financial institution to purchase a new fire truck. The lease obligation is effective for the period from March 1, 2016 through March 1, 2023. Annual payments began on March 1, 2017.

On May 1, 2018, the District entered into a capital lease purchase agreement at an interest rate of 4.96% with a financial institution to purchase a fire rescue boat. The lease obligation is effective for the period from April 1, 2018 through April 1, 2025. Annual payments begin on April 1, 2019.

**CAPTIVA ISLAND FIRE CONTROL DISTRICT
NOTES TO FINANCIAL STATEMENTS
SEPTEMBER 30, 2018**

NOTE 5 LONG-TERM LIABILITIES (CONTINUED)

The assets acquired through the capital lease are:

<u>Assets</u>	<u>Amount</u>	<u>Accumulated Depreciation</u>	<u>Balance</u>
Fire Station Building	\$ 3,090,856	\$ (256,279)	\$ 2,834,577
Fire Truck	471,985	(35,399)	436,586
Total	<u>\$ 3,562,841</u>	<u>\$ (291,678)</u>	<u>\$ 3,271,163</u>

Capital lease proceeds totaling \$124,237 were held in an escrow account at September 30, 2018, and will be remitted upon receipt and acceptance of the completed fire rescue boat.

Debt service requirements to maturity for the capital lease payable are as follows:

<u>Year</u>	<u>Principal</u>	<u>Interest</u>	<u>Total</u>
2019	\$ 238,646	\$ 103,098	\$ 341,744
2020	245,391	96,351	341,742
2021	252,767	88,975	341,742
2022	260,375	81,368	341,743
2023	268,219	73,524	341,743
2024 - 2025	2,167,530	66,446	2,233,976
Total	<u>\$ 3,432,928</u>	<u>\$ 509,762</u>	<u>\$ 3,942,690</u>

NOTE 6 PROPERTY TAXES

Property taxes are levied on November 1st of each year, and are due and payable upon receipt of the notice of levy. The Lee County Tax Collector's office bills and collects property taxes on behalf of the District. The tax rate levied upon all of the taxable property in the Captiva Island Fire Control District for the fiscal year ended September 30, 2018 was \$1.5905 per \$1,000 of assessed taxable property value. Property tax revenue is recognized in the fiscal year for which the taxes are levied.

On April 1 of each year, unpaid taxes become a lien on the property. The past due tax certificates are sold at public auction prior to June 1, and the proceeds collected are remitted to the District.

NOTE 7 DEFINED BENEFIT PENSION PLANS

Background

The Florida Retirement System (FRS) was created by Chapter 121, Florida Statutes, to provide a defined benefit pension plan for participating public employees. The FRS was amended in 1998 to add the Deferred Retirement Option Program under the defined benefit plan and amended in 2000 to provide a defined contribution plan alternative to the defined benefit plan for FRS members effective July 1, 2002. This integrated defined contribution pension plan is the FRS Investment Plan.

**CAPTIVA ISLAND FIRE CONTROL DISTRICT
NOTES TO FINANCIAL STATEMENTS
SEPTEMBER 30, 2018**

NOTE 7 DEFINED BENEFIT PENSION PLANS (CONTINUED)

Background (Continued)

Chapter 112, Florida Statutes, established the Retiree Health Insurance Subsidy (HIS) Program, a cost-sharing multiple-employer defined benefit pension plan, to assist retired members of any State-administered retirement system in paying the costs of health insurance.

Essentially all regular employees of the District are eligible to enroll as members of the State-administered FRS. Provisions relating to the FRS are established by Chapters 121 and 122, Florida Statutes; Chapter 112, Part IV, Florida Statutes; Chapter 238, Florida Statutes; and FRS Rules, Chapter 60S, Florida Administrative Code; wherein eligibility, contributions, and benefits are defined and described in detail. Such provisions may be amended at any time by further action from the Florida Legislature. The FRS is a single retirement system administered by the Florida Department of Management Services, Division of Retirement, and consists of the two cost-sharing, multiple-employer defined benefit plans and other nonintegrated programs. A comprehensive annual financial report of the FRS, which includes its financial statements, required supplementary information, actuarial report, and other relevant information, is available from the Florida Department of Management Services' Web site (www.dms.myflorida.com).

The District's pension expense totaled \$379,917 for both the FRS Pension Plan and HIS Plan for the fiscal year ended September 30, 2018.

	<u>FRS Plan</u>	<u>HIS Plan</u>	<u>Total</u>
Net Pension Liability	\$ 1,894,789	\$ 304,210	\$ 2,198,999
Deferred Outflows of Resources			
Related to Pensions	965,385	80,746	1,046,131
Deferred Inflows of Resources			
Related to Pensions	170,531	32,681	203,212
Pension Expense	349,138	30,779	379,917

Florida Retirement System Pension Plan

Plan Description

The Florida Retirement System Pension Plan (FRS Plan) is a cost-sharing multiple-employer defined benefit pension plan, with a Deferred Retirement Option Program (DROP) for eligible employees. The general classes of membership are as follows:

- Regular Class – Members of the FRS who do not qualify for membership in the other classes.
- Elected County Officers Class – Members who hold specified elective offices in local government.
- Senior Management Service Class (SMSC) – Members in senior management level positions.
- Special Risk Class – Members who are special risk employees, such as law enforcement officers, meet the criteria to qualify for this class.

**CAPTIVA ISLAND FIRE CONTROL DISTRICT
NOTES TO FINANCIAL STATEMENTS
SEPTEMBER 30, 2018**

NOTE 7 DEFINED BENEFIT PENSION PLANS (CONTINUED)

Florida Retirement System Pension Plan (Continued)

Plan Description (Continued)

Employees enrolled in the FRS Plan prior to July 1, 2011, vest at 6 years of creditable service and employees enrolled in the FRS Plan on or after July 1, 2011, vest at 8 years of creditable service. All vested members, enrolled prior to July 1, 2011, are eligible for normal retirement benefits at age 62, or at any age after 30 years of service, except for members classified as special risk who are eligible for normal retirement benefits at age 55 or at any age after 25 years of service. All members enrolled in the FRS Plan on or after July 1, 2011, once vested, are eligible for normal retirement benefits at age 65 or any time after 33 years of creditable service, except for members classified as special risk who are eligible for normal retirement benefits at age 60 or at any age after 30 years of service. Employees enrolled in the FRS Plan may include up to 4 years of credit for military service toward creditable service. The FRS Plan also includes an early retirement provision; however, there is a benefit reduction for each year a member retires before his or her normal retirement date. The FRS Plan provides retirement, disability, death benefits, and annual cost-of-living adjustments to eligible participants.

DROP, subject to provisions of Section 121.091, Florida Statutes, permits employees eligible for normal retirement under the FRS Plan to defer receipt of monthly benefit payments while continuing employment with an FRS participating employer. An employee may participate in DROP for a period not to exceed 60 months after electing to participate, except that certain instructional personnel may participate for up to 96 months. During the period of DROP participation, deferred monthly benefits are held in the FRS Trust Fund and accrue interest.

The net pension liability does not include amounts for DROP participants, as these members are considered retired and are not accruing additional pension benefits.

Benefits under the FRS Plan are computed on the basis of age and/or years of service, average final compensation, and service credit. Credit for each year of service is expressed as a percentage of the average final compensation. For members initially enrolled before July 1, 2011, the average final compensation is the average of the 5 highest fiscal years' earnings; for members initially enrolled on or after July 1, 2011, the average final compensation is the average of the 8 highest fiscal years' earnings. The total percentage value of the benefit received is determined by calculating the total value of all service, which is based on the retirement class to which the member belonged when the service credit was earned. Members are eligible for in-line-of-duty or regular disability and survivors' benefits. The following chart shows the percentage value for each year of service credit earned:

**CAPTIVA ISLAND FIRE CONTROL DISTRICT
NOTES TO FINANCIAL STATEMENTS
SEPTEMBER 30, 2018**

NOTE 7 DEFINED BENEFIT PENSION PLANS (CONTINUED)

Florida Retirement System Pension Plan (Continued)

Plan Description (Continued)

Class, Initial Enrollment, and Retirement Age/Years of Service:	Percent Value
Regular Class members initially enrolled before July 1, 2011	
Retirement up to age 62 or up to 30 years of service	1.60 %
Retirement up to age 63 or up to 31 years of service	1.63
Retirement up to age 64 or up to 32 years of service	1.65
Retirement up to age 65 or up to 33 years of service	1.68
Regular Class members initially enrolled on or after July 1, 2011	
Retirement up to age 65 or up to 33 years of service	1.60
Retirement up to age 66 or up to 34 years of service	1.63
Retirement up to age 67 or up to 35 years of service	1.65
Retirement up to age 68 or up to 36 years of service	1.68
Elected County Officers	3.00
Senior Management Service Class	2.00
Special Risk Regular	
Service from December 1, 1970, through September 30, 1974	2.00
Service on and after October 1, 1974	3.00

As provided in Section 121.101, Florida Statutes, if the member is initially enrolled in the FRS before July 1, 2011, and all service credit was accrued before July 1, 2011, the annual cost-of-living adjustment is 3% per year. If the member is initially enrolled before July 1, 2011, and has service credit on or after July 1, 2011, there is an individually calculated cost-of-living adjustment. The annual cost-of-living adjustment is a proportion of 3% determined by dividing the sum of the pre-July 2011 service credit by the total service credit at retirement multiplied by 3%. FRS Plan members initially enrolled on or after July 1, 2011, will not have a cost-of-living adjustment after retirement. In 2017, Senate Bill 7022 made several changes to FRS. The bill provides for renewed membership in the investment plan to reemployed defined contribution plan retirees, as well as, In-Line-of Duty Death Benefits.

Contributions

The Florida Legislature establishes contribution rates for participating employers and employees. Effective July 1, 2011, all FRS Plan members (except those in DROP) are required to make 3% employee contributions on a pretax basis. The contribution rates attributable to the District, effective July 1, 2017, were applied to employee salaries as follows: regular employees 7.92%, special risk 23.27%, county elected officials 45.50%, senior management 22.71%, and DROP participants 13.26%. The District's contributions to the FRS Plan were \$187,129 for the year ended September 30, 2018.

**CAPTIVA ISLAND FIRE CONTROL DISTRICT
NOTES TO FINANCIAL STATEMENTS
SEPTEMBER 30, 2018**

NOTE 7 DEFINED BENEFIT PENSION PLANS (CONTINUED)

Florida Retirement System Pension Plan (Continued)

Pension Costs

At September 30, 2018, the District reported a liability of \$1,894,789 for its proportionate share of the FRS Plan's net pension liability. The net pension liability was measured as of June 30, 2018, and the total pension liability used to calculate the net pension liability was determined by an actuarial valuation as of July 1, 2018. The District's proportion of the net pension liability was based on the District's contributions received by FRS during the measurement period for employer payroll paid dates from July 1, 2017, through June 30, 2018, relative to the total employer contributions received from all of FRS's participating employers. At June 30, 2018, the District's proportion was .00629%, which was 0.0002% higher than its proportion measured as of June 30, 2017.

For the year ended September 30, 2018, the District recognized pension expense of \$349,138 for its proportionate share of FRS's pension expense. In addition, the District reported its proportionate share of FRS's deferred outflows of resources and deferred inflows of resources from the following sources:

<u>Description</u>	<u>Deferred Outflows of Resources</u>	<u>Deferred Inflows of Resources</u>
Difference Between Expected and Actual Economic Experience	\$ 160,517	\$ 5,826
Changes in Actuarial Assumptions	619,125	-
Net Difference Between Projected and Actual Earnings on Pension Plan Investments	-	146,396
Changes in Proportion and Differences Between District Contributions and Proportionate Share of Contributions	131,202	18,309
District Contributions Subsequent to the Measurement Date	54,541	-
Total	<u>\$ 965,385</u>	<u>\$ 170,531</u>

\$54,541 reported as deferred outflows of resources related to pensions resulting from District contributions to the FRS Plan subsequent to the measurement date will be recognized as a reduction of the net pension liability in the year ended September 30, 2019. Other amounts reported as deferred outflows and inflows of resources related to pensions will be recognized as an increase (decrease) in pension expense as follows:

**CAPTIVA ISLAND FIRE CONTROL DISTRICT
NOTES TO FINANCIAL STATEMENTS
SEPTEMBER 30, 2018**

NOTE 7 DEFINED BENEFIT PENSION PLANS (CONTINUED)

Florida Retirement System Pension Plan (Continued)

Pension Costs (Continued)

<u>Year Ending September 30,</u>	<u>Amount</u>
2019	\$ 266,652
2020	199,140
2021	55,735
2022	126,043
2023	79,502
Thereafter	13,241

Actuarial Assumptions

The total pension liability in the July 1, 2018, actuarial valuation was determined using the following actuarial assumptions, applied to all periods included in the measurement:

Inflation	2.60% per year
Salary Increases	3.25%, Average, Including Inflation
Investment Rate of Return	7.00%, Net of Pension Plan Investment Expense, Including Inflation

Mortality rates were based on the Generational RP-2000 with Projection Scale BB. The actuarial assumptions used in the July 1, 2018, valuation were based on the results of an actuarial experience study for the period July 1, 2008, through June 30, 2013.

The long-term expected rate of return on pension plan investments was not based on historical returns, but instead is based on a forward-looking capital market economic model. The allocation policy's description of each asset class was used to map the target allocation to the asset classes shown below. Each asset class assumption is based on a consistent set of underlying assumptions, and includes an adjustment for the inflation assumption. The target allocation, as outlined in the FRS Plan's investment policy and best estimates of arithmetic and geometric real rates of return for each major asset class are summarized in the following table:

	<u>Target Allocation</u>	<u>Annual Arithmetic Return</u>	<u>Compound Annual (Geometric) Return</u>	<u>Standard Deviation</u>
Cash	1.0 %	2.9 %	2.9 %	1.8 %
Fixed Income	18.0	4.4	4.3	4.0
Global Equity	54.0	7.6	6.3	17.0
Real Estate (Property)	11.0	6.6	6.0	11.3
Private Equity	10.0	10.7	7.8	26.5
Strategic Investments	6.0	6.0	5.7	8.6
Totals	<u>100.0 %</u>			

Assumed Inflation - Mean	2.6 %	1.9 %
--------------------------	-------	-------

**CAPTIVA ISLAND FIRE CONTROL DISTRICT
NOTES TO FINANCIAL STATEMENTS
SEPTEMBER 30, 2018**

NOTE 7 DEFINED BENEFIT PENSION PLANS (CONTINUED)

Florida Retirement System Pension Plan (Continued)

Discount Rate

The discount rate used to measure the total pension liability was 7.00% for the FRS Plan. The projection of cash flows used to determine the discount rate assumed that employee and employer contributions will be made at the rate specified in statute. Based on that assumption, each of the pension plan's fiduciary net position was projected to be available to make all projected future benefit payments of current active and inactive employees. Therefore, the long-term expected rate of return on pension plan investments was applied to all periods of projected benefit payments to determine the total pension liability.

Pension Liability Sensitivity

The following presents the District's proportionate share of the net pension liability for the FRS Plan, calculated using the discount rate disclosed in the preceding paragraph, as well as what the District's proportionate share of the net pension liability would be if it were calculated using a discount rate one percentage point lower or one percentage point higher than the current discount rate:

Description	1% Decrease	Current Discount Rate	1% Increase
FRS Plan Discount Rate	6.00%	7.00%	8.00%
District's Proportionate Share of the FRS Plan Net Pension Liability	\$ 3,458,070	\$ 1,894,789	\$ 596,392

Pension Plan Fiduciary Net Position

Detailed information about the FRS Plan's fiduciary's net position is available in a separately issued FRS Pension Plan and Other State-Administered Systems Comprehensive Annual Financial Report. That report may be obtained through the Florida Department of Management Services website at <http://www.dms.myflorida.com>.

Retiree Health Insurance Subsidy Program

Plan Description

The Retiree Health Insurance Subsidy Program (HIS Plan) is a cost-sharing multiple-employer defined benefit pension plan established under Section 112.363, Florida Statutes, and may be amended by the Florida Legislature at any time. The benefit is a monthly payment to assist retirees of State-administered retirement systems in paying their health insurance costs and is administered by the Florida Department of Management Services, Division of Retirement.

**CAPTIVA ISLAND FIRE CONTROL DISTRICT
NOTES TO FINANCIAL STATEMENTS
SEPTEMBER 30, 2018**

NOTE 7 DEFINED BENEFIT PENSION PLANS (CONTINUED)

Retiree Health Insurance Subsidy Program (Continued)

Benefits Provided

For the fiscal year ended June 30, 2018, eligible retirees and beneficiaries received a monthly HIS payment of \$5 for each year of creditable service completed at the time of retirement, with a minimum HIS payment of \$30 and a maximum HIS payment of \$150 per month, pursuant to Section 112.363, Florida Statutes. To be eligible to receive a HIS Plan benefit, a retiree under a State-administered retirement system must provide proof of health insurance coverage, which may include Medicare.

Contributions

The HIS Plan is funded by required contributions from FRS participating employers as set by the Florida Legislature. Employer contributions are a percentage of gross compensation for all active FRS members. For the fiscal year ended June 30, 2018, the contribution rate was 1.66% of payroll pursuant to section 112.363, Florida Statutes. The District contributed 100% of its statutorily required contributions for the current and preceding three years. HIS Plan contributions are deposited in a separate trust fund from which payments are authorized. HIS Plan benefits are not guaranteed and are subject to annual legislative appropriation. In the event the legislative appropriation or available funds fail to provide full subsidy benefits to all participants, benefits may be reduced or canceled. The District's contributions to the HIS Plan were \$15,563 for the year ended September 30, 2018.

Pension Costs

At September 30, 2018, the District reported a liability of \$304,210 for its proportionate share of the HIS Plan's net pension liability. The net pension liability was measured as of June 30, 2018, and the total pension liability used to calculate the net pension liability was determined by an actuarial valuation as of July 1, 2018. The District's proportion of the net pension liability was based on the District's contributions received during the measurement period for employer payroll paid dates from July 1, 2017, through June 30, 2018, relative to the total employer contributions received from all participating employers. At June 30, 2018, the District's proportion was 0.00287%, which was an increase of 0.0002% from its proportion measured as of June 30, 2017.

**CAPTIVA ISLAND FIRE CONTROL DISTRICT
NOTES TO FINANCIAL STATEMENTS
SEPTEMBER 30, 2018**

NOTE 7 DEFINED BENEFIT PENSION PLANS (CONTINUED)

Retiree Health Insurance Subsidy Program (Continued)

Pension Costs (Continued)

For the year ended September 30, 2018, the District recognized pension expense of \$30,779 for its proportionate share of HIS's pension expense. In addition, the District reported its proportionate share of HIS's deferred outflows of resources and deferred inflows of resources from the following sources:

<u>Description</u>	<u>Deferred Outflows of Resources</u>	<u>Deferred Inflows of Resources</u>
Difference Between Expected and Actual Economic Experience	\$ 4,657	\$ 517
Changes in Actuarial Assumptions	33,832	32,164
Net Difference Between Projected and Actual Earnings on HIS Program Investments	184	-
Changes in Proportion and Differences Between District Contributions and Proportionate Share of Contributions	38,006	-
District Contributions Subsequent to the Measurement Date	4,067	-
Total	<u>\$ 80,746</u>	<u>\$ 32,681</u>

\$4,067 reported as deferred outflows of resources related to pensions resulting from District contributions to the FRS Plan subsequent to the measurement date will be recognized as a reduction of the net pension liability in the year ended September 30, 2019. Other amounts reported as deferred outflows and inflows of resources related to pensions will be recognized as an increase (decrease) in pension expense as follows:

<u>Year Ending September 30,</u>	<u>Amount</u>
2019	\$ 12,328
2020	12,313
2021	10,874
2022	7,149
2023	(306)
Thereafter	1,640

**CAPTIVA ISLAND FIRE CONTROL DISTRICT
NOTES TO FINANCIAL STATEMENTS
SEPTEMBER 30, 2018**

NOTE 7 DEFINED BENEFIT PENSION PLANS (CONTINUED)

Retiree Health Insurance Subsidy Program (Continued)

Actuarial Assumptions

The total pension liability in the July 1, 2018, actuarial valuation was determined using the following actuarial assumptions, applied to all periods included in the measurement:

Inflation	2.60% per year
Salary Increases	3.25%, Average, Including Inflation
Municipal Bond Rate	3.87%

Mortality rates were based on the Generational RP-2000 with Projection Scale BB. The actuarial assumptions used in the July 1, 2018, valuation were based on the results of an actuarial experience study for the period July 1, 2008, through June 30, 2013.

Discount Rate

The discount rate used to measure the total pension liability was 3.87% for the HIS Plan. In general, the discount rate for calculating the total pension liability is equal to the single rate equivalent to discounting at the long-term expected rate of return for benefit payments prior to the projected depletion date. Because the HIS benefit is essentially funded on a pay-as-you-go basis, the depletion date is considered to be immediate, and the single equivalent discount rate is equal to the municipal bond rate selected by the HIS Plan sponsor. The Bond Buyer General Obligation 20-Bond Municipal Bond Index was adopted as the applicable municipal bond index.

Pension Liability Sensitivity

The following presents the District's proportionate share of the net pension liability for the HIS Plan, calculated using the discount rate disclosed in the preceding paragraph, as well as what the District's proportionate share of the net pension liability would be if it were calculated using a discount rate one percentage point lower or one percentage point higher than the current discount rate:

Description	1% Decrease	Current Discount Rate	1% Increase
HIS Plan Discount Rate	2.87%	3.87%	4.87%
District's Proportionate Share of the HIS Plan Net Pension Liability	\$ 346,479	\$ 304,210	\$ 268,979

**CAPTIVA ISLAND FIRE CONTROL DISTRICT
NOTES TO FINANCIAL STATEMENTS
SEPTEMBER 30, 2018**

NOTE 7 DEFINED BENEFIT PENSION PLANS (CONTINUED)

Retiree Health Insurance Subsidy Program (Continued)

Pension Plan Fiduciary Net Position

Detailed information about the HIS Plan's fiduciary's net position is available in a separately issued FRS Pension Plan and Other State-Administered Systems Comprehensive Annual Financial Report. That report may be obtained through the Florida Department of Management Services website at <http://www.dms.myflorida.com>.

NOTE 8 DEFINED CONTRIBUTION PLAN

The Florida State Board of Administration (SBA) administers the defined contribution plan officially titled the FRS Investment Plan (Investment Plan). The Investment Plan is reported in the SBA's annual financial statements and in the State of Florida Comprehensive Annual Financial Report.

As provided in Section 121.4501, Florida Statutes, eligible FRS members may elect to participate in the Investment Plan in lieu of the FRS defined benefit plan. District employees participating in DROP are not eligible to participate in the Investment Plan. Employer and employee contributions, including amounts contributed to individual member's accounts, are defined by law, but the ultimate benefit depends in part on the performance of investment funds. Benefit terms, including contribution requirements, for the Investment Plan are established and may be amended by the Florida Legislature. The Investment Plan is funded with the same employer and employee contribution rates that are based on salary and membership class (Regular Class, Special Risk Class, etc.), as the FRS defined benefit plan. Contributions are directed to individual member accounts, and the individual members allocate contributions and account balances among various approved investment choices. Costs of administering plan, including the FRS Financial Guidance Program, are funded through an employer contribution of 0.06% of payroll and by forfeited benefits of plan members. Allocations to the investment member's accounts during the 2017-18 fiscal year, as established by Section 121.72, Florida Statutes, are based on a percentage of gross compensation, by class. The percentages are the same as those listed previously to the FRS Plan.

For all membership classes, employees are immediately vested in their own contributions and are vested after one year of service for employer contributions and investment earnings. If an accumulated benefit obligation for service credit originally earned under the FRS Pension Plan is transferred to the Investment Plan, the member must have the years of service required for FRS Pension Plan vesting (including the service credit represented by the transferred funds) to be vested for these funds and the earnings on the funds. Nonvested employer contributions are placed in a suspense account for up to five years. If the employee returns to FRS-covered employment within the five-year period, the employee will regain control over their account. If the employee does not return within the five-year period, the employee will forfeit the accumulated account balance. For the fiscal year ended June 30, 2018, the information for the amount of forfeitures was unavailable from the SBA; however, management believes that these amounts, if any, would be immaterial to the District.

**CAPTIVA ISLAND FIRE CONTROL DISTRICT
NOTES TO FINANCIAL STATEMENTS
SEPTEMBER 30, 2018**

NOTE 8 DEFINED CONTRIBUTION PLAN (CONTINUED)

After termination and applying to receive benefits, the member may rollover vested funds to another qualified plan, structure a periodic payment under the Investment Plan, receive a lump-sum distribution, leave the funds invested for future distribution, or any combination of these options. Disability coverage is provided; the member may either transfer the account balance to the FRS Pension Plan when approved for disability retirement to receive guaranteed lifetime monthly benefits under the FRS Pension Plan, or remain in the Investment Plan and rely upon that account balance for retirement income.

The District's Investment Plan pension expense totaled \$7,757 for the year ended September 30, 2018.

NOTE 9 POSTEMPLOYMENT BENEFITS OTHER THAN PENSIONS

Plan Description and Funding Policy

The District provides postretirement health care benefits in accordance with Section 112.0801, Florida Statutes, to all eligible employees who retire from the District through a third party, fully insured group health, dental, and vision plan administered by the Lee County Board of County Commissioners.

For employees hired prior to January 1, 2006, the retiree is responsible for 50% of the cost and submits their portion prior to the District's monthly payment to its provider. There were five (5) employees hired prior to January 1, 2006, of which all five (5) have retired as of September 30, 2018 and are receiving this subsidized benefit.

For eligible employees hired after January 1, 2006, the retirees must pay 100% of the monthly premium as determined by the insurance carrier and paid by the District. The premium varies depending on whether the retiree elects single, couple, single plus children, or family coverage. The District subsidizes the premium rates paid by retirees by allowing them to participate at blended premium rates for both active and retired employees. These rates provide an implicit subsidy for retirees because, on an actuarial basis, retiree claims are expected to result in higher costs to the plan on average than those of active employees.

No trust or agency has been established for the plan.

The plan does not issue a separate financial report.

Participant Data

As of September 30, 2018, the following employees were covered by the benefit terms:

Inactive Employees or Beneficiaries	
Currently Receiving Benefits	5
Active Employees	12
Total Employees	17

**CAPTIVA ISLAND FIRE CONTROL DISTRICT
NOTES TO FINANCIAL STATEMENTS
SEPTEMBER 30, 2018**

NOTE 9 POSTEMPLOYMENT BENEFITS OTHER THAN PENSIONS (CONTINUED)

Total OPEB Liability

The District's total OPEB liability of \$868,578 was measured as of September 30, 2017 and was determined by an actuarial valuation as of September 30, 2017 using the alternative measurement method. The following table shows the changes in the District's total OPEB liability for the year ended September 30, 2018.

	Total OPEB Liability
Balance, as of October 1, 2017	\$ 975,572
Changes:	
Service Cost	-
Interest	28,626
Change in Benefit Terms	-
Differences Between Expected and Actual Experience	-
Changes of Assumptions	(31,316)
Benefit Payments	(104,304)
Net Changes:	(106,994)
Balance, as of September 30, 2018	\$ 868,578

Methods and Assumptions

The total OPEB liability in the September 30, 2017 actuarial valuation was determined using the following actuarial assumptions.

Actuarial cost method	Entry Age Normal level percent of pay
Discount rate	3.50% (Fidelity 20-Year Municipal GO AA Index))
Healthcare cost trend rate	6.80% for FY2018, gradually decreasing over several decades to an ultimate rate of 4.40% in FY2075 and later years.

In addition, the medical trend rates above were increased to reflect the projected effect of the Affordable Care Act's Excise Tax on high-cost health insurance plans. The additional trend rate adjustments vary by year, but average 0.35% beginning calendar year 2022 for plans other than Medicare Supplement plans.

Inflation rate	2.75%
----------------	-------

**CAPTIVA ISLAND FIRE CONTROL DISTRICT
NOTES TO FINANCIAL STATEMENTS
SEPTEMBER 30, 2018**

NOTE 9 POSTEMPLOYMENT BENEFITS OTHER THAN PENSIONS (CONTINUED)

Methods and Assumptions (Continued)

Mortality rates were based on the RP-2014 mortality tables with projected mortality improvements based on scale MP-2017, and other adjustments.

The following are changes in assumptions and inputs that have been made since the previous valuation date:

The discount rate was changed from 3.10% to 3.50% based on updated 20-year municipal bond rates.

The actuarial cost method changed from using the Projected Unit Credit cost method to the Entry Age Normal level percent of pay cost method due to new GASB Statement Nos. 74 and 75 accounting rules.

Healthcare trend rates were reset to reflect updated cost increase expectations, including an adjustment to reflect the impact of the Affordable Care Act's Excise Tax on high-cost health insurance plans.

Medical per capita claims costs were updated to reflect recent experience and new plan offerings.

Mortality rates were updated from the 2000 United States Life Tables to the RP 2014 headcount-weighted tables to reflect recently published mortality rates. This change was made due to updated valuation methods.

OPEB Liability Discount Rate Sensitivity

The following presents the District's total OPEB liability, as well as what the District's total OPEB liability would be if it were calculated using a discount rate one percentage point lower or one percentage point higher than the current discount rate:

<u>Description</u>	<u>1% Decrease</u>	<u>Current Discount Rate</u>	<u>1% Increase</u>
	2.50%	3.50%	4.50%
Total OPEB Liability	\$ 951,619	\$ 868,578	\$ 799,701

**CAPTIVA ISLAND FIRE CONTROL DISTRICT
NOTES TO FINANCIAL STATEMENTS
SEPTEMBER 30, 2018**

NOTE 9 POSTEMPLOYMENT BENEFITS OTHER THAN PENSIONS (CONTINUED)

OPEB Liability Discount Rate Sensitivity (Continued)

The following presents the District's total OPEB liability, as well as what the District's total OPEB liability would be if it were calculated using a health-trend rate one percentage point lower or one percentage point higher than the current health-trend rate:

<u>Description</u>	<u>1% Decrease</u>	<u>Current Healthcare Cost Trend Rate</u>	<u>1% Increase</u>
OPEB Plan Healthcare Cost Trend Rate			
Total OPEB Liability	\$ 803,953	\$ 868,578	\$ 944,855

OPEB Expense and Deferred Outflows of Resources Related to OPEB

For the year ended September 30, 2018, the District's OPEB benefit was \$2,690. At September 30, 2018, the District reported deferred outflows of resources related to OPEB totaling \$115,269 from employer contributions subsequent to the measurement date. This deferred outflow of resources will be recognized as a reduction of the net OPEB liability in the year ended September 30, 2019.

Health Savings Plan

In order to assist employees hired after January 1, 2006 to fund future health expenses, the District contributes to a retirement health savings plan provided by ICMA Retirement Corporation (the Plan), a public sector retirement plan provider. Under the provisions of the Plan, the District is required to pay an annual funding amount of \$1,500 per eligible employee into a trust held by ICMA-RC. The administrator is required to maintain separate sub-accounts in the name of each participant having an interest in the Plan. The participant's balance is subject to vesting requirements and is fully vested after the employee has been employed for six continuous years with the District. Upon a participant's separation from service with the District, the participant (or, in the event of a deceased participant, his dependents) shall be entitled to be reimbursed from the participant's sub-account for qualifying medical expenses or health care premiums incurred by the participant, subject to vesting requirements. These benefits are limited to the participant's respective sub-account balance as of the date of the claim. Alternatively, the employee may elect to apply his or her benefit to their required contribution for dependent coverage.

During the fiscal year ended September 30, 2018, the District made contributions totaling \$21,875 to the Plan.

**CAPTIVA ISLAND FIRE CONTROL DISTRICT
NOTES TO FINANCIAL STATEMENTS
SEPTEMBER 30, 2018**

NOTE 10 RISK MANAGEMENT

The District is exposed to various risks of loss related to torts; theft of, damage to, and destruction of assets; errors and omissions; injuries to employees; and natural disasters for which the District carries commercial insurance.

The District participates in the public entity risk pool administered by Florida League of Cities, Inc. for workers' compensation. The District pays an annual premium to Florida League of Cities, Inc. for this insurance program. Participation in this risk pool is nonassessable. The District transfers the risk of loss to the pool with limits of liability of \$1,000,000 per accident or disease for workers' compensation.

The Florida League of Cities, Inc. published financial report for the year ended September 30, 2018 can be obtained from the Florida League of Cities, Inc., Public Risk Service, 135 East Colonial Drive, Orlando, Florida 32853-0065.

Insurance programs for general/professional liability, automobile, and property are covered by commercial insurance. The District retains the risk of loss up to a deductible amount (ranging from \$100 to \$5,000) with the risk of loss in excess of this amount transferred to the insurance carrier with limits of liability amounts (ranging from \$1,000,000 to \$6,000,000 per occurrence) for general/professional liability, automobile, and property.

There were no significant reductions in insurance coverage as compared to the prior year. Settled claims have not exceeded insurance coverage in any of the past three fiscal years.

NOTE 11 CHANGE IN ACCOUNTING PRINCIPLE

The District adopted GASB Statement No. 75, *Accounting and Financial Reporting for Postemployment Benefits Other than Pensions*. The implementation of GASB Statement No. 75 requires the restatement of the September 30, 2017 net position as follows:

Net Position, September 30, 2017, as Previously Reported	\$ (319,375)
Cumulative Affect of Application of GASB Statement No. 75	<u>(562,755)</u>
Net Position, September 30, 2017, as Restated	<u><u>\$ (882,130)</u></u>

REQUIRED SUPPLEMENTARY INFORMATION (UNAUDITED)

**CAPTIVA ISLAND FIRE CONTROL DISTRICT
OTHER POSTEMPLOYMENT BENEFITS PLAN
SCHEDULE OF CHANGES IN THE DISTRICT'S TOTAL OPEB LIABILITY AND RELATED RATIOS¹
SEPTEMBER 30, 2018**

	2018
Total OPEB Liability	
Service Cost	\$ -
Interest	28,626
Change in Benefit Terms	-
Differences Between Expected and Actual Experience	-
Changes of Assumptions	(31,316)
Benefit Payments	(104,304)
Net Change in total OPEB Liability	(106,994)
Total OPEB Liability - Beginning	975,572
Total OPEB Liability - Ending	\$ 868,578
Covered-Employee Payroll	\$ 728,427
District's Total OPEB Liability as a Percentage of Its Covered-Employee Payroll	119.2%

¹ Information is required to be presented for 10 years. However, until a full 10-year trend is compiled, the District will present information for only those years for which information is available.

**CAPTIVA ISLAND FIRE CONTROL DISTRICT
SCHEDULE OF DISTRICT'S PROPORTIONATE SHARE OF THE NET PENSION LIABILITY –
FLORIDA RETIREMENT SYSTEM PENSION PLAN ¹
SEPTEMBER 30, 2018***

	<u>2018</u>	<u>2017</u>	<u>2016</u>	<u>2015</u>	<u>2014</u>
District's Proportion of the Net Pension Liability	0.006290693%	0.006087253%	0.006090390%	0.004956261%	0.004680159%
District's Proportionate Share of the Net Pension Liability	\$ 1,894,789	\$ 1,800,569	\$ 1,537,828	\$ 640,168	\$ 285,559
District's Covered Payroll	\$ 809,250	\$ 747,652	\$ 719,026	\$ 639,431	\$ 620,168
District's Proportionate Share of the Net Pension Liability as a Percentage of Its Covered Payroll	234.14%	240.83%	213.88%	100.12%	46.05%
Plan Fiduciary Net Position as a Percentage of the Total Pension Liability	84.26%	83.89%	84.88%	92.00%	96.09%

*The amounts presented for each fiscal year were determined as of June 30.

¹ Information is required to be presented for 10 years. However, until a full 10-year trend is compiled, the District will present information for only those years for which information is available.

**CAPTIVA ISLAND FIRE CONTROL DISTRICT
SCHEDULE OF DISTRICT CONTRIBUTIONS –
FLORIDA RETIREMENT SYSTEM PENSION PLAN ¹
SEPTEMBER 30, 2018***

	<u>2018</u>	<u>2017</u>	<u>2016</u>	<u>2015</u>	<u>2014</u>
Contractually Required Contribution	\$ 187,129	\$ 156,979	\$ 149,477	\$ 129,472	\$ 120,607
Contributions in Relation to the Contractually Required Contribution	<u>(187,129)</u>	<u>(156,979)</u>	<u>(149,477)</u>	<u>(129,472)</u>	<u>(120,607)</u>
Contribution Deficiency (Excess)	<u>\$ -</u>	<u>\$ -</u>	<u>\$ -</u>	<u>\$ -</u>	<u>\$ -</u>
District's Covered Payroll	\$ 823,938	\$ 767,954	\$ 729,599	\$ 775,290	\$ 620,915
Contributions as a Percentage of Covered Payroll	22.71%	20.44%	20.49%	16.70%	19.42%

*The amounts presented for each fiscal year were determined as of September 30.

¹ Information is required to be presented for 10 years. However, until a full 10-year trend is compiled, the District will present information for only those years for which information is available.

**CAPTIVA ISLAND FIRE CONTROL DISTRICT
SCHEDULE OF DISTRICT'S PROPORTIONATE SHARE OF THE NET PENSION LIABILITY –
HEALTH INSURANCE SUBSIDY PENSION PLAN ¹
SEPTEMBER 30, 2018***

	<u>2018</u>	<u>2017</u>	<u>2016</u>	<u>2015</u>	<u>2014</u>
District's Proportion of the Net Pension Liability	0.002874230%	0.002666524%	0.002651765%	0.002420540%	0.002279482%
District's Proportionate Share of the Net Pension Liability	\$ 304,210	\$ 285,115	\$ 309,051	\$ 246,857	\$ 213,137
District's Covered Payroll	\$ 938,772	\$ 849,944	\$ 818,614	\$ 735,705	\$ 715,268
District's Proportionate Share of the Net Pension Liability as a Percentage of Its Covered Payroll	32.41%	33.55%	37.75%	33.55%	29.80%
Plan Fiduciary Net Position as a Percentage of the Total Pension Liability	2.15%	1.64%	0.97%	0.50%	0.99%

*The amounts presented for each fiscal year were determined as of June 30.

¹ Information is required to be presented for 10 years. However, until a full 10-year trend is compiled, the District will present information for only those years for which information is available.

**CAPTIVA ISLAND FIRE CONTROL DISTRICT
SCHEDULE OF DISTRICT CONTRIBUTIONS –
HEALTH INSURANCE SUBSIDY PENSION PLAN ¹
SEPTEMBER 30, 2018 ***

	<u>2018</u>	<u>2017</u>	<u>2016</u>	<u>2015</u>	<u>2014</u>
Contractually Required Contribution	\$ 15,563	\$ 14,436	\$ 13,796	\$ 10,718	\$ 8,693
Contributions in Relation to the Contractually Required Contribution	<u>(15,563)</u>	<u>(14,436)</u>	<u>(13,796)</u>	<u>(10,718)</u>	<u>(8,693)</u>
Contribution Deficiency (Excess)	<u>\$ -</u>	<u>\$ -</u>	<u>\$ -</u>	<u>\$ -</u>	<u>\$ -</u>
District's Covered Payroll	\$ 937,491	\$ 869,650	\$ 831,087	\$ 782,658	\$ 716,016
Contributions as a Percentage of Covered Payroll	1.66%	1.66%	1.66%	1.37%	1.21%

*The amounts presented for each fiscal year were determined as of September 30.

¹ Information is required to be presented for 10 years. However, until a full 10-year trend is compiled, the District will present information for only those years for which information is available.



**INDEPENDENT AUDITORS' REPORT ON INTERNAL CONTROL OVER
FINANCIAL REPORTING AND ON COMPLIANCE AND OTHER MATTERS
BASED ON AN AUDIT OF FINANCIAL STATEMENTS PERFORMED
IN ACCORDANCE WITH GOVERNMENT AUDITING STANDARDS**

Board of Commissioners
Captiva Island Fire Control District
Captiva, Florida

We have audited, in accordance with the auditing standards generally accepted in the United States of America and the standards applicable to financial audits contained in *Government Auditing Standards* issued by the Comptroller General of the United States, the financial statements of the governmental activities and general fund of the Captiva Island Fire Control District (the District) as of and for the year ended September 30, 2018, and the related notes to the financial statements, which collectively comprise the District's basic financial statements, and have issued our report thereon dated May 9, 2019.

Internal Control Over Financial Reporting

In planning and performing our audit of the financial statements, we considered the District's internal control over financial reporting (internal control) to determine the audit procedures that are appropriate in the circumstances for the purpose of expressing our opinions on the financial statements, but not for the purpose of expressing an opinion on the effectiveness of the District's internal control. Accordingly, we do not express an opinion on the effectiveness of the District's internal control.

A deficiency in internal control exists when the design or operation of a control does not allow management or employees, in the normal course of performing their assigned functions, to prevent, or detect and correct, misstatements on a timely basis. *A material weakness* is a deficiency, or a combination of deficiencies, in internal control, such that there is a reasonable possibility that a material misstatement of the District's financial statements will not be prevented, or detected and corrected on a timely basis. *A significant deficiency* is a deficiency, or a combination of deficiencies, in internal control that is less severe than a material weakness, yet important enough to merit attention by those charged with governance.

Our consideration of internal control was for the limited purpose described in the first paragraph of this section and was not designed to identify all deficiencies in internal control that might be material weaknesses or significant deficiencies. Given these limitations, during our audit we did not identify any deficiencies in internal control that we consider to be material weaknesses. However, material weaknesses may exist that have not been identified.

Compliance and Other Matters

As part of obtaining reasonable assurance about whether the District’s financial statements are free from material misstatement, we performed tests of its compliance with certain provisions of laws, regulations, contracts and grant agreements, noncompliance with which could have a direct and material effect on the determination of financial statement amounts. However, providing an opinion on compliance with those provisions was not an objective of our audit and, accordingly, we do not express such an opinion. The results of our tests disclosed no instances of noncompliance or other matters that are required to be reported under *Government Auditing Standards*.

Purpose of this Report

The purpose of this report is solely to describe the scope of our testing of internal control and compliance and the results of that testing, and not to provide an opinion on the effectiveness of the District’s internal control or on compliance. This report is an integral part of an audit performed in accordance with *Government Auditing Standards* in considering the District’s internal control and compliance. Accordingly, this communication is not suitable for any other purpose.



CliftonLarsonAllen LLP

Fort Myers, Florida
May 9, 2019



MANAGEMENT LETTER

Board of Commissioners
Captiva Island Fire Control District
Captiva, Florida

Report on the Financial Statements

We have audited the financial statements of the Captiva Island Fire Control District (the District), as of and for the fiscal year ended September 30, 2018, and have issued our report thereon dated May 9, 2019.

Auditors' Responsibility

We conducted our audit in accordance with auditing standards generally accepted in the United States of America; the standards applicable to financial audits contained in *Government Auditing Standards*, issued by the Comptroller General of the United States; and Chapter 10.550, Rules of the Auditor General.

Other Reporting Requirements

We have issued our Independent Auditors' Report on Internal Control over Financial Reporting and on Compliance and Other Matters Based on an Audit of the Financial Statements Performed in Accordance with *Government Auditing Standards* and Independent Accountants' Report on an examination conducted in accordance with *AICPA Professional Standards*, AT-C Section 315, regarding compliance requirements in accordance with Chapter 10.550, Rules of the Auditor General. Disclosures in those reports, which are dated May 9, 2019, should be considered in conjunction with this management letter.

Prior Audit Findings

Section 10.554(1)(i)1., Rules of the Auditor General, requires that we determine whether or not corrective actions have been taken to address findings and recommendations made in the preceding financial audit report. There were no findings and recommendations made in the preceding financial audit report.

Official Title and Legal Authority

Section 10.554(1)(i)4., Rules of the Auditor General, requires that the name or official title and legal authority for the primary government and each component unit of the reporting entity be disclosed in this management letter, unless disclosed in the notes to the financial statements. The District discloses this information in Note 1 to the financial statements.

Financial Condition and Management

Section 10.554(1)(i)5.a. and 10.556(7), Rules of the Auditor General, require us to apply appropriate procedures and communicate the results of our determination as to whether or not the District has met one or more of the conditions described in Section 218.503(1), Florida Statutes, and to identify the specific condition(s) met. In connection with our audit, we determined that the District did not meet any of the conditions described in Section 218.503(1), Florida Statutes.

Pursuant to Sections 10.554(1)(i)5.b. and 10.556(8), Rules of the Auditor General, we applied financial condition assessment procedures for the District. It is management's responsibility to monitor the District's financial condition, and our financial condition assessment was based in part on representations made by management and the review of financial information provided by same.

Section 10.554(1)(i)2., Rules of the Auditor General, requires that we communicate any recommendations to improve financial management. In connection with our audit, we did not have any such recommendations.

Special District Component Units

Section 10.554(1)(i)5.c., Rules of the Auditor General, requires, if appropriate, that we communicate the failure of a special district that is a component unit of a county, municipality, or special district, to provide the financial information necessary for proper reporting of the component unit within the audited financial statements of the county, municipality, or special district in accordance with Section 218.39(3)(b), Florida Statutes. The District does not have any special district component units.

Additional Matters

Section 10.554(1)(i)3., Rules of the Auditor General, requires us to communicate noncompliance with provisions of contracts or grant agreements, or abuse that have occurred, or are likely to have occurred, that have an effect on the financial statements that is less than material but which warrants the attention of those charged with governance. In connection with our audit, we did not note any such findings.

Purpose of this Letter

Our management letter is intended solely for the information and use of the Legislative Auditing Committee, members of the Florida Senate and the Florida House of Representatives, the Florida Auditor General, Federal and other granting agencies, the Board of Commissioners, and applicable management, and is not intended to be, and should not be, used by anyone other than these specified parties.



CliftonLarsonAllen LLP

Fort Myers, Florida
May 9, 2019



Captiva Island Fire Control District

14981 Captiva Drive/ PO Box 477 Captiva, Florida 33924

Phone: 239-472-9494 Fax: 239-472-0247

May 9, 2019

Martin A. Redovan, CPA
CliftonLarsonAllen LLP
Certified Public Accountants
Fort Myers, Florida

RE: Response to Management Letter

Dear Mr. Redovan,

The District is writing in response to the Management Letter for the audited financial statements of the year ended September 30, 2018.

The District has received the Auditor's Management Letter as required by Auditor General rule 10.554(1)(i) and acknowledges that the Auditor found that there were no current year comments or recommendations.

Respectfully submitted,

A handwritten signature in blue ink, appearing to read 'J. Pawul', is written over a light blue horizontal line.

Jeff Pawul
Fire Chief
CAPTIVA ISLAND FIRE CONTROL DISTRICT



INDEPENDENT ACCOUNTANTS' REPORT

Board of Commissioners
Captiva Island Fire Control District
Captiva, Florida

We have examined the Captiva Island Fire Control District's (the District) compliance with Section 218.415, Florida Statutes, regarding the investment of public funds, during the year ended September 30, 2018. Management of the District is responsible for the District's compliance with the specified requirements. Our responsibility is to express an opinion on the District's compliance with the specified requirements based on our examination.

Our examination was conducted in accordance with attestation standards established by the American Institute of Certified Public Accountants. Those standards require that we plan and perform the examination to obtain reasonable assurance about whether the District complied, in all material respects, with the specified requirements referenced above. An examination involves performing procedures to obtain evidence about whether the District complied with the specified requirements. The nature, timing, and extent of the procedures selected depend on our judgment, including an assessment of the risks of material noncompliance, whether due to fraud or error. We believe that the evidence we obtained is sufficient and appropriate to provide a reasonable basis for our opinion.

Our examination does not provide a legal determination on the District's compliance with the specified requirements.

In our opinion, the District complied, in all material respects, with Section 218.415, Florida Statutes, regarding the investment of public funds during the year ended September 30, 2018.

This report is intended solely for the information and use of the District and the Auditor General, State of Florida, and is not intended to be, and should not be, used by anyone other than these specified parties.

CliftonLarsonAllen LLP

CliftonLarsonAllen LLP

Fort Myers, Florida
May 9, 2019