

**ALVA FIRE CONTROL
AND RESCUE SERVICE DISTRICT
BASIC FINANCIAL STATEMENTS
TOGETHER WITH ADDITIONAL REPORTS
YEAR ENDED
SEPTEMBER 30, 2020**

TABLE OF CONTENTS

	<u>Page(s)</u>
INDEPENDENT AUDITOR'S REPORT.....	1-4
MANAGEMENT'S DISCUSSION AND ANALYSIS (MD&A)	i-viii
 <u>BASIC FINANCIAL STATEMENTS</u>	
GOVERNMENT-WIDE FINANCIAL STATEMENTS:	
Statement of Net Position.....	5
Statement of Activities.....	6
FUND FINANCIAL STATEMENTS:	
Governmental Funds:	
Balance Sheet.....	7
Reconciliation of the Balance Sheet - Governmental Funds to the Statement of Net Position.....	8
Statement of Revenues, Expenditures and Changes in Fund Balance - Governmental Funds.....	9
Reconciliation of the Statement of Revenues, Expenditures and Changes in Fund Balance - Governmental Funds to the Statement of Activities.....	10
NOTES TO THE FINANCIAL STATEMENTS.....	11-49
 <u>REQUIRED SUPPLEMENTARY INFORMATION OTHER THAN MD&A</u>	
BUDGET TO ACTUAL COMPARISON - MAJOR FUNDS (General and Special Revenue Funds)	
Statement of Revenues, Expenditures and Changes in Fund Balance - Budget and Actual - General Fund - Summary Statement.....	50
Statement of Revenues, Expenditures and Changes in Fund Balance - Budget and Actual - General Fund - Detailed Statement.....	51-53
Statement of Revenues, Expenditures and Changes in Fund Balance - Budget and Actual - Impact Fee Fund.....	54
OTHER REQUIRED SUPPLEMENTARY INFORMATION	
Schedule of District's Proportionate Share of the Net Pension Liability - Florida Retirement System Pension Plan (FRS).....	55
Schedule of District Contributions - Florida Retirement System Pension Plan (FRS).....	55
Schedule of District's Proportionate Share of the Net Pension Liability - Health Insurance Subsidy Pension Plan (HIS).....	56
Schedule of District Contributions - Health Insurance Subsidy Pension Plan (HIS).....	56
Notes to the Required Supplementary Information.....	57-58
Schedule of Changes in Net OPEB Liability and Related Ratios GASB No. 75 and Related Notes to the Schedule.....	59
 <u>ADDITIONAL REPORTS</u>	
Independent Auditor's Report on Internal Control over Financial Reporting and on Compliance and Other Matters Based on an Audit of Basic Financial Statements Performed in Accordance with <u>Government Auditing Standards</u>	60-61
Independent Accountant's Report on Compliance with Section 218.415, Florida Statutes.....	62
Independent Auditor's Report to Management.....	63-65
Management's Response to Independent Auditor's Report to Management.....	Exhibit 1
Impact Fee Affidavit.....	Exhibit 2

INDEPENDENT AUDITOR'S REPORT

Board of Commissioners
Alva Fire Control and Rescue Service District
P.O. Box 458
Alva, Florida 33920

Report on the Financial Statements

We have audited the accompanying financial statements of the governmental activities and each major fund of Alva Fire Control and Rescue Service District (the "District") as of and for the year ended September 30, 2020, and the related notes to the financial statements, which collectively comprise the District's basic financial statements as listed in the table of contents.

Management's Responsibility for the Financial Statements

Management is responsible for the preparation and fair presentation of these financial statements in accordance with accounting principles generally accepted in the United States of America; this includes the design, implementation, and maintenance of internal control relevant to the preparation and fair presentation of financial statements that are free from material misstatement, whether due to fraud or error.

Auditor's Responsibility

Our responsibility is to express an opinion on these financial statements based on our audit. We did not audit the financial statements of Florida Retirement Systems Pension Plan (FRS) or Health Insurance Subsidy Pension Plan (HIS) as of and for the year ended June 30, 2020. The District is required to record its proportionate share of the FRS and HIS liability in the District's government-wide financial statements as of September 30, 2020 and for the year then ended. Those financial statements were audited by other auditors whose report thereon has been furnished to us, and our opinion, insofar as it relates to the FRS and HIS related amounts included for Alva Fire Control and Rescue Service District's government-wide financial statements, are based on the report of the other auditors. We conducted our audit in accordance with auditing standards generally accepted in the United States of America and the standards applicable to financial audits contained in Government Auditing Standards, issued by the Comptroller General of the United States of America. Those standards require that we plan and perform the audit to obtain reasonable assurance about whether the financial statements are free from material misstatement.

An audit involves performing procedures to obtain audit evidence about the amounts and disclosures in the financial statements. The procedures selected depend on the auditor's judgment, including the assessment of the risks of material misstatement of the financial statements, whether due to fraud or error. In making those risk assessments, the auditor considers internal control relevant to the

INTEGRITY SERVICE EXPERIENCE

District's preparation and fair presentation of the financial statements in order to design audit procedures that are appropriate in the circumstances, but not for the purpose of expressing an opinion on the effectiveness of the District's internal control. Accordingly, we express no such opinion. An audit also includes evaluating the appropriateness of accounting policies used and the reasonableness of significant accounting estimates made by management, as well as evaluating the overall presentation of the financial statements.

We believe that the audit evidence we have obtained is sufficient and appropriate to provide a basis for our audit opinion.

Opinion

In our opinion, based on our audit and the report of other auditors, the financial statements referred to above present fairly, in all material respects, the respective financial position of the governmental activities and each major fund of Alva Fire Control and Rescue Service District as of September 30, 2020, and the respective changes in financial position, for the year then ended in accordance with accounting principles generally accepted in the United States of America.

Other Matters

Required Supplementary Information

Accounting principles generally accepted in the United States of America require that the management's discussion and analysis (MD&A) on pages i-viii, Schedule of the District's Proportionate Share of the Net Pension Liability - Florida Retirement System Pension Plan (FRS), Schedule of District Contributions - Florida Retirement System Pension Plan (FRS), Schedule of the District's Proportionate Share of the Net Pension Liability - Health Insurance Subsidy Pension Plan (HIS), Schedule of District Contributions - Health Insurance Subsidy Pension Plan (HIS), Notes to the Required Supplementary Information and Schedule of Changes in Net OPEB Liability and Related Ratios GASB No. 75 and Notes to the Schedule, as listed in the table of contents, be presented to supplement the basic financial statements. Such information, although not a part of the basic financial statements, is required by the Governmental Accounting Standards Board which considers it to be an essential part of financial reporting for placing the basic financial statements in an appropriate operational, economic, or historical context. We have applied certain limited procedures to the required supplementary information - management's discussion and analysis (MD&A), Schedule of the District's Proportionate Share of the Net Pension Liability - Florida Retirement System Pension Plan (FRS), Schedule of District Contributions - Florida Retirement System Pension Plan (FRS), Schedule of the District's Proportionate Share of the Net Pension Liability - Health Insurance Subsidy Pension Plan (HIS), Schedule of District Contributions - Health Insurance Subsidy Pension Plan (HIS), Notes to the Required Supplementary Information and Schedule of Changes in Net OPEB Liability and Related Ratios GASB No. 75 and Notes to the Schedule, as listed in the table of contents, in accordance with auditing standards generally accepted

in the United States of America, which consisted of inquiries of management about the methods of preparing the information and comparing the information for consistency with management's responses to our inquiries, the basic financial statements, and other knowledge we obtained during our audit of the basic financial statements. We do not express an opinion or provide any assurance on the required supplementary information - management's discussion and analysis (MD&A), Schedule of the District's Proportionate Share of the Net Pension Liability - Florida Retirement System Pension Plan (FRS), Schedule of District Contributions - Florida Retirement System Pension Plan (FRS), Schedule of the District's Proportionate Share of the Net Pension Liability - Health Insurance Subsidy Pension Plan (HIS), Schedule of District Contributions - Health Insurance Subsidy Pension Plan (HIS), Notes to the Required Supplementary Information and Schedule of Changes in Net OPEB Liability and Related Ratios GASB No. 75 and Notes to the Schedule, as listed in the table of contents, because the limited procedures do not provide us with sufficient evidence to express an opinion or provide any assurance.

Other Required Supplementary Information

Our audit was conducted for the purpose of forming an opinion on the financial statements that collectively comprise Alva Fire Control and Rescue Service District's basic financial statements. The required supplementary information other than MD&A - budgetary comparison information is presented for purposes of additional analysis and is not a required part of the basic financial statements. The required supplementary information other than MD&A - budgetary comparison information is the responsibility of management and was derived from and relates directly to the underlying accounting and other records used to prepare the basic financial statements. Such information has been subjected to the auditing procedures applied in the audit of the basic financial statements and certain additional procedures, including comparing and reconciling such information directly to the underlying accounting and other records used to prepare the basic financial statements or to the basic financial statements themselves, and other additional procedures in accordance with auditing standards generally accepted in the United States of America. In our opinion, the required supplementary information other than MD&A - budgetary comparison information is fairly stated, in all material respects, in relation to the basic financial statements as a whole.

Other Information

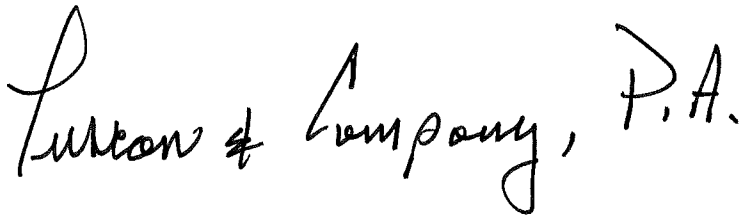
Our audit was conducted for the purpose of forming an opinion on the financial statements that collectively comprise the District's basic financial statements. The Exhibit 1 - Management's Response to Independent Auditor's Report to Management and Exhibit 2 Impact Fee Affidavit are not a required part of the basic financial statements but are required by Government Auditing Standards and Rules of the Auditor General, Section 10.557(3)(m), respectively. Such information has not been subjected to the auditing procedures applied in the audit of the basic financial statements and, accordingly, we do not express an opinion or provide any assurance on it.

Other Reporting Required by Section 218.415, Florida Statutes

In accordance with Section 218.415, Florida Statutes, we have also issued a report dated April 5, 2021 on our consideration of Alva Fire Control and Rescue Service District's compliance with provisions of Section 218.415, Florida Statutes. The purpose of that report is to describe the scope of our testing of compliance and the results of that testing, and to provide an opinion on compliance with the aforementioned Statute. That report is an integral part of an audit performed in accordance with Sections 218.39 and 218.415, Florida Statutes in considering Alva Fire Control and Rescue Service District's compliance with Section 218.415, Florida Statutes.

Other Reporting Required by Government Auditing Standards

In accordance with Government Auditing Standards, we have also issued our report April 5, 2021, on our consideration of the District's internal control over financial reporting and on our tests of its compliance with certain provisions of laws, regulations, contract and grant agreements and other matters. The purpose of that report is to describe the scope of our testing of internal control over financial reporting and compliance and the results of that testing, and not to provide an opinion on internal control over financial reporting or on compliance. That report is an integral part of an audit performed in accordance with Government Auditing Standards in considering Alva Fire Control and Rescue Service District's internal control over financial reporting and compliance.

A handwritten signature in black ink that reads "Tuscan & Company, P.A." in a cursive, stylized font.

TUSCAN & COMPANY, P.A.
Fort Myers, Florida
April 5, 2021

**MANAGEMENT'S DISCUSSION
AND ANALYSIS
(MD&A)**

Management's Discussion and Analysis

This discussion and analysis of the Alva Fire Control and Rescue Service District's (The District) financial statements is provided to assist the reader's understanding of the District's financial activities, significant changes in financial position as well as its ending financial position for the fiscal year ending September 30, 2020.

Contained within are the basic financial statements, consisting of the government-wide financial statements, governmental fund financial statements and notes to the financial statements. This discussion and analysis will also provide an analytical overview of these statements.

District Highlights

1. At the conclusion of fiscal year 2020, the District's net position of \$611,866 reflected a decrease of \$61,993 or 9% compared with a net position balance of \$673,859 at September 30, 2019. The current decrease was substantially due to the increased pension liability.
2. At the conclusion of fiscal year 2019, the District's net position of \$673,859 reflected an increase of \$15,679 or 2% compared with a net position balance of \$658,180 at September 30, 2018. The current increase was substantially due to the increased receipt of ad valorem taxes.
3. The District has \$294,602 unrestricted net position to meet the District's ongoing obligations at September 30, 2020.
4. The District has \$361,400 unrestricted net position to meet the District's ongoing obligations at September 30, 2019.
5. The District's fiscal year 2020 revenue on a government-wide basis, increased by \$14,662 or 1.5% when compared with fiscal year 2019 (\$989,967 in fiscal year 2019 vs. \$1,004,629 in fiscal year 2020) due to an increase in ad valorem tax revenue..
6. The District's fiscal year 2019 revenue on a government-wide basis, decreased by \$174,893 or 15% when compared with fiscal year 2018 (\$989,967 in fiscal year 2019 vs. \$1,164,860 in fiscal year 2018) due to receipt of Hurricane Irma insurance proceeds in FY 18.
7. Total expenses, on a government-wide basis, increased by \$92,334 or 9.5% to \$1,066,622 in fiscal year 2020 vs. \$974,288 in fiscal year 2019 due to increased liability of FRS.
8. Total expenses, on a government-wide basis, increased by \$59,024 or 6% to \$974,288 in fiscal year 2019 vs. \$915,264 in fiscal year 2018 due to increased liability of FRS.

9. The District adheres to the provisions of Governmental Accounting Standards Board Statement No. 68 *“Accounting and Financial Reporting for Pensions”* (Statement No. 68). This accounting standard requires the District to annually report its actuarially determined net pension liability. It also requires additional disclosure in the notes related to the financial statements.
10. Effective September 30, 2018, the District adopted the provisions of Governmental Accounting Standards Board Statement No. 75 *“Accounting and Financial Reporting for Post Employment Benefits Other Than Pensions (OPEB)”* (Statement No. 75). This accounting standard requires the District to annually report its actuarially determined total OPEB liability.

Government-wide Financial Statements

Government-wide financial statements (Statement of Net Position and Statement of Activities found on pages 5 and 6) are intended to allow the reader to assess a government’s operational accountability. Operational accountability is defined as the extent to which the government has met its operating objectives efficiently and effectively using all resources available for that purpose and whether it can continue to meet its objectives for the foreseeable future. Government-wide financial statements concentrate on the District as a whole and do not emphasize fund types.

The Statement of Net Position (page 5) presents information on all of the District’s assets, deferred outflows/inflows and liabilities with the difference being reported as net position. The District’s capital assets are included in this statement and reported net of their accumulated depreciation.

**Condensed Statement of Net Position-Governmental Activities
September 30**

	<u>2020</u>	<u>2019</u>	<u>2018</u>
Assets:			
Current and Other Assets	\$1,394,345	\$1,258,225	\$1,059,822
Capital Assets, net	<u>605,437</u>	<u>312,459</u>	<u>335,782</u>
Total Assets	<u>1,999,782</u>	<u>1,570,684</u>	<u>1,395,604</u>
Deferred Outflows of Resources	<u>471,057</u>	<u>434,291</u>	<u>424,655</u>
Liabilities:			
Current Liabilities	125,240	67,821	57,281
Non-Current Liabilities	<u>1,701,370</u>	<u>1,167,425</u>	<u>980,689</u>
Total Liabilities	<u>1,826,610</u>	<u>1,235,246</u>	<u>1,037,970</u>
Deferred Inflows of Resources	<u>32,363</u>	<u>95,870</u>	<u>124,109</u>
Net Position:			
Net Investment in Capital Assets	317,264	312,459	335,782
Unrestricted	<u>294,602</u>	<u>361,400</u>	<u>322,398</u>
Total Net Position	<u>\$ 611,866</u>	<u>\$ 673,859</u>	<u>\$ 658,180</u>

For the year ended September 30, 2020, current and other assets represented 70% of total assets. Current assets are comprised of unrestricted cash and investment balances totaling \$1,310,754, restricted cash and investment balances totaling \$72,666, due from other governments of \$10,925 and other receivable of \$0. The balance of unrestricted cash and investments represents amounts that are available for use at the discretion of the Board of Commissioners of the District. Restricted cash and investment balances are comprised of the impact fee fund and is restricted for the purchase of capital assets required due to growth.

For the year ended September 30, 2019, current and other assets represented 80% of total assets. Current assets are comprised of unrestricted cash and investment balances totaling \$1,188,428, restricted cash and investment balances totaling \$53,910, due from other governments of \$10,887 and other receivable of \$5,000. The balance of unrestricted cash and investments represents amounts that are available for use at the discretion of the Board of Commissioners of the District. Restricted cash and investment balances are comprised of the impact fee fund and is restricted for the purchase of capital assets required due to growth.

At September 30, 2020 net investment in capital assets is \$317,264, which represents 52% of net position and is comprised of land, construction in progress, buildings, equipment and machinery, net of accumulated depreciation and the outstanding related debt used to purchase the assets.

At September 30, 2019 net investment in capital assets is \$312,459, which represents 46% of net position and is comprised of land, construction in progress, buildings, equipment and machinery, net of accumulated depreciation and the outstanding related debt used to purchase the assets.

At September 30, 2020 the balance of unspent proceeds from impact fees was \$75,737. The unrestricted net position balance of \$294,602 represents resources available for spending.

At September 30, 2019 the balance of unspent proceeds from impact fees was \$56,990. The unrestricted net position balance of \$361,400 represents resources available for spending.

The Statement of Activities (page 6) presents revenue and expense information showing how the District's net position changed during the fiscal year. Both statements are measured and reported using the economic resource measurement focus (revenues and expenses) and the accrual basis of accounting (revenue recognized when earned and expense recognized when incurred).

Governmental Fund Financial Statements

The accounts of the District are organized on the basis of governmental funds, each of which is considered a separate accounting entity. The operations of each fund are accounted for with a separate set of self balancing accounts that comprise its assets, liabilities, fund equity or retained earnings, revenues and expenditures. Government resources are allocated to and accounted for in individual funds based upon the purpose for which they are to be spent and the means by which spending activities are controlled.

Governmental fund financial statements (found on pages 7 and 9) are prepared on the modified accrual basis using the current financial resources measurement focus. Under the modified accrual basis of accounting revenues are recognized when they become measurable and available as current assets.

Notes to Financial Statements

The notes to the financial statements explain in detail certain of the data contained in the preceding statements and begin on page 11. These notes are essential to the full understanding of the data provided in the government-wide and fund financial statements.

Government-wide Financial Analysis

The government-wide financial statements were designed so that the user could determine if the District's financial condition is better or worse than the prior year. The following is a comparative summary of revenues, expenses and changes in net position.

Summary of Revenues, Expenses and Changes in Net Position Year Ended September 30

	<u>2020</u>	<u>2019</u>	<u>2018</u>
Revenues:			
General Revenues			
AdValorem Taxes	\$1,019,542	\$ 963,223	\$ 890,477
Impact Fees	-	-	-
Interest	7,720	10,330	6,022
Insurance proceeds	-	-	227,635
Donations	5,776	15,854	41,109
Gain (loss) on disposition of capital assets	(32,306)	-	(2,303)
Program Revenues			
Inspection Fees	-	-	-
Supplemental income	450	560	1,920
Capital Grants & Contributions	<u>3,447</u>	<u>-</u>	<u>-</u>
Total Revenues	<u>1,004,629</u>	<u>989,967</u>	<u>1,164,860</u>
Expenses:			
Public Safety-Fire & Protection			
Personnel Services	822,271	748,341	713,965
Operating Expenses	197,148	188,391	163,321
Depreciation	47,203	37,556	37,978
Interest and fiscal charges	<u>-</u>	<u>-</u>	<u>-</u>
Total Expenses	<u>1,066,622</u>	<u>974,288</u>	<u>951,264</u>
Increase (Decrease) Net Position	(61,993)	15,679	249,596
Net Position, Beginning, As Originally Stated	<u>673,859</u>	<u>658,180</u>	<u>420,512</u>
Prior Period Adjustment (GASB No. 75)	<u>-</u>	<u>-</u>	<u>(11,928)</u>
Net Position, Beginning, As Restated	<u>673,859</u>	<u>658,180</u>	<u>408,584</u>
Net Position, End of the year	<u>\$ 611,866</u>	<u>\$ 673,859</u>	<u>\$ 658,180</u>

Fund Balance-Governmental Fund Financial Statements

Staff has worked hard, by regulating expenditures, in an effort to meet the Board of Fire Commissioners' directive to conserve the fund balance and cash reserves within the General Fund to solidify the District's financial position. Due to the result of years of declining ad valorem tax proceeds the General Fund fund balance decreased by \$59,372 during the year

ended September 30, 2016. However, during the year ended September 30, 2017 the ad valorem tax proceeds increased and therefore its general fund balance by \$5,738. For the year ended September 30, 2018 ad valorem tax revenue increased by \$58,801 and general fund fund balance increased by \$291,111. This increase was partially due to the collection of insurance proceeds from Irma of \$227,635. For the year ended September 30, 2019, the District's general fund fund balance increased by \$187,863. For the year ended September 30, 2020, the District's general fund balance increased by \$116,382.

Impact Fees

Impact fee receipts for fiscal year 2020 were \$18,437 vs. \$11,542 for fiscal year 2019. As such, at September 30, 2020 and 2019, the Impact Fee continued to owe the General Fund a total of \$49,980 as the Impact Fee Fund borrowed the monies from the General Fund to service a capital lease in prior years.

Impact fee receipts for fiscal year 2018 were \$4,335 vs. \$11,542 for fiscal year 2019. As such, at September 30, 2018 and 2019, the Impact Fee continued to owe the General Fund a total of \$49,980 as the Impact Fee Fund borrowed the monies from the General Fund to service a capital lease in prior years.

Budgetary Highlights

Budget versus actual comparisons are reported in the required supplementary information other than management discussion and analysis on pages 50 through 54. In the General Fund, ad valorem tax revenue collections were \$13,843 higher than the budgeted amount, and more than the prior year amount by \$56,319. Specifically, ad valorem revenue was up as assessed values have continued to increase. Operating costs (expenditures) increased by \$442,122 compared to the prior year partially due to the purchase of an engine and repairs to damage caused by Hurricane Irma.

Capital Assets

Non-depreciable capital assets include land and construction in progress. Depreciable assets include buildings, equipment and machinery.

The following is a schedule of the District's capital assets at September 30:

	<u>2020</u>	<u>2019</u>	<u>2018</u>
Non-Depreciable Capital Assets			
Construction in Progress	\$ -	\$ -	\$ -
Land	<u>46,611</u>	<u>46,611</u>	<u>46,611</u>
Total Non-Depreciable Capital Assets	<u>46,611</u>	<u>46,611</u>	<u>46,611</u>
Depreciable Capital Assets			
Building, equipment and machinery	<u>1,310,495</u>	<u>1,071,264</u>	<u>1,057,031</u>
Accumulated Depreciation	<u>(751,669)</u>	<u>(805,416)</u>	<u>(767,860)</u>
Depreciable Capital Assets – Net	<u>558,826</u>	<u>265,848</u>	<u>289,171</u>
Capital-Assets, Net of Depreciation	<u>\$ 605,437</u>	<u>\$ 312,459</u>	<u>\$ 335,782</u>

Significant capital asset purchases during fiscal years September 30, 2020, 2019, 2018, 2017, 2016 and 2015, include:

- 2020 - \$323,173 engine/pumper. \$67,438 in building remodel, \$18,000 in various equipment
- 2019 - \$10,000 new boat motor and \$4,233 for communications equipment.
- 2018 - \$18,400 Station Doors, \$30,000 hurst tools, \$2,700 defibrillator, \$3,619 tools.
- 2017 - \$4,771 sidewinder monitor and \$1,175 hose reel.
- 2016 - \$3,292 ice maker.
- 2015 - \$6,355 gas meter, 3 air bags and rescue air portable – all of which were donated.

Debt Administration

As of September 30, 2020, the District has outstanding liabilities of \$1,739,051. Liabilities consist of:

Capital Lease payable in the amount of \$288,173. Annual payments began December 15, 2020, of \$46,932 including interest. Final payment is due during fiscal year ending September 30, 2027 in the amount of \$46,932.

Accumulated unpaid Compensation (accrued vacation time) in the amount of \$27,267 and \$21,171, at September 30, 2020 and 2019, respectively.

Net OPEB liability of \$85,901 and \$67,563 at September 30, 2020 and 2019, respectively.

Net pension liability of \$1,337,710 and \$1,078,691 at September 30, 2020 and 2019, respectively.

As of September 30, 2019, the District has outstanding liabilities of \$1,167,425. Liabilities consist of:

Capital Lease payable in the amount of \$0. Annual payments began November 2, 2009, of \$27,819 including interest. Final payment was paid during fiscal year ending September 30, 2016 in the amount of \$26,583.

Accumulated unpaid Compensation (accrued vacation time) in the amount of \$21,171 and \$22,308, at September 30, 2019 and 2018, respectively.

Net OPEB liability of \$67,563 and \$53,963 at September 30, 2019 and 2018, respectively.

Net pension liability of \$1,078,691 and \$904,418 at September 30, 2019 and 2018, respectively.

Economic Facts and Next Year's Budget Millage Rates

The following factors were taken into consideration when the budget for fiscal year ended September 30, 2021 was prepared.

The District will not adjust the millage rate of 3.0 mills (\$ 3.00 per \$ 1,000 of value) for fiscal year ending September 30, 2021. The District anticipated a slight increase in assessed property values for fiscal year 2021. The District budgeted to use no fund balance reserves to fund the fiscal year cost of operations and to recognize no revenue in excess of expenditures.

The District's voters approved a referendum to increase the ad valorem tax millage cap to 3.75 mills in November 2020 effective for fiscal year 2022.

Other Factors

The District continues to closely monitor expenditures. The District expects ad valorem proceeds to moderately rise with early projections of a slight increase in proceeds for fiscal year end 2021. The District continues to delay its expansion of Station #1 until the local economy rebuilds. However, it is unknown how the current pandemic may effect property values or the public's ability to pay taxes levied.

The District's facilities suffered damage due to Hurricane Irma. The District filed insurance claims and performed the required repairs during fiscal year 2020.

Request for Information

This financial report is designed to provide the reader an overview of the District. Questions regarding any information provided in this report should be directed to Brandon S. Kuhn, Chief, Alva Fire Control and Rescue Service District, 2660 Styles Road, Alva, Florida, 33920, telephone number (239) 728-2223.

ALVA FIRE CONTROL AND RESCUE SERVICE DISTRICT
STATEMENT OF NET POSITION
September 30, 2020

Page 5 of 65

	Governmental Activities
ASSETS	
Current assets:	
Cash and cash equivalents - unrestricted	\$ 1,191,295
Cash and cash equivalents - restricted	72,489
Investments - unrestricted	119,459
Investments - restricted	177
Other receivables	-
Due from other governments	10,925
Total current assets	<u>1,394,345</u>
Noncurrent assets:	
Capital assets:	
Land	46,611
Construction in progress	-
Depreciable buildings, equipment and machinery (net of \$751,669 accumulated depreciation)	558,826
	<u>605,437</u>
TOTAL ASSETS	<u>1,999,782</u>
 DEFERRED OUTFLOWS OF RESOURCES	 <u>471,057</u>
 LIABILITIES	
Current liabilities:	
Accounts payable	697
Accrued expenses	11,125
Unearned revenue - impact fees	75,737
Current portion of long-term obligations	37,681
Total current liabilities	125,240
Noncurrent liabilities:	
Noncurrent portion of long-term obligations	1,701,370
TOTAL LIABILITIES	<u>1,826,610</u>
 DEFERRED INFLOWS OF RESOURCES	 <u>32,363</u>
 NET POSITION	
Net investment in capital assets	317,264
Restricted for:	
Capital projects	-
Unrestricted	294,602
TOTAL NET POSITION	<u>\$ 611,866</u>

The accompanying notes are an integral part of this statement.

ALVA FIRE CONTROL AND RESCUE SERVICE DISTRICT
STATEMENT OF ACTIVITIES
Year Ended September 30, 2020

Page 6 of 65

	Governmental Activities
EXPENSES	
Governmental Activities	
Public Safety - Fire Protection	
Personnel services	\$ 822,271
Operating expenses	197,148
Depreciation	47,203
Interest and fiscal charges	-
TOTAL EXPENSES - GOVERNMENTAL ACTIVITIES	<u>1,066,622</u>
 PROGRAM REVENUES	
Charges for services - inspection fees	-
Firefighter supplemental income	450
Operating grants and contributions	-
Capital grants and contributions	3,447
NET PROGRAM EXPENSES	<u>1,062,725</u>
 GENERAL REVENUES	
Ad valorem taxes	1,019,542
Impact fees	-
Interest	7,720
Donations	5,776
Loss on disposition of capital assets	<u>(32,306)</u>
TOTAL GENERAL REVENUES	<u>1,000,732</u>
 INCREASE (DECREASE) IN NET POSITION	 (61,993)
 NET POSITION - Beginning of the year	 <u>673,859</u>
NET POSITION - End of the year	<u>\$ 611,866</u>

The accompanying notes are an integral part of this statement.

ALVA FIRE CONTROL AND RESCUE SERVICE DISTRICT
BALANCE SHEET - GOVERNMENTAL FUNDS
September 30, 2020

Page 7 of 65

	General Fund	Impact Fee Fund	Total Governmental Funds
ASSETS			
Cash and cash equivalents	\$ 1,191,295	\$ 72,489	\$ 1,263,784
Investments	119,459	177	119,636
Other receivables	-	-	-
Due from other funds	49,980	-	49,980
Due from other governments	7,854	3,071	10,925
TOTAL ASSETS	<u>\$ 1,368,588</u>	<u>\$ 75,737</u>	<u>\$ 1,444,325</u>
LIABILITIES AND FUND BALANCE			
LIABILITIES			
Accounts payable	\$ 697	\$ -	\$ 697
Accrued expenses	11,125	-	11,125
Due to other funds	-	49,980	49,980
Unearned revenue	-	75,737	75,737
TOTAL LIABILITIES	<u>11,822</u>	<u>125,717</u>	<u>137,539</u>
FUND BALANCE			
Nonspendable	49,980	(49,980)	-
Assigned for emergency/disaster	97,500	-	97,500
Assigned for operations	280,000	-	280,000
Assigned for building	235,000	-	235,000
Assigned for OPEB	67,563	-	67,563
Assigned for equipment	204,558	-	204,558
Unassigned (deficit)	422,165	-	422,165
TOTAL FUND BALANCE	<u>1,356,766</u>	<u>(49,980)</u>	<u>1,306,786</u>
TOTAL LIABILITIES AND FUND BALANCE	<u>\$ 1,368,588</u>	<u>\$ 75,737</u>	<u>\$ 1,444,325</u>

The accompanying notes are an integral part of this statement.

ALVA FIRE CONTROL AND RESCUE SERVICE DISTRICT
RECONCILIATION OF THE BALANCE SHEET - GOVERNMENTAL
FUNDS TO THE STATEMENT OF NET POSITION
September 30, 2020

Page 8 of 65

	<u>Amount</u>	
Total fund balance for governmental funds	\$ 1,306,786	
Amounts reported for governmental activities in the Statement of Net Position are different because:		
Capital assets used in governmental activities are not financial resources and therefore are not reported in the governmental funds:		
Capital assets not being depreciated:		
Land	46,611	
Construction in progress	<u>-</u>	
		46,611
Governmental capital assets being depreciated:		
Building, equipment and machinery	1,310,495	
Less accumulated depreciation	<u>(751,669)</u>	
		558,826
Deferred outflows and deferred inflows are applied to future periods and, therefore, are not reported in the governmental funds.		
Deferred outflows related to pensions	454,075	
Deferred outflows related to net OPEB liability	<u>16,982</u>	
		471,057
Deferred inflows related to pensions	(30,941)	
Deferred inflows related to net OPEB liability	<u>(1,422)</u>	
		(32,363)
Long-term liabilities are not due and payable in the current period and therefore are not reported in the funds:		
Less: capital lease payable	(288,173)	
Less: net OPEB liability	(85,901)	
Less: compensated absences	(27,267)	
Less: net pension liability - FRS	(1,192,982)	
Less: net pension liability - HIS	<u>(144,728)</u>	
		(1,739,051)
Elimination of interfund amounts:		
Due to other funds	49,980	
Due from other funds	<u>(49,980)</u>	
		-
Total net position of governmental activities	<u>\$ 611,866</u>	

The accompanying notes are an integral part of this statement.

ALVA FIRE CONTROL AND RESCUE SERVICE DISTRICT
STATEMENT OF REVENUES, EXPENDITURES AND
CHANGES IN FUND BALANCE - GOVERNMENTAL FUNDS
Year Ended September 30, 2020

Page 9 of 65

	General Fund	Impact Fee Fund	Total Governmental Funds
REVENUES			
Ad valorem taxes	\$ 1,019,542	\$ -	\$ 1,019,542
Intergovernmental revenues:			
Firefighter supplemental income	450	-	450
Grants	3,447	-	3,447
Fees:			
Inspection fees	-	-	-
Impact fees	-	-	-
Miscellaneous:			
Donations	5,776	-	5,776
Interest	7,720	-	7,720
TOTAL REVENUES	<u>1,036,935</u>	<u>-</u>	<u>1,036,935</u>
EXPENDITURES			
Current			
Public safety			
Personnel services	639,091	-	639,091
Operating expenditures	197,148	-	197,148
Capital outlay	407,987	-	407,987
Debt service			
Principal reduction	-	-	-
Interest and fiscal charges	-	-	-
TOTAL EXPENDITURES	<u>1,244,226</u>	<u>-</u>	<u>1,244,226</u>
EXCESS OF REVENUES OVER (UNDER) EXPENDITURES	<u>(207,291)</u>	<u>-</u>	<u>(207,291)</u>
OTHER FINANCING SOURCES (USES)			
Proceeds from capital lease	288,173	-	288,173
Proceeds from sale of capital assets	35,500	-	35,500
TOTAL OTHER FINANCING SOURCES (USES)	<u>323,673</u>	<u>-</u>	<u>323,673</u>
EXCESS OF REVENUES AND OTHER FINANCING SOURCES OVER (UNDER) EXPENDITURES AND OTHER FINANCING USES	<u>116,382</u>	<u>-</u>	<u>116,382</u>
FUND BALANCE (DEFICIT) - Beginning of the year	<u>1,240,384</u>	<u>(49,980)</u>	<u>1,190,404</u>
FUND BALANCE (DEFICIT) - End of the year	<u>\$ 1,356,766</u>	<u>\$ (49,980)</u>	<u>\$ 1,306,786</u>

The accompanying notes are an integral part of this statement.

**ALVA FIRE CONTROL AND RESCUE SERVICE DISTRICT
RECONCILIATION OF THE STATEMENT OF REVENUES,
EXPENDITURES AND CHANGES IN FUND BALANCE -
GOVERNMENTAL FUNDS TO THE STATEMENT OF ACTIVITIES
Year Ended September 30, 2020**

Page 10 of 65

	<u>Amount</u>	
Net change (excess revenues and other financing sources over expenditures and other financing uses) in fund balance - total governmental funds	\$ 116,382	
The increase (change) in net position reported for governmental activities in the Statement of Activities is different because:		
Governmental funds report capital outlays as expenditures. However, in the Statement of Activities the cost of those assets is allocated over their estimated useful lives and reported as depreciation expense. Also the gain (loss) on the sale of capital assets is recorded on the Statement of Activities but not in the governmental funds.		
Plus: expenditures for capital assets	407,987	
Less: current year depreciation	(47,203)	
Less: proceeds from sale of capital assets	(35,500)	
Less: loss on disposition of capital assets	<u>(32,306)</u>	
		292,978
The issuance of debt is reported as a financing source in governmental funds and thus contributes to the change in fund balance. In the Statement of Net Position, however, issuing debt increases long-term liabilities and does not affect the Statement of Activities. Similarly, repayment of principal is an expenditure in the governmental funds but reduces the liability in the Statement of Net Position.		
Proceeds from capital lease	<u>(288,173)</u>	(288,173)
Some expenses reported in the Statement of Activities do not require the use of current financial resources and therefore are not reported as expenditures in the governmental funds.		
(Increase)/decrease in net OPEB liability	(18,338)	
Increase/(decrease) in deferred outflow - OPEB	10,166	
(Increase)/decrease in deferred inflow - OPEB	178	
(Increase)/decrease in compensated absences	(6,096)	
(Increase)/decrease in net pension liability - FRS	(254,294)	
(Increase)/decrease in net pension liability - HIS	(4,725)	
Increase/(decrease) in deferred outflow - pensions	26,600	
(Increase)/decrease in deferred inflow - pensions	<u>63,329</u>	
		<u>(183,180)</u>
Increase (decrease) in net position of governmental activities	<u>\$ (61,993)</u>	

The accompanying notes are an integral part of this statement.

ALVA FIRE CONTROL AND RESCUE SERVICE DISTRICT
NOTES TO THE FINANCIAL STATEMENTS
September 30, 2020

Page 11 of 65

NOTE A - ORGANIZATION AND SUMMARY OF SIGNIFICANT ACCOUNTING POLICIES

Organization

Alva Fire Control and Rescue Service District (the "District") formed as Alva Fire Protection and Rescue Service District as an independent special district established on June 26, 1976 by Laws of Florida, Chapter 76-413, as amended by Laws of Florida, Chapter 90-388, under the provisions of Florida Statute 633, and as further amended by Laws of Florida, Chapter 97-340. Laws of Florida, Chapter 2000-455 codified, reenacted, amended and repealed its prior enabling acts. The District's codified enabling act Laws of Florida, Chapter 2000-455 was amended by Laws of Florida Chapter 2017-210 which slightly expanded the District's boundary and respective tax base. The District, also, has the general and special powers prescribed by Florida Statutes, Chapters 189, 191, 200 and 633.15. The District was created for the purpose of providing fire control and protection services as well as crash and rescue services for a designated area in eastern Lee County. The District is governed by an at-large elected five (5) member Board of Commissioners serving staggered four (4) year terms. The District operates one (1) fire house and has approximately nine (9) employees.

Summary of Significant Accounting Policies

The following is a summary of the significant accounting policies used in the preparation of these basic financial statements.

The basic financial statements of the District are comprised of the following:

- Government-wide financial statements
- Fund financial statements
- Notes to the financial statements

Reporting Entity

The District adheres to Governmental Accounting Standards Board (GASB) Statement Number 14, "Financial Reporting Entity," as amended by GASB Statement Number 39, "Determining Whether Certain Organizations Are Component Units" and GASB Statement Number 61, "The Financial Reporting Entity: Omnibus - An Amendment of GASB Statements No. 14 and No. 34". These statements require the basic financial statements of the District (the primary government) to include its component units, if any. A component unit is a legally separate organization for which

**NOTE A - ORGANIZATION AND SUMMARY OF SIGNIFICANT ACCOUNTING
POLICIES, CONTINUED**

Reporting Entity, continued

the elected officials of the primary government are financially accountable. The District does have one related (component unit) entity, The Alva Volunteer Fire Department, Inc. (the "Volunteers"). The Alva Volunteer Fire Department, Inc. is a Florida not-for-profit that exclusively fundraises for the District. From the funds it raises it either donates cash or equipment it purchases to the District. It also assists with recruiting volunteers to assist the District personnel in its mission. The assets, liabilities and equity of Volunteers is not considered material to warrant inclusion and disclosure at September 30, 2020. Based on the criteria established in GASB 14, as amended, there are no component units required to be included or included in the District's basic financial statements.

Government-wide Financial Statements

The government-wide financial statements (i.e., the Statement of Net Position and the Statement of Activities) report information on all of the activities of the District and do not emphasize fund types. These governmental activities comprise the primary government. General governmental and intergovernmental revenues support the governmental activities. The purpose of the government-wide financial statements is to allow the user to be able to determine if the District is in a better or worse financial position than the prior year. The effect of all interfund activity between governmental funds has been removed from the government-wide financial statements.

Government-wide financial statements are reported using the economic resources measurement focus and the accrual basis of accounting. Under the accrual basis of accounting, revenues, expenses, gains, losses, assets, and liabilities resulting from exchange and exchange-like transactions are recognized when the exchange takes place. Revenues, expenses, gains, losses, assets, and liabilities resulting from nonexchange transactions are recognized in accordance with the requirements of GASB Statement Number 33, "Accounting and Financial Reporting for Nonexchange Transactions."

Amounts paid to acquire capital assets are capitalized as assets in the government-wide financial statements rather than reported as expenditures. Proceeds of

**NOTE A - ORGANIZATION AND SUMMARY OF SIGNIFICANT ACCOUNTING
POLICIES, CONTINUED**

Government-wide Financial Statements, continued

long-term debt are recorded as liabilities in the government-wide financial statements rather than as other financing sources. Amounts paid to reduce long-term indebtedness of the reporting government are reported as a reduction of the related liability in the government-wide financial statements rather than as expenditures.

The Statement of Activities demonstrates the degree to which the direct expenses of a given function are offset by program revenues. Direct expenses are those that are clearly identifiable with a specific function or segment. Program revenues include: 1) charges to customers or applicants who purchase, use or directly benefit from goods, services, or privileges provided by a given function; and 2) grants and contributions that are restricted to meeting the operational or capital improvements of a particular function. Taxes and other items not properly included among program revenues are reported instead as general revenues.

Program revenues are considered to be revenues generated by services performed and/or by fees charged, such as inspection fees.

Fund Financial Statements

The District adheres to GASB Statement No. 54, "Fund Balance Reporting and Governmental Fund Type Definitions". Essentially, this GASB statement required adoption of a fund balance policy and certain fund balance classifications.

The accounts of the District are organized on the basis of funds, each of which is considered a separate accounting entity. The operations of each fund are accounted for with a separate set of self-balancing accounts that comprise its assets, liabilities, fund equity, revenues, and expenditures or expenses, as appropriate. Government resources are allocated to and accounted for in individual funds based upon the purpose for which they are to be spent and the means by which spending activities are controlled.

Fund financial statements for the District's governmental funds are presented after the government-wide financial statements. These statements display information about major funds, individually, and nonmajor funds, in aggregate, for governmental funds.

**NOTE A - ORGANIZATION AND SUMMARY OF SIGNIFICANT ACCOUNTING
POLICIES, CONTINUED**

Governmental Funds

Governmental fund financial statements are reported using the current financial resources measurement focus and the modified accrual basis of accounting. Revenues are considered to be available when they are collected within the current period or soon enough thereafter to pay liabilities of the current period.

The District's major funds are presented in separate columns on the governmental fund financial statements. The definition of a major fund is one that meets certain criteria set forth in GASB Statement No. 34, "Basic Financial Statements - and Management's Discussion and Analysis - For State and Local Governments" (GASB Statement No. 34). The funds that do not meet the criteria of a major fund are considered non-major funds and are combined into a single column on the governmental fund financial statements.

Separate financial statements are provided for governmental funds. Major individual governmental funds are reported in separate columns on the fund financial statements.

Measurement Focus and Basis of Accounting

Basis of accounting refers to when revenues and expenditures or expenses are recognized in the accounts and reported in the basic financial statements. Basis of accounting relates to the timing of the measurements made, regardless of the measurement focus applied.

The government-wide financial statements are reported using the economic resources measurement focus and the accrual basis of accounting. Revenues are recorded when earned and expenses are recorded when a liability is incurred, regardless of the timing of related cash flows. Property taxes are recognized as revenues in the year for which they are levied. Grants and similar items are recognized as revenue as soon as all eligibility requirements have been met.

Governmental fund financial statements are reported using the current financial resources measurement focus and the modified accrual basis of accounting. Revenues are recognized as soon as they are both measurable and available. Revenues are considered to be available when they are collectible within the current

NOTE A - ORGANIZATION AND SUMMARY OF SIGNIFICANT ACCOUNTING POLICIES, CONTINUED

Measurement Focus and Basis of Accounting, continued

period and soon enough thereafter to pay liabilities of the current period. For this purpose, the District considers tax revenues to be available if they are collected within sixty (60) days of the end of the current fiscal period.

Revenues susceptible to accrual are property taxes, interest on investments, and intergovernmental revenues. Property taxes are recorded as revenues in the fiscal year in which they are levied, provided they are collected in the current period or within sixty (60) days thereafter. Interest on invested funds is recognized when earned. Intergovernmental revenues that are reimbursements for specific purposes or projects are recognized when all eligibility requirements are met.

Expenditures are generally recognized under the modified accrual basis of accounting when the related fund liability is incurred. Exceptions to this general rule include: (1) principal and interest on long-term debt, if any, is recognized when due; and (2) expenditures are generally not divided between years by the recording of prepaid expenditures.

When both restricted and unrestricted resources are available for use, it is the District's policy to use restricted resources first, then unrestricted resources as they are needed.

Non-current Government Assets/Liabilities

GASB Statement No. 34 requires non-current governmental assets, such as land and buildings, and non-current governmental liabilities, such as notes payable and capital leases, to be reported in the governmental activities column in the government-wide Statement of Net Position.

Major Funds

The District reports the following major governmental funds:

The General Fund is the District's primary operating fund. It accounts for all financial resources of the District, except those required to be accounted for in the Impact Fee fund.

**NOTE A - ORGANIZATION AND SUMMARY OF SIGNIFICANT ACCOUNTING
POLICIES, CONTINUED**

Major Funds, continued

The Impact Fee Fund consists of fees imposed by the District and collected by Lee County based on new construction within the District. The fees are restricted and can only be used for certain capital expenditures associated with growth within the District.

Budgetary Information

The District has elected to report budgetary comparison of major funds as required supplementary information (RSI).

Investments

The District adheres to the requirements of Governmental Accounting Standards Board (GASB) Statement Number 31, "Accounting and Financial Reporting for Certain Investments and for External Investment Pools," in which all investments are reported at fair value.

Capital Assets

Capital assets, which include land, construction in progress, buildings, equipment and machinery, are reported in the government-wide Statement of Net Position.

The District follows a capitalization policy which calls for capitalization of all capital assets that have a cost or donated value of \$750 or more and have a useful life in excess of one year.

All capital assets are valued at historical cost, or estimated historical cost if actual historical cost is not available. Donated capital assets are valued at their estimated fair market value on the date donated. Public domain (infrastructure) capital assets consisting of certain improvements other than building, including curbs, gutters and drainage systems, are not capitalized, as the District generally does not acquire such assets. No debt-related interest expense is capitalized as part of capital assets in accordance with GASB 34.

Maintenance, repairs and minor renovations are not capitalized. The acquisition of land and construction projects utilizing resources received from Federal and State agencies are capitalized when the related expenditure is incurred.

**NOTE A - ORGANIZATION AND SUMMARY OF SIGNIFICANT ACCOUNTING
POLICIES, CONTINUED**

Capital Assets, continued

Expenditures that materially increase values, change capacities or extend useful lives are capitalized. Upon sale or retirement, the cost is eliminated from the respective accounts.

Expenditures for capital assets are recorded in the fund statements as current expenditures. However, such expenditures are not reflected as expenses in the government-wide financial statements, but rather are capitalized and depreciated.

Depreciable capital assets are depreciated using the straight-line method over the following estimated useful lives:

<u>Asset</u>	<u>Years</u>
Buildings	15-35
Equipment and Machinery	3-25

Budgets and Budgetary Accounting

The District has adopted an annual budget for the General Fund and the Special Revenue Fund - Impact Fee Fund.

The District follows these procedures in establishing budgetary data for the General Fund and the Impact Fee Fund:

1. During the summer of each year, the District Fire Chief submits to the Board of Commissioners a proposed operating budget for the fiscal year commencing on the upcoming October 1. The operating budget includes proposed expenditures and the means of financing them.
2. Public hearings are conducted to obtain taxpayer comments.
3. The budget is adopted by approval of the Board of Commissioners.
4. Budget amounts, as shown in these financial statements, are as originally adopted or as amended by the Board of Commissioners.

**NOTE A - ORGANIZATION AND SUMMARY OF SIGNIFICANT ACCOUNTING
POLICIES, CONTINUED**

Budgets and Budgetary Accounting, continued

5. The budget is adopted on a basis consistent with accounting principles generally accepted in the United States of America.
6. The level of control for appropriations is exercised at the fund level.
7. Appropriations lapse at year-end.

There was one budget amendment approved by the Board of Commissioners during the year ended September 30, 2020, for the General Fund. The amendment increased the budgeted carryforward and reserves amount by \$455,466. There were no budget amendments to the Impact Fee Fund during the year ended September 30, 2020.

Impact Fees/Unearned Revenue

Through an interlocal agreement, the District levies an impact fee on new construction within the District. The intent of the fee is for growth within the District to pay for capital improvements needed due to the growth. The fee is collected by Lee County and remitted to the District. The fee is refundable if not expended by the District within twenty (20) years from the date of collection. The District, therefore, records this fee as restricted cash and as unearned revenue until the date of expenditure, at which time it is recognized as revenue and charged to capital outlay in the fund financial statements and as capital assets in the government-wide financial statements.

Due To/From Other Funds

Interfund receivables and payables arise from interfund transactions and are recorded by funds affected in the period in which transactions are executed.

Due From Other Governments

No allowance for losses on uncollectible accounts has been recorded since the District considers all amounts to be fully collectible.

**NOTE A - ORGANIZATION AND SUMMARY OF SIGNIFICANT ACCOUNTING
POLICIES, CONTINUED**

Compensated Absences

The District's employees accumulate annual leave (vacation) based on the number of years of continuous service. Upon termination of employment, employees can receive payment of accumulated annual leave if certain criteria are met up to one year's vacation time. Accrued unused sick time up to 106 hours is only paid upon retirement with at least 25 years of service and at least 15 years of those years with the District. The costs of vacation and sick leave are expended in the respective operating funds when payments are made to employees. However, the liability for all accrued vacation (not including sick time) is recorded in the government-wide Statement of Net Position. Accumulated sick time is not due or payable upon termination.

Encumbrances

Encumbrance accounting, under which purchase orders, contracts and other commitments for the expenditure of monies are recorded in order to reserve that portion of the applicable appropriation, is not employed by the District because, at present, it is not necessary in order to assure effective budgetary control or to facilitate effective cash planning and control.

Management Estimates

The preparation of financial statements in conformity with accounting principles generally accepted in the United States of America requires management to make estimates and assumptions that affect the reported amounts of assets, liabilities and disclosure of contingent assets and liabilities at the date of the financial statements and the reported amounts of revenues and expenditures during the reporting period. Actual results could differ from those estimates.

Net Position

In the government-wide financial statements no net position has been identified as restricted. Restricted net assets are those net assets that have constraints as to their use externally imposed by creditors, through debt covenants, by grantors, or by law.

**NOTE A - ORGANIZATION AND SUMMARY OF SIGNIFICANT ACCOUNTING
POLICIES, CONTINUED**

Fund Balances

The governmental fund financial statements the District maintains include nonspendable, assigned and unassigned fund balances consistent with its fund balance policy. Nonspendable fund balances are those that cannot be spent because they are either (a) not in spendable form or (b) legally or contractually required to be maintained intact. Criteria include items that are not expected to be converted into cash, for example prepaid expenses.

The District's assigned fund balances are a result of the District's Board approval. The District's fund balance intent is to maintain a minimum assigned fund balance level of three (3) months of prior year total expenditures. This assigned fund balance will serve as the District's operational and capital reserves as well as its disaster reserve. At September 30, 2020, fund balance is also assigned for a variety of specific items by District Board action. Any use of the assigned fund balance requires the District's Board approval.

Interfund Transactions

The District considers interfund receivables (due from other funds) and interfund liabilities (due to other funds) to be loan transactions to and from other funds. Transactions that constitute reimbursements to a fund for expenditures/expenses initially made from it that are properly applicable to another fund are recorded as expenditures/expenses in the reimbursing funds and as reduction of expenditures/expenses in the fund that is reimbursed.

Subsequent Events

Subsequent events have been evaluated through April 5, 2021, which is the date the basic financial statements were available to be issued.

Pensions

In the government-wide Statement of Net Position, liabilities are recognized for the District's proportionate share of each pension plan's net pension liability. For purposes of measuring the net pension liability, deferred outflows of resources and deferred inflows of resources related to pensions, and pension expense, information about the fiduciary net position of the Florida Retirement System (FRS) and the

**NOTE A - ORGANIZATION AND SUMMARY OF SIGNIFICANT ACCOUNTING
POLICIES, CONTINUED**

Pensions, continued

Health Insurance Subsidy (HIS) defined benefit plan and additions to/deductions from fiduciary net position have been determined on the same basis as they are reported by the Plans. For this purpose, benefit payments (including refunds of employees contributions) are recognized when due and payable in accordance with the benefit terms.

The District's retirement plans and related amounts are described in a subsequent note.

Deferred Outflows/Inflows of Resources

In addition to assets, the Statement of Net Position reports a separate section for deferred outflows of resources. This separate financial statement element, deferred outflows of resources, represents a consumption of net position that applies to future periods and so will not be recognized as an outflow of resources (expense/expenditure) until then. The deferred amount on pensions and OPEB is reported only in the government-wide Statement of Net Position. The deferred outflows of resources related to pensions and OPEB are discussed in a subsequent note.

In addition to liabilities, the statement of net position reports a separate section for deferred inflows of resources. This separate financial statement element, deferred inflows of resources, represents an acquisition of net position that applies to a future period and so will not be recognized as an inflow of resources (revenue) until that time. The deferred amount on pensions and OPEB is reported only in the government-wide Statement of Net Position. A deferred amount on pension results from the difference in the expected and actual amounts of experience, earnings and contributions. This amount is deferred and amortized over the service life of all employees that are provided with pensions and OPEB through the plans except earnings which are amortized over five to seven years.

ALVA FIRE CONTROL AND RESCUE SERVICE DISTRICT
NOTES TO THE FINANCIAL STATEMENTS
September 30, 2020

Page 22 of 65

NOTE B - CASH AND CASH EQUIVALENTS

At September 30, 2020, cash and cash equivalents were \$1,263,784, which was comprised of \$1,191,295 in the General Fund (including cash on hand of \$200) and \$72,489 in the Impact Fee Fund. The Impact Fee Fund cash was restricted for capital acquisition and/or improvement due to growth within the District.

Deposits

The District's deposit policy allows deposits to be held in demand deposit or money market accounts as permitted by Florida Statute 218.415(17). All District deposits were held in banks or savings institutions designated as qualified depositories by the State Treasurer.

At September 30, 2020, the carrying amount of the District's deposits were \$1,191,095 and \$72,489 in the General Fund and Impact Fee Fund, respectively. The bank balances were \$1,220,481 and \$72,487 in the General Fund and Impact Fee Fund, respectively. These deposits were entirely covered by federal depository insurance or by collateral pursuant to the Public Depository Security Act of the State of Florida (Florida Statute 280).

NOTE C - INVESTMENTS

Florida Statutes and the District's investment policy authorize investments in the Local Government Surplus Funds Trust Fund (SBA) administered by the State Board of Administration. At September 30, 2020, the District's investments in the Local Government Surplus Funds Trust Fund consist of the following:

	Cost Basis	Fair Value (NAV)/ Carrying Amount
<u>General Fund</u>		
Local Government Surplus Trust Fund (SBA)		
Fund "A" (LGIP) Prime	\$ 119,459	\$ 119,459
Total investments - General Fund	<u>119,459</u>	<u>119,459</u>
<u>Impact Fee Fund</u>		
Local Government Surplus Trust Fund (SBA)		
Fund "A" (LGIP) Prime	177	177
Total investments - Impact Fee Fund	<u>177</u>	<u>177</u>
Total investments	<u>\$ 119,636</u>	<u>\$ 119,636</u>

NOTE C - INVESTMENTS, CONTINUED

The Local Government Surplus Funds Trust Fund (Florida PRIME (formerly Fund "A")) is an external 2a7-like investment pool, administered by the Florida State Board of Administration. The Local Government Surplus Funds Investment Pool Trust Fund is not categorized as it is not evidenced by securities that exist in physical or book entry form. The Local Government Surplus Trust Funds Investment Pool's shares are stated at amortized cost (NAV), which approximates fair value. These investments are subject to the risk that the market value of an investment, collateral protecting a deposit or securities underlying a repurchase agreement, will decline. The District's investment in the Fund represented less than 1% of the Fund's total investments. Investments held in the Fund include, but are not limited to, short-term federal agency obligations, treasury bills, repurchase agreements and commercial paper. These short-term investments are stated at amortized cost, which approximates market. Investment income is recognized as earned and is allocated to participants of the Fund based on their equity participation.

At September 30, 2020, the District reported SBA investments of \$119,636 fair value/cost for amounts held in Florida PRIME. The Florida PRIME carried a credit rating of AAAM by Standard and Poors and had a weighted average days to maturity (WAM) of 48 days at September 30, 2020. The weighted average life (WAL) of PRIME was 63 days at September 30, 2020.

The District adheres to GASB Statement No. 79 which requires the following disclosures related to its Florida PRIME investment:

Redemption Gates: Chapter 218.409(8)(a), Florida Statutes, states that "The principal, and any part thereof, of each account constituting the trust fund is subject to a payment at any time from the moneys in the trust fund. However, the Executive Director of the fund may, in good faith, on the occurrence of an event that has a material impact on liquidity or operations of the trust fund, for 48 hours limit contributions to or withdrawals from the trust fund to ensure that the board can invest moneys entrusted to it in exercising its fiduciary responsibility. Such action must be immediately disclosed to all participants, the Trustees, the Joint Legislative Auditing Committee, the Investment Executive Director has instituted such measures to review the necessity of those measures. If the Trustees are unable to convene an emergency meeting before the expiration of the 48-hour moratorium on the contributions and withdrawals, the moratorium may be

ALVA FIRE CONTROL AND RESCUE SERVICE DISTRICT
NOTES TO THE FINANCIAL STATEMENTS
September 30, 2020

Page 24 of 65

NOTE C - INVESTMENTS, CONTINUED

extended by the Executive Director until the Trustees are able to meet to review the necessity for the moratorium. If the Trustees agree with such measures, the Trustees shall vote to continue the measures for up to an additional 15 days. The Trustees must convene and vote to continue any such measures before the expiration of the time limit set, but in no case may the time limit set by the Trustees exceed 15 days.”

Foreign Currency Risk: Prime was not exposed to any foreign risk during the period October 1, 2019 to September 30, 2020.

Liquidity Fees: Florida Statute 218.409(4) provides authority for the SBA to impose penalties for early withdrawal, subject to disclosures in the enrollment materials of the amount and purpose of such fees. At September 30, 2020, no such disclosure has been made.

Redemption Fees: As of September 30, 2020, there were no redemption fees or maximum transaction amounts, or any other requirements that serve to limit a participant’s daily access to 100 percent of their account value.

Fair Value: The cost and carrying value of the cash, cash equivalents, and investments held by the District approximate fair value and as such are reported at amortized cost.

Security Lending: PRIME did not participate in a securities lending program during the year October 1, 2019 through September 30, 2020.

PRIME audited financial statements for the year ended June 30, 2020 are available online.

Restricted Investments

These investments were comprised of impact fees collected, which were restricted for capital asset acquisition and/or improvement due to growth within the District.

ALVA FIRE CONTROL AND RESCUE SERVICE DISTRICT
NOTES TO THE FINANCIAL STATEMENTS
September 30, 2020

Page 25 of 65

NOTE D - DUE TO/FROM OTHER FUNDS

Interfund receivables and payables at September 30, 2020, were:

	Due From Other Funds	Due To Other Funds
General Fund:		
Impact Fee	\$ 49,980	\$ -
Total General Fund	<u>49,980</u>	<u>-</u>
Special Revenue Fund:		
Impact Fee:		
General	-	49,980
Total Special Revenue Fund	<u>-</u>	<u>49,980</u>
Total	<u>\$ 49,980</u>	<u>\$ 49,980</u>

Interfund receivables and payables were eliminated for presentation purposes in the Statement of Net Position at September 30, 2020. These amounts are expected to be repaid upon the District's receipt of Impact Fees which may be longer than one year.

NOTE E - CAPITAL ASSETS ACTIVITY

The following is a summary of changes in capital assets activity for the year ended September 30, 2020:

	Balance October 1 2019	Increases/ Additions	Decreases/ Deletions	Adjustments/ Reclassifications	Balance September 30 2020
Capital Assets Not Being Depreciated:					
Land	\$ 46,611	\$ -	\$ -	\$ -	\$ 46,611
Construction in Progress	<u>-</u>	<u>-</u>	<u>-</u>	<u>-</u>	<u>-</u>
Total Capital Assets Not Being Depreciated	<u>46,611</u>	<u>-</u>	<u>-</u>	<u>-</u>	<u>46,611</u>
Capital Assets Being Depreciated:					
Buildings	282,301	67,438	-	-	349,739
Equipment & Machinery	<u>788,963</u>	<u>340,549</u>	<u>(168,756)</u>	<u>-</u>	<u>960,756</u>
Total Capital Assets Being Depreciated	<u>1,071,264</u>	<u>407,987</u>	<u>(168,756)</u>	<u>-</u>	<u>1,310,495</u>
Less Accumulated Depreciation:					
Buildings	(186,225)	(10,942)	-	-	(197,167)
Equipment & Machinery	<u>(619,191)</u>	<u>(36,261)</u>	<u>100,950</u>	<u>-</u>	<u>(554,502)</u>
Total Accumulated Depreciation	<u>(805,416)</u>	<u>(47,203)</u>	<u>100,950</u>	<u>-</u>	<u>(751,669)</u>
Total Capital Assets Being Depreciated, Net	<u>265,848</u>	<u>360,784</u>	<u>(67,806)</u>	<u>-</u>	<u>558,826</u>
Capital Assets, Net	<u>\$ 312,459</u>	<u>\$ 360,784</u>	<u>\$ (67,806)</u>	<u>\$ -</u>	<u>605,437</u>
				Related debt	<u>(288,173)</u>
			Net investment in capital assets		<u>\$ 317,264</u>

ALVA FIRE CONTROL AND RESCUE SERVICE DISTRICT
NOTES TO THE FINANCIAL STATEMENTS
September 30, 2020

Page 26 of 65

NOTE E - CAPITAL ASSETS ACTIVITY, CONTINUED

Depreciation expense for the year ended September 30, 2020 was \$47,203.

The District has capital assets held under capital leases with a total cost of \$323,173 at September 30, 2020. The capital assets held under capital lease had accumulated depreciation of \$12,568 and depreciation expense of \$12,568 as of and for the year ended September 30, 2020.

NOTE F - LONG-TERM LIABILITIES

The following is a summary of changes in long-term liabilities for the year ended September 30, 2020:

	Balance October 1 2019	Additions	Retirements / Adjustments	Balance September 30 2020	Amounts Due Within One Year
Capital lease payable	\$ -	\$ 288,173	\$ -	\$ 288,173	\$ 37,681
Net OPEB Liability	67,563	18,338	-	85,901	-
Compensated Absences	21,171	6,096	-	27,267	-
Net Pension Liability - FRS	938,688	254,294	-	1,192,982	-
Net Pension Liability - HIS	<u>140,003</u>	<u>4,725</u>	<u>-</u>	<u>144,728</u>	<u>-</u>
	<u>\$ 1,167,425</u>	<u>\$ 571,626</u>	<u>\$ -</u>	<u>\$ 1,739,051</u>	<u>\$ 37,681</u>

The following is a summary of the long-term obligations at September 30, 2020:

	Amount
The District entered into a seven (7) year \$288,173 capital lease agreement on January 15, 2020. Annual payments are \$46,932 including fixed interest of 3.45%. Payments began on December 15, 2020 with a final payment due December 15, 2026. The lease agreement is collateralized by the respective pumper truck.	\$ 288,173
\$500,000 revolving line of credit (LOC) payable to financial institution with interest at fixed rate of 3.5% per annum, collateralized by non ad valorem and other revenues. LOC matures on December 1, 2021. At September 30, 2020, there was no balance outstanding. No amounts were borrowed during the year ended September 30, 2020.	-
Net OPEB liability. Actuarially determined per GASB Statement No. 75.	85,901

ALVA FIRE CONTROL AND RESCUE SERVICE DISTRICT
NOTES TO THE FINANCIAL STATEMENTS
September 30, 2020

Page 27 of 65

NOTE F - LONG-TERM LIABILITIES, CONTINUED

Non-current portion of compensated absences. Employees of the District are entitled to paid annual (vacation and comp time) leave based on length of service and job classification.	27,267
Net pension obligation - FRS pension plan. This amount is actuarially determined per GASB Statement No. 68.	1,192,982
Net pension obligation - HIS plan. This amount is actuarially determined per GASB Statement No. 68.	144,728
	1,739,051
Less: Current portion	(37,681)
	<u>\$ 1,701,370</u>

Interest expense incurred for the year ended September 30, 2020 was \$0.

The annual debt service requirements at September 30, 2020, were as follows:

Years Ending <u>September 30</u>	Total Principal	Total Interest	Total
2021	\$ 37,681	\$ 9,252	\$ 46,933
2022	38,290	8,642	46,932
2023	39,611	7,321	46,932
2024	40,978	5,954	46,932
2025	42,392	4,541	46,933
Thereafter	89,221	4,643	93,864
Total capital lease	288,173	40,353	328,526
Net OPEB obligation	85,901	-	85,901
Accrued compensated absences	27,267	-	27,267
Net Pension Liability - FRS	1,192,982	-	1,192,982
Net Pension Liability - HIS	144,728	-	144,728
Total Long-Term Debt	<u>\$ 1,739,051</u>	<u>\$ 40,353</u>	<u>\$ 1,779,404</u>

NOTE G - RETIREMENT PLAN - DEFINED BENEFIT PENSION PLAN

General Information about the Florida Retirement System

The Florida Retirement System ("FRS") was created in Chapter 121, Florida Statutes. The FRS was created to provide a defined benefit pension plan ("Pension Plan") for participating public employees. All District employees are participants in the Statewide Florida Retirement System (FRS) under authority of Article X, Section

NOTE G - RETIREMENT PLAN - DEFINED BENEFIT PENSION PLAN, CONTINUED

General Information about the Florida Retirement System, continued

14 of the State Constitution and Florida Statutes, Chapters 112 and 121. The FRS was amended in 1998 to add the Deferred Retirement Option Program ("DROP") under the defined benefit plan and amended in 2000 to provide an integrated defined contribution plan alternative to the defined benefit plan for FRS members effective July 1, 2002. This integrated defined contribution pension plan is the FRS Investment Plan. Chapter 112, Florida Statutes, established the Retiree Health Insurance Subsidy (HIS) Program, a separate cost-sharing, multiple-employer defined benefit pension plan to assist retired members of any State-administered retirement system in paying the costs of health insurance.

Essentially all regular employees of the District are eligible to enroll as members of the State-administered FRS. Provisions relating to the FRS are established by Chapters 121 and 122, Florida Statutes; Chapter 112, Part IV, Florida Statutes; Chapter 238, Florida Statutes; and Florida Retirement System Rules, Chapter 60S, Florida Administrative Code; wherein eligibility, contributions, and benefits are defined and described in detail. Such provisions may be amended at any time by further action from the Florida Legislature. The FRS is a single retirement system administered by the Florida Department of Management Services, Division of Retirement, and consists of two cost-sharing, multiple-employer defined benefit plans (FRS and HIS Plans) and other nonintegrated programs. A comprehensive annual financial report of the FRS, which includes its financial statements, required supplementary information, actuarial report, and other relevant information dated June 30, 2020, is available from the Florida Department of Management Services' Website (www.dms.myflorida.com).

The District's total pension expense, \$270,438 for the year ended September 30, 2020, is recorded in the government-wide financial statements. Total District retirement actual contribution expenditures were \$101,348, \$92,368 and \$84,081 for the years ended September 30, 2020, 2019 and 2018, respectively. The District contributed 100% of the required contributions.

NOTE G - RETIREMENT PLAN - DEFINED BENEFIT PENSION PLAN, CONTINUED

FRS Pension Plan

Plan Description. The FRS Pension Plan ("Plan") is a cost-sharing, multiple-employer defined benefit pension plan, with a Deferred Retirement Option Program (DROP) for eligible employees. The general classes of membership are as follows:

Regular Class - Members of the FRS who do not qualify for membership in the other classes.

Senior Management Service Class (SMSC) - Members in senior management level positions.

Special Risk Class - Members who are employed as certified firefighters and meet the criteria to qualify for this class.

Elected Officials - Members who are elected by the voters within the District boundaries.

Employees enrolled in the Plan prior to July 1, 2011, vest at six years of creditable service and employees enrolled in the Plan on or after July 1, 2011, vest at eight years of creditable service. All vested members, enrolled prior to July 1, 2011, are eligible for normal retirement benefits at age 62 or at any age after 30 years of service, except for those members classified as special risk who are eligible for normal retirement benefits at age 55 or at any age after 25 years of service. All members enrolled in the Plan on or after July 1, 2011, once vested, are eligible for normal retirement benefits at age 65 or any time after 33 years of creditable service, except for members classified as special risk who are eligible for normal retirement benefits at age 60 or at any age after 30 years of service. Members of both Plans (FRS and HIS) may include up to 4 years of credit for military service toward creditable service. The Plan also includes an early retirement provision; however, there is a benefit reduction for each year a member retires before his or her normal retirement date. The Plan provides retirement, disability, death benefits, and annual cost of living adjustments to eligible participants.

DROP, subject to provisions of Section 121.091, Florida Statutes, permits employees eligible for normal retirement under the Plan to defer receipt of monthly benefit payments while continuing employment with an FRS employer. An employee may participate in DROP for a period not to exceed 60 months after electing to participate. During the period of DROP participation, deferred monthly benefits are

NOTE G - RETIREMENT PLAN - DEFINED BENEFIT PENSION PLAN, CONTINUED

FRS Pension Plan, continued

held in the FRS Trust Fund and accrue interest. The net pension liability does not include amounts for DROP participants, as these members are considered retired and are not accruing additional pension benefits.

Benefits Provided. Benefits under the Plan are computed on the basis of age, and/or years of service, average final compensation, and credit service. Credit for each year of service is expressed as a percentage of the average final compensation. For members initially enrolled before July 1, 2011, the average final compensation is the average of the five highest fiscal years' earnings; for the members initially enrolled on or after July 1, 2011, the average final compensation is the average of the eight highest fiscal years' earnings. The total percentage value of the benefit received is determined by calculating the total value of all service, which is based on retirement plan and/or the class to which the member belonged when the service credit was earned. Members are eligible for in-line-of-duty or regular disability and survivors' benefits. The following chart shows the percentage value of each year of service credit earned:

<u>Class, Initial Enrollment, and Retirement Age/Years of Service</u>	<u>%Value</u>
Regular Class and elected members initially enrolled before July 1, 2011	
Retirement up to age 62, or up to 30 years of service	1.60
Retirement at age 63 or with 31 years of service	1.63
Retirement at age 64 or with 32 years of service	1.65
Retirement at age 65 or with 33 or more years of service	1.68
Regular Class and elected members initially enrolled on or after July 1, 2011	
Retirement up to age 65 or up to 33 years of service	1.60
Retirement at age 66 or with 34 years of service	1.63
Retirement at age 67 or with 35 years of service	1.65
Retirement at age 68 or with 36 or more years of service	1.68
Special Risk Regular	
Service from December 1, 1970 through September 30, 1974	2.00
Service on or after October 1, 1974	3.00
Senior Management Service Class	2.00
Elected Officers' Class	3.00

As provided in Section 121.101, Florida Statutes, if the member is initially enrolled in the FRS before July 1, 2011, and all service credit was accrued before July 1, 2011, the annual cost-of-living adjustment is 3 percent per year. If the member is initially

NOTE G - RETIREMENT PLAN - DEFINED BENEFIT PENSION PLAN, CONTINUED

FRS Pension Plan, continued

enrolled before July 1, 2011, and has service credit on or after July 1, 2011, there is an individually calculated cost-of-living adjustment. The annual cost-of-living adjustment is a proportion of 3 percent determined by dividing the sum of the pre-July 2011 service credit by the total service credit at retirement multiplied by 3 percent. Plan members initially enrolled on or after July 1, 2011, will not have a cost-of-living adjustment after retirement.

Contributions. The Florida Legislature establishes contribution rates for participating employers and employees. Contribution rates during the year ended September 30, 2020 were as follows:

Class	Percent of Gross Salary*		
	Employee	Employer (1)	Employer (3)
Florida Retirement System, Regular	3.00	8.47	10.00
Florida Retirement System, Senior Management Service	3.00	25.41	27.29
Florida Retirement System, Special Risk	3.00	25.48	24.45
Deferred Retirement Option Program - Applicable to Members from All of the Above Classes	0.00	14.60	16.98
Florida Retirement System, Reemployed Retiree	(2)	N/A	N/A
Florida Retirement System, Elected Official	3.00	48.82	49.18

Notes:

- (1) Employer rates include 1.66 percent for the post employment health insurance subsidy. Also, employer rates, other than for DROP participants, include .06 percent for administrative costs for the Investment Plan. Rates for 7/1/19 - 6/30/20.
- (2) Contribution rates are dependent upon retirement class in which reemployed.
- (3) Employer rates include 1.66 percent for the post employment health insurance subsidy. Also, employer rates, other than for DROP participants, include .06 percent for administrative costs for the Investment Plan. Rates for 7/1/20 - 6/30/21.

* As defined by the Plan.

Pension Liabilities, Pension Expense, Deferred Outflows of Resources and Deferred Inflows of Resources Related to the Pension Plan. At

September 30, 2020, the District reported a FRS pension liability of \$1,192,982 for its proportionate share of the net pension liability. The net pension liability was measured as of June 30, 2020, and the total pension liability used to calculate the net pension liability was determined by an actuarial valuation as of July 1, 2020. The District's proportionate share of the net pension liability was based on the District's 2019-20 fiscal year contributions relative to the total 2019-20 fiscal year contributions of all

ALVA FIRE CONTROL AND RESCUE SERVICE DISTRICT
NOTES TO THE FINANCIAL STATEMENTS
September 30, 2020

Page 32 of 65

NOTE G - RETIREMENT PLAN - DEFINED BENEFIT PENSION PLAN, CONTINUED

FRS Pension Plan, continued

participating members. At September 30, 2020, the District's proportionate share was .002752518 percent, which was an increase of .000026832 percent from its proportionate share measure as of September 30, 2019.

For the year ended September 30, 2020, the District recognized FRS pension expense of \$251,506. In addition, the District reported deferred outflows of resources and deferred inflows of resources related to the pension from the following sources:

<u>Description</u>	<u>Deferred Outflows of Resources</u>	<u>Deferred Inflows of Resources</u>
Differences between expected and actual experience	\$ 45,658	\$ -
Change of assumptions	215,967	-
Net difference between projected and actual earnings on pension plan investments	71,031	-
Changes in proportion and differences between District contributions and proportionate share of contributions	71,167	2,662
District contributions subsequent to the measurement date	23,240	-
Total	<u>\$ 427,063</u>	<u>\$ 2,662</u>

The deferred outflows of resources related to the FRS pensions, totaling \$23,240, resulting from District contributions subsequent to the measurement date, will be recognized as a reduction on the net pension liability in the fiscal year ended September 30, 2021. Other amounts reported as deferred outflows of resources and deferred inflows of resources related to the pension will be recognized in pension expense, over a remaining service period of 5.9 years as follows:

<u>Fiscal Year Ending September 30</u>	<u>Amount</u>
2021	\$ 85,132
2022	85,132
2023	85,132
2024	85,131
2025	67,374
Thereafter	(6,740)
Total	<u>\$ 401,161</u>

NOTE G - RETIREMENT PLAN - DEFINED BENEFIT PENSION PLAN, CONTINUED

FRS Pension Plan, continued

Actuarial Assumptions. The total pension liability in the July 1, 2020, actuarial valuation was determined using the following actuarial assumptions, applied to all periods included in the measurement:

Valuation Date	July 1, 2020
Measurement date	June 30, 2020
Inflation	2.40 percent
Real payroll growth	0.85 percent
Salary increases	3.25 percent, average, including inflation
Investment rate of return	6.80 percent, net of pension plan investment expense, including inflation
Actuarial cost method	Individual entry age

Mortality rates were based on the Generational PUB - 2010 with Projection Scale MP 2018.

The actuarial assumptions used in the July 1, 2020 valuation were based on the results of an actuarial experience study for the period July 1, 2013, through June 30, 2018.

The long-term expected rate of return on pension plan investments was not based on historical returns, but instead is based on a forward-looking capital market economic model. The allocation policy's description of each asset class was used to map the target allocation to the asset classes shown below. Each asset class assumption is based on a consistent set of underlying assumptions, and includes an adjustment for the inflation assumption. The target allocation and best estimates of arithmetic and geometric real rates of return for each major asset class are summarized in the following table:

ALVA FIRE CONTROL AND RESCUE SERVICE DISTRICT
NOTES TO THE FINANCIAL STATEMENTS
September 30, 2020

Page 34 of 65

NOTE G - RETIREMENT PLAN - DEFINED BENEFIT PENSION PLAN, CONTINUED

FRS Pension Plan, continued

Asset Class	Target Allocation (1)	Annual Arithmetic Return	Compound Annual (Geometric) Return	Standard Deviation
Cash	1.0%	2.2%	2.2%	1.2%
Fixed income	19.0%	3.0%	2.9%	3.5%
Global equity	54.2%	8.0%	6.7%	17.1%
Real estate (property)	10.3%	6.4%	5.8%	11.7%
Private equity	11.1%	10.8%	8.1%	25.7%
Strategic investments	4.4%	5.5%	5.3%	6.9%
Total	<u>100.0%</u>			
Assumed inflation - Mean		2.40%		1.70%

(1) As outlined in the Plan's investment policy

Money-weighted Rate of Return. The annual money-weighted rate of return on the FRS Pension Plan investments was 3.35% for the year ended September 30, 2020.

Discount Rate. The discount rate used to measure the total pension liability was 6.80 percent. The Plan's fiduciary net position was projected to be available to make all projected future benefit payments of current active and inactive employees. Therefore, the discount rate for calculating the total pension liability is equal to the long-term expected rate of return.

Sensitivity of the District's Proportionate Share of the Net Pension Liability to Changes in the Discount Rate. The following presents the District's proportionate share of the net pension liability calculated using the discount rate of 6.80 percent, as well as what the District's proportionate share of the net pension liability would be if it were calculated using a discount rate that is 1-percentage-point lower (5.80 percent) or 1-percentage-point higher (7.80 percent) than the current rate:

	1% Decrease (5.80%)	Current Discount Rate (6.80%)	1% Increase (7.80%)
District's proportionate share of the net pension liability	<u>\$ 1,904,992</u>	<u>\$ 1,192,982</u>	<u>\$ 598,308</u>

NOTE G - RETIREMENT PLAN - DEFINED BENEFIT PENSION PLAN, CONTINUED

FRS Pension Plan, continued

Pension Plan Fiduciary Net Position. Detailed information about pension plan's fiduciary net position is available in the separately issued FRS Pension Plan and Other State Administered Systems Comprehensive Annual Financial Report (FRS CAFR) dated June 30, 2020.

The FRS CAFR and actuarial reports may also be obtained by contacting the Division of Retirement at:

Department of Management Services
Division of Retirement
Bureau of Research and Member Communications
P.O. Box 9000
Tallahassee, FL 32315-9000

850-488-5706 or toll free at 877-377-1737

http://www.dms.myflorida.com/workforce_operations/retirement/publications

Payables to the Pension Plan. At September 30, 2020, the District reported a payable of \$1,435 for the outstanding amount of contributions in the pension plan required for the year ended September 30, 2020.

HIS Plan

Plan Description. The Health Insurance Subsidy Plan ("HIS Plan") is a cost-sharing, multiple-employer defined benefit pension plan established under Section 112.363, Florida Statutes. The benefit is a monthly payment to assist retirees of State-administered retirement systems in paying their health insurance costs and is administered by the Division of Retirement within the Florida Department of Management Services.

NOTE G - RETIREMENT PLAN - DEFINED BENEFIT PENSION PLAN, CONTINUED

HIS Plan, continued

Benefits Provided. For the year ended September 30, 2020, eligible retirees and beneficiaries received a monthly HIS payment equal to the number of years of creditable service completed at the time of retirement multiplied by \$5. The payments are at least \$30 but not more than \$150 per month, pursuant to Section 112.363, Florida Statutes. To be eligible to receive a HIS Plan benefit, a retiree under a State-administered retirement system must provide proof of health insurance coverage, which can include Medicare.

Contributions. The HIS Plan is funded by required contributions from FRS participating employers as set by the Florida Legislature. Employer contributions are a percentage of gross compensation for all active FRS members. For the year ended September 30, 2020, the contribution rate ranged between 1.66 percent and 1.66 percent of payroll pursuant to Section 112.363, Florida Statutes. The District contributed 100 percent of its statutorily required contributions for the current and preceding three years. HIS Plan contributions are deposited in a separate trust fund from which HIS payments are authorized. HIS Plan benefits are not guaranteed and are subject to annual legislative appropriation. In the event the legislative appropriation or available funds fail to provide full subsidy benefits to all participants, benefits may be reduced or cancelled.

Pension Liabilities, Pension Expense, Deferred Outflows of Resources and Deferred Inflows of Resources Related to the HIS Plan. At September 30, 2020, the District reported a HIS net pension liability of \$144,728 for its proportionate share of the net HIS Plan's net pension liability. The net pension liability was measured as of June 30, 2020, and the total pension liability used to calculate the net pension liability was determined by an actuarial valuation as of July 1, 2020. The District's proportionate share of the net HIS liability was based on the District's 2019-20 fiscal year contributions relative to the total 2019-20 fiscal year contributions of all participating members. At September 30, 2020, the District's proportionate share was .001185339 percent, which was an increase of .000065915 percent from its proportionate share measured as of September 30, 2019.

ALVA FIRE CONTROL AND RESCUE SERVICE DISTRICT
NOTES TO THE FINANCIAL STATEMENTS
September 30, 2020

Page 37 of 65

NOTE G - RETIREMENT PLAN - DEFINED BENEFIT PENSION PLAN, CONTINUED

HIS Plan, continued

For the fiscal year ended September 30, 2020, the District recognized HIS expense of \$18,932. In addition, the District reported deferred outflows of resources and deferred inflows of resources related to pensions from the following sources:

<u>Description</u>	<u>Deferred Outflows of Resources</u>	<u>Deferred Inflows of Resources</u>
Differences between expected and actual experience	\$ 5,920	\$ 112
Change of assumptions	15,562	8,415
Net difference between projected and actual earnings on HIS pension plan investments	116	-
Changes in proportion and differences between District HIS contributions and proportionate share of HIS contributions	3,607	19,752
District contributions subsequent to the measurement date	<u>1,807</u>	<u>-</u>
Total	<u>\$ 27,012</u>	<u>\$ 28,279</u>

The deferred outflows of resources related to HIS, totaling \$1,807, resulting from District contributions subsequent to the measurement date, will be recognized as a reduction on the net pension liability in the year ended September 30, 2021. Other amounts reported as deferred outflows of resources and deferred inflows of resources related to pensions will be recognized in pension expense over the remaining service period of 7.2 years as follows:

<u>Fiscal Year Ending September 30</u>	<u>Amount</u>
2021	\$ (485)
2022	(485)
2023	(485)
2024	(485)
2025	(514)
Thereafter	<u>(620)</u>
Total	<u>\$ (3,074)</u>

NOTE G - RETIREMENT PLAN - DEFINED BENEFIT PENSION PLAN, CONTINUED

HIS Plan, continued

Actuarial Assumptions. The total pension liability in the July 1, 2020, actuarial valuation was determined using the following actuarial assumptions, applied to all periods included in the measurement:

Inflation	2.40 percent
Real Payroll Growth	0.85 percent
Salary Increases	3.25 percent, average, including inflation
Municipal Bond Rate	2.21 percent
Actuarial Cost Method	Individual entry age

Mortality rates were based on the Generational PUB-2010 with Projected Scale MP-2018.

Because the HIS Plan is funded on a pay-as-you-go basis, no experience study has been completed for this plan.

Discount Rate. The discount rate used to measure the total HIS liability was 2.21 percent. In general, the discount rate for calculating the total HIS liability is equal to the single rate equivalent to discounting at the long-term expected rate of return for benefit payments prior to the projected depletion date. Because the HIS benefit is essentially funded on a pay-as-you-go basis, the depletion date is considered to be immediate, and the single equivalent discount rate is equal to the municipal bond rate selected by the plan sponsor. The Bond Buyer General Obligation 20-Bond Municipal Bond Index was adopted as the applicable municipal bond index.

Sensitivity of the District's Proportionate Share of the Net HIS Liability to Changes in the Discount Rate. The following presents the District's proportionate share of the net HIS liability calculated using the discount rate of 2.21 percent, as well as what the District's proportionate share of the net HIS liability would be if it were calculated using a discount rate that is 1-percentage-point lower (1.21 percent) or 1-percentage-point higher (3.21 percent) than the current rate:

	1% Decrease (1.21%)	Current Discount Rate (2.21%)	1% Increase (3.21%)
District's proportionate share of the net HIS liability	\$ 167,299	\$ 144,728	\$ 126,254

NOTE G - RETIREMENT PLAN - DEFINED BENEFIT PENSION PLAN, CONTINUED

HIS Plan, continued

Pension Plan Fiduciary Net Position. Detailed information about the HIS plan's fiduciary net position is available in the separately issued FRS Pension Plan and Other State Administered Comprehensive Annual Financial Report (FRS CAFR) dated June 30, 2020.

The FRS CAFR and actuarial reports may also be obtained by contacting the Division of Retirement at:

Department of Management Services
Division of Retirement
Bureau of Research and Member Communications
P.O. Box 9000
Tallahassee, FL 32315-9000

850-488-5706 or toll free at 877-377-1737

http://www.dms.myflorida.com/workforce_operations/retirement/publications

Payables to the Pension Plan. At September 30, 2020, the District reported a payable of \$108 for the outstanding amount of contributions to the HIS plan required for the fiscal ended September 30, 2020.

FRS - Defined Contribution Pension Plan

The SBA administers the defined contribution plan officially titled the FRS Investment Plan (Investment Plan). The Investment Plan is reported in the SBA's annual financial statements and in the State of Florida Comprehensive Annual Financial Report.

As provided in Section 121.4501, Florida Statutes, eligible FRS members may elect to participate in the Investment Plan in lieu of the FRS defined benefit plan. District employees participating in DROP are not eligible to participate in the Investment Plan. Employer and employee contributions, including amounts contributed to individual member's accounts, are defined by law, but the ultimate benefit depends in part on the performance of investment funds. Benefit terms, including contribution requirements, for the Investment Plan are established and may be amended by the Florida Legislature. The Investment Plan is funded with the same employer and employee contribution rates that are based on salary and membership class (Regular Class, Elected County Officers, etc.), as the FRS defined benefit plan. Contributions

NOTE G - RETIREMENT PLAN - DEFINED BENEFIT PENSION PLAN, CONTINUED

FRS - Defined Contribution Pension Plan, continued

are directed to individual member accounts, and the individual members allocate contributions and account balances among various approved investment choices. Costs of administering the plan, including FRS Financial Guidance Program, are funded through an employer contribution of 0.06 percent of payroll and by forfeited benefits of plan members. Allocations to the investment member's accounts during the 2019-20 fiscal year were as follows:

Class	Percent of Gross Salary*		
	Employee	Employer (1)	Employer (3)
Florida Retirement System, Regular	3.00	8.47	10.00
Florida Retirement System, Senior Management Service	3.00	25.41	27.29
Florida Retirement System, Special Risk	3.00	25.48	24.45
Deferred Retirement Option Program - Applicable to Members from All of the Above Classes	0.00	14.60	16.98
Florida Retirement System, Reemployed Retiree	(2)	N/A	N/A
Florida Retirement System, Elected Official	3.00	48.82	49.18

Notes:

- (1) Employer rates include 1.66 percent for the post employment health insurance subsidy. Also, employer rates, other than for DROP participants, include .06 percent for administrative costs for the Investment Plan. Rates for 7/1/19 - 6/30/20.
- (2) Contribution rates are dependent upon retirement class in which reemployed.
- (3) Employer rates include 1.66 percent for the post employment health insurance subsidy. Also, employer rates, other than for DROP participants, include .06 percent for administrative costs for the Investment Plan. Rates for 7/1/20 - 6/30/21.

* As defined by the Plan.

For all membership classes, employees are immediately vested in their own contributions and are vested after 1 year of service for employer contributions and investment earnings. If an accumulated benefit obligation for service credit originally earned under the FRS Pension Plan is transferred to the Investment Plan, the member must have the years of service required for FRS Pension Plan vesting (including the service credit represented by the transferred funds) to be vested for these funds and the earnings on the funds. Nonvested employer contributions are placed in a suspense account for up to 5 years. If the employee returns to FRS-covered employment within the 5-year period, the employee will regain control over their account. If the employee does not return within the 5 year period, the employee will forfeit the accumulated account balance. For the fiscal year ended September 30, 2020, the information for the amount of forfeitures was unavailable from the SBA; however, management believes that these amounts, if any, would be immaterial to the District.

NOTE G - RETIREMENT PLAN - DEFINED BENEFIT PENSION PLAN, CONTINUED

FRS - Defined Contribution Pension Plan, continued

After termination and applying to receive benefits, the member may rollover vested funds to another qualified plan, structure a periodic payment under the Investment Plan, receive a lump-sum distribution, leave the funds invested for future distribution, or any combination of these options. Disability coverage is provided; the member may either transfer the account balance to the FRS Pension Plan when approved for disability retirement to receive guaranteed lifetime monthly benefits under the FRS Pension Plan, or remain in the Investment Plan and rely upon that account balance for retirement income.

The District's Investment Plan pension expense totaled \$2,780 for the fiscal year ended September 30, 2020.

Payables to the Investment Plan. At September 30, 2020, the District reported a payable of \$0 for the outstanding amount of contributions to the Plan required for the fiscal year ended September 30, 2020.

Other Post Employment Benefits

The District provides the opportunity to obtain post retirement health care benefits to eligible employees. Upon retirement from the District and becoming a recipient of monies from the State of Florida Retirement Trust Fund (FRS), eligible retired employees are qualified for continued health insurance benefits. As such, the District acts as agent for the eligible retired employees and pays their medical insurance premiums, but is required to be reimbursed, by the retiree, 100% of the premiums paid by the District on their behalf.

ALVA FIRE CONTROL AND RESCUE SERVICE DISTRICT
NOTES TO THE FINANCIAL STATEMENTS
September 30, 2020

Page 42 of 65

NOTE H - PROPERTY TAXES

Property taxes are levied after formal adoption of the District's budget and become due and payable on November 1 of each year and are delinquent on April 1 of the following year. Discounts on property taxes are allowed for payments made prior to the April 1 delinquent date. Tax certificates are sold to the public for the full amount of any unpaid taxes and must be sold not later than June 1 of each year. The billing, collection, and related recordkeeping of all property taxes is performed for the District by the Lee County Tax Collector. No accrual for the property tax levy becoming due in November 2020 is included in the accompanying basic financial statements, since such taxes are collected to finance expenditures of the subsequent period.

Procedures for collecting delinquent taxes, including applicable tax certificate sales and tax deed sales, are provided for by Florida Statutes. The enforceable lien date is approximately two years after taxes become delinquent and occurs only upon request of a holder of a delinquent tax certificate. As of September 30, 2020, \$7,854 was recorded in the general fund and was due from the Lee County Tax Collector to the District for ad valorem taxes and excess fees.

Important dates in the property tax cycle are as follows:

Assessment roll certified	July 1
Millage resolution approved	No later than 93 days following certification of assessment roll
Taxes due and payable (Levy date)	November, with various discount provisions through March 31
Property taxes payable - maximum discount (4 percent)	30 days after levy date
Beginning of fiscal year for which taxes have been levied	October 1
Due date	March 31
Taxes become delinquent (lien date)	April 1
Tax certificates sold by the Lee County Tax Collector	Prior to June 1

For the year ended September 30, 2020, the Board of Commissioners of the District levied ad valorem taxes at a millage rate of \$3 per \$1,000 (3 mills) of the 2019 net taxable value of real property located within the District.

ALVA FIRE CONTROL AND RESCUE SERVICE DISTRICT
NOTES TO THE FINANCIAL STATEMENTS
September 30, 2020

Page 43 of 65

NOTE I - FUND BALANCE

Fund balance in the General Fund was assigned for the following purposes at September 30, 2020:

<u>Nonspendable</u>	<u>Amount</u>
Due from impact fee fund	\$ 49,980
<u>Assigned fund balance</u>	
Emergency/disaster (30 days all-out)	97,500
Operations (3 months operations)	280,000
Building	235,000
OPEB	67,563
Equipment	<u>204,558</u>
Total Assigned fund balance	884,621
Unassigned	<u>422,165</u>
	<u><u>\$ 1,356,766</u></u>

NOTE J - IMPACT FEE FUND ACTIVITY

During the year ended September 30, 2020, the Impact Fee Fund had the following activity:

	<u>Amount</u>
Unearned revenue, October 1, 2019	\$ 56,990
Impact fee receipts	15,366
Due from other governments	3,071
Interest receipts	310
Capital outlay	-
Principal reduction	-
Interest and fiscal charges	-
Bank charges	-
Due to general fund	<u>-</u>
Unearned revenue, September 30, 2020	<u><u>\$ 75,737</u></u>

NOTE K - POST-EMPLOYMENT BENEFITS OTHER THAN PENSION BENEFITS (OPEB)

Pursuant to the provisions of Section 112.08, Florida Statutes, the District's defined contribution single employer OPEB Plan provides the opportunity to obtain insurance (health and life) benefits to its retired employees. The District administers the OPEB Plan. The year ended September 30, 2018, was the District's transition year and as such, the District implemented GASB Statement No. 75 "Accounting and Financial Reporting for Postemployment Benefits Other Than Pensions". GASB Statement No. 75 requires the District to annually record its actuarially determined total OPEB liability. The District's defined contribution OPEB Plan provides the opportunity to obtain health, dental and vision benefits to its retired employees. All retired full-time employees are eligible for OPEB benefits if actively employed by the District immediately before retirement. As of September 30, 2020 there was one (1) retiree receiving these benefits and 8 active employees. The benefits are provided both with and without contractual agreements.

The retiree is eligible for benefits under the District's health plan, but is obligated to reimburse the District for 100% of the cost of the retiree's health coverage. As such, the District has no ultimate obligation (explicit obligation) for the retiree's health insurance premium. The District acts as agent for the retiree on a pay-as-you-go basis and recognizes expenditures at the time the premiums are due. The District does, however, incur the cost of premium rate being increased on its active employees due to providing coverage to its retirees (implicit obligation).

The retiree's premiums for these benefits totaled \$6,477 during the year ended September 30, 2020, of which the District paid \$0 in explicit subsidies.

Funding Policy

The District's OPEB benefits are unfunded. The District has not determined if a separate trust fund or equivalent arrangement will be established into which the District would make contributions to advance-fund the obligation. Therefore, no separate financial statements are issued. All required disclosures are presented herein. The District did, however, assign a portion of its fund balance in the amount of \$67,563 to offset a portion of the future OPEB costs. The District obtained an actuarial valuation for OPEB Plan to measure the current year's subsidies and project these subsidies into the future, making an allocation of that cost to different years.

ALVA FIRE CONTROL AND RESCUE SERVICE DISTRICT
NOTES TO THE FINANCIAL STATEMENTS
September 30, 2020

Page 45 of 65

NOTE K - POST-EMPLOYMENT BENEFITS OTHER THAN PENSION BENEFITS
(OPEB), CONTINUED

Actuarial Methods and Assumptions

At September 30, 2020, the District's net OPEB liability of \$85,901 was measured as of September 30, 2020, and was determined by an actuarial valuation as of September 30, 2020 based on October 1, 2020 participant data. The following actuarial assumptions and other inputs were applied to all periods included in the measurement:

Salary Increases	1.50%
Discount Rate	FY20 2.41% (FY19 2.75%) (FY18 3.83%)
Inflation Rate	2.50%

Annual healthcare cost trend using the Society of Actuaries Long-Run Medical Cost Trend Model baseline assumptions with an initial rate of 5.4% per year trending to 5.20% by 2050.

The discount rate was based on the 20 Year Municipal Bond Rate with AA/Aa or higher.

Entry age normal cost method was used.

The FRS salary scale was used

Mortality rates were based on the PUB-2010 Generational Healthy Mortality Table with scale MP-2020.

The actuarial assumptions used in the September 30, 2020 valuation were based on results of an actuarial experience study performed for the FRS Retirement Plan.

The rationales for selecting each of the assumptions used in the financial accounting valuation and for the assumptions changes summarized above are to best reflect the current market conditions and recent plan experience.

Demographic Assumptions

100% of participants are assumed to retire at age 56. Termination assumptions mirror the Florida Retirement System's special risk employees' termination assumptions as reported in the FRS 2019 actuarial valuation report. No disability assumption was made.

ALVA FIRE CONTROL AND RESCUE SERVICE DISTRICT
NOTES TO THE FINANCIAL STATEMENTS
September 30, 2020

Page 46 of 65

NOTE K - POST-EMPLOYMENT BENEFITS OTHER THAN PENSION BENEFITS
(OPEB), CONTINUED

<u>Changes in the Net OPEB Liability</u>	<u>Amount</u>
Balance at September 30, 2019	\$ 67,563
Changes for the year:	
Service Cost	6,406
Interest	1,837
Changes in Benefit Terms	-
Difference Between Expected and Actual Experience	10,402
Changes in Assumptions	1,220
Contributions from Employer	(1,527)
Net Changes	18,338
Balance at September 30, 2020	<u>\$ 85,901</u>

The following presents the net OPEB liability of the District as well as what the District's net OPEB liability would be if it were calculated using a discount rate that is 1 percent higher or 1 percent lower than the current discount rate.

	1% Decrease	Current Rate	1% Increase
	1.41%	2.41%	3.41%
Net OPEB Liability	<u>\$ 95,734</u>	<u>\$ 85,901</u>	<u>\$ 77,073</u>

The following presents the net OPEB liability of the District as well as what the District's net OPEB liability would be if it were calculated using healthcare trend rates that are 1 percent higher or 1 percent lower than the current healthcare trend rate.

	1% Decrease	Trend Rate	1% Increase
	3.00%	4.00%	5.00%
Net OPEB Liability	<u>\$ 73,737</u>	<u>\$ 85,901</u>	<u>\$ 101,284</u>

For the year ended September 30, 2020, the District recognized OPEB expense of \$9,521. At September 30, 2020, the District reported deferred outflows of resources and deferred inflows of resources related to OPEB from the following sources:

	<u>Deferred Outflows of Resources</u>	<u>Deferred Inflows of Resources</u>
Differences Between Expected and Actual Experience	\$ 9,709	\$ -
Changes in Assumptions	7,273	1,422
Net difference between projected and actual earnings	-	-
Employer contribution subsequent to measurement date	-	-
Total	<u>\$ 16,982</u>	<u>\$ 1,422</u>

ALVA FIRE CONTROL AND RESCUE SERVICE DISTRICT
NOTES TO THE FINANCIAL STATEMENTS
September 30, 2020

Page 47 of 65

NOTE K - POST-EMPLOYMENT BENEFITS OTHER THAN PENSION BENEFITS
(OPEB), CONTINUED

Changes in the Net OPEB Liability, continued

Amounts reported as deferred outflows of resources and deferred inflows of resources related to OPEB will be recognized in OPEB expense as follows:

Year Ended September 30:	Amount
2021	\$ 1,278
2022	1,278
2023	1,278
2024	1,278
2025	1,278
Total Thereafter	9,170
	<u>\$ 15,560</u>

NOTE L - RISK MANAGEMENT

The District is exposed to various risks of loss related to torts; theft of, damage to, and destruction of assets; errors and omissions; injuries to employees; and natural disasters.

Insurance programs for general/professional liability, automobile and property are covered by commercial insurance. The District retains the risk of loss up to a deductible amount (starting at \$250) with the risk of loss in excess of this amount transferred to the insurance carrier with limits of general liability of \$1,000,000 per occurrence and \$2,000,000 in the aggregate. The District is third party insured for employee health, dental and vision, as well as workers compensation.

NOTE M - DEFICIT FUND BALANCE - IMPACT FEE FUND

During the year ended September 30, 2008, the District's Impact Fee Fund borrowed \$17,718 from the General Fund to assist in payment of its debt service obligation. Similar borrowings from the General Fund totaling \$12,206 (net) were made in the year ended September 2007 to assist the Impact Fee Fund with its debt service obligations.

ALVA FIRE CONTROL AND RESCUE SERVICE DISTRICT
NOTES TO THE FINANCIAL STATEMENTS
September 30, 2020

Page 48 of 65

NOTE M - DEFICIT FUND BALANCE - IMPACT FEE FUND, CONTINUED

During the year ended September 30, 2009, the District's Impact Fee Fund borrowed an additional \$20,056 from the General Fund to assist in payment of its debt service obligation, resulting in a Due to General Fund balance of \$49,980 at September 30, 2009.

The District intends to repay the General Fund through future collections of impact fees. The "Due to the General Fund" liability amount recorded in the Impact Fee Fund at September 30, 2020 of \$49,980 results in a deficit fund balance in the Impact Fee Fund. The deficit will be reduced and ultimately eliminated as future impact fee collections are used to repay the General Fund.

NOTE N- COMMITMENTS

On April 16, 2020, the District contracted for restoration and reconstruction of the interior of the Station due to hurricane damages which occurred in a prior year in the amount of \$77,840. Payments made under this contract for the fiscal year ended September 30, 2020 were \$67,438 and are included in capital assets. At September 30, 2020, the balance remaining on the contract was \$10,402.

NOTE O - COVID 19

In early March 2020, the World Health Organization classified the coronavirus outbreak "COVID-19" as a global pandemic, and it, unfortunately, continues to spread. Business continuity, including supply chains and consumer demand across a broad range of industries and countries, have been severely impacted, as governments and their citizens take significant and unprecedented measures to mitigate the consequences of the pandemic. On April 1, 2020, Florida Governor, Ron DeSantis ordered all Floridians to stay home, to lock down the State against the Coronavirus. Most governmental activity was cancelled and/or severely limited.

The District has adapted its operations to accommodate the current environment. However, the full impact of the COVID-19 outbreak continues to evolve as of the date of this report. This pandemic has adversely affected global economic activity and greatly contributed to instability in financial markets. Management is actively monitoring the local situation on its financial condition, liquidity, operations, donors, industry, and workforce. Given the daily evolution of COVID-19 and the global and

ALVA FIRE CONTROL AND RESCUE SERVICE DISTRICT
NOTES TO THE FINANCIAL STATEMENTS
September 30, 2020

Page 49 of 65

NOTE O - COVID 19, CONTINUED

local responses to curb its spread, the District is not able to estimate the future effects of COVID-19 on its results of operation, financial condition, or liquidity for fiscal year 2020-21.

NOTE P - SUBSEQUENT EVENT

Subsequent to the year ended September 30, 2020, in November 2020, the District's voters approved a referendum to increase the District's ad valorem millage cap to 3.75 mills from 3.00 mills effective for fiscal year 2022.

In October 2020, the District purchased radios to replace all current communication devices in the amount of \$52,000.

**REQUIRED SUPPLEMENTARY
INFORMATION
OTHER THAN MD&A**

ALVA FIRE CONTROL AND RESCUE SERVICE DISTRICT
STATEMENT OF REVENUES, EXPENDITURES AND CHANGES IN
FUND BALANCE - BUDGET AND ACTUAL - GENERAL FUND -
SUMMARY STATEMENT
Year Ended September 30, 2020

Page 50 of 65

	General Fund			
	Original Budget	Final Budget	Actual	Variance Favorable (Unfavorable)
REVENUES				
Ad Valorem taxes	\$ 1,005,699	\$ 1,005,699	\$ 1,019,542	\$ 13,843
Intergovernmental revenues:				
Firefighter supplemental income	600	600	450	(150)
Grants	2,100	2,100	3,447	1,347
Fees:				
Inspection fees	50	50	-	(50)
Miscellaneous:				
Donations	300	300	5,776	5,476
Interest	11,000	11,000	7,720	(3,280)
Carryover from prior year	1,108,091	1,240,384	-	(1,240,384)
TOTAL REVENUES	<u>2,127,840</u>	<u>2,260,133</u>	<u>1,036,935</u>	<u>(1,223,198)</u>
EXPENDITURES				
Current				
Public safety				
Personnel services	692,554	692,554	639,091	53,463
Operating expenditures	1,427,286	1,559,579	197,148	1,362,431
Capital outlay	8,000	331,173	407,987	(76,814)
Debt service				
Principal reduction	-	-	-	-
Interest and fiscal charges	-	-	-	-
TOTAL EXPENDITURES	<u>2,127,840</u>	<u>2,583,306</u>	<u>1,244,226</u>	<u>1,339,080</u>
EXCESS OF REVENUES OVER				
(UNDER) EXPENDITURES	<u>-</u>	<u>(323,173)</u>	<u>(207,291)</u>	<u>115,882</u>
OTHER FINANCING SOURCES (USES)				
Proceeds from capital lease	-	288,173	288,173	-
Proceeds from sale of capital assets	-	35,000	35,500	500
TOTAL OTHER FINANCING				
SOURCES (USES)	<u>-</u>	<u>323,173</u>	<u>323,673</u>	<u>500</u>
EXCESS OF REVENUES AND OTHER				
FINANCING SOURCES OVER (UNDER)				
EXPENDITURES AND OTHER FINANCING USES	<u>\$ -</u>	<u>\$ -</u>	<u>116,382</u>	<u>\$ 116,382</u>
FUND BALANCE - Beginning			<u>1,240,384</u>	
FUND BALANCE - Ending			<u>\$ 1,356,766</u>	

The accompanying notes are an integral part of this statement.

ALVA FIRE CONTROL AND RESCUE SERVICE DISTRICT
STATEMENT OF REVENUES, EXPENDITURES AND
CHANGES IN FUND BALANCE - BUDGET AND ACTUAL -
GENERAL FUND - DETAILED STATEMENT
Year Ended September 30, 2020

Page 51 of 65

	General Fund			
	Original Budget	Final Budget	Actual	Variance Favorable (Unfavorable)
REVENUES				
Ad Valorem taxes	\$ 1,005,699	\$ 1,005,699	\$ 1,019,542	\$ 13,843
Intergovernmental revenues:				
Firefighter supplemental income	600	600	450	(150)
Grant	2,100	2,100	3,447	1,347
Fees:				
Inspection fees	50	50	-	(50)
Miscellaneous:				
Donations and miscellaneous	300	300	5,776	5,476
Interest	11,000	11,000	7,720	(3,280)
Carryover from prior year	1,108,091	1,240,384	-	(1,240,384)
TOTAL REVENUES	<u>2,127,840</u>	<u>2,260,133</u>	<u>1,036,935</u>	<u>(1,223,198)</u>
EXPENDITURES				
Current				
Public safety				
Personnel services:				
Fire chief wages	84,574	84,574	85,884	(1,310)
Firefighters wages	260,489	260,489	248,642	11,847
Clerical wages	31,535	31,535	31,545	(10)
Overtime wages	62,208	62,208	56,033	6,175
Supplemental compensation	600	600	550	50
Bonus / Special Pay	-	-	-	-
Payroll taxes	31,511	31,511	31,369	142
Retirement	107,137	107,137	101,348	5,789
Life/health insurance	96,500	96,500	67,458	29,042
Workers compensation	18,000	18,000	16,262	1,738
Unemployment compensation	-	-	-	-
Subtotal - Personnel services	<u>692,554</u>	<u>692,554</u>	<u>639,091</u>	<u>53,463</u>

The accompanying notes are an integral part of this statement.

ALVA FIRE CONTROL AND RESCUE SERVICE DISTRICT
STATEMENT OF REVENUES, EXPENDITURES AND
CHANGES IN FUND BALANCE - BUDGET AND ACTUAL -
GENERAL FUND - DETAILED STATEMENT, CONTINUED
Year Ended September 30, 2020

Page 52 of 65

	General Fund			Variance
	Original Budget	Final Budget	Actual	Favorable (Unfavorable)
Operating expenditures:				
Professional fees (legal fees)	5,000	5,000	3,875	1,125
Property appraiser fees	6,800	6,800	6,139	661
Tax collector fees	21,006	21,006	22,240	(1,234)
Auditing and accounting	15,500	15,500	13,000	2,500
Public education	1,000	1,000	1,009	(9)
Travel	1,500	1,500	-	1,500
Training and fire calls	9,176	9,176	4,648	4,528
Clothing	3,500	3,500	2,938	562
Bunker gear	10,000	10,000	5,756	4,244
Telephones and cellualars	11,500	11,500	10,672	828
Utilities	8,400	8,400	8,159	241
Bank charges	100	100	-	100
General insurance	25,500	25,500	25,381	119
Repairs and maintenance	53,000	53,000	36,859	16,141
Repairs and maintenance -				
Hurricane	50,000	50,000	19,237	30,763
Dues and fees	2,500	2,500	2,127	373
Office	5,500	5,500	4,976	524
Operating supplies	20,000	20,000	20,227	(227)
Operating equipment	10,000	10,000	9,331	669
Miscellaneous	-	-	574	(574)
Contingency	59,213	59,213	-	59,213
Operational Reserves:				
Operations	-	-	-	-
Unassigned	1,108,091	1,240,384	-	1,240,384
Subtotal - Operating expenditures	1,427,286	1,559,579	197,148	1,362,431
Capital outlay:				
Equipment	8,000	331,173	340,549	(9,376)
Building	-	-	67,438	(67,438)
Capital Reserves:				
Building	-	-	-	-
Equipment	-	-	-	-
Subtotal - Capital outlay	8,000	331,173	407,987	(76,814)

The accompanying notes are an integral part of this statement.

ALVA FIRE CONTROL AND RESCUE SERVICE DISTRICT
STATEMENT OF REVENUES, EXPENDITURES AND
CHANGES IN FUND BALANCE - BUDGET AND ACTUAL -
GENERAL FUND - DETAILED STATEMENT, CONTINUED
Year Ended September 30, 2020

Page 53 of 65

	General Fund			
	Original Budget	Final Budget	Actual	Variance Favorable (Unfavorable)
Debt Service				
Principal reduction	-	-	-	-
Interest and fiscal charges	-	-	-	-
TOTAL EXPENDITURES	<u>2,127,840</u>	<u>2,583,306</u>	<u>1,244,226</u>	<u>1,339,080</u>
EXCESS OF REVENUES OVER (UNDER) EXPENDITURES	<u>-</u>	<u>(323,173)</u>	<u>(207,291)</u>	<u>115,882</u>
OTHER FINANCING SOURCES (USES)				
Proceeds from capital lease	-	288,173	288,173	-
Proceeds from sale of capital assets	-	35,000	35,500	500
TOTAL OTHER FINANCING SOURCES (USES)	<u>-</u>	<u>323,173</u>	<u>323,673</u>	<u>500</u>
EXCESS OF REVENUES AND OTHER FINANCING SOURCES OVER (UNDER) EXPENDITURES AND OTHER FINANCING USES	<u>\$ -</u>	<u>\$ -</u>	116,382	<u>\$ 116,382</u>
FUND BALANCE - BEGINNING			<u>1,240,384</u>	
FUND BALANCE - ENDING			<u>\$ 1,356,766</u>	

The accompanying notes are an integral part of this statement.

ALVA FIRE CONTROL AND RESCUE SERVICE DISTRICT
STATEMENT OF REVENUES, EXPENDITURES AND CHANGES IN
FUND BALANCE - BUDGET AND ACTUAL - IMPACT FEE FUND
Year Ended September 30, 2020

Page 54 of 65

	Impact Fee Fund			
	Original Budget	Final Budget	Actual	Variance Favorable (Unfavorable)
REVENUES				
Fees:				
Impact fees	\$ 7,500	\$ 7,500	\$ -	\$ (7,500)
Miscellaneous:				
Other	-	-	-	-
Interest	354	354	-	(354)
Carryover (deficit) from prior year	2,344	2,344	-	(2,344)
TOTAL REVENUES	<u>10,198</u>	<u>10,198</u>	<u>-</u>	<u>(10,198)</u>
EXPENDITURES				
Current				
Public safety	-	-	-	-
Operating	-	-	-	-
Capital outlay	-	-	-	-
Equipment	-	-	-	-
Debt service				
Principal reduction	-	-	-	-
Interest and fiscal charges	-	-	-	-
Designated reserves (deficit)	(10,198)	(10,198)	-	10,198
TOTAL EXPENDITURES	<u>(10,198)</u>	<u>(10,198)</u>	<u>-</u>	<u>10,198</u>
EXCESS OF REVENUES OVER EXPENDITURES	<u>-</u>	<u>-</u>	<u>-</u>	<u>-</u>
OTHER FINANCING SOURCES (USES)				
Operating transfers in	-	-	-	-
TOTAL OTHER FINANCING SOURCES (USES)	<u>-</u>	<u>-</u>	<u>-</u>	<u>-</u>
EXCESS OF REVENUES AND OTHER FINANCING SOURCES OVER (UNDER) EXPENDITURES AND OTHER FINANCING USES	<u>\$ -</u>	<u>\$ -</u>	<u>-</u>	<u>\$ -</u>
FUND BALANCE (DEFICIT) - Beginning			<u>(49,980)</u>	
FUND BALANCE (DEFICIT) - Ending			<u>\$ (49,980)</u>	

The accompanying notes are an integral part of this statement.

ALVA FIRE CONTROL AND RESCUE SERVICE DISTRICT
SCHEDULE OF DISTRICT'S PROPORTIONATE SHARE OF THE NET
PENSION LIABILITY - FLORIDA RETIREMENT SYSTEM (FRS) PENSION
PLAN (1)

	2020	2019	2018	2017
District's proportion of the net pension liability	0.002752518%	0.002725686%	0.002529465%	0.002158815%
District's proportionate share of the net pension liability	\$ 1,192,982	\$ 938,688	\$ 761,888	\$ 638,563
District's covered-employee payroll	\$ 422,654	\$ 400,062	\$ 439,666	\$ 422,355
District's proportionate share of the net pension liability as a percentage of its covered-employee payroll	282.26%	234.64%	173.29%	151.19%
Plan fiduciary net position as a percentage of the total pension liability	78.85%	82.61%	84.26%	83.89%

Notes: (1) The amounts presented for each fiscal year were determined as of September 30.

SCHEDULE OF DISTRICT CONTRIBUTIONS -
FLORIDA RETIREMENT SYSTEM (FRS) PENSION PLAN (1)

	2020	2019	2018	2017
Contractually required contribution	\$ 94,254	\$ 85,902	\$ 78,195	\$ 69,613
Contributions in relation to the contractually required contribution	94,254	85,902	78,195	69,613
Contribution deficiency (excess)	\$ -	\$ -	\$ -	\$ -
District's covered-employee payroll	\$ 422,654	\$ 400,062	\$ 439,666	\$ 422,355
Contributions as a percentage of covered-employee payroll	22.30%	21.47%	17.79%	16.48%

Notes: (1) The amounts presented for each fiscal year were determined as of September 30.

GASB 68 requires information for 10 years. However, until a full 10-year trend is compiled, governments should present information for only those years for which information is available.

2016	2015	2014
0.002180526%	0.002076648%	0.002265110%
\$ 550,585	\$ 268,227	\$ 138,205
\$ 425,758	\$ 456,666	\$ 430,795
129.32%	58.74%	32.08%
84.88%	92.00%	96.09%

2016	2015	2014
\$ 60,988	\$ 59,487	\$ 57,667
60,988	59,487	57,667
\$ -	\$ -	\$ -
\$ 425,758	\$ 456,666	\$ 430,795
14.32%	13.03%	13.39%

ALVA FIRE CONTROL AND RESCUE SERVICE DISTRICT
SCHEDULE OF DISTRICT'S PROPORTIONATE SHARE OF THE NET
PENSION LIABILITY - HEALTH INSURANCE SUBSIDY (HIS) PENSION
PLAN (1)

	2020	2019	2018	2017
District's proportion of the net pension liability	0.001185339%	0.001251254%	0.001346640%	0.001285765%
District's proportionate share of the net pension liability	\$ 144,728	\$ 140,003	\$ 142,530	\$ 137,480
District's covered-employee payroll	\$ 422,654	\$ 400,062	\$ 439,666	\$ 422,355
District's proportionate share of the net pension liability as a percentage of its covered-employee payroll	34.24%	35.00%	32.42%	32.55%
Plan fiduciary net position as a percentage of the total pension liability	3.00%	2.63%	2.15%	1.64%

Notes: (1) The amounts presented for each fiscal year were determined as of September 30.

SCHEDULE OF DISTRICT CONTRIBUTIONS -
HEALTH INSURANCE SUBSIDY (HIS) PENSION PLAN (1)

	2020	2019	2018	2017
Contractually required contribution	\$ 7,094	\$ 6,466	\$ 5,886	\$ 5,240
Contributions in relation to the contractually required contribution	7,094	6,466	5,886	5,240
Contribution deficiency (excess)	\$ -	\$ -	\$ -	\$ -
District's covered-employee payroll	\$ 422,654	\$ 400,062	\$ 439,666	\$ 422,355
Contributions as a percentage of covered-employee payroll	1.68%	1.62%	1.34%	1.24%

Notes: (1) The amounts presented for each fiscal year were determined as of September 30.

GASB 68 requires information for 10 years. However, until a full 10-year trend is compiled, governments should present information for only those years for which information is available.

2016	2015	2014
0.001415029%	0.001445929%	0.001445674%
\$ 164,916	\$ 147,462	\$ 135,174
\$ 425,758	\$ 456,666	\$ 430,795
38.73%	32.29%	31.38%
0.97%	0.50%	0.99%

2016	2015	2014
\$ 4,838	\$ 4,845	\$ 3,915
4,838	4,845	3,915
\$ -	\$ -	\$ -
\$ 425,758	\$ 456,666	\$ 430,795
1.14%	1.06%	0.91%

Changes of Assumptions

Actuarial assumptions for both cost-sharing defined benefit plans are reviewed annually by the Florida Retirement System Actuarial Assumptions Conference. The FRS Pension Plan has a valuation performed annually. The HIS Program has a valuation performed biennially that is updated for GASB reporting in the year a valuation is not performed. The most recent experience study for the FRS Pension Plan was completed in 2019 for the period July 1, 2013 through June 30, 2018. Because the HIS Program is funded on a pay-as-you-go basis, no experience study has been completed for that program. The actuarial assumptions that determined the total pension liability for the HIS Program were based on certain results of the most recent experience study for the FRS Pension Plan.

The total pension liability for each cost-sharing defined benefit plan was determined using the individual entry age actuarial cost method. Inflation increases for both plans is assumed at 2.40%. Payroll growth, including inflation, for both plans is assumed at 3.25%. Both the discount rate and the long-term expected rate of return used for FRS Pension Plan investments was reduced from 6.90% to 6.80%. The Plan's fiduciary net position was projected to be available to make all projected future benefit payments of current active and inactive employees. Therefore, the discount rate for calculating the total pension liability is equal to the long-term expected rate of return.

Because the HIS Program uses a pay-as-you-go funding structure, a municipal bond rate of 2.21% was used to determine the total pension liability for the program (Bond Buyer General Obligation 20-Bond Municipal Bond Index). Mortality assumptions for both plans were based on the Generational PUB-2010 with Projection Scale MP-2018.

Florida Retirement System Pension Plan

There were changes in actuarial assumptions. As of June 30, 2020, the inflation rate assumption decreased to at 2.4 percent, the real payroll growth assumption was increased to 0.85 percent, and the overall payroll growth rate assumption remained at 3.25 percent. The long-term expected rate of return was reduced from 6.90 percent to 6.80 percent.

Health Insurance Subsidy Pension Plan

The municipal rate used to determine total pension liability decreased from 3.50 percent to 2.21 percent.

Pension Expense and Deferred Outflows/Inflows of Resources

In accordance with GASB 68, paragraphs 54 and 71, changes in the net pension liability are recognized in pension expense in the current measurement period, except as indicated below. For each of the following, a portion is recognized in pension expense in the current reporting period, and the balance is amortized as deferred outflows or deferred inflows of resources using a systematic and rational method over a closed period, as defined below:

- Differences between expected and actual experience with regard to economic and demographic factors - amortized over the average expected remaining service life of all employees that are provided with pensions through the pension plan (active and inactive employees)
- Changes of assumptions or other inputs - amortized over the average expected remaining service life of all employees that are provided with pensions through the pension plan (active and inactive employees)
- Changes in proportion and differences between contributions and proportionate share of contributions - amortized over the average expected remaining service life of all employees that are provided with pensions through the pension plan (active and inactive employees)
- Differences between expected and actual earnings on pension plan investments - amortized over five years

Employer contributions to the pension plans from employers are not included in collective pension expense. However, employee contributions are used to reduce pension expense.

The average expected remaining service life of all employees provided with pensions through the pension plans at June 30, 2020 was reduced from 6.4 years for 2019 to 5.9 years for 2020 FRS and remained at 7.2 years for HIS consistent with 2019.

**ALVA FIRE CONTROL AND RESCUE SERVICE DISTRICT
RESCUE SERVICE DISTRICT**

Page 59 of 65

**SCHEDULE OF CHANGES IN THE NET OPEB LIABILITY AND
RELATED RATIOS GASB 75 AND RELATED NOTES TO THE SCHEDULE**

Changes in Employer's Net OPEB Liability and Related Ratios as of September 30:

	2018	2019	2020
Net OPEB Liability			
Service Cost	\$ 5,109	\$ 4,943	\$ 6,406
Interest Cost	1,733	2,050	1,837
Changes in Benefit Terms	-	-	-
Differences Between Expected and Actual Experience	-	-	10,402
Changes in Assumptions	(1,956)	7,498	1,220
Benefit Payments	(851)	(891)	(1,527)
Net Change in net OPEB Liability	4,035	13,600	18,338
Net OPEB Liability - Beginning of Year	49,928	53,963	67,563
Net OPEB Liability - End of Year	<u>\$ 53,963</u>	<u>\$ 67,563</u>	<u>\$ 85,901</u>

NOTE: Information for FY 2017 and earlier is not available.

Plan Fiduciary Net Position as of September 30:

	2018	2019	2020
Contributions - Employer	\$ 851	\$ 891	\$ 1,527
Net Investment Income	-	-	-
Benefit Payments	(851)	(891)	(1,527)
Administrative Expense	-	-	-
Net Change in Fiduciary Net Position	-	-	-
Fiduciary Net Position - Beginning of Year	-	-	-
Fiduciary Net Position - End of Year	<u>\$ -</u>	<u>\$ -</u>	<u>\$ -</u>
Net OPEB Liability	\$ 53,963	\$ 67,563	\$ 85,901
Fiduciary Net Position as a % of Net OPEB Liability	0.00%	0.00%	0.00%
Covered-Employee Payroll *			
Net OPEB Liability as a % of Payroll *			
Expected Average Remaining Service Years of All Participants	11	11	15

* Because this OPEB plan does not depend on salary, no information is provided.

NOTE: Information for FY 2017 and earlier is not available.

Notes to the Schedule:

Benefit Changes	None
Changes of Assumptions	The discount rate was changed as follows:
9/30/18	3.83%
9/30/19	2.75%
9/30/20	2.41%

Population covered by Plan: 8 active 1 retiree

Medical trend was updated for FY 20 to latest model from SOA and excludes Cadillac tax,

Plan has no specific trust established. \$67,563 assigned for OPEB at September 30, 2020.

Mortality assumption was updated to latest experience study by SOA.

ADDITIONAL REPORTS

**INDEPENDENT AUDITOR'S REPORT ON INTERNAL CONTROL
OVER FINANCIAL REPORTING AND ON COMPLIANCE
AND OTHER MATTERS BASED ON AN AUDIT OF BASIC
FINANCIAL STATEMENTS PERFORMED IN ACCORDANCE
WITH GOVERNMENT AUDITING STANDARDS**

Board of Commissioners
Alva Fire Control and Rescue Service District
P.O. Box 458
Alva, Florida 33920

We have audited, in accordance with auditing standards generally accepted in the United States of America and the standards applicable to financial audits contained in Government Auditing Standards, issued by the Comptroller General of the United States of America, the basic financial statements of the governmental activities and each major fund of Alva Fire Control and Rescue Service District (the "District") as of and for the year ended September 30, 2020, and the related notes to the financial statements which collectively comprise the District's basic financial statements as listed in the table of contents and have issued our report thereon dated April 5, 2021.

Internal Control Over Financial Reporting

In planning and performing our audit of the financial statements, we considered the District's internal control over financial reporting (internal control) as a basis for designing audit procedures that are appropriate in the circumstances for the purpose of expressing our opinion on the financial statements, but not for the purpose of expressing an opinion on the effectiveness of the District's internal control. Accordingly, we do not express an opinion on the effectiveness of the District's internal control.

A deficiency in internal control exists when the design or operation of a control does not allow management or employees, in the normal course of performing their assigned functions, to prevent, or detect and correct misstatements on a timely basis. A material weakness is a deficiency, or combination of deficiencies, in internal control such that there is a reasonable possibility that a material misstatement of the basic financial statements will not be prevented or detected and

INTEGRITY SERVICE EXPERIENCE

corrected on a timely basis. A significant deficiency is a deficiency, or a combination of deficiencies, in internal control that is less severe than a material weakness, yet important enough to merit attention by those charged with governance.

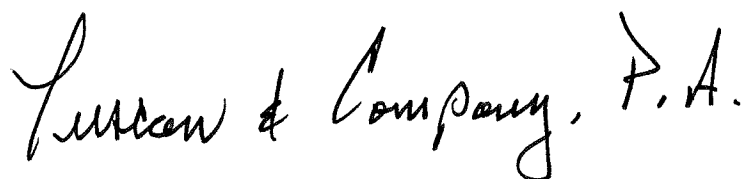
Our consideration of internal control was for the limited purpose described in the first paragraph of this section and was not designed to identify all deficiencies in internal control that might be material weaknesses or significant deficiencies. Given these limitations, during our audit we did not identify any deficiencies in internal control that we consider to be material weaknesses, as defined previously. However, material weaknesses may exist that have not been identified.

Compliance and Other Matters

As part of obtaining reasonable assurance about whether Alva Fire Control and Rescue Service District's financial statements are free from material misstatement, we performed tests of its compliance with certain provisions of laws, regulations, contracts and grant agreements, noncompliance with which could have a direct and material effect on the financial statements. However, providing an opinion on compliance with those provisions was not an objective of our audit and, accordingly, we do not express such an opinion. The results of our tests disclosed no instances of noncompliance that are required to be reported under Government Auditing Standards.

Purpose of This Report

The purpose of this report is solely to describe the scope of our testing of internal control and compliance and the results of that testing, and not to provide an opinion on the effectiveness of the District's internal control or on compliance. This report is an integral part of an audit performed in accordance with Government Auditing Standards in considering the District's internal control and compliance. Accordingly, this communication is not suitable for any other purpose.

A handwritten signature in black ink that reads "Tuscan & Company, P.A." in a cursive, stylized script.

TUSCAN & COMPANY, P.A.

Fort Myers, Florida

April 5, 2021

**INDEPENDENT ACCOUNTANT'S REPORT ON COMPLIANCE
WITH SECTION 218.415, FLORIDA STATUTES**

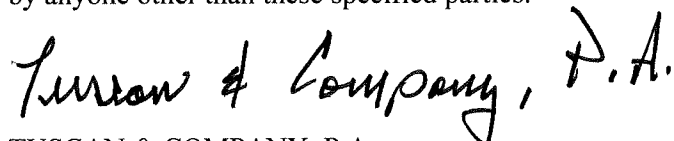
Board of Commissioners
Alva Fire Control and Rescue Service District
P.O. Box 458
Alva, Florida 33920

We have examined Alva Fire Control and Rescue Service District's compliance with Section 218.415, Florida Statutes, regarding the investment of public funds during the year ended September 30, 2020. Management is responsible for Alva Fire Control and Rescue Service District's compliance with those requirements. Our responsibility is to express an opinion on Alva Fire Control and Rescue Service District's compliance based on our examination.

Our examination was conducted in accordance with attestation standards established by the American Institute of Certified Public Accountants and, accordingly, included examining, on a test basis, evidence about Alva Fire Control and Rescue Service District's compliance with those requirements and performing such other procedures as we considered necessary in the circumstances. We believe that our examination provides a reasonable basis for our opinion. Our examination does not provide a legal determination on Alva Fire Control and Rescue Service District's compliance with specified requirements.

In our opinion, Alva Fire Control and Rescue Service District complied, in all material respects, with the aforementioned requirements for the year ended September 30, 2020.

This report is intended solely for the information and use of Alva Fire Control and Rescue Service District and the Auditor General, State of Florida, and is not intended to be and should not be used by anyone other than these specified parties.


TUSCAN & COMPANY, P.A.
Fort Myers, Florida
April 5, 2021

INDEPENDENT AUDITOR'S REPORT TO MANAGEMENT

Board of Commissioners
Alva Fire Control and Rescue Service District
P.O. Box 458
Alva, Florida 33920

We have audited the accompanying basic financial statements of Alva Fire Control and Rescue Service District (the "District") as of and for the year ended September 30, 2020 and have issued our report thereon dated April 5, 2021.

We conducted our audit in accordance with auditing standards generally accepted in the United States of America; the standards applicable to financial audits contained in Government Auditing Standards, issued by the Comptroller General of the United States of America and Chapter 10.550, Rules of the Florida Auditor General. We have issued our Independent Auditor's Report on Internal Control over Financial Reporting and on Compliance and Other Matters based on an audit of basic financial statements performed in accordance with Government Auditing Standards and Chapter 10.550, Rules of the Florida Auditor General. Disclosures in these reports, which are dated April 5, 2021, should be considered in conjunction with this report to management.

Additionally, our audit was conducted in accordance with Chapter 10.550, Rules of the Auditor General, which governs the conduct of local governmental entity audits performed in the State of Florida. This letter included the following information, which is not included in the aforementioned auditor's reports:

- Section 10.554(1)(i)1., Rules of the Auditor General, requires that we determine whether or not corrective actions have been taken to address findings and recommendations made in the preceding annual financial audit report. There were no prior year comments.

INTEGRITY SERVICE EXPERIENCE

- Section 10.554(1)(i)2., Rules of the Auditor General, requires that we address in the management letter any recommendations to improve financial management. No such recommendations were noted to improve financial management.
- Section 10.554(1)(i)3., Rules of the Auditor General, requires that we address noncompliance with provisions of contracts or grant agreements, or abuse, that have an effect on the financial statements that is less than material but more than inconsequential. In connection with our audit, we did not have any such findings.
- Section 10.554(1)(i)4., Rules of the Auditor General, requires that the name or official title and legal authority for the primary government and each component unit of the reporting entity be disclosed in the management letter, unless disclosed in the notes to the financial statements. The District discloses this information in the notes to the financial statements.
- Section 10.554(1)(i)5.a., Rules of the Auditor General, requires a statement be included as to whether or not the local government entity has met one or more of the conditions described in Section 218.503(1), Florida Statutes, and identification of the specific condition(s) met. In connection with our audit, we determined that the District did not meet any of the conditions described in Section 218.503(1), Florida Statutes.
- Pursuant to Sections 10.554(1)(i)5.b. and 10.556(7), Rules of the Auditor General, we applied financial condition assessment procedures pursuant to Rule 10.556(8). It is management's responsibility to monitor the District's financial condition, and our financial condition assessment was based in part on representations made by management and the review of financial information provided by same. In connection with our audit, we determined that the District did not meet any of the criteria of a deteriorating financial condition described in Auditor General Rule Section 10.554(1)(i)(6)c.
- Pursuant to Section 10.554(1)(i)5.b.2, Rules of the Auditor General, if a deteriorating financial condition(s) is noted then a statement is so required along with the conditions causing the auditor to make such a conclusion. No such conditions were noted.
- Pursuant to Section 10.554(1)(i)5.c., Rules of the Auditor General, requires a statement indicating a failure, if any, of a component unit Special District to provide financial information necessary to a proper reporting of the component unit within the audited financial statements of this District (F.S. Section 218.39(3)(b)). There are no known component special districts required to report within these financial statements.

- Section 10.556(10)(a), Rules of the Auditor General, requires that the scope of our audit to determine the District's compliance with the provisions of Section 218.415, Florida Statutes, regarding the investment of public funds. In connection with our audit, we determined that the District complied with Section 218.415, Florida Statutes as reported in our Independent Accountant's Report on Compliance with Section 218.415, Florida Statutes dated April 5, 2021, included herein.
- Section 10.557(3)(m), Rules of the Auditor General, requires a notarized affidavit related to impact fees signed and sworn to by the Chief Financial officer be included in the audit report. Such affidavit is included as Exhibit 2.

PRIOR YEAR COMMENTS:

There were no prior year financially significant comments.

CURRENT YEAR COMMENTS:

No financially significant current year comments noted.

Pursuant to Chapter 119, Florida Statutes, this management letter is a public record and its distribution is not limited. Auditing standards generally accepted in the United States of America require us to indicate that this letter is intended solely for the information and use of the Board of Commissioners, management, the Auditor General of the State of Florida and other federal and state agencies. This report is not intended to be and should not be used by anyone other than these specified parties.

A handwritten signature in black ink that reads "Tuscan & Company, P.A." in a cursive, stylized script.

TUSCAN & COMPANY, P.A.
Fort Myers, Florida
April 5, 2021

EXHIBIT 1



Chief: Brandon S. Kuhn

May 05, 2021

Auditor General
State of Florida
111 West Monroe Street
Tallahassee, Florida 33299-1450

Re: Response to Management Letter – Fiscal Year 2019-2020

In response to the management letter contained in the independent audit, by Tuscan & Company, PA, of the Alva Fire Control and Rescue Service District we provide the following:

Per prior year, there were no prior year financially significant comments.

Per current year, there were no financially significant comments noted.

Regards,
Alva Fire Control & Rescue Service District

Brandon S. Kuhn
Chief

2660 Styles Road Alva, Florida 33920

Office: (239) 728-2223

Fax: (239) 728-2231


EXHIBIT 2

IMPACT FEE AFFIDAVIT

BEFORE ME, the undersigned authority, personally appeared Brandon S. Kuhn, who being duly sworn, deposes and says on oath that:

1. I am the Chief Financial Officer of The Alva Fire Control & Rescue Service District which is a local governmental entity of the State of Florida;
2. The Alva Fire Control & Rescue Service District adopted a Resolution on October 04, 1999 implementing an impact fee; and
3. The Alva Fire Control & Rescue Service District has complied and, as of the date of this Affidavit, remains in compliance with Section 163.31801, Florida Statutes.

FURTHER AFFIANT SAYETH NAUGHT.



Brandon S Kuhn

Brandon S. Kuhn

STATE OF FLORIDA

COUNTY OF Lee

SWORN TO AND SUBSCRIBED before me by means of ☒ physical presence or
_____ online notarization this 3rd day of May, 2021.

Traci Tiner

NOTARY PUBLIC

Print name Traci Tiner

Personally known ☒ or produced identification _____

Type of identification produced: n/a

My Commission Expires: June 30, 2023