

ST. LUCIE COUNTY FIRE DISTRICT
FINANCIAL STATEMENTS AND
ACCOMPANYING INFORMATION
Year Ended September 30, 2020

ST LUCIE COUNTY FIRE DISTRICT

BOARD OF COMMISSIONERS

September 30, 2020

Board of Commissioners:

St. Lucie County

Chris Dzadoovsky
Linda Bartz

City of Ft. Pierce

Tom Perona
Reginald Sessions

City of Port St. Lucie

Stephanie Morgan
Shannon Martin, Chair

Governor Appointee

Vacant Seat

CONTENTS

	<u>PAGE</u>
Independent Auditors' Report.....	1-3
Management's Discussion and Analysis.....	4-14
Financial Statements:	
Statement of Net Position.....	15
Statement of Activities.....	16
Governmental Funds Balance Sheet.....	17
Reconciliation of Total Governmental Fund Balances to Net Position of Governmental Activities.....	18
Statement of Governmental Fund Revenues, Expenditures and Changes in Fund Balances.....	19
Reconciliation of Statement of Revenues, Expenditures and Changes in Fund Balances of Governmental Funds to the Statement of Activities.....	20
Statement of Revenues, Expenditures and Changes in Fund Balances - Budget to Actual - General Fund.....	21
Statement of Fiduciary Net Position.....	22
Statement of Changes Net Position – Fiduciary Funds.....	23
Notes to Financial Statements.....	24-47
Accompanying Information:	
Combining Schedule Pensions – Statement of Fiduciary Net Position.....	48
Combining Schedule Pensions – Statement of Changes in Net Position - Fiduciary Funds.....	49
Required Supplementary Information:	
Retirement System for General Employees of the St. Lucie County Fire District Schedule of Funding Progress.....	50
Schedule of Annual Required Contributions.....	50
St. Lucie County Fire District Firefighters' Pension Trust Fund Schedule of Funding Progress.....	51
Schedule of Annual Required Contributions.....	51
Retirement System for General Employees of the St. Lucie County Fire District Schedule of Net Pension Liability of the Sponsor.....	52
St. Lucie County Fire District Firefighters' Pension Trust Fund Schedule of Net Pension Liability of the Sponsor.....	53
Independent Auditor's Report on Internal Control Over Financial Reporting and on Compliance and Other Matters Based on an Audit of Financial Statements Performed in Accordance with <i>Government Auditing Standards</i>	54-55
Schedule of Expenditures of Federal Awards and State Financial Assistance.....	56
Independent Auditor's Report on Compliance For Each Major Program and on Internal Control Over Compliance Required by Uniform Guidance.....	57-59
Schedule of Findings and Questioned Costs.....	60
Independent Auditor's Report on Compliance with the Requirements of Section 218.415, Florida Statutes, Required by Rule 10.556 (10) of the Auditor General of the State of Florida.....	61
Management Letter.....	62-63
Statistical Section (Unaudited).....	64-65

INDEPENDENT AUDITORS' REPORT

To the Chairman and Members of the Board of Commissioners
St. Lucie County Fire District
Fort Pierce, Florida

Report on the Financial Statements

We have audited the accompanying financial statements of the governmental activities and each major fund of St. Lucie County Fire District, Florida, as of and for the year ended September 30, 2020, and the related notes to the financial statements, which collectively comprise the District's basic financial statements as listed in the table of contents.

Management's Responsibility for the Financial Statements

Management is responsible for the preparation and fair presentation of these financial statements in accordance with accounting principles generally accepted in the United States of America; this includes the design, implementation, and maintenance of internal control relevant to the preparation and fair presentation of financial statements that are free from material misstatement, whether due to fraud or error.

Auditor's Responsibility

Our responsibility is to express opinions on these financial statements based on our audit. We conducted our audit in accordance with auditing standards generally accepted in the United States of America and the standards applicable to financial audits contained in *Government Auditing Standards*, issued by the Comptroller General of the United States. Those standards require that we plan and perform the audit to obtain reasonable assurance about whether the financial statements are free from material misstatement.

An audit involves performing procedures to obtain audit evidence about the amounts and disclosures in the financial statements. The procedures selected depend on the auditor's judgment, including the assessment of the risks of material misstatement of the financial statements, whether due to fraud or error. In making those risk assessments, the auditor considers internal control relevant to the entity's preparation and fair presentation of the financial statements in order to design audit procedures that are appropriate in the circumstances, but not for the purpose of expressing an opinion on the effectiveness of the entity's internal control. Accordingly, we express no such opinion. An audit also includes evaluating the appropriateness of accounting policies used and the reasonableness of significant accounting estimates made by management, as well as evaluating the overall presentation of the financial statements.

We believe that the audit evidence we have obtained is sufficient and appropriate to provide a basis for our audit opinions.

Opinions

In our opinion, the financial statements referred to above present fairly, in all material respects, the respective financial position of the governmental activities and each major fund, and of St. Lucie County Fire District, Florida, as of September 30, 2020, and the respective changes in financial position for the year then ended in accordance with accounting principles generally accepted in the United States of America.

Other Matters

Required Supplementary Information

Accounting principles generally accepted in the United States of America require that the management's discussion and analysis, budgetary comparison and pension information on pages 4–14, 21, and 48–53 be presented to supplement the basic financial statements. Such information, although not a part of the basic financial statements, is required by the Governmental Accounting Standards Board, who considers it to be an essential part of financial reporting for placing the basic financial statements in an appropriate operational, economic, or historical context. We have applied certain limited procedures to the required supplementary information in accordance with auditing standards generally accepted in the United States of America, which consisted of inquiries of management about the methods of preparing the information and comparing the information for consistency with management's responses to our inquiries, the basic financial statements, and other knowledge we obtained during our audit of the basic financial statements. We do not express an opinion or provide any assurance on the information because the limited procedures do not provide us with sufficient evidence to express an opinion or provide any assurance.

Other Information

Our audit was conducted for the purpose of forming opinions on the financial statements that collectively comprise the District's financial statements. The accompanying schedule of expenditures of federal awards and state financial assistance, as required by Title 2 U.S. Code of Federal Regulations Part 200, Uniform Administrative Requirements, Cost Principles, and Audit Requirements for Federal Awards (Uniform Guidance) and Chapter 10.550, Rules of the Auditor General, are presented for purposes of additional analysis and are not a required part of the basic financial statements. The accompanying schedule of expenditures of federal awards and state financial assistance is the responsibility of management and was derived from and relates directly to the underlying accounting and other records used to prepare the basic financial statements. Such information has been subjected to the auditing procedures applied in the audit of the basic financial statements and certain additional procedures, including comparing and reconciling such information directly to the underlying accounting and other records used to prepare the basic financial statements or to the financial statements themselves, and other additional procedures in accordance with auditing standards generally accepted in the United States of America. In our opinion, the schedule of expenditures of federal awards and state

financial assistance is fairly stated in all material respects in relation to the basic financial statements taken as a whole.

Our audit was conducted for the purpose of forming an opinion on the financial statements that collective comprise the St. Lucie County Fire District, Florida's basic financial statements. The accompanying information and statistical section is presented for purposes of additional analysis and is not a required part of the financial statements.

The accompanying information and budgetary comparison information are the responsibility of management and were derived from and relate directly to the underlying accounting and other records used to prepare the basic financial statements. Such information has been subjected to the auditing procedures applied in the audit of the basic financial statements and certain additional procedures, including comparing and reconciling such information directly to the underlying accounting and other records used to prepare the financial statements or to the financial statements themselves, and other additional procedures in accordance with auditing standards generally accepted in the United States of America. In our opinion, the accompanying information are fairly stated in all material respects in relation to the basic financial statements taken as a whole.

The statistical section has not been subjected to the auditing procedures applied in the audit of the basic financial statements and, accordingly, we express no opinion on them.

Other Reporting Required by *Government Auditing Standards*

In accordance with *Government Auditing Standards*, we have also issued our report dated May 27, 2021, on our consideration of the St. Lucie County Fire District, Florida's internal control over financial reporting and on our tests of its compliance with certain provisions of laws, regulations, contracts, and grant agreements and other matters. The purpose of that report is to describe the scope of our testing of internal control over financial reporting and compliance and the results of that testing, and not to provide an opinion on internal control over financial reporting or on compliance. That report is an integral part of an audit performed in accordance with *Government Auditing Standards* in considering St. Lucie County Fire District, Florida's internal control over financial reporting and compliance.

DiBartolomeo, McBee, Hartley & Barnes

DiBartolomeo, McBee, Hartley & Barnes, P.A.

Fort Pierce, Florida

May 27, 2021



St. Lucie County Fire District, Florida Management's Discussion and Analysis For the Year Ended September 30, 2020

The purpose of management's discussion and analysis is to provide an objective and easily readable analysis of the District's financial activities for the October 1, 2019 through September 30, 2020 fiscal year. While it summarizes financial information for the District, it is highly recommended that it be read in conjunction with the District's financial statements.

FINANCIAL HIGHLIGHTS

- Total Assets increased less than one percent to \$64.1 million from \$63.9 million the previous fiscal year.
- Total Liabilities increased 5.4% to \$182.3 million versus \$173.0 million the previous year.
- Total Net Position decreased 2.6% to \$107.6 million compared to \$104.8 million the previous year.
- District revenue increased 7.7% to \$82.4 million compared to \$76.5 million the previous year. This was a result of an increase in Ad Valorem Revenues and Impact Fees.
- District expenditures increased 7.2% to \$84.6 million compared to \$78.9 million the previous year.
- At the close of the fiscal year, the District reported combined ending fund balances of \$25.4 million compared to \$27.6 million the previous year.
- Revenue generated by impact fees increased 24.5% to \$2.5 million compared to \$2.0 million the previous year. Permit fees saw a 20.5% decrease with revenues of \$884.3 thousand.
- Grant revenue increased 241.6% to \$1,432.5 thousand compared to \$419.3 thousand the previous year.
- Ad valorem revenue increased 8.0% to \$64.6 million compared to \$59.8 million the previous year.
- Interest revenue decreased 50.3% to \$436.7 thousand compared to \$878.8 thousand the previous year.

OVERVIEW OF THE FINANCIAL STATEMENTS

The District's financial statements are comprised of two major components: Fund financial statements and Notes to Financial Statements. In addition to the basic financial statements, this document also contains supplementary information that the reader is encouraged to review.

Fund Financial Statements

The Fund financial statements are designed to provide readers with a broad overview of the District's finances in a manner similar to a private-sector business. They are divided into two categories:

Governmental Funds which include the Governmental Funds Balance Sheet (Statement of Net Position) and Statement of Governmental Fund Revenues, Expenditures and Changes in Fund Balance (Statement of Activities).

Fiduciary Funds which include the Statement of Fiduciary Net Position and Statement of Changes in Net Position – Fiduciary Funds.

Governmental Funds

The District maintains a General Fund and seven Special Revenue Funds. These are considered governmental funds and are accounted for in the following two statements:

The *Governmental Funds Balance Sheet (Statement of Net Position)* is a 'snapshot' of the District's assets and liabilities at midnight of September 30, 2020. The difference between District assets and liabilities is reported as net position. One item of significance is the change in net position. Depending on the situation, this may indicate that the financial position of the District is improving or deteriorating.

The *Statement of Governmental Fund Revenues, Expenditures and Changes in Fund Balance (Statement of Activities)* shows the actual expenditures and receipts by major category. It is very useful in determining why there was a change in net position. Keep in mind the District uses the Modified Accrual method of accounting and, therefore, records the transaction when the event occurs, not necessarily when cash flow is affected.

Fiduciary Fund

In October of 2006 the Fire District separated from the City of Fort Pierce retirement system and created two pension trust plans. The two plans, the St Lucie County Fire District Firefighter's Pension Trust Fund/Chapter 175 Firefighters' Supplementary Pension Trust Fund and the St Lucie County Fire District General Employee's Pension Trust Fund, are each governed by separate Boards of Trustees elected by participants in the plans. While it

has no direct control over the management of the fund, the Board of Commissioners appoint two members to serve as a Trustee on each Board. These funds are considered components of the Fire District and, therefore, included in the District Financial Statements. Contributions to the respective funds are held in trust for the benefit of members of the District who are certified firefighters or general employees.

The *Statement of Fiduciary Net Position*, like its governmental counterpart, is a 'snapshot' of the assets and liabilities of the trust fund at the end of the fiscal year. A change in net position, depending on the situation, may indicate that the financial position of the trust fund is improving or deteriorating.

Changes in Net Position – Fiduciary Funds shows the actual additions to and deductions from the trust fund for the fiscal year.

Notes to Financial Statements

The Notes to Financial Statements provide additional information concerning the District's accounting policies, budgeting practices, finances, financial activities and financial balances. This information is essential for the reader to have a full understanding of the data provided in the financial statements. It divulges information that is either not disclosed in the financial statements or is not easily extracted from them.

FINANCIAL ANALYSIS OF THE DISTRICT

Statement of Net Position

The schedule titled Net Position provides a summary of the assets, liabilities and net position of the Fire District at the end of the fiscal year. It also shows the changes in each from fiscal year 2019 to fiscal year 2020.

Total Assets increased less than one percent from \$63.9 million the previous fiscal year to \$64.0 million in fiscal year 2019-2020.

Total Liabilities increased 1.9% as a result of the pension liability being recorded under GASB 68 as well as GASB 75, Other Post-Employment Benefits.

ST. LUCIE COUNTY FIRE DISTRICT
MANAGEMENT'S DISCUSSION AND ANALYSIS
AS OF: SEPTEMBER 30, 2020

	Net Position (in thousands)		Percent Change
	Governmental Activities		
	2020	2019	
Cash and investments	\$ 25,400.3	\$ 27,186.9	-6.6%
Other assets	\$ 4,380.9	\$ 4,572.4	-4.2%
Capital assets (net of depreciation)	\$ 34,352.5	\$ 32,163.1	6.8%
Total assets	\$ 64,133.7	\$ 63,922.4	0.3%
Deferred outflows of pensions earnings	\$ 19,250.2	\$ 15,390.4	25.1%
Deferred outflows of OPEB	\$ 4,340.4	\$ 975.2	
Current liabilities	\$ 45,925.2	\$ 39,755.4	15.5%
Long-term liabilities	\$ 136,368.8	\$ 133,239.8	2.3%
Total liabilities	\$ 182,294.0	\$ 172,995.2	5.4%
Deferred inflows of pensions earnings	\$ 7,210.8	\$ 5,284.0	36.5%
Deferred inflows of OPEB	\$ 5,789.9	\$ 6,844.5	-15.4%
Net investment in capital assets	\$ 27,634.5	\$ 32,163.1	-14.1%
Net position - restricted	\$ 7,580.6	\$ 5,412.0	40.1%
Net position - unrestricted	\$ (142,785.5)	\$ (142,410.8)	0.3%
Total net position	\$ (107,570.4)	\$ (104,835.7) *	2.6%

Restricted funds are set aside for accounts payable, encumbrances, other liabilities or to fund the capital improvement plan.

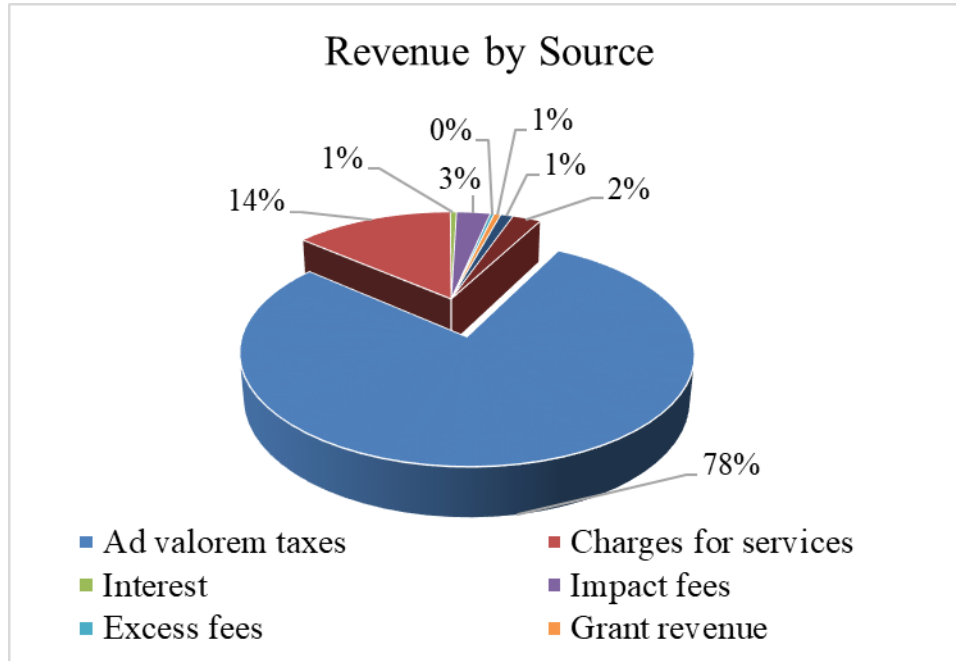
ST. LUCIE COUNTY FIRE DISTRICT
MANAGEMENT'S DISCUSSION AND ANALYSIS
AS OF: SEPTEMBER 30, 2020

The following schedule provides a comparison of the receipts from major sources of revenue, the actual expenditures by major classification and the resulting Changes in Fund Balance from fiscal year 2019 to 2020.

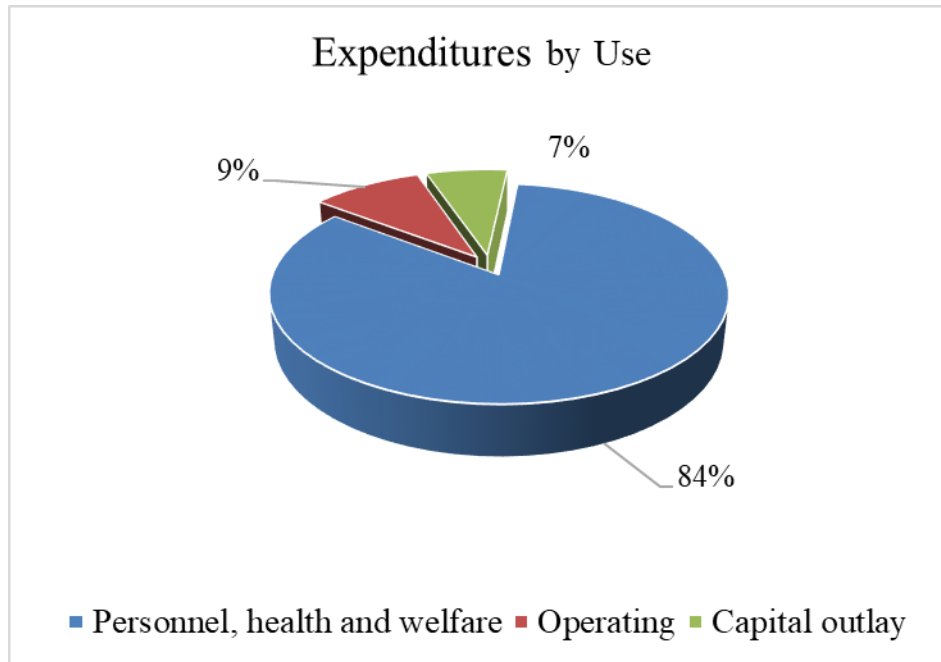
CHANGES IN FUND BALANCE
(in thousands)

	Governmental Activities		Percent Change
	2020	2019	
REVENUES			
Ad valorem taxes	\$ 64,566.0	\$ 59,761.0	8.0%
Charges for services	\$ 11,253.2	\$ 11,817.7	-4.8%
Interest	\$ 436.7	\$ 878.8	-50.3%
Impact fees	\$ 2,476.0	\$ 1,988.1	24.5%
Excess fees	\$ 263.9	\$ 254.3	3.8%
Grant revenue	\$ 1,432.5	\$ 419.3	241.6%
Permit fees	\$ 884.3	\$ 1,112.1	-20.5%
Miscellaneous and other	\$ 1,057.9	\$ 265.5	298.5%
TOTAL REVENUE	\$ 82,370.5	\$ 76,496.8	7.7%
EXPENDITURES			
Public Safety			
Personnel, health and welfare	\$ 69,647.4	\$ 66,369.8	4.9%
Operating	\$ 7,838.4	\$ 7,112.7	10.2%
Capital outlay	\$ 5,749.4	\$ 4,563.2	26.0%
Debt Service	\$ 1,367.4	\$ 862.3	100.0%
TOTAL EXPENDITURES	\$ 84,602.6	\$ 78,908.0	7.2%
OTHER FINANCING SOURCES:			
Bond Proceeds	\$ -	\$ 4,018.5	100.0%
EXCESS (DEFICIT) OF REVENUES OVER EXPENDITURES			
	\$ (2,232.1)	\$ 1,607.3	-238.9%
FUND BALANCES			
BEGINNING OF YEAR	\$ 27,644.5	\$ 26,037.2	6.2%
END OF YEAR	\$ 25,412.4	\$ 27,644.5	-8.1%

Net Change in Fund Balance – The net impact of Revenue minus Expenditures resulted in a decrease in Fund Balance.



- Revenue
 - **Ad Valorem Taxes** – the main source of revenue for funding District operations– increased by 8.0%.
 - Revenue generated by **Permit/Inspection Fees** decreased 20.5%.
 - **Impact Fee** revenue increased 24.5%.
 - Revenue from **Emergency Medical Service (EMS) Fees** decreased 4.8% from last fiscal year.



- Expenditures
 - At \$84.6 million, expenditures in fiscal year 2020 increased 7.2% from prior fiscal year 2019.

FUND FINANCIAL INFORMATION

General Fund

The District's General Fund is the main operating fund of the District. It is used to account for all financial resources that are not restricted by State or Federal laws, District resolutions or other externally imposed requirements.

Analysis of Variances Budget to Actual
(in thousands)

	General Fund		
	Final Budget	Actual Amounts	Variance
Revenues			
Taxes	\$ 64,226.8	\$ 64,566.0	\$ 339.2
Charges for services	\$ 12,419.7	\$ 11,253.2	\$ (1,166.5)
Interest	\$ 270.0	\$ 370.2	\$ 100.2
Grant Revenue	\$ 983.3	\$ -	\$ (983.3)
Excess fees	\$ 256.0	\$ 263.9	\$ 7.9
Permit fees	\$ 850.0	\$ 884.3	\$ 34.3
Miscellaneous and other	\$ 54.0	\$ 1,622.2	\$ 1,568.2
Total revenues	\$ 79,059.8	\$ 78,959.8	\$ (100.0)
Expenditures			
Public safety			
Personnel	\$ 71,341.4	\$ 69,647.4	\$ 1,694.0
Operating	\$ 8,387.4	\$ 7,743.4	\$ 644.0
Capital outlay	\$ 4,984.8	\$ 3,393.6	\$ 1,591.2
Debt Service	\$ 506.6	\$ 506.6	\$ -
Total expenditures	\$ 85,220.2	\$ 81,291.0	\$ 3,929.2
Excess (deficiency) of revenues over (under) expenditures	\$ (6,160.4)	\$ (2,331.2)	\$ 3,829.2

Variances (Actual & Budget):

- Charges for Services: Staff expected another slight increase in Ambulance Billing Fee revenue but that did not occur due to the Covid 19 Pandemic. There was a large decrease in the number of transports for a good portion of the year, which in turn cuts down on revenues generated.
- Interest Revenue: With the uncertainty of the economy due to the Covid19 Pandemic, interest earnings decreased 50.3%.
- While the chart shows budgeted revenues of \$79.1 million and budgeted expenditures of \$85.2 million; the budget is balanced. For the purposes of these financials, fund balance carried forward and inter-fund transfers are both used to offset deficits, and not recognized as a budgeted source of revenue.

Other Governmental Funds

The *EMS Grant Fund*: Each year the District, through the Board of County Commissioners, applies to the Florida Department of Health, Bureau of Emergency Medical Services for a grant to offset pre-hospital services and activities. The application specifies, by line item, what the funds can be used for. The purpose of the *EMS Grant Fund* is to account for the receipt and expenditures of the EMS County Grant funds disbursed by the Florida Department of Health, Bureau of Emergency Medical Services.

The *Public Education Fund*: This fund accounts for the use of fees collected as a result of excessive false alarms. The District has elected to use these funds for the purpose of enhancing public education on issues concerning fire safety and awareness.

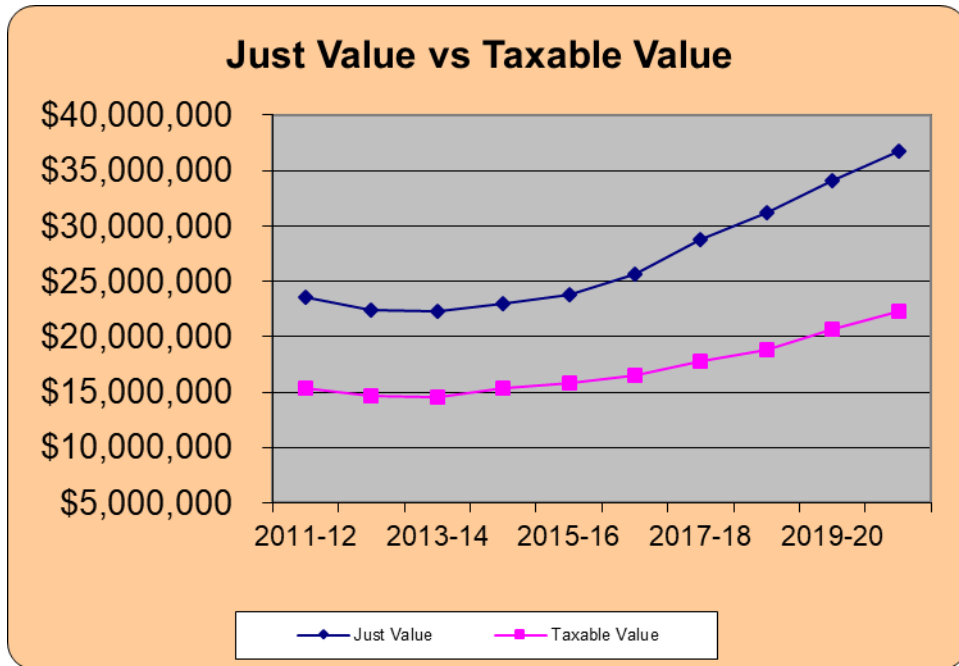
The *Impact Fee Fund*: By inter-local agreement, the Board of County Commissioners, the City of Port St. Lucie and the City of Fort Pierce collect Fire/EMS impact fees at the time they issue building permits for new construction. After deducting a nominal administrative fee, the entities remit the net amounts to the District. These funds can only be used to construct/expand fire stations necessitated by the new construction. The *Impact Fee Fund* accounts for the receipt and use of impact fee revenue.

Debt Management

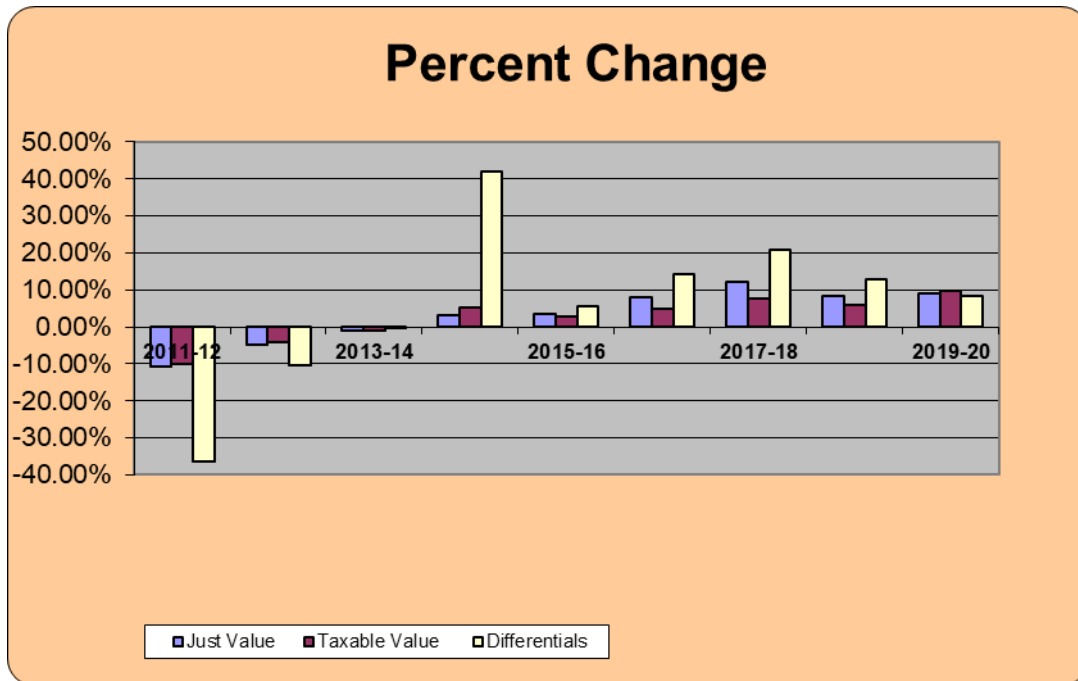
The District continues the policy of paying for capital improvements and equipment as they are needed. Chapter 2004-407 of the Florida Statutes has been amended and authorizes the District to borrow money not to exceed 10% of the District's operating budget in any one year consistent with Chapters 189 and 191, Florida Statutes, the uses for which must be approved by a super-majority of six affirmative votes of the board and the uses may not include normal operational expenses. At the end of fiscal year 2020 the District has a capital lease with a covenant to budget and appropriate. In February 2017, the District entered into a \$8.7 million Capital Improvement Revenue Bond to purchase fire engines and rescue vehicles.

Future Financial Condition

Property values as of January 1, 2020, after adjustments for additions and deletions, increased 8.6%. This was a slight increase from the previous year.



Residential and commercial construction both increased in fiscal year 2019-2020. This had a positive effect on revenue from ad valorem taxes and impact fees.



Ad valorem revenue constitutes 70% of all revenue the District receives in the General Fund to support operations. That percentage does not include cash balance carried forward or interfund transfers from reserves. The District does not have other sources of revenue to

offset the loss of ad valorem revenue so any decrease in this major source of funding adversely affects the budget. The District is using reserves to balance the budget.

Staff, at the direction of the Board, is looking into alternate sources of revenue to supplement Ad Valorem Taxes and Ambulance Billing Fees. Both of these sources are sensitive to changes in the economy. If we are successful in instituting one or more of the alternatives, the District will have a more stable source of revenue to rely on when budgeting for the future.

Requests for Information

This financial report is intended to present users with a general overview of the District's finances and to demonstrate its accountability. If you have questions concerning any of the information provided in this report, or need additional information, contact the Office of the Clerk-Treasurer, 5160 NW Milner Drive, Port St. Lucie, FL 34983.

ST. LUCIE COUNTY FIRE DISTRICT

STATEMENT OF NET POSITION

September 30, 2020

	<u>GOVERNMENTAL ACTIVITIES</u>
ASSETS	
Cash	\$ 7,480,541
Investments	17,919,717
Accounts receivable	
Trade net of allowance for	
Uncollectibles of \$7,022,245	3,557,106
Prepaid - Miscellaneous	599
Due from other	
Governmental units	561,001
Inventory	262,169
Capital assets:	
Non-depreciable	2,620,299
Depreciable-net	31,732,237
TOTAL ASSETS	<u>64,133,669</u>
Deferred outflows of resources:	
Deferred outflows of pension earnings	19,250,210
Deferred outflows of OPEB	4,340,422
Total deferred outflows	<u>23,590,632</u>
	<u>\$ 87,724,301</u>
LIABILITIES	
Accounts payable	\$ 625,785
Retainage payable	7,820
Accrued Wages	2,913,511
Accrued payroll taxes & retirement benefits	675,003
Due to other funds	144,821
Unearned revenue	1,800
Net other post employment benefit obligations	39,203,226
Pension liability	119,118,503
Long-term liabilities	
Due within one year	2,353,243
Due after one year	17,250,289
TOTAL LIABILITIES	<u>182,294,001</u>
Deferred inflows of resources:	
Deferred inflows of pension earnings	7,210,825
Deferred inflows of OPEB	5,789,863
Total deferred inflows	<u>13,000,688</u>
Net investment in capital assets	27,634,460
Restricted	7,580,618
Unrestricted	<u>(142,785,465)</u>
TOTAL NET POSITION	<u>\$ (107,570,387)</u>

The accompanying notes are an integral part of this financial statement

ST. LUCIE COUNTY FIRE DISTRICT
STATEMENT OF ACTIVITIES
Year Ended September 30, 2020

FUNCTIONS/PROGRAMS	EXPENSES	PROGRAM REVENUES		NET (EXPENSE) REVENUES AND CHANGES IN NET POSITION
		CHARGES FOR SERVICES	OPERATING GRANTS AND CONTRIBUTIONS	GOVERNMENTAL ACTIVITIES
Governmental activities				
Public safety	\$ 84,900,345	\$ 11,253,200	\$ 1,432,530	\$ (72,214,615)
Interest on Long-term Debt	204,819	-	-	(204,819)
Total Governmental Activities	\$ 85,105,164	\$ 11,253,200	\$ 1,432,530	\$ (72,419,434)
General revenues:				
Property taxes				64,829,914
Permit fees				884,259
Impact fees				2,476,009
Investment earnings				436,730
Miscellaneous				340,800
Donations				717,050
Total general revenues				69,684,762
Change in net position				(2,734,672)
Net position - October 1, 2019				(104,835,716)
Net position - September 30, 2020				\$ (107,570,387)

The accompanying notes are an integral part of this financial statement

ST. LUCIE COUNTY FIRE DISTRICT
GOVERNMENTAL FUNDS BALANCE SHEET
September 30, 2020

	GENERAL FUND	SPECIAL REVENUE FUND	TOTAL GOVERNMENTAL FUNDS
ASSETS			
Cash	\$ 3,913,089	\$ 3,567,452	\$ 7,480,541
Investments	13,751,168	4,168,549	17,919,717
Accounts receivable			
Trade net of allowance for			
Uncollectibles of \$7,022,245	3,557,106	-	3,557,106
Prepaid - Miscellaneous	-	-	-
Due from other governmental units	470,016	90,985	561,001
Prepaid - Miscellaneous	599	-	599
Inventory	262,169	-	262,169
TOTAL ASSETS	<u>\$ 21,954,147</u>	<u>\$ 7,826,986</u>	<u>\$ 29,781,133</u>
LIABILITIES AND FUND EQUITY			
LIABILITIES			
Accounts payable	\$ 575,580	\$50,205	\$625,785
Retainage payable		7,820	7,820
Accrued wages	2,913,511	-	2,913,511
Unearned revenue	1,800	-	1,800
Accrued payroll taxes and retirement benefits	675,003	-	675,003
Due to other funds	-	144,821	144,821
TOTAL LIABILITIES	<u>\$4,165,894</u>	<u>\$202,846</u>	<u>\$4,368,740</u>
FUND EQUITY			
Fund balance:			
Nonspendable	916,245	55,446	971,691
Spendable			
Restricted	-	6,608,927	6,608,927
Committed	10,226,418	-	10,226,418
Assigned	4,552,510	980,845	5,533,355
Unassigned	2,093,080	(21,078)	2,072,002
TOTAL FUND EQUITY	<u>17,788,253</u>	<u>7,624,140</u>	<u>25,412,393</u>
TOTAL LIABILITIES AND FUND EQUITY	<u>\$ 21,954,147</u>	<u>\$ 7,826,986</u>	<u>\$ 29,781,133</u>

The accompanying notes are an integral part of this financial statement

ST. LUCIE COUNTY FIRE DISTRICT
RECONCILIATION OF TOTAL GOVERNMENTAL FUND BALANCES
TO NET POSITION OF GOVERNMENTAL ACTIVITIES
September 30, 2020

Total governmental fund balances in the balance sheet, page 17	\$ 25,412,393
Amount reported for governmental activities in the Statement of Net Position are different because:	
Capital asset used in governmental activities are not financial resources and therefore are not reported in the governmental funds:	
Governmental capital assets	64,164,918
Less accumulated depreciation	(29,812,382)
Other assets used in governmental activities are not financial resources and therefore are not reported in the governmental funds:	
Long-term debt, postemployment benefits, and compensated absences	(58,806,758)
Net pension liability	(108,528,559)
Net position of governmental activities, page 15	\$ (107,570,387)

The accompanying notes are an integral part of this financial statement

ST. LUCIE COUNTY FIRE DISTRICT
STATEMENT OF GOVERNMENTAL FUND REVENUES, EXPENDITURES AND
CHANGES IN FUND BALANCES
Year Ended September 30, 2020

	GENERAL FUND	SPECIAL REVENUE FUND	TOTAL GOVERNMENTAL FUNDS
REVENUES			
Taxes	\$64,565,979	\$ -	\$ 64,565,979
Charges for services	11,253,200	-	11,253,200
Interest and investment income	370,222	66,508	436,730
Impact fees	-	2,476,009	2,476,009
Excess fees	263,935		263,935
Grant revenue	959,541	472,989	1,432,530
Permit fees	884,259	-	884,259
Donations	499,987	217,063	717,050
Miscellaneous	162,722	178,078	340,800
TOTAL REVENUES	<u>78,959,845</u>	<u>3,410,647</u>	<u>82,370,492</u>
EXPENDITURES			
Public safety:			
Personnel, health and welfare	69,647,446	-	69,647,446
Operating	7,743,389	95,057	7,838,446
Capital outlay	3,393,644	2,355,795	5,749,439
Debt:			
Principal	482,444	679,999	1,162,443
Interest	24,127	180,692	204,819
TOTAL EXPENDITURES	<u>81,291,050</u>	<u>3,311,543</u>	<u>84,602,593</u>
EXCESS (DEFICIENCY) OF			
REVENUES OVER EXPENDITURES	(2,331,205)	99,104	(2,232,101)
FUND BALANCES			
Beginning of year	<u>20,119,458</u>	<u>7,525,036</u>	<u>27,644,494</u>
End of year	<u>\$17,788,253</u>	<u>\$ 7,624,140</u>	<u>\$ 25,412,393</u>

The accompanying notes are an integral part of this financial statement

ST. LUCIE COUNTY FIRE DISTRICT
RECONCILIATION OF STATEMENT OF REVENUES, EXPENDITURES AND CHANGES
IN FUND BALANCES OF GOVERNMENTAL FUNDS TO THE STATEMENT OF ACTIVITIES
Year Ended September 30, 2020

Net change in fund balances - total governmental funds, page 19	\$ (2,232,101)
Amount reported for governmental activities in the Statement of Activities are different because:	
Repayment of debt principal is an expenditure in the governmental funds, but the repayment reduces long-term liabilities in the statement of net assets	1,162,443
Long-term liabilities, including notes, leases, postemployment benefits, compensated absences, and pension liability	(3,854,431)
Governmental funds report capital outlays as expenditures. However, in the Statement of Activities, the cost of those assets are depreciated over their estimated useful lives:	
Current year provision for depreciation	(2,866,564)
Provision for capitalized asset costs (See Note E)	5,055,981
Change in net position of governmental activities, page 16	\$ (2,734,672)

The accompanying notes are an integral part of this financial statement

ST. LUCIE COUNTY FIRE DISTRICT
STATEMENT OF REVENUES, EXPENDITURES AND CHANGES IN
FUND BALANCES – BUDGET TO ACTUAL – GENERAL FUND
Year Ended September 30, 2020

	ORIGINAL	FINAL	ACTUAL AMOUNTS	ENCUMBRANCES	ACTUAL ON BUDGETARY BASIS	VARIANCE WITH FINAL BUDGET
REVENUES						
Taxes	\$ 64,226,778	\$ 64,226,778	\$ 64,565,979	\$ -	\$ 64,565,979	\$ 339,201
Charge for services	12,419,762	12,419,762	11,253,200	-	11,253,200	(1,166,562)
Interest	270,000	270,000	370,222	-	370,222	100,222
Excess fees	256,000	256,000	263,935	-	263,935	7,935
Grant Revenue	-	983,272	959,541	-	959,541	(23,731)
Permit fees	850,000	850,000	884,259	-	884,259	34,259
Donations	-	-	499,987	-	499,987	499,987
Miscellaneous	54,000	54,000	162,722	-	162,722	108,722
TOTAL REVENUES	<u>78,076,540</u>	<u>79,059,812</u>	<u>78,959,845</u>	<u>-</u>	<u>78,959,845</u>	<u>(99,967)</u>
EXPENDITURES						
Public safety:						
Personnel, health and welfare	72,098,933	71,341,403	69,647,446	-	69,647,446	1,693,957
Operating	7,950,945	8,387,373	7,743,389	-	7,743,389	643,984
Capital outlay	1,796,183	4,984,799	3,393,644	709,522	4,103,166	881,633
Debt:						
Principal	482,444	482,444	482,444	-	482,444	-
Interest	24,128	24,128	24,127	-	24,127	1
TOTAL EXPENDITURES	<u>82,352,633</u>	<u>85,220,147</u>	<u>81,291,050</u>	<u>709,522</u>	<u>82,000,572</u>	<u>3,219,575</u>
EXCESS (DEFICIENCY) OF REVENUES OVER EXPENSES	<u>\$ (4,276,093)</u>	<u>\$ (6,160,335)</u>	<u>(2,331,205)</u>	<u>(709,522)</u>	<u>(3,040,727)</u>	<u>\$ 3,119,608</u>
FUND BALANCES						
Beginning of year			20,119,458	-	20,119,458	
Adjustments for encumbrances			-	709,522	709,522	
End of year			<u>\$ 17,788,253</u>	<u>\$ -</u>	<u>\$ 17,788,253</u>	

The accompanying notes are an integral part of this financial statement

ST. LUCIE COUNTY FIRE DISTRICT
FIDUCIARY FUND
PENSION TRUST FUNDS
STATEMENT OF FIDUCIARY NET POSITION
September 30, 2020

ASSETS

Contributions receivable	\$ 83,081
Prepaid items	750
Accounts receivable	2,266,661
Due From Firefighters' Plan	57,369
Due from Brokers	170,052
Accrued investment income	262,530
Investments at fair value:	
Cash equivalents	23,921,577
Corporate debt	48,626,259
Corporate stocks	45,105,080
Limited liability company	33,868,288
Mortgage-backed securities	714,286
Mutual fund - domestic equities	65,097,730
Mutual fund - domestic bonds	2,231,927
Mutual fund - international equities	18,979,592
Collective trust	39,807,870
U.S. government securities and agency obligations	22,920,288
	<u>301,272,897</u>
TOTAL INVESTMENTS	<u>301,272,897</u>
TOTAL ASSETS	<u>304,113,340</u>

LIABILITIES

Accounts payable	238,756
Benefit payments	57,369
Refunds payable	14,363
	<u>310,488</u>
TOTAL LIABILITIES	<u>310,488</u>

NET POSITION

Held in trust for pension benefits	<u><u>\$ 303,802,852</u></u>
------------------------------------	------------------------------

The accompanying notes are an integral part of this financial statement

ST. LUCIE COUNTY FIRE DISTRICT
FIDUCIARY FUND
PENSION TRUST FUNDS
STATEMENT OF CHANGES IN NET POSITION -
FIDUCIARY FUNDS
Year Ended September 30, 2020

ADDITIONS

Contributions

State contribution	\$ 2,266,661
Employer contributions	15,335,773
Employee contributions	2,348,566
Participant buy-back	45,841
Total contributions	<u>19,996,841</u>

Investment Income

Net appreciation in fair value of investments	16,841,627
Interest and dividends	7,741,105
	<u>24,582,732</u>
Less: investment expenses	(1,508,089)
Net investment income	<u>23,074,643</u>

TOTAL ADDITIONS 43,071,484

DEDUCTIONS

Benefits paid to participants	14,419,320
DROP payments	2,245,520
Refunds to Participants	5,691
Administrative expenses	216,264
	<u>16,886,795</u>

TOTAL DEDUCTIONS 16,886,795

NET INCREASE 26,184,689

NET POSITION HELD IN TRUST FOR PENSION BENEFITS

Beginning of year	<u>277,618,163</u>
End of year	<u>\$303,802,852</u>

The accompanying notes are an integral part of this financial statement

ST. LUCIE COUNTY FIRE DISTRICT
COMBINING SCHEDULE PENSIONS – STATEMENT OF FIDUCIARY NET POSITION
September 30, 2020

NOTE A - SUMMARY OF SIGNIFICANT ACCOUNTING POLICIES

The St. Lucie County Fire District (District) is a special taxing district created by Chapter 59-1806, Laws of Florida, and approved by referendum in 1960. The District is responsible for the fire prevention and protection in St. Lucie County. Chapter 77-645, Laws of Florida, authorized the District to provide the emergency ambulance service for St. Lucie County. The Board of Commissioners is the governing body of the District and consists of two St. Lucie County Commissioners, two City of Ft. Pierce Commissioners, one Commissioner appointed by the governor of the State of Florida and two City of Port St. Lucie Council members.

Scope of Reporting Entity

The accompanying financial statements include all activities and functions over which the District maintains direct manifestations of oversight responsibility, and those organizations where other relationships require their inclusion to conform with generally accepted accounting principles.

This report includes all funds and account groups of the District. The District has no proprietary funds. The specific organization and a summary description of how the specific elements of oversight responsibility were considered in the determination of whether or not to include the organization in the financial statements are presented below:

St. Lucie County Fire District Firefighters' Pension Trust Fund

The St. Lucie County Fire District Firefighters' Pension Trust Fund, (the Fund), a component unit of the St. Lucie County Fire District, is a contributory pension trust established under the provisions of Chapter 175, Florida Statutes, for the benefit of certified firefighters in the St. Lucie County Fire District. The Fund is under the supervision of a local independent Board of Trustees, who are selected for office under the provisions of Florida Statute 175.

On October 18, 2006, the St. Lucie County Fire District approved the creation of a new public employee retirement system for the benefit of certified firefighters in the District. The purpose of the St. Lucie County Fire District Firefighters' Pension Trust Fund was to provide a more complete set of benefits to the firefighters in which the District was the plan sponsor and could authorize additional benefits and enhancements that were not available in the present primary plan for the firefighters which was the City of Fort Pierce Retirement and Benefit System. Effective with the close of activity on April 30, 2007, the assets and liabilities of the St. Lucie County Fire District Chapter 175 Firefighters' Supplemental Pension Trust Fund approximating \$15,500,000 were transferred to the newly established Pension Trust Fund under control of that Board of Trustees. Activities of the Chapter 175 Firefighters' Supplemental Pension Trust Fund are now encompassed by that new Plan. In April, 2007, the applicable net position of the Fort Pierce Retirement and Benefit System, approximating \$89,200,000, were also transferred in to this Plan along with the assets of the Chapter 175 Firefighters' Supplemental Pension Trust Fund.

The accompanying notes are an integral part of this financial statement

ST. LUCIE COUNTY FIRE DISTRICT
COMBINING SCHEDULE PENSIONS – STATEMENT OF FIDUCIARY NET POSITION
September 30, 2020

NOTE A - SUMMARY OF SIGNIFICANT ACCOUNTING POLICIES (CONTINUED)

General Employees Retirement and Benefit System

The General Employees Retirement and Benefit System is a defined benefit pension plan covering all general employees of the District. This system is governed by an independent Board of Trustees who has responsibility for management and fiscal matters. Therefore, the District cannot exercise oversight responsibility over this organization.

Basis of Accounting

The fiscal year of the District is from October 1 to September 30 as established in Chapter 218.33, Florida Statutes. The General Fund is maintained and presented herein on the modified accrual basis of accounting whereby revenues are generally recognized when they become both measurable and available and expenditures are recognized when incurred. Taxes which are collected and remitted by another governmental unit are measurable and available when received. The other two major sources of revenue, charges for services and interest, are recorded when earned. The Pension Trust Funds' accounting records and financial statements are prepared using the accrual basis of accounting. Revenue is recognized when earned; costs and expenses are recognized when incurred. Investments are reported at fair value. Short-term investments are reported at cost, which approximates market value. Securities traded on a national exchange are valued at the last reported sales price.

Budgetary Data

The District exercises the following procedures in establishing the budgetary data reflected in the financial statements:

1. The Clerk-Treasurer and the Fire Chief submit to the Board of Commissioners of the District a tentative proposed operating budget for the ensuing fiscal year. The operating budget includes proposed expenditures and the sources of receipts. The budget is adopted on a basis consistent with generally accepted accounting principles.
2. The budget is advertised and public hearings are conducted to obtain taxpayer comments.
3. The budget is approved by the Board and becomes the basis for the millage levied by the Board.
4. The level of budgetary control is the total budget. The Clerk-Treasurer is authorized to transfer budgeted amounts between line items within the budget with board approval.
5. Amendments by Resolutions to the budget in accordance with the District's charter are not required to be advertised. The Resolutions are approved by the Board at a public meeting.

The accompanying notes are an integral part of this financial statement

ST. LUCIE COUNTY FIRE DISTRICT
 COMBINING SCHEDULE PENSIONS – STATEMENT OF FIDUCIARY NET POSITION
 September 30, 2020

NOTE A - SUMMARY OF SIGNIFICANT ACCOUNTING POLICIES (CONTINUED)

Budgetary Data (continued)

6. Budgeted amounts are as originally adopted, or as amended, in accordance with the District's charter. For financial statement purposes, these amounts are shown as budget transfers and not as budgeted expenditures, if applicable.

Capital Assets

Capital assets include property and equipment. Capital assets are reported in the government-wide financial statements in the applicable governmental columns. Capital assets are defined by the District as depreciable assets with an initial, individual cost of \$5,000 or more and useful lives in excess of one year. Capital assets are recorded at historical cost or estimated historical cost, if actual historical cost is not available. Donated capital assets are recorded at estimated fair value at the date of donation.

The costs of normal maintenance and repairs that do not add to the value of the asset or materially extend assets lives are not capitalized, but are expensed as incurred.

Capital assets are depreciated using the straight-line method over the estimated useful lives of the related assets. The ranges of the useful lives are as follows:

<u>ASSETS</u>	<u>YEARS</u>
Equipment	3 - 5
EMT equipment	5 - 20
Improvements other than buildings	5 - 40
Buildings	30 - 50

Unearned Revenue

Governmental funds report unearned revenue in connection with resources that have been received, but not yet earned.

Deferred Outflows/Inflows of Resources

The statement of net position reports, as applicable, a separate section for deferred outflows of resources. Deferred outflows of resources represent a consumption of net position that applies to future reporting period(s) and so will not be recognized as an outflow of resources (expense/expenditure) until that time. For example, the District would record deferred outflows of resources related to debit amounts resulting from current and advance refundings resulting in the defeasance of debt (i.e. when there are differences between the reacquisition price and the net carrying amount of the old debt).

The accompanying notes are an integral part of this financial statement

ST. LUCIE COUNTY FIRE DISTRICT
COMBINING SCHEDULE PENSIONS – STATEMENT OF FIDUCIARY NET POSITION
September 30, 2020

NOTE A - SUMMARY OF SIGNIFICANT ACCOUNTING POLICIES (CONTINUED)

Deferred Outflows/Inflows of Resources (continued)

The statement of net position reports, as applicable, a separate section for deferred inflows of resources. Deferred inflows of resources represent an acquisition of net position that applies to future reporting period(s) and so will not be recognized as an inflow of resources (revenue) until that time. For example, when an asset is recorded in the governmental fund financial statements, but the revenue is not available, the District reports a deferred inflow of resources until such times as the revenue becomes available.

Basis of Presentation

Government-wide Financial Statements - Government-wide financial statements, including the statement of net position and statement of activities, present information about the District as a whole. These statements include the non-fiduciary financial activity of the primary government and its component units.

Government-wide financial statements are prepared using the economic resources measurement focus. The statement of activities presents a comparison between direct expenses and program revenues for each function or program of the District's governmental activities. Direct expenses are those that are specifically associated with a service, program, or department and are thereby clearly identifiable to a particular function. Program revenues include charges paid by the recipient of the goods or services offered by the program and grants and contributions that are restricted to meeting the operational or capital requirements of a particular program. Revenues that are not classified as program revenues are presented as general revenues, with certain exceptions. The comparison of direct expenses with program revenues identifies the extent to which each governmental function or business segment is self-financing or draws from the general revenues of the District.

The effects of inter-fund activity have been eliminated from the government-wide financial statements.

Fund Financial Statements - Fund financial statements report detailed information about the District in the governmental, proprietary, and fiduciary funds. The focus of governmental fund financial statements is on major funds rather than reporting funds by type. Each major fund is reported in a separate column. Non-major funds are aggregated and reported in a single column. Because the focus of governmental fund financial statements differs from the focus of government-wide financial statements, a reconciliation is presented with each of the governmental fund financial statements.

The accompanying notes are an integral part of this financial statement

ST. LUCIE COUNTY FIRE DISTRICT
COMBINING SCHEDULE PENSIONS – STATEMENT OF FIDUCIARY NET POSITION
September 30, 2020

NOTE A - SUMMARY OF SIGNIFICANT ACCOUNTING POLICIES (CONTINUED)

Basis of Presentation (continued)

Major Governmental Fund Types

General Fund - The general fund is the general operating fund of the District. All general tax revenue and other receipts that are not allocated by law or contractual agreement to another fund are accounted for in this fund. The general operating expenditures, fixed charges and capital improvement costs that are not paid through other funds are paid from the general fund.

Non - Major Governmental Fund Types

Special Revenue Fund - Special revenue funds are established to account for the proceeds of specific revenue sources other than special assessments, expendable trust or major capital projects requiring separate accounting because of legal or regulatory provisions or administrative action.

Component Unit

Trust Funds - Established to account for transactions of the St. Lucie County Fire District Pension Funds which are the Firefighters' Pension Trust Fund and the General Employees Retirement System. These funds are accounted for in the same manner as a proprietary fund.

Encumbrances

Under encumbrance accounting, purchase orders, contracts and other commitments for the expenditure of funds are recorded in order to reserve that portion of the applicable appropriation in the governmental funds. Encumbrances outstanding at year-end are reported as a reserve of fund balance and do not constitute expenditures or liabilities because the commitments will be honored during the subsequent year.

Inventories

Inventories are composed of expendable supplies held for consumption and are stated at cost using the first in first out (FIFO) method.

Reserves

Reserves are reported in the various funds to indicate that a portion of the fund balance is appropriated for expenditures or is legally segregated for a specific future use.

The accompanying notes are an integral part of this financial statement

ST. LUCIE COUNTY FIRE DISTRICT
COMBINING SCHEDULE PENSIONS – STATEMENT OF FIDUCIARY NET POSITION
September 30, 2020

NOTE A - SUMMARY OF SIGNIFICANT ACCOUNTING POLICIES (CONTINUED)

Use of Estimates

The preparation of financial statements in conformity with generally accepted accounting principles requires management to make estimates and assumptions that affect the amounts reported in the financial statements and accompanying notes. Actual results could differ from those estimates.

Subsequent Events

Management has performed an analysis of the activities and transactions subsequent to September 30, 2020, to determine the need for any adjustments to and/or disclosures within the audited financial statements for the year ended September 30, 2020. As a result of the spread of COVID-19, economic uncertainties have risen which are likely to negatively impact operating results, though such potential impact is unknown at this time. Management has performed their analysis through May 27, 2021, the audit completion date.

NOTE B – RESTRICTED NET POSITION AND RESERVATIONS OF FUND BALANCE

Restricted Net Position and Reservations of Fund Balance

In the government-wide financial statements, when both restricted and unrestricted resources are available for use, it is the District's policy to use restricted resources first, then unrestricted resources as they are needed.

The District has implemented GASB 54. This statement establishes fund balance classifications that comprise a hierarchy based primarily on the extent to which a government is bound to observe constraints imposed upon the use of the resources reported in governmental funds. Fund balance classifications, under GASB 54, are Non-spendable, Restricted, Committed, Assigned, and Unassigned. These classifications reflect not only the nature of funds, but also provide clarity to the level of restriction placed upon fund balance. Fund Balance can have different levels of restraint, such as external versus internal compliance requirements. Unassigned fund balance is a residual classification within the general fund. The general fund should be the only fund that reports a positive unassigned balance. In all other funds, unassigned is limited to negative residual fund balance.

The accompanying notes are an integral part of this financial statement

ST. LUCIE COUNTY FIRE DISTRICT
COMBINING SCHEDULE PENSIONS – STATEMENT OF FIDUCIARY NET POSITION
September 30, 2020

**NOTE B – RESTRICTED NET POSITION AND RESERVATIONS OF FUND BALANCE
(CONTINUED)**

In accordance with Governmental Accounting Standards Board Statement 54, Fund Balance Reporting and Governmental Fund Type Definitions, the District classifies governmental fund balances as follows:

Non-spendable – includes fund balance amounts that cannot be spent either because it is not in spendable form or because of legal or contractual requirements. This would include inventories, deposits, and prepaid items.

Spendable Fund Balance

Restricted – includes fund balance amounts that are constrained for specific purposes which are externally imposed by providers, such as creditors or amounts constrained due to constitutional provisions or enabling legislation.

Committed – includes fund balance amounts that can be used only for the specific purposes that are internally imposed by a formal action of the government’s highest level of decision making authority. Commitments may be charged by the government taking the same action that imposed the constraint initially. Contractual obligations are included to the extent that existing resources in the fund have been specifically committed for use in satisfying those contractual obligations.

Assigned – includes spendable fund balance amounts that are intended to be used for specific purposes that are neither considered restricted or committed. This indicates that resources in these funds are, at a minimum, intended to be used for the purposes of that fund. Fund balance may be assigned by the Board of Commissioners or the fire chief, as authorized by the Commissioners.

Unassigned – includes residual positive fund balance within the General Fund which has not been classified within the other above mentioned categories. Unassigned fund balance may also include negative balances for any governmental fund if expenditures exceed amounts restricted, committed, or assigned for those specific purposes.

The accompanying notes are an integral part of this financial statement

ST. LUCIE COUNTY FIRE DISTRICT
 COMBINING SCHEDULE PENSIONS – STATEMENT OF FIDUCIARY NET POSITION
 September 30, 2020

**NOTE B – RESTRICTED NET POSITION AND RESERVATIONS OF FUND BALANCE
 (CONTINUED)**

	GENERAL FUND	SPECIAL REVENUE FUND	TOTAL	TRUST AND AGENCY FUND
Non-spendable				
Encumbrances	\$ 654,076	\$ 55,446	\$ 709,522	\$ -
Employees retirement system	-	-	-	303,802,852
Inventories	262,169	-	262,169	-
Total non-spendable	<u>\$ 916,245</u>	<u>\$ 55,446</u>	<u>\$ 971,691</u>	<u>\$ 303,802,852</u>
Spendable				
Restricted				
Capital improvement	\$ -	\$ 6,608,927	\$ 6,608,927	\$ -
Operational equipment	-	-	-	-
	<u>-</u>	<u>6,608,927</u>	<u>6,608,927</u>	<u>-</u>
Committed				
Unanticipated and emergency	10,226,418	-	10,226,418	-
	<u>10,226,418</u>	<u>-</u>	<u>10,226,418</u>	<u>-</u>
Assigned				
Capital improvement	164,733	644,564	809,297	-
Operations training	-	336,281	336,281	-
Matching funds	198,743	-	198,743	-
Rolling stock	4,189,034	-	4,189,034	-
Total assigned	<u>4,552,510</u>	<u>980,845</u>	<u>5,533,355</u>	<u>-</u>
Unassigned	<u>2,093,080</u>	<u>(21,078)</u>	<u>2,072,002</u>	<u>-</u>
Total fund balances	<u>\$ 17,788,253</u>	<u>\$ 7,624,140</u>	<u>\$ 25,412,393</u>	<u>\$ 303,802,852</u>

The Board funds a capital reserve. The source of funding is any excess undesignated unreserved funds. The committed fund balance shall be no less than twelve percent of the approved budget.

NOTE C - CASH, REPURCHASE AGREEMENTS AND INVESTMENTS

Cash Deposits

Florida statutes require state and local governmental units to deposit monies with a financial institution classified as a "Qualified Public Depository," which is a multiple financial institution pool whereby groups of securities pledged by the various financial institutions provide common collateral for their deposits of public funds. This pool is provided as additional insurance to the federal depository insurance and allows for additional assessments against the member institutions, providing full insurance for public deposits. The District had deposits only with qualifying institutions as of September 30, 2020, or with banks in which depository insurance was sufficient to cover the deposit balance.

The accompanying notes are an integral part of this financial statement

ST. LUCIE COUNTY FIRE DISTRICT
 COMBINING SCHEDULE PENSIONS – STATEMENT OF FIDUCIARY NET POSITION
 September 30, 2020

NOTE C - CASH, REPURCHASE AGREEMENTS AND INVESTMENTS (CONTINUED)

At year end, the District’s carrying amount of cash was \$7,480,541 including petty cash of \$450 and the bank balance was \$6,527,691. Of the bank balance, \$500,000 was insured by federal depository insurance and \$6,027,691 was collateralized by the Florida Public Deposit Security Trust Fund.

Investments

The Fund categorizes its fair value measurements within the fair value hierarchy established by general accepted accounting principles. The hierarchy is based on the valuation inputs used to measure the fair value of the asset. Level 1 inputs are quoted prices in active markets for identical assets; Level 2 inputs are significant other observable inputs; and Level 3 inputs are significant unobservable inputs. The Fund has the following recurring fair value measurement as of September 30, 2020:

Pooled investments:	Fair Value Measurement Using			
	Level 1	Level 2	Level 3	Fair Value
SPIA investment pool, with an interest rate of 2.11%, maturing at no set date	\$ -	\$ 121,467	\$ -	\$ 121,467
FLSAFE investment pool, with an interest rate of .22%, maturing at no set date	-	39,511	-	39,511
FLCLASS investment pool, with an interest rate of .25%, maturing at no set date		8,170,654		8,170,654
FLFIT investment pool				
1-3 year Fund	-	228,748	-	228,747
Commercial Paper Fund	-	5,883,284	-	5,883,283
Uncategorized				
SBA investment pool, with an interest rate of .33%, maturing at no set date	-	-	-	3,476,055
Total pooled investments	\$ -	\$ 14,443,664	\$ -	\$ 17,919,717

The District’s investments held throughout the year are principally the same investments held as of September 30, 2020. Interest income generated on the above investments, for the year ended September 30, 2020, was \$436,730.

The accompanying notes are an integral part of this financial statement

ST. LUCIE COUNTY FIRE DISTRICT
 COMBINING SCHEDULE PENSIONS – STATEMENT OF FIDUCIARY NET POSITION
 September 30, 2020

NOTE C - CASH, REPURCHASE AGREEMENTS AND INVESTMENTS (CONTINUED)

Pension investments:	Market Value	Historical Cost
	<u> </u>	<u> </u>
Corporate bonds and notes	\$ 51,572,472	\$ 56,298,015
U.S. government and federal obligations	22,920,288	10,165,472
Marketable equity securities		
Common stocks	45,105,080	39,790,698
Mutual funds - international equities	18,979,592	13,109,133
Mutual funds - domestic equities	65,097,730	58,982,601
Mutual funds - real estate investment trust	33,868,288	21,039,305
Collective trust	39,807,870	34,761,438
Cash equivalents	<u>23,921,577</u>	<u>23,921,577</u>
 Total pension investments	 <u>\$301,272,897</u>	 <u>\$258,068,239</u>

The accompanying notes are an integral part of this financial statement

ST. LUCIE COUNTY FIRE DISTRICT
COMBINING SCHEDULE PENSIONS – STATEMENT OF FIDUCIARY NET POSITION
September 30, 2020

NOTE C - CASH, REPURCHASE AGREEMENTS AND INVESTMENTS (CONTINUED)

<u>Security description</u>	<u>Years to Maturity</u>					<u>S&P Rating</u>
	<1	1 - 5	5 - 10	10-20	>20	
Corporate bonds and notes	\$1,267,753	\$8,705,026	\$3,483,397	221,124	-	BBB - AAA
U.S. govt. and fed. obligations	451,003	1,506,724	3,195,737	-	-	AAA
Mortgage-backed securities	6,569	5,992,487	-	-	-	AAA
Convertible securities	604,088	17,347,104	2,469,842	216,325	343,193	NR - A+
Mutual Fund	2,273,159	7,934,043	13,940,322	1,382,752	920,185	AAA - D
	<u>\$4,602,572</u>	<u>\$41,485,384</u>	<u>\$23,089,298</u>	<u>\$1,820,201</u>	<u>\$1,263,378</u>	

Pension investments:

	<u>Fair Value Measurement Using</u>			
	<u>Level 1</u>	<u>Level 2</u>	<u>Level 3</u>	<u>Fair Value</u>
Cash Equivalents (Temporary Investment Funds)	\$ 23,921,577	\$ -	\$ -	\$ 23,921,577
Debt securities				
U.S. government securities	-	17,382,330	-	17,382,330
Federal obligations	-	5,537,958	-	5,537,958
Mortgage-backed securities	-	714,286	-	714,286
Corporate debt - domestic	-	46,474,090	-	46,474,090
Corporate debt - international	-	2,152,169	-	2,152,169
Mutual funds - domestic debt	2,231,927	-	-	2,231,927
	<u>2,231,927</u>	<u>72,260,833</u>	<u>-</u>	<u>74,492,760</u>
Equity Securities				
Corporate stocks - domestic	45,105,080	-	-	45,105,080
Mutual funds - international equities	18,979,592	-	-	18,979,592
Mutual funds - domestic equities	60,463,099	4,634,631	-	65,097,730
Limited liability company - real estate investment	-	-	33,868,288	33,868,288
	<u>124,547,771</u>	<u>4,634,631</u>	<u>33,868,288</u>	<u>163,050,690</u>
Collective trust	-	-	-	39,807,870
	<u>\$ 150,701,275</u>	<u>\$76,895,464</u>	<u>\$33,868,288</u>	<u>\$301,272,897</u>

The accompanying notes are an integral part of this financial statement

ST. LUCIE COUNTY FIRE DISTRICT
COMBINING SCHEDULE PENSIONS – STATEMENT OF FIDUCIARY NET POSITION
September 30, 2020

NOTE C - CASH, REPURCHASE AGREEMENTS AND INVESTMENTS (CONTINUED)

Interest Rate Risk. As a means of limiting its exposure to fair value losses arising from rising interest rates, the District's investment policy states that when interest rates are at historically low levels, funds will be placed in short maturities and that when interest rates are at historically high levels, funds may be placed into longer maturities to lock into these yields.

Credit Risk. The District is authorized by Resolution to invest in:

- (1) Local Government Surplus Funds Trust Funds.
- (2) Negotiable direct obligations of the United States Government, or obligations, the principal and interest of which are unconditionally guaranteed by the United States Government.
- (3) Obligations of the federal farm credit banks, the Federal Home Loan Mortgage Corporation, including Federal Home Loan Corporation participation certificates, or the Federal Home Loan Bank or its district banks, or obligations guaranteed by the Government National Mortgage Association, U.S. Treasury, agencies, and instrumentalities.
- (4) Repurchase agreements secured by the types of investments listed above, restricted as to acquisition, term, and market value.
- (5) Interest-bearing time deposits or savings accounts in banks organized under the laws of this state, in national banks organized under the laws of the United States and doing business and situated in this state, in savings and loan associations which are under state supervision, or in federal savings and loan associations located in this state and organized under federal law and federal supervision, provided that any such deposits are secured by collateral as may be prescribed by law.
- (6) Deposits and certificates of deposit in out-of-state banks, savings and loan associations, and other regulated financial institutions insured by the FDIC.
- (7) Full faith and credit direct general obligations of any state, or unlimited tax direct obligations of any political subdivision thereof, to the payment of which the full faith and credit of such political subdivision is pledged, provided that at the time of purchase such obligations are rated in either of the two highest rating categories by a nationally recognized rating agency.

Concentration of Credit Risk. The District places no limit on the amount the District may invest in any one issuer. More than five percent of the District's investments are in SPIA, SBA and FLSAFE investment pools.

The accompanying notes are an integral part of this financial statement

ST. LUCIE COUNTY FIRE DISTRICT
 COMBINING SCHEDULE PENSIONS – STATEMENT OF FIDUCIARY NET POSITION
 September 30, 2020

NOTE D – CAPITAL ASSETS

Capital asset activity for the year ended September 30, 2020:

	BEGINNING BALANCE	INCREASES	DECREASES	ENDING BALANCE
Governmental activities:				
Capital assets, not being depreciated:				
Land	\$ 1,651,234	\$ -	\$ -	\$ 1,651,234
Construction in progress	2,658,458	969,065	2,658,458	969,065
Total capital assets, not being depreciated:	<u>4,309,692</u>	<u>969,065</u>	<u>2,658,458</u>	<u>2,620,299</u>
Capital assets, being depreciated:				
Buildings and improvements	26,519,167	3,454,976	-	29,974,143
Equipment /ambulance equipment	29,122,410	3,293,178	845,112	31,570,476
	<u>55,641,577</u>	<u>6,748,154</u>	<u>845,112</u>	<u>61,544,619</u>
Less accumulated depreciation for:				
Buildings and improvements	(9,974,153)	695,263	-	(10,669,416)
Equipment /ambulance equipment	(17,813,997)	2,171,301	842,332	(19,142,966)
	<u>(27,788,150)</u>	<u>2,866,564</u>	<u>842,332</u>	<u>(29,812,382)</u>
TOTALS	<u>\$ 32,163,119</u>	<u>\$ 4,850,655</u>	<u>\$ 2,661,238</u>	<u>\$ 34,352,536</u>

Depreciation expense in the amount of \$2,866,564 was charged to functions/programs of the primary government's public safety activity.

NOTE E - LONG-TERM DEBT

A summary of changes in the District's indebtedness for the year ended September 30, 2020:

	BEGINNING BALANCE	ADDITIONS	REDUCTIONS	ENDING BALANCE	DUE WITHIN ONE YEAR
Governmental activities:					
Notes and Leases Payable	\$ 976,804	\$ -	\$ 482,444	\$ 494,360	\$ 494,360
Bonds Payable	6,895,895	-	679,999	6,215,896	698,488
Compensated absences	12,982,826	4,456,655	4,546,205	12,893,276	1,160,395
Total governmental	<u>\$ 13,959,630</u>	<u>\$ 4,456,655</u>	<u>\$ 5,708,648</u>	<u>\$ 19,603,532</u>	<u>\$ 2,353,243</u>

The accompanying notes are an integral part of this financial statement

ST. LUCIE COUNTY FIRE DISTRICT
 COMBINING SCHEDULE PENSIONS – STATEMENT OF FIDUCIARY NET POSITION
 September 30, 2020

NOTE E - LONG-TERM DEBT (CONTINUED)

Leases Payable

The District is obligated under a lease payable secured by District vehicles, due in annual principal installment, \$494,360 plus interest at a rate of 2.470% is due August 2021.

Bond Payable

On February 3, 2017 the District issued \$8,700,000 Capital Improvement Bond, Series 2017. The outstanding balance as of September 30, 2020 is \$6,215,896. The Draw bears an interest rate of 2.45% per annum payable April 1 and October 1, commencing October 1, 2017. The Draw shall be repaid over a 7 to 15-year maturity. The District has established accounts to maintain balances in accordance with the bond documents. At September 30, 2020 the District met or exceeded those requirements.

Principal due on notes and bonds payable for each of the years following September 30, 2020 is as follows:

	PRINCIPAL	INTEREST	TOTAL
2021	1,192,848	174,162	1,367,010
2022	717,481	142,699	860,180
2023	736,992	122,922	859,914
2024	757,035	102,605	859,640
2025	777,625	81,735	859,360
Thereafter	2,528,275	268,823	2,797,098
	\$6,710,256	\$ 892,946	\$7,603,202

Vacation and Sick Leave

The District's policy provides for payment to employees, who have completed at least 12 months of service, for the annual leave accrued and not taken at the date of termination. Vacation and sick leave may accumulate up to 480 and 720 hours, respectively. Accumulated vacation and sick leave will be paid up to a maximum of 1,200 hours pursuant to current policy.

For governmental funds, the amounts normally liquidated with expendable available financial resources are accrued in the individual funds for the current portion, and the non-current portion (the amount estimated to be used in subsequent fiscal years) is maintained separately and represents a reconciling item between the fund and government-wide presentation.

The accompanying notes are an integral part of this financial statement

ST. LUCIE COUNTY FIRE DISTRICT
COMBINING SCHEDULE PENSIONS – STATEMENT OF FIDUCIARY NET POSITION
September 30, 2020

NOTE F – RETIREMENT AND BENEFIT SYSTEM

St. Lucie County Fire District administers two single-employer defined benefit pension plans – Retirement System for General Employees of the St. Lucie County Fire District and St. Lucie County Fire District Firefighters’ Pension Trust. These plans provide benefits for all qualifying employees of the District. The financial activities of the plans are reported as Pension Trust funds in the District's combined financial statements. The plan's assets may be used only for the payment of benefits to members of that plan. A summary of significant accounting policies of the Pension funds can be found at Note A. Both of the plans offer a stand-alone financial statement which is available from the plan administrator, the Resource Centers, LLC c/o St. Lucie County Fire District, 5160 NW Milner Drive, Port St. Lucie, Florida.

Basis of Accounting and Method Used to Value Investments

Plan member contributions are recognized in the period in which the contributions are due. Employer contributions to the plan are recognized when due and the employer has made a formal commitment to provide the contributions. Benefits and refunds are recognized when due and payable in accordance with the terms of the plan. Investments are reported at fair value and managed by third party money managers. Securities traded on a national or international exchange are valued at the last reported sales price at current exchange rates where applicable and third party pricing services. Investments that do not have an established market are reported at estimated fair value based on the underlying investments. The Board approved Investment Policy serves as a guideline for the investment managers. The Board recognizes that the obligation to the plans are long-term in nature and its investment policies should be designed for the performance and return over a number of years. The general investment objective is to obtain a reasonable rate of return defined as interest and dividend income plus realized and unrealized appreciation as set forth within the prudent investor rule and within the guidelines of Florida Statutes. For a more detailed and comprehensive list of available investments, including asset allocation and targeted rates of return, the Investment Policy Statement as approved by the board of Trustees should be referenced.

Retirement System for General Employees of the St. Lucie County Fire District

Plan Description

The Retirement System for General Employees of the St. Lucie County Fire District (the Fund) is a defined benefit contributory pension trust established by the Fire District on October 18, 2006, for providing retirement, death and disability benefits to the Fire District general employees. The Fund is under the supervision of a five-member local independent Board of Trustees, who are selected for office under guidelines of the Fund. The Board may make amendments to the plan after approval of the plan sponsor, the St. Lucie County Fire District. The Plan ordinance contains the complete and detailed information regarding the Plan.

The accompanying notes are an integral part of this financial statement

ST. LUCIE COUNTY FIRE DISTRICT
COMBINING SCHEDULE PENSIONS – STATEMENT OF FIDUCIARY NET POSITION
September 30, 2020

NOTE F – RETIREMENT AND BENEFIT SYSTEM (CONTINUED)

Retirement System for General Employees of the St. Lucie County Fire District (continued)

Plan Description (continued)

All full-time employees are eligible to participate on the date of employment. Normal retirement is provided for after 25 years of service or age 60 and 5 years of service. The benefit is calculated at 3% of average final salary times years of continuous service. A deferred retirement option is available and death and disability benefits are also provided. The Plan allows for post-retirement COLA increases dependent on investment returns in excess of actuarial interest assumptions, not to exceed 5%. There have been no COLA increases.

An actuarial valuation of the plan was performed by the Plan's actuarial consultants for the year ended September 30, 2020. The actuarial cost method used in the valuation is the individual entry-age cost method with the level of percent of payroll used for amortizing unfunded liabilities over 10-30 years. The asset valuation method used to determine the actuarial value of assets is 5 year smoothing.

The financial activity of this plan is reported as a pension trust fund in the District's financial statements. The Plan's assets may be used only for the payment of benefits to members of the Plan.

Membership in the Plan consisted of 60 active plan members of which 27 were vested and 33 were non-vested or partially vested at September 30, 2020.

Contributions, Funding Policy and Annual Pension Cost

General Employees of the District are required to pay 3.78% of their Pensionable Wages to the pension plan.

The plan's policy provides for periodic employer contributions at actuarially determined rates that, expressed as percentages of annual covered payroll, are designed to accumulate sufficient assets to pay benefits when due. The Board and sponsor have opted to fund the plan with an annual contribution early in the plan year. Employee contributions are not required for the plan until the employer contribution rate exceeds 28%. Employee contributions would be required for any actuarially determined contribution rate above 28%.

The plan included 35 retirees and/or beneficiaries currently receiving benefits and 24 terminated employees entitled to benefits but not yet receiving them.

The accompanying notes are an integral part of this financial statement

ST. LUCIE COUNTY FIRE DISTRICT
 COMBINING SCHEDULE PENSIONS – STATEMENT OF FIDUCIARY NET POSITION
 September 30, 2020

NOTE F – RETIREMENT AND BENEFIT SYSTEM (CONTINUED)

Retirement System for General Employees of the St. Lucie County Fire District (continued)

Contributions, Funding Policy and Annual Pension Cost (continued)

Total contributions made during fiscal year 2020 amounted to \$1,233,587. The District prepaid the contributions in December of 2019 for fiscal year 2020 and subsequently withheld from employee compensation over the course of the year based on covered payroll. These contributions represented 29% of covered payroll. The actuarially determined contribution is \$1,233,587.

Annual Pension Costs and Related Information

The components of net pension cost, the increase in net pension asset and the net pension asset as of the valuation date of October 1, 2019 for the plan is as follows:

Actuarial determined contribution	\$	1,233,587
Less prepaid contribution		-
Interest on net pension obligation		-
Adjustment to actuarially determined contribution		-
Annual pension cost		1,233,587
Contributions made		(1,233,587)
Increase in net pension liability		-
Beginning of year (excess) deficiency		-
End of year (excess) deficiency	\$	-

On September 30, 2020, the Sponsor reported Deferred Outflows of Resources and Deferred Inflows of Resources related to pensions from the following sources:

	Deferred Outflows of Resources	Deferred Inflows of Resources
Differences between expected and actual results	\$ 631,288	\$ 255,081
Changes of assumptions	255,144	-
Net difference between projected and actual earnings on		
Pension plan investments	461,717	-
Employer contributions subsequent to the measure date	1,233,587	-
TOTAL	\$ 2,581,736	\$ 255,081

The accompanying notes are an integral part of this financial statement

ST. LUCIE COUNTY FIRE DISTRICT
 COMBINING SCHEDULE PENSIONS – STATEMENT OF FIDUCIARY NET POSITION
 September 30, 2020

NOTE F – RETIREMENT AND BENEFIT SYSTEM (CONTINUED)

The outcome of the Deferred Outflows of resources related to pensions resulting from Employer contributions subsequent to the measurement date will be recognized as a reduction of the Net Pension Liability in the year ended September 30, 2020. Amounts reported as Deferred Outflows of Resources and Deferred Inflows of Resources related to pensions will be recognized in Pension Expense as follows:

<u>Fiscal Year</u>	<u>Amount</u>
2021	\$346,621
2022	396,843
2023	231,055
2024	90,631
2025	27,918
Thereafter	-

Retirement System for General Employees of the St. Lucie County Fire District (continued)

Discount Rate:

The Discount Rate used to measure the Total Pension Liability was 7.75 percent.

The projection of cash flows used to determine the Discount Rate assumed that Plan Member Contributions will be made at the current contribution rate and that Sponsor contributions will be made at rates equal to the difference between actuarially determined contribution rates and the Member rate. Based on those assumptions, the Pension Plan’s Fiduciary Net Position was projected to be available to make all projected future benefit payments of current plan members. Therefore, the Long-Term Expected Rate of Return on Pension Plan investments was applied to all periods of projected benefit payments to determine the Total Pension Liability.

	1% Decrease <u>6.75%</u>	Current Discount Rate 7.75%	1% Increase <u>8.75%</u>
Sponsor's net pension liability	\$ 12,018,017	\$ 9,032,979	\$6,527,137

The accompanying notes are an integral part of this financial statement

ST. LUCIE COUNTY FIRE DISTRICT
COMBINING SCHEDULE PENSIONS – STATEMENT OF FIDUCIARY NET POSITION
September 30, 2020

NOTE F – RETIREMENT AND BENEFIT SYSTEM (CONTINUED)

St. Lucie County Fire District Firefighters’ Pension Trust Fund

Plan Description

The St. Lucie County Fire District Firefighters’ Pension Trust Fund, (the Plan), is a contributory pension trust established under the provisions of Chapter 175, Florida Statutes, for the benefit of certified firefighters in the St. Lucie County Fire District. The Fund is under the supervision of a five-member local independent Board of Trustees, who are selected for office under the provisions of Florida Statute 175.

On October 18, 2006, the St. Lucie County Fire District approved the creation of a new public employee retirement system for the benefit of certified firefighters in the District. The purpose of the St. Lucie County Fire District Firefighters’ Pension Trust Fund was to provide a more complete set of benefits to the firefighters in which the District was the plan sponsor and could authorize additional benefits and enhancements that were not available in the present primary plan for the firefighters which was the City of Fort Pierce Retirement and Benefit System.

The financial activity of this plan is reported as a pension trust fund in the District's financial statements. The Plan's assets may be used only for the payment of benefits to members of the Plan.

Membership in the Plan consisted of approximately 349 active plan members at September 30, 2020, of which 276 members are vested or partially vested and 73 are non-vested. There are 222 retirees or beneficiaries presently receiving benefits including 52 DROP retirees plus 23 terminated members entitled to but not yet receiving benefits.

Contributions, Funding Policy and Annual Pension Cost

Firefighters of the District are required to pay 6.0% of their gross earnings to the pension plan.

In 2020, actual contributions were \$16,081,783 (\$14,102,186 employer and \$1,979,597 employee). Employer contributions were pre-funded to the plan as actuarially determined for 2020.

The accompanying notes are an integral part of this financial statement

ST. LUCIE COUNTY FIRE DISTRICT
 COMBINING SCHEDULE PENSIONS – STATEMENT OF FIDUCIARY NET POSITION
 September 30, 2020

NOTE F – RETIREMENT AND BENEFIT SYSTEM (CONTINUED)

St. Lucie County Fire District Firefighters’ Pension Trust Fund (continued)

Annual Pension Costs and Related Information

The components of net pension cost, the increase in net pension asset and the net pension asset as of the valuation date of October 1, 2020 for the plan is as follows:

Actuarial determined contribution	\$	16,315,048
Less prepaid contribution		-
Less allowable state contribution		(2,266,661)
Adjustment to actuarially determined contribution		-
Annual pension cost		14,048,387
Contributions made		(14,102,186)
Increase in net pension liability		(53,799)
Beginning of year (excess) deficiency		-
End of year (excess) deficiency	\$	(53,799)

For the year ended September 30, 2020, the Sponsor will recognize a Pension Expense of \$18,078,247. On September 30, 2020, the Sponsor reported Deferred Outflows of Resources and Deferred Inflows of Resources related to pensions from the following resources:

	Deferred Outflows of Resources	Deferred Inflows of Resources
Differences between expected and actual results	\$ 2,174,781	\$ 4,173,385
Changes of assumptions	7,444,396	-
Net difference between projected and actual earnings on pension plan investments	7,049,297	2,782,359
TOTAL	\$ 16,668,474	\$ 6,955,744

The outcome of the Deferred Outflows of resources related to pensions resulting from Employer and State contributions subsequent to the measurement date will be recognized as a reduction of the Net Pension Liability in the year ended September 30, 2020.

The accompanying notes are an integral part of this financial statement

ST. LUCIE COUNTY FIRE DISTRICT
 COMBINING SCHEDULE PENSIONS – STATEMENT OF FIDUCIARY NET POSITION
 September 30, 2020

NOTE F – RETIREMENT AND BENEFIT SYSTEM (CONTINUED)

St. Lucie County Fire District Firefighters’ Pension Trust Fund (continued)

Annual Pension Costs and Related Information (continued)

Amounts reported as Deferred Outflows of Resources and Deferred Inflows of Resources related to pensions will be recognized in Pension Expense as follows:

<u>Fiscal Year</u>	<u>Amount</u>
2022	2,138,481
2023	3,231,475
2024	2,753,148
2025	203,342
2026	802,676
Thereafter	583,608

Discount Rate:

The Discount Rate used to measure the Total Pension Liability was 7.60 percent.

The projection of cash flows used to determine the Discount Rate assumed that Plan Member Contributions will be made at the current contribution rate and that Sponsor contributions will be made at rates equal to the difference between actuarially determined contribution rates and the Member rate. Based on those assumptions, the Pension Plan’s Fiduciary Net Position was projected to be available to make all projected future benefit payments of current plan members. Therefore, the Long-Term Expected Rate of Return on Pension Plan investments was applied to all periods of projected benefit payments to determine the Total Pension Liability.

	<u>1% Decrease</u>	<u>Current Discount Rate</u>	<u>1% Increase</u>
	6.60%	7.60%	8.60%
Sponsor's net pension liability	\$ 152,100,139	\$ 110,085,524	\$ 74,807,358

Required Supplementary Information (Unaudited)

The schedule of funding progress, schedule of contributions from the employer and other contributing entities, and schedule of net pension liability to the sponsor can be found in the required supplementary information section of this annual financial report.

The accompanying notes are an integral part of this financial statement

ST. LUCIE COUNTY FIRE DISTRICT
COMBINING SCHEDULE PENSIONS – STATEMENT OF FIDUCIARY NET POSITION
September 30, 2020

NOTE G - TAXES

The District's tax revenue is levied annually on real and personal property located in St. Lucie County on January 1 of the prior year. The assessed value on which the 2019-2020 levy was based was approximately \$22.3 billion. The assessed values are established by the St. Lucie County Property Appraiser. Tax collections by the St. Lucie County Tax Collector normally begin in November of each year with a due date of March 31 of the following year. Current tax collections for the year ended September 30, 2020 were approximately 96.51% of the total tax levied. The tax millage rate for the 2019-2020 fiscal year was 3.0000 mills.

NOTE H - LEASES

The District leases land for two of its fire stations; Pepper-Beach Park and Lakewood Park. Pepper-Beach Park property is owned by the State of Florida and leased to St. Lucie County. The District entered into a 50-year nonmonetary lease with St. Lucie County dated October 31, 1984. The Lakewood Park property is owned by the Lakewood Park Property Owners Association. The District entered into a 99-year lease with the Association on May 12, 1976, effective June 1, 1976, for the annual consideration of one dollar.

In August of 2008, the District entered into a lease agreement with St. Lucie County ending March 14, 2058. In conjunction with an Inter-local agreement, the District has invested significant funds towards firefighting and rescue services for the St. Lucie International Airport. In consideration and recognition of these funds and services the District shall pay no further rent to the lessor during the terms of the lease, unless it is subsequently shown that the cost of providing the services as set forth in the agreement no longer equates to, at least, the established fair market rental value of the Lease Premises.

NOTE I – POST RETIREMENT HEALTH CARE AND LIFE INSURANCE BENEFITS

In addition to providing pension benefits, the District provides certain health care and life insurance benefits for 32 retired employees whose retirement was prior to April 1, 1998. Those and similar benefits for active employees are funded by way of payment of contributions to a separate Retirement Health Insurance. The Trust provides various insurance benefits to the members for partial premiums on various policies and subsequently through a self-insured plan which uses the services of an independent plan administrator. The District recognizes the cost of providing such benefits to these retirees by expensing insurance premiums, which were \$212,884 for the year ended September 30, 2020.

The accompanying notes are an integral part of this financial statement

ST. LUCIE COUNTY FIRE DISTRICT
 COMBINING SCHEDULE PENSIONS – STATEMENT OF FIDUCIARY NET POSITION
 September 30, 2020

**NOTE I – POST RETIREMENT HEALTH CARE AND LIFE INSURANCE BENEFITS
 (CONTINUED)**

Annual OPEB Cost and Net OPEB Obligation

The District’s annual other postemployment benefit (OPEB) cost (expense) is calculated based on their Actuarially Determined Contribution of the employer (ADC), an amount actuarially determined in accordance with the parameters of new GASB Statement 75. The ADC will be calculated by the actuary and must be a reasonable and actuarially based method for recognizing benefits earned during the present fiscal year and benefits previously earned but not yet reflected in the Net OPEB Obligation. The following table shows the components of the District’s annual OPEB cost for the year, the amount actually contributed to the plan, and changes in the District’s net OPEB obligation:

The District’s annual OPEB cost, the percentage of annual OPEB cost contributed to the plan, and the net OPEB obligation for 2020, and the year then ended, is as follows:

Annual OPEB Cost and Net OPEB Obligation (continued)

FISCAL YEAR ENDING	ANNUAL OPEB COST	AMOUNT CONTRIBUTE D	PERCENTAGE OF ANNUAL OPEB COST CONTRIBUTED	NET OPEB OBLIGATION
9/30/2018	3,037,026	1,027,194	33.82%	36,980,404
9/30/2019	2,289,276	975,245	42.60%	33,309,661
9/30/2020	2,539,110	1,065,372	41.96%	39,203,226

	Deferred Outflows of Resources	Deferred Inflows of Resources
Differences between expected and actual experience	\$ -	\$ 145,413
Changes of assumptions and other inputs	3,275,050	5,644,450
Benefits Paid after the Measurement Date	1,065,372	-
TOTAL	\$ 4,340,422	\$ 5,789,863

The accompanying notes are an integral part of this financial statement

ST. LUCIE COUNTY FIRE DISTRICT
REQUIRED SUPPLEMENTARY INFORMATION
UNAUDITED

Retirement System for General Employees of the St. Lucie County Fire District

ACTUARIALLY DETERMINED CONTRIBUTIONS

FISCAL YEAR	ACTUARIALLY DETERMINED CONTRIBUTION	CONTRIBUTIONS IN RELATION TO ACTUARIALLY DETERMINED CONTRIBUTIONS	CONTRIBUTION (EXCESS) DEFICIENCY	COVERED PAYROLL	CONTRIBUTION AS A % OF COVERED PAYROLL
2014	702,300	702,300	-	3,103,328	23%
2015	735,269	744,779	(9,510)	3,406,109	22%
2016	776,518	767,008	9,510	3,487,284	22%
2017	901,184	901,184	-	3,505,587	26%
2018	1,142,444	1,142,444	-	3,924,067	29%
2019	1,173,176	1,212,067	(38,891)	4,249,746	29%
2020	1,233,587	1,233,587	-	4,273,654	29%

Notes to Schedule:

Valuation Date: 10-1-18 Actuarially determined contribution rates are calculated as of October 1, two years prior to the end of the fiscal year in which contributions are reported.

Methods and assumptions used to determine contribution rates:

Funding Method: Entry Age Normal Actuarial Cost Method, with application of the following funding loads:

- Interest- none (based on assumption that the District will make a lump sum deposit at the beginning of the year).
- Salary –a full year, utilizing the current 5.23% assumption.

Amortization Method: Level percentage of pay, closed.

Remaining Amortization Period: 28 Years (as of 10/01/2017)

Actuarial Asset Method: The Actuarial value of Assets utilizes a five –year smoothing methodology. The annual difference between expected and actual investment earnings (Market Value, net of investment-related expenses), is phased in over a five year period.

Salary Increases: 4.0% - 7.5%

Payroll Growth: 2.31% per year. (previously 2.83%) Administrative Expenses: \$67,279 annually, based on actual incurred during the prior fiscal year.

Interest Rate: 8% per year compounded annually, net of investment related expenses.

ST. LUCIE COUNTY FIRE DISTRICT
REQUIRED SUPPLEMENTARY INFORMATION
UNAUDITED

St. Lucie County Fire District Firefighters' Pension Trust Fund

ACTUARIALLY DETERMINED CONTRIBUTIONS

Fiscal Year Ended September 30,	Actuarial Valuation Date	Actuarially Determined Contribution	Contributions in relation to Actuarially Determined Contributions	Contribution Excess (deficiency)	Covered Payroll	Contribution as % of Covered Payroll
2014	2012	8,634,940	8,634,940	-	31,156,266	27.71%
2015	2013	9,931,824	9,931,824	-	32,510,512	30.55%
2016	2014	11,877,064	11,877,063	-	30,282,933	39.22%
2017	2015	13,072,033	13,072,033	-	29,737,023	43.96%
2018	2016	14,412,592	14,544,741	132,149	34,385,000	42.30%
2019	2017	15,273,245	15,611,677	338,432	31,838,334	49.03%
2020	2018	16,315,048	16,368,847	53,799	32,236,603	50.78%

Notes to Schedule

Valuation Date: October 1, 2018

Actuarially determined contribution rates are calculated as of October 1, two years prior to the end of the fiscal year in which contributions are reported.

Methods and assumptions used to determine Net Pension Liability:

Actuarial Cost Method:	Entry Age Normal Actuarial Cost Method
Amortization Method:	Level Percent of Pay for 2015 Fresh Start amortization base; Level Dollar for all other amortization bases; Closed; 29 years remaining
Actuarial Value of Assets:	The Actuarial Value of Assets utilizes a five-year smoothing methodology.
Inflation:	2.7% per year
Mortality:	RP-2000 Combined Healthy Participant Mortality Table (for pre-retirement mortality) and the RP-2000 Mortality Table for Annuitants (for postretirement mortality) These are the same rates used for the Special Risk Class members in the July 1, 2018 Actuarial Valuation of the Florida Retirement System (FRS).
Salary Increases:	5.5% - 25.0% depending on service, including inflation. Projected benefit at retirement of termination is increased 11% to account for non-regular compensation.
Retirement Age:	Experience-based table of rates that are specific to the type of eligibility condition.
Interest Rate:	8% per year

ST. LUCIE COUNTY FIRE DISTRICT
REQUIRED SUPPLEMENTARY INFORMATION
SCHEDULE OF NET PENSION LIABILITY OF THE SPONSOR
UNAUDITED

Retirement System for General Employees of the St. Lucie County Fire District

	2020	2019	2018	2017	2016	2015	2014
Total pension liability							
Service Cost	\$ 568,397	\$ 581,841	\$ 555,937	\$ 534,619	\$ 465,817	\$ 401,536	\$ 427,957
Interest	1,892,852	1,772,916	1,699,376	1,552,067	1,371,489	1,311,410	1,228,609
Changes of benefits	43,493	2,711	-	-	380	-	-
Difference between expected & actual experience	181,562	167,506	(334,676)	651,945	497,174	(191,787)	-
Changes of assumptions	909,118	-	-	-	765,434	-	-
Contributions- Buy Back	-	-	-	52,088	-	-	131,524
Benefit Payments (Including refunds on termination)	(1,064,472)	(1,041,745)	(1,018,266)	(923,078)	(899,921)	(769,746)	(683,561)
Net Change in Total Pension Liability	2,530,950	1,483,229	902,371	1,867,641	2,200,373	751,413	1,104,529
Total Pension Liability -Beginning	23,580,994	22,097,765	21,195,394	19,327,753	17,127,380	16,375,967	15,271,438
Total Pension Liability -Ending (a)	<u>\$ 26,111,944</u>	<u>\$ 23,580,994</u>	<u>\$ 22,097,765</u>	<u>\$ 21,195,394</u>	<u>\$ 19,327,753</u>	<u>\$ 17,127,380</u>	<u>\$ 16,375,967</u>
Plan Fiduciary Net Position							
Contributions -Employer	\$ 1,233,587	\$ 1,212,067	\$ 1,142,444	\$ 901,184	\$ 767,008	\$ 744,779	\$ 702,300
Contributions -Employee	157,199	117,323	69,045	68,024	69,743	62,017	-
Contributions -Buy Back	-	-	-	52,088	-	-	131,524
Net Investment Income	1,326,456	590,655	935,615	1,214,052	1,005,074	(339,049)	977,459
Benefit Payments (Including refunds on termination)	(1,064,472)	(1,041,745)	(1,018,266)	(923,078)	(899,921)	(769,746)	(683,561)
Administrative Expense	(60,440)	(73,549)	(61,766)	(67,279)	(52,045)	(59,018)	(51,972)
Net Change in Plan Fiduciary Net Position	1,592,330	804,751	1,067,072	1,244,991	889,859	(361,017)	1,075,750
Plan Fiduciary Net Position -Beginning	15,486,635	14,681,884	13,614,812	12,369,821	11,479,962	11,840,979	10,765,229
Plan Fiduciary Net Position -Ending (b)	<u>\$ 17,078,965</u>	<u>\$ 15,486,635</u>	<u>\$ 14,681,884</u>	<u>\$ 13,614,812</u>	<u>\$ 12,369,821</u>	<u>\$ 11,479,962</u>	<u>\$ 11,840,979</u>
Net Pension Liability -Ending (a) -(b)	<u>\$ 9,032,979</u>	<u>\$ 8,094,359</u>	<u>\$ 7,415,881</u>	<u>\$ 7,580,582</u>	<u>\$ 6,957,932</u>	<u>\$ 5,647,418</u>	<u>\$ 4,534,988</u>
Plan Fiduciary Net Position as a Percentage of Total Pension Liability	65.41%	65.67%	66.44%	64.23%	64.00%	67.03%	72.31%
Covered Employee Payroll	\$ 4,273,654	\$ 4,249,746	\$ 3,924,067	\$ 3,505,587	\$ 3,487,284	\$ 3,406,109	\$ 3,103,328
Net Pension Liability as a Percentage Of Covered Employee Payroll	211.36%	190.47%	188.98%	216.24%	199.52%	165.80%	146.13%

ST. LUCIE COUNTY FIRE DISTRICT
REQUIRED SUPPLEMENTARY INFORMATION
SCHEDULE OF NET PENSION LIABILITY OF THE SPONSOR
UNAUDITED

St. Lucie County Fire District Firefighters' Pension Trust Fund

	2020	2019	2018	2017	2016	2015	2014
Total pension liability							
Service cost	\$ 8,669,135	\$ 8,544,622	\$ 8,739,717	\$ 8,413,158	\$ 7,617,762	\$ 6,756,436	\$ 6,448,008
Interest	29,501,465	27,873,646	26,235,299	24,806,668	22,704,064	21,443,603	20,052,241
Change in excess state money	-	100,541	19,663	(600,000)	-	146,952	341,222
Changes of benefit terms	(77,188)	2,213	-	-	-	-	-
Differences between expected and actual experience	(1,964,741)	(1,303,360)	(446,737)	(2,212,835)	5,799,419	(2,639,844)	-
Changes of assumptions	8,384,417	-	-	-	880,921	-	-
Contributions - buy back	-	-	148,879	66,116	436,534	181,859	62,591
Benefit payments, including refunds of employee contributions	(15,604,833)	(14,384,053)	(14,157,492)	(12,926,081)	(11,090,001)	(10,605,241)	(8,353,250)
Net change in total pension liability	28,908,255	20,833,609	20,539,329	17,547,026	26,348,699	15,283,765	18,550,812
Total pension liability - beginning	367,901,593	347,067,984	326,528,655	308,981,629	282,632,930	267,349,165	248,798,353
Total pension liability - ending (a)	<u>\$ 396,809,848</u>	<u>\$ 367,901,593</u>	<u>\$ 347,067,984</u>	<u>\$ 326,528,655</u>	<u>\$ 308,981,629</u>	<u>\$ 282,632,930</u>	<u>\$ 267,349,165</u>
Plan fiduciary net position							
Contributions - employer	\$ 14,102,186	\$ 13,499,356	\$ 12,432,420	\$ 10,491,862	\$ 9,857,950	\$ 8,012,096	\$ 6,715,212
Contributions - state	2,266,661	2,212,862	2,131,983	1,980,171	2,019,113	2,066,680	2,260,950
Contributions - employee	2,237,514	1,746,633	1,375,400	1,360,489	769,108	736,011	156,280
Contributions - buy back	-	-	148,879	66,116	436,534	181,859	62,591
Net investment income	21,747,827	9,842,866	16,126,023	20,363,126	15,705,167	(4,740,495)	16,072,750
Benefit payments, including refunds of employee contributions	(15,604,833)	(14,384,053)	(14,157,492)	(12,926,081)	(11,090,001)	(10,605,241)	(8,353,250)
Administrative expense	(171,702)	(130,794)	(137,126)	(145,313)	(121,137)	(118,004)	(109,156)
Other	865,960	-	-	-	-	-	-
Net change in plan fiduciary net position	25,443,613	12,786,870	17,920,087	21,190,370	17,576,734	(4,467,094)	16,805,377
Plan fiduciary net position - beginning	261,280,711	248,493,841	230,573,754	209,383,384	191,806,650	196,273,744	179,468,367
Plan fiduciary net position - ending (b)	<u>\$ 286,724,324</u>	<u>\$ 261,280,711</u>	<u>\$ 248,493,841</u>	<u>\$ 230,573,754</u>	<u>\$ 209,383,384</u>	<u>\$ 191,806,650</u>	<u>\$ 196,273,744</u>
Net pension liability - ending (a) - (b)	<u>\$ 110,085,524</u>	<u>\$ 106,620,882</u>	<u>\$ 98,574,143</u>	<u>\$ 95,954,901</u>	<u>\$ 99,598,245</u>	<u>\$ 90,826,280</u>	<u>\$ 71,075,421</u>
Plan fiduciary net position as a percentage of the total pension liability	72.26%	71.02%	71.60%	70.61%	67.77%	67.86%	73.41%
Covered employee payroll	\$ 32,236,603	\$ 31,838,334	\$ 34,385,000	\$ 29,737,023	\$ 30,282,933	\$ 32,510,512	\$ 31,156,266
Net pension liability as a percentage of covered employee payroll	341.49%	334.88%	286.68%	322.68%	328.89%	279.38%	228.13%

ST. LUCIE COUNTY FIRE DISTRICT
REQUIRED SUPPLEMENTARY INFORMATION
SCHEDULE OF CHANGES IN NET OPEB LIABILITY AND RELATED RATIOS

	<u>2020</u>	<u>2019</u>	<u>2018</u>
Service costs	\$ 1,732,992	\$ 1,997,669	\$ 2,121,657
Interest	1,323,458	1,346,257	1,192,425
Change of benefit terms	48,497	-	-
Differences between expected and actual experience	-	(196,435)	-
Changes of assumptions	3,763,863	(5,791,040)	(2,188,744)
Benefit payments	(975,245)	(1,027,194)	(977,186)
Annual OPEB cost (expense)	<u>5,893,565</u>	<u>(3,670,743)</u>	<u>148,152</u>
Net OPEB obligation, beginning of year (restated)	<u>33,309,661</u>	<u>36,980,404</u>	<u>36,832,252</u>
Net OPEB obligation, end of year	<u>\$ 39,203,226</u>	<u>\$ 33,309,661</u>	<u>\$ 36,980,404</u>
Covered employee payroll	\$ 36,088,080	\$ 36,396,490	\$ 39,703,900
Net OPEB liability as a percentage of covered employee payroll	108.63%	91.52%	93.14%

Notes to schedule

The actuarial methods and assumptions used to calculate the total OPEB liability are described in Note I to the financial statements.

The net OPEB liability amount presented for each fiscal year was determined as of September 30 measurement date prior to the fiscal year-end.

The schedule is intended to present ten years of data. Additional years of data will be presented as they become available.

The District has not presented a Schedule of Contributions since an actuarially determined contribution has not been calculated and there is no contractually or statutorily determined contribution applicable to the District.

ST. LUCIE COUNTY FIRE DISTRICT
COMBINING SCHEDULE PENSIONS – STATEMENT OF FIDUCIARY NET POSITION
September 30, 2020

**NOTE I – POST RETIREMENT HEALTH CARE AND LIFE INSURANCE BENEFITS
(CONTINUED)**

Funded Status and Funding Progress

In the September 30, 2019 actuarial valuation, the individual entry-age normal actuarial cost method was used. The actuarial assumptions included a 2.75% investment rate of return (net of administrative expenses), which is a blended rate of the expected long-term investment returns on plan assets and on the District's own investments calculated based on the funded level of the plan at the valuation date, and an annual healthcare cost trend rate of 10% initially, reduced by decrements to an ultimate rate of 4.24% after ten years. Both rates included a 2.5% inflation assumption. The actuarial value of assets was determined using techniques that spread the effects of short-term volatility in the market value of investments over a five-year period. The UAAL is being amortized at a rate of 2.75%.

As of October 1, 2019, the most recent actuarial valuation date, the plan was not funded. As a result, the unfunded actuarial accrued liability (UAAL) for benefits was \$39,203,226. The total payroll was \$36,088,080 and the ratio of the UAAL to the total payroll was 108.63%.

Actuarial valuations of an ongoing plan involve estimates of the value of reported amounts and assumptions about the probability of occurrence of events far into the future. Examples include assumptions about future employment, mortality, and the healthcare cost trend. Amounts determined regarding the funded status of the plan and the annual required contributions of the employer are subject to continual revision as actual results are compared with past expectations and new estimates are made about the future. The schedule of funding progress, presented as required supplementary information following the notes to the financial statements, presents multiyear trend information about whether the actuarial value of plan assets is increasing or decreasing over time relative to the actuarial accrued liabilities for benefits.

Actuarial Methods and Assumptions

Projections of benefits for financial reporting purposes are based on the substantive plan (the plan as understood by the employer and the plan members) and include the types of benefits provided at the time of each valuation and the historical pattern of sharing of benefit costs between the employer and plan members to that point. The actuarial methods and assumptions used include techniques that are designed to reduce the effects of short-term volatility in actuarial accrued liabilities and the actuarial value of assets, consistent with the long-term perspective of the calculations.

NOTE J - CONTINGENCIES

The District is a defendant from time to time in various lawsuits arising in the normal course of business, including claims for property damages, personal injuries, and personnel practices. In the opinion of management, the ultimate outcome of these lawsuits, some of which are covered by insurance, will not have a material adverse effect on the District's financial position.

The accompanying notes are an integral part of this financial statement

INDEPENDENT AUDITOR'S REPORT ON INTERNAL CONTROL OVER FINANCIAL
REPORTING AND ON COMPLIANCE AND OTHER MATTERS BASED ON AN AUDIT OF
FINANCIAL STATEMENTS PERFORMED IN ACCORDANCE WITH *GOVERNMENT AUDITING
STANDARDS*

To the Chairman and Members of the Board of Commissioners
St. Lucie County Fire District
Fort Pierce, Florida

We have audited in accordance with the auditing standards generally accepted in the United States of America and the standards applicable to the financial audits contained in *Government Auditing Standards* issued by the Comptroller General of the United States, the financial statements of the governmental activities and each major fund of St. Lucie County Fire District, Florida, as of September 30, 2020 and for the year ended, which collectively comprise the St. Lucie County Fire District, Florida's basic financial statements and have issued our report thereon dated May 27, 2021.

Internal Control Over Financial Reporting

In planning and performing our audit, we considered the St. Lucie County Fire District, Florida's internal control over financial reporting (internal control) to determine the audit procedures that are appropriate in the circumstances for the purpose of expressing our opinions on the financial statements, but not for the purpose of expressing an opinion on the effectiveness of the St. Lucie County Fire District, Florida's internal control. Accordingly, we do not express an opinion on the effectiveness of the St. Lucie County Fire District, Florida's internal control.

A deficiency in internal control exists when the design or operation of a control does not allow management or employees, in the normal course of performing their assigned functions, to prevent or detect misstatements on a timely basis. A *material weakness* is a deficiency, or a combination of deficiencies, in internal control such that there is a reasonable possibility that a material misstatement of the entity's financial statements will not be prevented, or detected and corrected on a timely basis. A *significant deficiency* is a deficiency, or a combination of deficiencies, in internal control that is less severe than a material weakness, yet important enough to merit attention by those charged with governance.

Our consideration of internal control was for the limited purpose described in the first paragraph of this section and was not designed to identify all deficiencies in internal control that might be material weaknesses or, significant deficiencies. Given these limitations, during our audit we did not identify any deficiencies in internal control that we consider to be material weaknesses. However, material weaknesses may exist that have not been identified.

Compliance and Other Matters

As part of obtaining reasonable assurance about whether St. Lucie County Fire District, Florida's financial statements are free of material misstatement, we performed tests of its compliance with certain provisions of laws, regulations, contracts, and grant agreements, noncompliance with which could have a direct and material effect on the determination of financial statement amounts. However, providing an opinion on compliance with those provisions was not an objective of our audit, and accordingly, we do not express such an opinion. The results of our tests disclosed no instances of noncompliance or other matters that are required to be reported under *Government Auditing Standards*.

Purpose of this Report

The purpose of this report is solely to describe the scope of our testing of internal control and compliance and the results of that testing, and not to provide an opinion on the effectiveness of the entity's internal control or on compliance. This report is an integral part of an audit performed in accordance with *Government Auditing Standards* in considering the entity's internal control and compliance. Accordingly, this communication is not suitable for any purpose.

DiBartolomeo, McBee, Hartley & Barnes

DiBartolomeo, McBee, Hartley & Barnes, P.A.

Fort Pierce, Florida

May 27, 2021

ST. LUCIE COUNTY FIRE DISTRICT
SCHEDULE OF EXPENDITURES OF FEDERAL AWARDS AND STATE FINANCIAL ASSISTANCE
For the Year Ended September 30, 2020

Description	CFDA/ CSFA Number	Contract Grant Number	Expenditures
<u>FEDERAL PROGRAMS:</u>			
<u>U.S. Department of Homeland Security</u>			
Passed Through Florida State Department of Community Affairs:			
Assistance to Firefighters Grant - Fire Prev. & Safety	97.044	EMW-2018-FO-02453	625,000
CARES Act - Provider Relief Fund	93.498		154,915
TOTAL FEDERAL FINANCIAL ASSISTANCE			\$ 779,915
<u>STATE PROGRAMS:</u>			
<u>Florida Department of Health - Bureau of EMS</u>			
Emergency Services County Grant	64.005	C8059	\$ 46,239
<u>Florida Department of Health - Bureau of EMS</u>			
Emergency Medical Services Matching Grant	64.003	M7008	\$ 35,587
TOTAL STATE FINANCIAL ASSISTANCE			\$ 81,826

INDEPENDENT AUDITOR'S REPORT ON COMPLIANCE FOR EACH MAJOR PROGRAM
AND ON INTERNAL CONTROL OVER COMPLIANCE REQUIRED BY THE UNIFORM
GUIDANCE

To the Chairman and Members of the Board of Commissioners
St. Lucie County Fire District
Fort Pierce, Florida

Report on Compliance for Each Major Federal Program

We have audited the St. Lucie County Fire District, Florida, compliance with the types of compliance requirements described in the OMB Compliance Supplement that could have a direct and material effect on each of the St. Lucie County Fire District, Florida, major federal programs for the year ended September 30, 2020. St. Lucie County Fire District, Florida, major federal programs are identified in the summary of auditor's results section of the accompanying schedule of findings and questioned costs.

Management's Responsibility

Management is responsible for compliance with federal statutes, regulations, and the terms and conditions of its federal awards applicable to its federal programs.

Auditor's Responsibility

Our responsibility is to express an opinion on compliance for each of the St. Lucie County Fire District, Florida, major federal programs based on our audit of the types of compliance requirements referred to above. We conducted our audit of compliance in accordance with auditing standards generally accepted in the United States of America; the standards applicable to financial audits contained in Government Auditing Standards, issued by the Comptroller General of the United States; and the audit requirements of Title 2 U.S. Code of Federal Regulations Part 200, Uniform Administrative Requirements, Cost Principles, and Audit Requirements for Federal Awards (Uniform Guidance). Those standards and the Uniform Guidance require that we plan and perform the audit to obtain reasonable assurance about whether noncompliance with the types of compliance requirements referred to above that could have a direct and material effect on a major federal program occurred. An audit includes examining, on a test basis, evidence about the St. Lucie County Fire District, Florida, compliance with those requirements and performing such other procedures as we considered necessary in the circumstances.

We believe that our audit provides a reasonable basis for our opinion on compliance for each major federal program. However, our audit does not provide a legal determination of the St. Lucie County Fire District, Florida, compliance.

Opinion on Each Major Federal Program

In our opinion, the St. Lucie County Fire District, Florida, complied, in all material respects, with the types of compliance requirements referred to above that could have a direct and material effect on each of its major federal programs for the year ended September 30, 2020.

Report on Internal Control over Compliance

Management of the St. Lucie County Fire District, Florida, is responsible for establishing and maintaining effective internal control over compliance with the types of compliance requirements referred to above. In planning and performing our audit of compliance, we considered the St. Lucie County Fire District, Florida, internal control over compliance with the types of requirements that could have a direct and material effect on each major federal program to determine the auditing procedures that are appropriate in the circumstances for the purpose of expressing an opinion on compliance for each major federal program and to test and report on internal control over compliance in accordance with the Uniform Guidance, but not for the purpose of expressing an opinion on the effectiveness of internal control over compliance. Accordingly, we do not express an opinion on the effectiveness of the St. Lucie County Fire District, Florida, internal control over compliance.

A deficiency in internal control over compliance exists when the design or operation of a control over compliance does not allow management or employees, in the normal course of performing their assigned functions, to prevent, or detect and correct, noncompliance with a type of compliance requirement of a federal program on a timely basis. A material weakness in internal control over compliance is a deficiency, or a combination of deficiencies, in internal control over compliance, such that there is a reasonable possibility that material noncompliance with a type of compliance requirement of a federal program will not be prevented, or detected and corrected, on a timely basis. A significant deficiency in internal control over compliance is a deficiency, or a combination of deficiencies, in internal control over compliance with a type of compliance requirement of a federal program that is less severe than a material weakness in internal control over compliance, yet important enough to merit attention by those charged with governance.

Our consideration of internal control over compliance was for the limited purpose described in the first paragraph of this section and was not designed to identify all deficiencies in internal control over compliance that might be material weaknesses or significant deficiencies. We did not identify any deficiencies in internal control over compliance that we consider to be material weaknesses. However, material weaknesses may exist that have not been identified.

The purpose of this report on internal control over compliance is solely to describe the scope of our testing of internal control over compliance and the results of that testing based on the requirements of the Uniform Guidance. Accordingly, this report is not suitable for any other purpose.

DiBartolomeo, McBee, Hartley & Barnes

DiBartolomeo, McBee, Hartley & Barnes, P.A.

Fort Pierce, Florida

May 27, 2021

ST. LUCIE COUNTY FIRE DISTRICT
SCHEDULE OF FINDINGS AND QUESTIONED COSTS – FEDERAL AWARDS
For the Year Ended September 30, 2020

I. Summary of Auditor Findings

1. The independent certified public accountant’s report expresses an unmodified opinion on the combined financial statements of the District.
2. No material weaknesses or significant deficiencies were disclosed during the audit of the financial statements.
3. No instances of non-compliance material to the financial statements were disclosed during the audit.
4. No material weaknesses were disclosed during the audit of the major federal awards programs.
5. The independent certified public accountant’s report on compliance for the major federal awards programs expresses an unmodified opinion.
6. There were no audit findings relative to the major federal awards programs.
7. The programs tested as major programs were as follows:

Federal Programs:
CFDA Number: 97.044 Assistance to Firefighters Grant
8. The threshold for distinguishing between Type A and Type B programs was \$750,000 for major federal programs.
9. The District was determined to be a low risk auditee for federal program testing pursuant to Uniform Guidance.

II. Financial Statement Findings

There were no financial statement findings required to be reported in accordance with *Government Auditing Standards*.

III. Federal Program Findings and Questioned Costs

There were no audit findings that are required to be reported in accordance with CFR 200.

IV. Summary Schedule of Prior Audit Findings

There were no prior audit findings.

INDEPENDENT AUDITOR'S REPORT ON COMPLIANCE WITH THE REQUIREMENTS
OF SECTION 218.415, FLORIDA STATUTES, REQUIRED BY RULE 10.556(10) OF THE AUDITOR
GENERAL OF THE STATE OF FLORIDA

To the Chairman and Members of the Board of Commissioners
St. Lucie County Fire District
Fort Pierce, Florida

We have examined the District's compliance with the requirements of Section 218.415, Florida Statutes with regards to the District's investments during the year ended September 30, 2020. Management is responsible for the District's compliance with those requirements. Our responsibility is to express an opinion on the District's compliance based on our examination.

Our examination was conducted in accordance with attestation standards established by the American Institute of Certified Public Accountants and, accordingly, included examining, on a test basis, evidence about the District's compliance with those requirements and performing such other procedures as we considered necessary in the circumstances. We believe that our examination provides a reasonable basis for our opinion. Our examination does not provide a legal determination on the District's compliance with specified requirements.

In our opinion, the District complied, in all material respects, with the aforementioned requirements for the year ended September 30, 2020.

DiBartolomeo, McBee, Hartley & Barnes

DiBartolomeo, McBee Hartley & Barnes, P.A.
Fort Pierce, Florida
May 27, 2021

MANAGEMENT LETTER

To the Chairman and Members of the Board of Commissioners
St. Lucie County Fire District
Fort Pierce, Florida

Report on the Financial Statements

We have audited the financial statements of the St. Lucie County Fire District, Florida, as of and for the fiscal year ended September 30, 2020, and have issued our report thereon dated May 27, 2021.

Auditor's Responsibility

We conducted our audit in accordance with auditing standards generally accepted in the United States of America; the standards applicable to financial audits contained in *Government Auditing Standards*, issued by the Comptroller General of the United States; and Chapter 10.550, Rules of the Auditor General.

Other Reporting Requirements

We have issued our Independent Auditor's Report on Internal Control over Financial Reporting and Compliance and Other Matters Based on an Audit of the Financial Statements Performed in Accordance with *Government Auditing Standards* and Independent Auditor's Report on an examination conducted in accordance with *AICPA Professional Standards*, AT-C Section 315, regarding compliance requirements in accordance with Chapter 10.550, Rules of the Auditor General. Disclosures in those reports and schedule, which are dated May 27, 2021, should be considered in conjunction with this management letter.

Prior Audit Findings

Section 10.554(1)(i)1., Rules of the Auditor General, requires that we determine whether or not corrective actions have been taken to address findings and recommendations made in the preceding annual financial audit report. Prior year findings and recommendations were implemented as noted.

Official Title and Legal Authority

Section 10.554(1)(i)4., Rules of the Auditor General, requires that the name or official title and legal authority for the primary government and each component unit of the reporting entity be disclosed in this management letter, unless disclosed in the notes to the financial statements. Refer to Note A in the notes to the financial statements.

Financial Condition Section

10.554(1)(i)5.a., Rules of the Auditor General, requires that we report the results of our determination as to whether or not St. Lucie County Fire District has met one or more of the conditions described in Section 218.503(1), Florida Statutes, and identification of the specific conditions met. In connection with our audit, we determined that the St. Lucie County Fire District did not meet any of the conditions described in Section 218.503(1), Florida Statutes. Pursuant to Sections 10.554(1)(i)5.c. and 10.556(8), Rules of the Auditor General, we applied financial condition assessment procedures. It is management's responsibility to monitor the St. Lucie County Fire District's financial condition, and our financial condition assessment was based in part on representations made by management and the review of financial information provided by same.

Other Matters

Section 10.554(1)(i)2., Rules of the Auditor General, requires that we address in the management letter any recommendations to improve financial management. In connection with our audit, we did not have any such recommendations.

Annual Financial Report

Section 10.554(1)(i)5.b., Rules of the Auditor General, requires that we report the results of our determination as to whether the annual financial report for the St. Lucie County Fire District for the fiscal year ended September 30, 2019, filed with the Florida Department of Financial Services pursuant to Section 218.32(1)(a), Florida Statutes, is in agreement with the annual financial audit report for the fiscal year ended September 30, 2019. In connection with our audit, we determined that these two reports were in agreement.

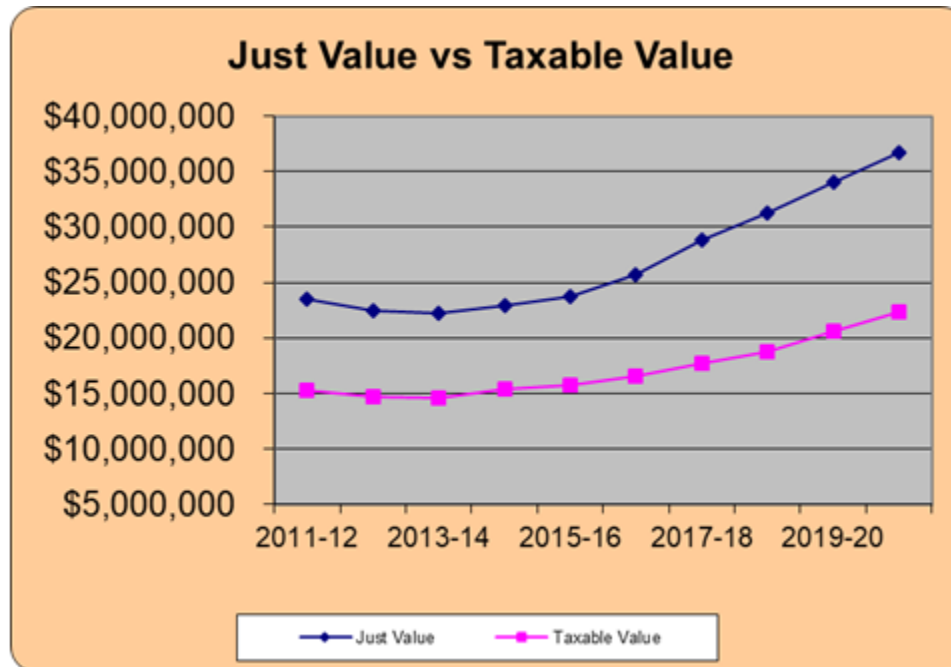
Purpose of this Letter

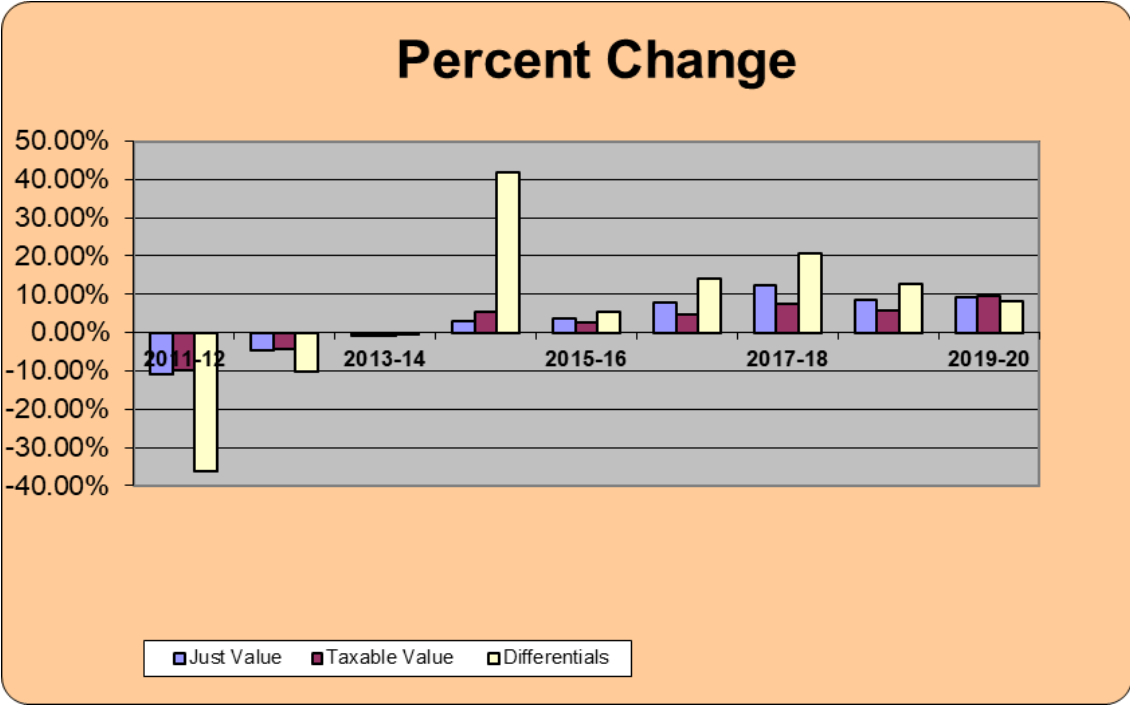
Our management letter is intended solely for the information and use of the Legislative Auditing Committee, members of the Florida Senate and the Florida House of Representatives, the Florida Auditor General, Federal and other granting agencies, the Chairman and Members of the Board of Commissioners, and applicable management, and is not intended to be and should not be used by anyone other than these specified parties.

DiBartolomeo, McBee, Hartley & Barnes
DiBartolomeo, McBee, Hartley & Barnes, P.A.
Fort Pierce, Florida
May 27, 2021

St. Lucie County, Florida
Assessed Valuation of Taxable Property (\$000)

Fiscal Year	2010-11	2011-12	2012-13	2013-14	2014-15	2015-16	2016-17	2017-18	2018-19	2019-20
Just Value	\$ 23,543,370	\$ 22,434,406	\$ 22,238,607	\$ 22,941,424	\$ 23,773,907	\$25,665,202	\$ 28,802,467	\$ 31,230,636	\$ 34,097,457	\$ 36,760,435
Percent Change	-10.726%	-4.710%	-0.873%	3.160%	3.629%	7.955%	12.224%	8.430%	9.180%	7.810%
Assessed Value	\$ 20,844,218	\$ 20,051,452	\$ 19,920,803	\$ 20,773,805	\$ 21,259,483	\$ 22,173,162	\$ 23,608,021	\$ 25,074,286	\$ 27,190,498	\$ 29,196,859
Percent Change										
Minus Exemptions	\$ 5,492,946	\$ 4,843,656	\$ 4,922,142	\$ 7,140,096	\$ 7,001,387	\$ 7,311,595	\$ 7,453,096	\$ 7,903,591	\$ 8,164,036	\$ 8,513,163
Minus Value Above Cap	\$ 463,457	\$ 502,537	\$ 418,835	\$ 443,022	\$ 995,903	\$ 1,818,758	\$ 3,566,002	\$ 4,516,399	\$ 5,291,451	\$ 5,946,308
Exemptions & Value Above Cap	\$ 5,956,402	\$ 5,346,193	\$ 5,340,978	\$ 7,583,118	\$ 7,997,290	\$ 9,130,353	\$ 11,019,098	\$ 12,419,990	\$ 13,455,487	\$ 14,459,471
Percent Change	-36.233%	-10.245%	-0.098%	41.980%	5.462%	14.168%	20.686%	12.713%	8.337%	7.462%
Taxable Value	\$ 15,351,272	\$ 14,705,259	\$ 14,579,826	\$ 15,358,306	\$ 15,776,617	\$ 16,534,849	\$ 17,783,369	\$ 18,810,646	\$ 20,641,970	\$ 22,300,964
Percent Change	-9.863%	-4.208%	-0.853%	5.339%	2.724%	4.806%	7.551%	5.777%	9.736%	8.037%
Millage Rate	2.4839	2.6500	2.6500	3.0000	3.0000	3.0000	3.0000	3.0000	3.0000	3.0000





Sources: DR 420s, DR 403ACs, and St. Lucie County Fire District Financial Records