



**Lee County Hyacinth Control District**

**FINANCIAL STATEMENTS**

**Year Ended September 30, 2024**



	Page
<b>REPORT</b>	
Independent Auditor’s Report .....	1
Management’s Discussion and Analysis .....	4
<b>FINANCIAL STATEMENTS</b>	
<b>GOVERNMENT-WIDE FINANCIAL STATEMENTS</b>	
Statement of Net Position .....	12
Statement of Activities .....	13
<b>FUND FINANCIAL STATEMENTS</b>	
Balance Sheet – General Fund.....	14
Reconciliation of the Balance Sheet to the Statement of Net Position.....	15
Statement of Revenues, Expenditures, and Changes in Fund Balance – General Fund .....	16
Reconciliation of the Statement of Revenues, Expenditures and Changes in Fund Balance to the Statement of Activities .....	17
Statement of Revenues, Expenditures, and Changes in Fund Balance – Budget and Actual – General Fund.....	18
Notes to Financial Statements .....	19
<b>REQUIRED SUPPLEMENTARY INFORMATION</b>	
Schedules of Proportionate Share of Net Pension Liability – Florida Retirement System and Health Insurance Subsidy Program (Last 10 fiscal years) .....	42
Schedules of Employer Contributions – Florida Retirement System and Health Insurance Subsidy Program (Last 10 fiscal years).....	43
Schedules of Proportionate Share of the Net OPEB Liability (Last 10 fiscal years) .....	44
Schedule of OPEB Contributions (Last 10 fiscal years).....	45

## Table of Contents (Continued)



	<b>Page</b>
<b>COMPLIANCE</b>	
Independent Auditor’s Report on Internal Control over Financial Reporting and on Compliance and Other Matters Based on an Audit of Financial Statements Performed In Accordance with <i>Government Auditing Standards</i> .....	46
Management Letter .....	48
Independent Accountant’s Report In Accordance with Section 218.415 Florida Statutes, Local Government Investment Policies .....	51



# REPORT





CARR, RIGGS & INGRAM, L.L.C.

Carr, Riggs & Ingram, L.L.C.  
4010 West Boy Scout Boulevard  
Suite 475  
Tampa, FL 33607

813.855.3036  
CRIAadv.com

## INDEPENDENT AUDITOR'S REPORT

Board of Commissioners  
Lee County Hyacinth Control District  
Fort Myers, Florida

### Report on the Audit of the Financial Statements

#### ***Opinions***

We have audited the accompanying financial statements of the governmental activities and major fund of the Lee County Hyacinth Control District (the District) as of and for the year ended September 30, 2024, and the related notes to the financial statements, which collectively comprise the District's basic financial statements as listed in the table of contents.

In our opinion, the financial statements referred to above present fairly, in all material respects, the respective financial position of the governmental activities and major fund, of the District, as of September 30, 2024, and the respective changes in financial position and the respective budgetary comparison information for the General Fund for the year then ended in accordance with accounting principles generally accepted in the United States of America.

#### ***Basis for Opinions***

We conducted our audit in accordance with auditing standards generally accepted in the United States of America and the standards applicable to financial audits contained in *Government Auditing Standards*, issued by the Comptroller General of the United States. Our responsibilities under those standards are further described in the Auditor's Responsibilities for the Audit of the Financial Statements section of our report. We are required to be independent of the District's and to meet our other ethical responsibilities, in accordance with the relevant ethical requirements relating to our audit. We believe that the audit evidence we have obtained is sufficient and appropriate to provide a basis for our audit opinions.

#### ***Responsibilities of Management for the Financial Statements***

Management is responsible for the preparation and fair presentation of the financial statements in accordance with accounting principles generally accepted in the United States of America, and for the design, implementation, and maintenance of internal control relevant to the preparation and fair presentation of financial statements that are free from material misstatement, whether due to fraud or error.

In preparing the financial statements, management is required to evaluate whether there are conditions or events, considered in the aggregate, that raise substantial doubt about the District's ability to continue as a going concern for twelve months beyond the financial statement date, including any currently known information that may raise substantial doubt shortly thereafter.

### ***Auditor's Responsibilities for the Audit of the Financial Statements***

Our objectives are to obtain reasonable assurance about whether the financial statements as a whole are free from material misstatement, whether due to fraud or error, and to issue an auditor's report that includes our opinions. Reasonable assurance is a high level of assurance but is not absolute assurance and therefore is not a guarantee that an audit conducted in accordance with generally accepted auditing standards and *Government Auditing Standards* will always detect a material misstatement when it exists. The risk of not detecting a material misstatement resulting from fraud is higher than for one resulting from error, as fraud may involve collusion, forgery, intentional omissions, misrepresentations, or the override of internal control. Misstatements are considered material if there is a substantial likelihood that, individually or in the aggregate, they would influence the judgment made by a reasonable user based on the financial statements.

In performing an audit in accordance with generally accepted auditing standards and *Government Auditing Standards*, we:

- Exercise professional judgment and maintain professional skepticism throughout the audit.
- Identify and assess the risks of material misstatement of the financial statements, whether due to fraud or error, and design and perform audit procedures responsive to those risks. Such procedures include examining, on a test basis, evidence regarding the amounts and disclosures in the financial statements.
- Obtain an understanding of internal control relevant to the audit in order to design audit procedures that are appropriate in the circumstances, but not for the purpose of expressing an opinion on the effectiveness of the District's internal control. Accordingly, no such opinion is expressed.
- Evaluate the appropriateness of accounting policies used and the reasonableness of significant accounting estimates made by management, as well as evaluate the overall presentation of the financial statements.
- Conclude whether, in our judgment, there are conditions or events, considered in the aggregate, that raise substantial doubt about the District's ability to continue as a going concern for a reasonable period of time.

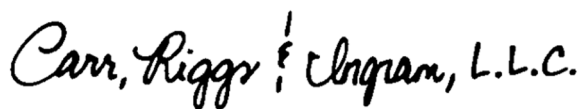
We are required to communicate with those charged with governance regarding, among other matters, the planned scope and timing of the audit, significant audit findings, and certain internal control-related matters that we identified during the audit.

**Required Supplementary Information**

Accounting principles generally accepted in the United States of America require that the management’s discussion and analysis, and other required supplementary information as listed in the table of contents be presented to supplement the basic financial statements. Such information is the responsibility of management and, although not a part of the basic financial statements, is required by the Governmental Accounting Standards Board who considers it to be an essential part of financial reporting for placing the basic financial statements in an appropriate operational, economic, or historical context. We have applied certain limited procedures to the required supplementary information in accordance with auditing standards generally accepted in the United States of America, which consisted of inquiries of management about the methods of preparing the information and comparing the information for consistency with management’s responses to our inquiries, the basic financial statements, and other knowledge we obtained during our audit of the basic financial statements. We do not express an opinion or provide any assurance on the information because the limited procedures do not provide us with sufficient evidence to express an opinion or provide any assurance.

**Other Reporting Required by Government Auditing Standards**

In accordance with *Government Auditing Standards*, we have also issued our report dated June 25, 2025, on our consideration of the District’s internal control over financial reporting and on our tests of its compliance with certain provisions of laws, regulations, contracts, and grant agreements and other matters. The purpose of that report is solely to describe the scope of our testing of internal control over financial reporting and compliance and the results of that testing, and not to provide an opinion on the effectiveness of the District’s internal control over financial reporting or on compliance. That report is an integral part of an audit performed in accordance with *Government Auditing Standards* in considering District’s internal control over financial reporting and compliance.



CARR, RIGGS & INGRAM, LLC

Tampa, Florida  
June 25, 2025



# MANAGEMENT'S DISCUSSION AND ANALYSIS



## **Lee County Hyacinth Control District Management's Discussion and Analysis**

We, as management of the Lee County Hyacinth Control District (the District), offer readers of the District's financial statements this narrative overview and analysis of the financial activities for the fiscal year ended September 30, 2024. The information presented in this MD&A should be considered in conjunction with the accompanying financial statements.

### **District Highlights:**

- The Lee County Hyacinth Control District is an independent special district, which was created under Chapter 67-1629, Florida Statutes, and recreated under 98-462. It is governed by a seven member Board of Commissioners. The commissioners are elected for a four-year term.
- The District employs nine full-time employees.
- The primary location for operations is at the District headquarters in Lehigh Acres at the old Buckingham Army Airfield. The District and its operations are located in Lee County, which is located on the southwest coast of Florida, near the City of Fort Myers.
- Hyacinth control services were provided to residents and the public at large within the District's boundary in Lee County and along the entire length of the Caloosahatchee River to the western edge of Lake Okeechobee during the fiscal year ended September 30, 2024.

### **Financial Highlights:**

- Total net position decreased by \$213,391 between fiscal years. This decrease is discussed further in the government-wide financial analysis.
- Total liabilities decreased by \$234,921 between the two fiscal years. This is primarily due to a decrease in the net pension liability for the Florida Retirement System and the net OPEB liability.
- At the close of the current fiscal year, the ending fund balance was \$1,435,741, a decrease of \$338,553, or 19%, from the 2023 ending fund balance of \$1,774,294.
- Of the ending fund balance, \$95,024 is non-spendable, consisting of inventories and prepaid expenses, \$351,582 is assigned for the fiscal year end September 30, 2025, budgeted decrease in fund balance and \$989,135 is available for spending at the District's discretion (unassigned fund balance). The District is required per its adopted fund balance policy to maintain a minimum of 25% of budgeted operating expenditures before other financing uses in its unassigned fund balance as a reserve for economic uncertainties. The total for this policy from the 2024 budget is \$845,729.

## **Overview of the Financial Statements:**

This discussion and analysis is intended to serve as an introduction to the District's basic financial statements. Most revenue is collected via *ad valorem* taxes, and the basic financial statements are comprised of the following components: 1) Government-wide Financial Statements, 2) Fund Financial Statements, which include governmental funds that will be described later in this analysis, and 3) Notes to Financial Statements.

## **Government-Wide Financial Statements:**

Government-wide financial statements are intended to allow the reader to assess a government's operational accountability. Operational accountability is defined as the extent to which the government has met its operating objectives efficiently and effectively, using all resources available for that purpose, and whether it can continue to meet its objectives for the foreseeable future.

The Statement of Net Position (Page 12) presents information on all of the District's assets and liabilities, with the difference between the two reported as net position. The District's capital assets (property, plant, and equipment) are included in this statement and reported net of their accumulated depreciation.

The Statement of Activities (Page 13) presents revenue and expense information showing how the District's net position changed during the fiscal year. Both statements are measured and reported using the economic resource measurement focus (revenues and expenses) and the accrual basis of accounting (revenue recognized when earned and expense recognized when cost is incurred).

## **Fund Financial Statements:**

The District accounts for its services in a general governmental fund. A fund is a grouping of related accounts that is used to maintain financial control over resources that have been segregated for specific activities or objectives. Governmental funds are used to account for the sources, uses, and balances of a government's expendable general government financial resources (and the related current liabilities). The main focus is on how money flows into and out of those funds and the balances left at year-end that are available for spending.

The District, like other state and local governments, uses fund accounting to ensure and demonstrate compliance with finance-related legal requirements. The Governmental Fund Financial Statements begin on page 14 and provide a more detailed look at the District's most significant activities. An accounting method called modified accrual accounting is utilized to measure cash and all other financial assets that can readily be converted to cash. These statements provide a detailed short-term view of the general government operations and the basic services provided. You will find reconciliations on pages 15 and 17 that convert the data to an economic resource measurement focus and the accrual basis of accounting for use in the government-wide financial statements.

**Notes to Financial Statements:**

The notes to the financial statements explain in detail some of the data contained in the preceding statements and begin on page 19. These notes are essential to a full understanding of the data provided in the government-wide and fund financial statements.

**Government-wide Financial Analysis:**

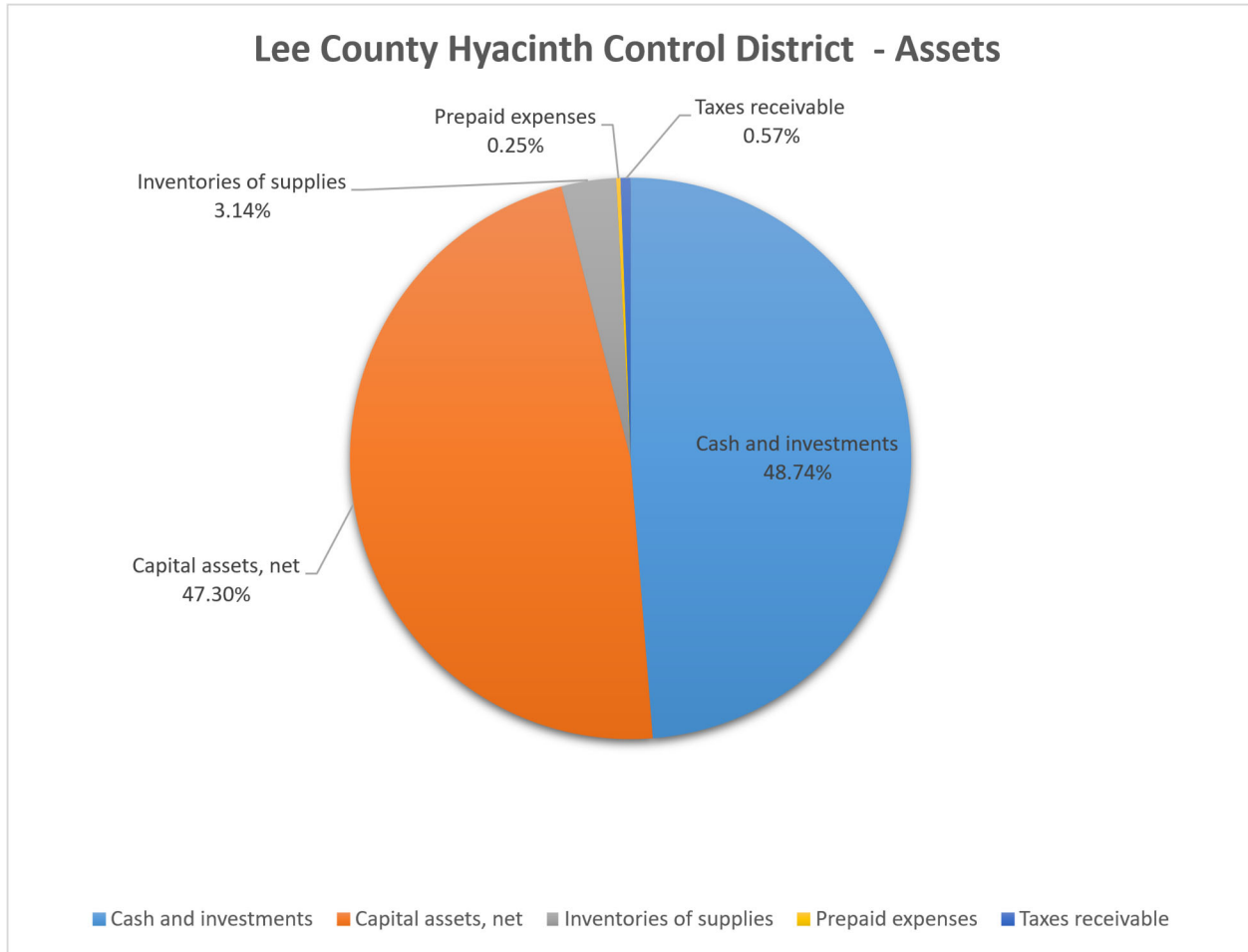
Net position may serve as a useful indicator of an agency’s financial position. The District’s net position as of September 30, 2024 was \$816,865. Its revenues, which include property taxes, investments, and miscellaneous income, totaled \$2,674,598 (general revenue plus program revenue). Total program expenses were \$2,887,989.

Fifty percent of the District’s assets represent its investment in capital assets and herbicide chemicals inventory. The District utilizes and consumes these assets in order to safely provide effective hyacinth control to the citizens within the District’s boundaries. All cash and investments are invested pursuant to F.S. 218.415 (17) in deposit accounts with banks designated by the Florida Chief Financial Officer as qualified public depositories or in U.S. Treasuries.

**Summary of Net Position**

	<u>09/30/24</u>	<u>09/30/23</u>	<u>Difference</u>
Current and Other Assets	\$ 1,478,662	\$ 1,828,757	\$ (350,095)
Capital Assets, net	<u>1,327,041</u>	<u>1,276,042</u>	<u>50,999</u>
Total Assets	<u>2,805,703</u>	<u>3,104,799</u>	<u>(299,096)</u>
Deferred Outflows	417,631	483,744	(66,113)
Current and Other Liabilities	42,921	54,463	(11,542)
Long-Term Liabilities	<u>2,102,615</u>	<u>2,325,994</u>	<u>(223,379)</u>
Total Liabilities	<u>2,145,536</u>	<u>2,380,457</u>	<u>(234,921)</u>
Deferred Inflows	260,933	177,830	83,103
Net Position			
Invested in Capital Assets	1,327,041	1,276,042	50,999
Unrestricted	<u>(510,176)</u>	<u>(245,786)</u>	<u>(264,390)</u>
Total Net Position	<u>\$ 816,865</u>	<u>\$ 1,030,256</u>	<u>\$ (213,391)</u>

**Summary of Net Position (Continued)**



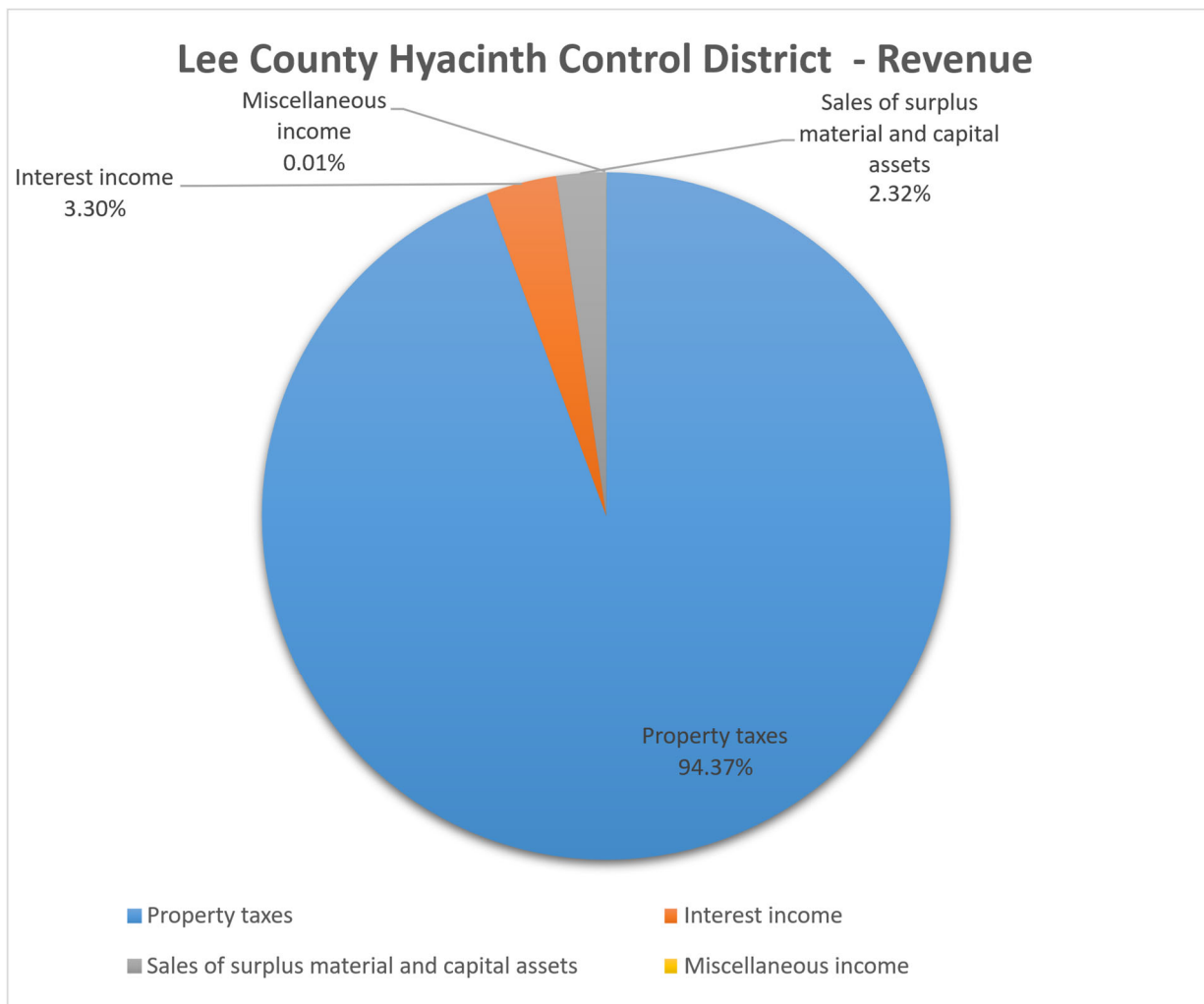
During the past year, total assets decreased by \$299,096 and total liabilities decreased by \$234,921. Cash and investments decreased by \$312,448 and Due from Other Governments decreased by \$34,634. Inventories decreased by \$6,234. In accordance with the Board’s operating budget plan a contribution of \$500,000 was made to the Retiree Health Insurance Trust Fund (RHITF) for future health benefits for qualifying employees in 2024. This contribution was an increase of \$250,000 over the fiscal year 2023 contribution. The book value of capital assets increased due to the purchase of four new trucks and a small airboat for operations. Total liabilities decreased primarily due to the annual adjustment for the net pension liability and Other Post Employment Benefits (OPEB) liability. The adjustment, based on actuarial calculations, decreased the liability for the District’s share of the Florida Retirement System. The actuarially calculated adjustment for the OPEB liability decreased due to plan assumptions and experience. Deferred outflows decreased by \$66,113 and deferred inflows increased by \$83,103. These increases and decreases are related to actuarial estimates for future pension and retiree benefit costs. Net position decreased by \$213,391 primarily due to the annual adjustment for Other Post-Employment Benefits and net pension liability mentioned above and the additional cash contribution to the RHITF.

**Summary of Net Position (Continued)**

In fiscal year 2024, total fund revenue decreased by \$96,716. The Board adopted the *ad valorem* tax rate of .0217 a decrease over the 2023 rate of .0225. Property taxes represent 94.4% of the District’s revenues.

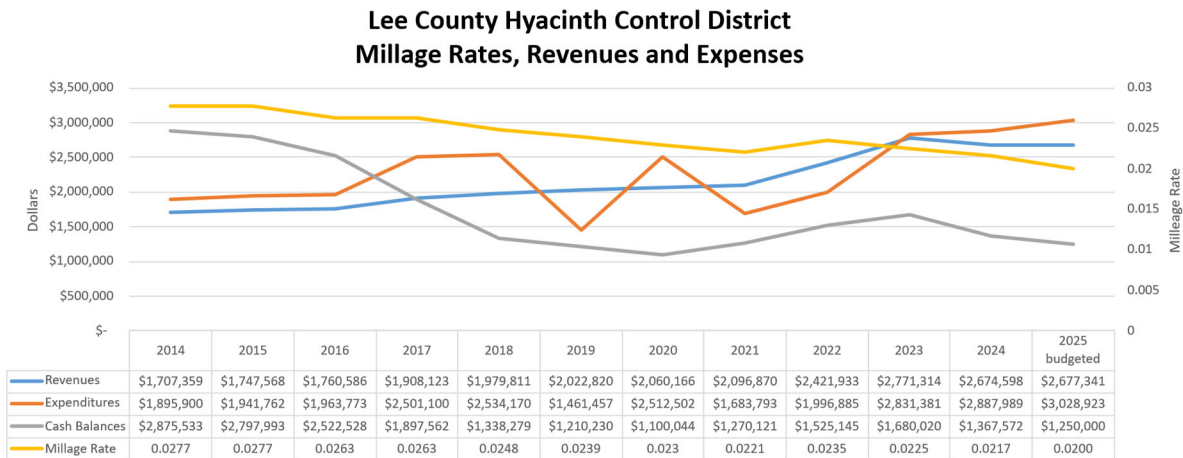
Total program expenses increased by \$56,608 from 2023. The increase is due to actuarial expense adjustments for the pension liabilities in the Florida Retirement System and a contribution to the RHITF.

During 2024 the District had increased costs for the purchase of four new trucks and a new small airboat used for operations.



**Summary of Net Position (Continued)**

	09/30/24	09/30/23	Difference
<b>Revenues</b>			
General revenues:			
Property taxes	\$ 2,524,101	\$ 2,618,750	\$ (94,649)
State grant	-	34,634	(34,634)
Interest income	88,188	88,339	(151)
Gain on sales of surplus material and capital assets	62,126	14,494	47,632
Miscellaneous	183	15,097	(14,914)
<b>Total revenues</b>	<b>2,674,598</b>	<b>2,771,314</b>	<b>(96,716)</b>
<b>Expenses</b>			
Personnel services	2,211,235	2,199,506	11,729
Operating	548,736	509,297	39,439
Depreciation	128,018	122,578	5,440
<b>Total program expenses</b>	<b>2,887,989</b>	<b>2,831,381</b>	<b>56,608</b>
<b>Decrease in Net Position</b>	<b>(213,391)</b>	<b>(60,067)</b>	<b>(153,324)</b>
<b>Net position - beginning of fiscal year</b>	<b>1,030,256</b>	<b>1,090,323</b>	<b>(60,067)</b>
<b>Net position - end of fiscal year</b>	<b>\$ 816,865</b>	<b>\$ 1,030,256</b>	<b>\$ (213,391)</b>



The chart above reflects revenues, expenses, and millage rates for the past ten years and projections for the upcoming fiscal year (FY 2024-2025). For more information on the 2025 budgeted revenues and expenditures, refer to the “Economic Factors and Next Year’s Budget and Rates” section on page 10.

**Budgetary Highlights:**

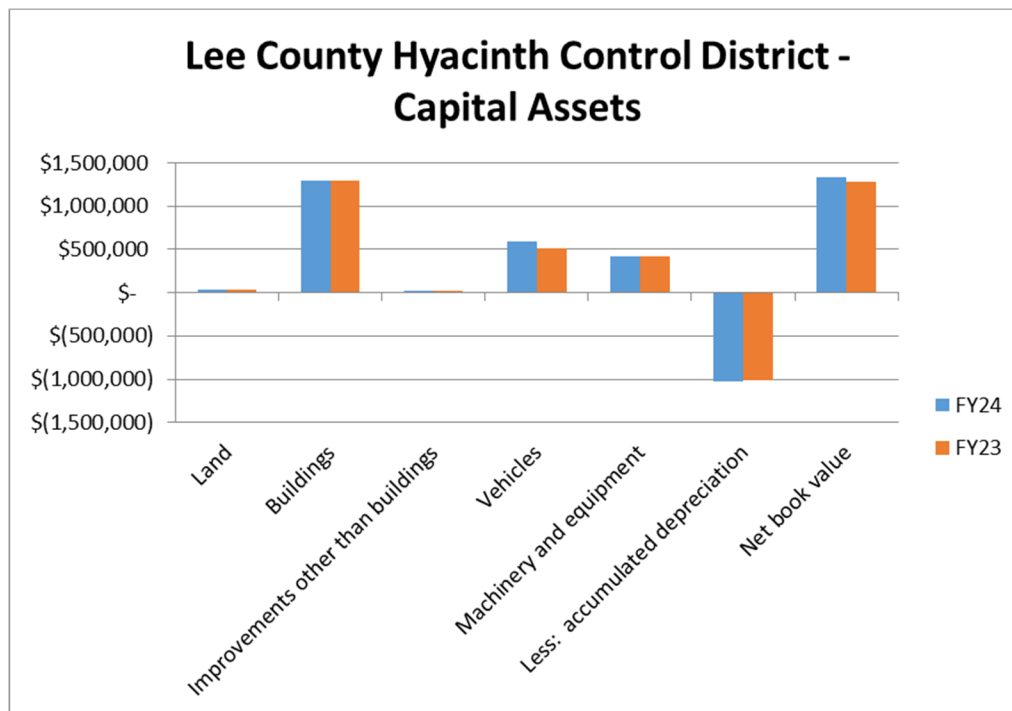
The District adopts an annual budget on a GAAP basis. The budget incorporates input from the Board of Commissioners, District staff, and citizens within the District regarding what services to provide and how to pay for them.

The budget also authorizes the District to obtain funds from identified sources to finance these current period activities. The Statement of Revenues, Expenditures, and Changes in Fund Balance – Budget and Actual – General Fund is provided on page 18 and denotes changes in the budget from the original to the final budget. The comparison statement uses the GAAP basis of accounting and is presented using the same format, language, and classifications as the original legal budget document.

Revenue variances from the original budget as compared to the final budget are depicted on page 18. The difference between the final amended budgeted expenditures and actual expenditures represents a positive variance of \$331,328. The variance is due primarily to a net effect of being under budget for employee wages, benefits, general operating expenditures, and capital outlay.

**Capital Asset and Debt Administration:**

The District’s investment in capital assets at year-end is \$1,327,041 (net of accumulated depreciation) which includes property, plant, and equipment with a threshold of \$5,000 and an estimated useful life of more than one year. Assets are recorded at the lesser of cost when purchased or constructed and at fair value at the date of donation and are depreciated utilizing the straight-line method.



**Capital Asset and Debt Administration (Continued)**

	<u>09/30/24</u>	<u>09/30/23</u>
Land	\$ 38,912	\$ 38,912
Buildings	1,287,545	1,287,545
Improvements other than buildings	26,420	26,420
Vehicles	586,839	517,246
Machinery and equipment	<u>414,629</u>	<u>417,904</u>
Total assets	<u>2,354,345</u>	<u>2,288,027</u>
Less: accumulated depreciation	<u>(1,027,304)</u>	<u>(1,011,985)</u>
Net book value	<u>\$ 1,327,041</u>	<u>\$ 1,276,042</u>

At September 30, 2024, the District had no long-term debt; its other long-term liabilities were comprised of accrued compensated absences, net OPEB obligation payables, and net pension liabilities for the District's portion of the Florida Retirement System pension liability. For more information on accrued compensated absences or postemployment benefits other than pensions, please see Note 1 on page 23 and Note 4 on page 38, respectively, of the Notes to Financial Statements. For more information on the Florida Retirement System pension liability see Note 3 on page 32. For more information on capital assets, please see Note 2 on page 32, of the Notes to Financial Statements.

**Economic Factors and Next Year's Budget and Rates:**

On September 30, 2024, the Board of Commissioners approved budgeted revenues of \$2,677,341 for fiscal year 2025. The Board opted to adopt the roll back millage rate of .020 mills in keeping with their plan to maintain current service levels. The rate of .020 per thousand dollars produced Ad Valorem taxes in the amount of \$2,617,341, an increase of \$108,900 from the prior year. Property taxes are the largest source of revenue for the Lee County Hyacinth Control District.

Budgeted expenditures decreased for fiscal year 2025 to \$3,028,923. Notable expenditures budgeted for 2025 include a contribution of \$250,000 to the Retiree Health Insurance Trust for retiree health insurance and the purchase of a new truck for operations for \$80,000.

**Contacting the District's Financial Management:**

This financial report is designed to provide a general overview of the District's finances and to demonstrate the District's accountability for the money it receives. Questions concerning any of the information found in this report or requests for additional information should be directed to the Executive Director, Lee County Hyacinth Control District, 15191 Homestead Road, Lehigh Acres, Florida 33971.



# FINANCIAL STATEMENTS



**Lee County Hyacinth Control District**  
**Statement of Net Position**  
**September 30, 2024**

<b>Assets</b>	
Cash and investments	\$ 1,367,572
Taxes receivable	16,066
Prepaid expenses	6,885
Inventories of supplies	88,139
Total current assets	1,478,662
Capital assets:	
Land	38,912
Buildings	1,287,545
Improvements other than buildings	26,420
Machinery and equipment	1,001,468
Less accumulated depreciation	(1,027,304)
Total capital assets	1,327,041
Total assets	2,805,703
<b>Deferred Outflow of Resources</b>	
Deferred outflows for OPEB	44,653
Deferred outflows for pensions	372,978
Total deferred outflows	417,631
<b>Liabilities</b>	
Accounts payable	5,642
Accrued wages payable	33,039
Due to other governments	4,240
Total current liabilities	42,921
Noncurrent liabilities:	
Net OPEB liability	772,821
Compensated absences	99,777
Net pension liability	1,230,017
Total noncurrent liabilities	2,102,615
Total liabilities	2,145,536
<b>Deferred Inflow of Resources</b>	
Deferred inflows for OPEB	149,615
Deferred Inflows for pensions	111,318
Total deferred inflows	260,933
<b>Net Position</b>	
Invested in capital assets	1,327,041
Unrestricted (deficit)	(510,176)
Total net position	\$ 816,865

*The accompanying notes are an integral part of these financial statements.*

**Lee County Hyacinth Control District**  
**Statement of Activities**  
**Year Ended September 30, 2024**

<b>Program expenses</b>	
Physical environment - Hyacinth control	
Personnel services	\$ 2,211,235
Operating	548,736
Depreciation	128,018
Total program expenses	2,887,989
 <b>General revenues</b>	
Property taxes	2,524,101
Interest income	88,188
Gain on sales of surplus material and capital assets	62,126
Miscellaneous income	183
Total general revenues	2,674,598
Change in net position	(213,391)
<b>Net position - beginning of year</b>	1,030,256
<b>Net position end of year</b>	\$ 816,865

*The accompanying notes are an integral part of these financial statements.*

**Lee County Hyacinth Control District  
Balance Sheet – General Fund  
September 30, 2024**

**ASSETS**

Cash and investments	\$	1,367,572
Taxes receivable		16,066
Prepaid expenditures		6,885
Inventories of supplies		88,139
<hr/>		
Total assets	\$	1,478,662
<hr/> <hr/>		

**LIABILITIES AND FUND BALANCES**

**LIABILITIES**

Accounts payable	\$	5,642
Accrued wages payable		33,039
Due to other governments		4,240
<hr/>		
Total liabilities		42,921

**FUND BALANCES**

Nonspendable:		
Prepaid and inventories		95,024
Assigned for subsequent year's budget deficit		351,582
Unassigned		989,135
<hr/>		
Total fund balance		1,435,741
<hr/>		
Total liabilities and fund balance	\$	1,478,662
<hr/> <hr/>		

*The accompanying notes are an integral part of these financial statements.*

**Lee County Hyacinth Control District  
Reconciliation of the Balance Sheet to the  
Statement of Net Position  
September 30, 2024**

**Fund balance** \$ 1,435,741

Amounts reported for governmental activities in the statement of net position are different because:

Capital assets used in governmental activities are not financial resources and are, therefore, not reported on the governmental balance sheet. 1,327,041

Long-term liabilities are not due and payable in the current period and therefore are not reported in the funds.

Compensated absences	(99,777)
Net pension liability	(1,230,017)
Net OPEB liability	(772,821)

Deferred outflows and inflows associated with pensions are not reported in the governmental funds

Deferred outflows related to pensions	372,978
Deferred inflows related to pensions	(111,318)
Deferred outflows OPEB	44,653
Deferred inflows OPEB	(149,615)

---

**Net position** **\$ 816,865**

---

*The accompanying notes are an integral part of these financial statements.*

**Lee County Hyacinth Control District  
Statement of Revenues, Expenditures, and Changes  
In Fund Balance – General Fund  
Year Ended September 30, 2024**

<b>Revenues</b>		
Property taxes	\$	2,524,101
Interest income		88,188
Miscellaneous income		183
<hr/> Total revenues		<hr/> 2,612,472
 <b>Expenditures</b>		
Current		
Physical environment - hyacinth control		
Personnel services		2,286,586
Operating expenditures		548,736
Capital outlay		216,266
<hr/> Total expenditures		<hr/> 3,051,588
Excess of expenditures over revenue		(439,116)
 <b>Other financing sources</b>		
Sales of surplus material and capital assets		100,563
<hr/> Total other financing sources		<hr/> 100,563
Net change in fund balance		(338,553)
<hr/> Fund balance, beginning of year		<hr/> 1,774,294
<hr/> Fund balance, end of year		<hr/> <hr/> \$ 1,435,741

*The accompanying notes are an integral part of these financial statements.*

**Lee County Hyacinth Control District**  
**Reconciliation of the Statement of Revenues, Expenditures and**  
**Changes in Fund Balance to the Statement of Activities**  
**Year Ended September 30, 2024**

Net change in fund balance \$ (338,553)

Amounts reported for governmental activities in the statement of activities are different because:

Governmental funds report capital outlay as expenditures. However, in the statement of activities cost of those assets are depreciated over their estimated useful lives.

Expenditures for capital assets	216,266	
Capitalize employee cost	1,188	
Less current year depreciation	<u>(128,018)</u>	89,436

Governmental funds report cash proceeds on sales of capital assets as other financing sources. However in the statement of activities net gain on sale of capital assets are reported as general revenues

Cash proceeds	(100,563)	
Gain on sales of surplus material and capital assets	<u>62,126</u>	(38,437)

Some expenses reported in the statement of activities do not require the use of current financial resources and, therefore, are not reported as expenditures in the governmental funds.

Change in compensated absences	(3,309)	
Change in net pension liability	29,532	
Change in deferred outflows related to pensions	9,368	
Change in deferred inflows related to pensions	(70,619)	
Change in net OPEB liability	197,156	
Change in deferred outflows related to OPEB	(75,481)	
Change in deferred inflows related to OPEB	<u>(12,484)</u>	74,163

---

Change in net position	<u>\$</u>	<u>(213,391)</u>
------------------------	-----------	------------------

---

*The accompanying notes are an integral part of these financial statements.*

**Lee County Hyacinth Control District**  
**Statement of Revenues, Expenditures, and Changes**  
**in Fund Balance – Budget and Actual – General Fund**  
**Year Ended September 30, 2024**

	Original Budget	Final Budget	Actual	Variance from Final Budget
<b>Revenues</b>				
Ad valorem Taxes	\$ 2,508,441	\$ 2,508,441	\$ 2,524,101	\$ 15,660
Interest	60,000	60,000	88,188	28,188
Miscellaneous	-	-	183	183
Total revenues	\$ 2,568,441	\$ 2,568,441	\$ 2,612,472	\$ 44,031
<b>Expenditures</b>				
Physical environment - mosquito control				
Personnel services				
Personnel services	\$ 1,196,822	\$ 1,181,822	\$ 1,135,650	\$ 46,172
Benefits	1,141,215	1,156,215	1,150,936	5,279
Operating expenditures				
Operating expenses	171,063	171,063	132,324	38,739
Travel and per diem	21,696	21,696	11,458	10,238
Communications services	10,000	10,000	8,655	1,345
Freight & postage services	500	500	-	500
Utilities	22,750	22,750	18,784	3,966
Rentals and leases	3,550	3,550	3,389	161
Insurance	32,375	35,375	35,063	312
Repairs & maintenance	66,000	46,000	29,267	16,733
Promotional activities	11,000	11,000	-	11,000
Other current charges	23,845	23,845	11,464	12,381
Office supplies	1,000	3,000	2,492	508
Gasoline/oil/lube	43,600	43,600	27,574	16,026
Chemicals	170,000	175,000	171,882	3,118
Protective devices	1,000	1,000	371	629
Miscellaneous supplies	44,032	75,032	70,589	4,443
Publications and dues	47,468	47,468	22,239	25,229
Training	6,850	6,850	3,185	3,665
Contingency	25,000	25,000	-	25,000
Capital outlay	343,150	322,150	216,266	105,884
Total expenditures	3,382,916	3,382,916	3,051,588	331,328
<b>Other financing sources</b>				
Sales of surplus material and capital assets	92,000	92,000	100,563	8,563
Total other financing sources	92,000	92,000	100,563	8,563
Excess of revenues (expenditures) over expenditures (revenues)				
	(722,475)	(722,475)	(338,553)	278,734
Fund balance, beginning of year	1,700,000	1,700,000	1,774,294	74,294
Fund balance, end of year	\$ 977,525	\$ 977,525	\$ 1,435,741	\$ 353,028

*The accompanying notes are an integral part of these financial statements.*

**Lee County Hyacinth Control District**  
**Notes to Financial Statements**  
**September 30, 2024**

**Note 1: SUMMARY OF SIGNIFICANT ACCOUNTING POLICIES**

***Nature of Organization***

The Lee County Hyacinth Control District (the District) is an independent special district created to perform Hyacinth control and suppression in Lee County, Florida, in accordance with Chapter 388, Florida Statutes. The District was created by the Laws of Florida, Chapter 67-1629 and recreated by Chapter 98-462.

***Reporting Entity***

The business and affairs of the District are governed by a board of seven commissioners who are elected for terms of four years. The accounting policies of the District conform to generally accepted accounting principles (GAAP) as applied to governmental units. The more significant accounting policies used by the District are described below.

Governmental Accounting Standards Board (GASB) requires the financial statements of a reporting entity to include its component units, if any. A component unit is a legally separate organization for which the elected officials of the primary government or financial reporting entity are financially accountable. Based on the aforementioned criteria, there are no component units included in the District's financial statements.

***Government-Wide and Fund Financial Statements***

The government-wide financial statements consist of a statement of net position and a statement of activities that report information about the District as a whole. The statement of net position reports all financial and capital resources.

The statement of activities demonstrates the degree to which the direct expenses of the District's program are offset by program revenues. Direct expenses are those that are clearly identifiable with a specific program. Program revenues include: 1) charges to customers who purchase, use, or directly benefit from goods, services, or privileges provided by a given program, and 2) grants and contributions that are restricted to meeting the operational or capital requirements of a particular program. Taxes and other items not properly included among program revenues are reported instead as general revenues.

Fund financial statements are presented to report additional and detailed information about the District. Fund financial statements accompany the government-wide financial statements and present a summary reconciliation to explain differences between the data reported in the governmental funds and the data reported for the corresponding governmental activities in the government-wide financial statements.

**Lee County Hyacinth Control District**  
**Notes to Financial Statements**  
**September 30, 2024**

**Note 1: SUMMARY OF SIGNIFICANT ACCOUNTING POLICIES (Continued)**

***Measurement Focus and Basis of Accounting, and Financial Statement Presentation***

The accounting and financial reporting treatment is determined by the applicable measurement focus and basis of accounting. Measurement focus indicates the type of resources being measured such as *current financial resources* or *economic resources*. The basis of accounting indicates the timing of transactions or events for recognition in the financial statements.

The government-wide financial statements are reported using the *economic resources measurement focus* and the *accrual basis of accounting*. Revenues are recorded when earned and expenses are recorded when a liability is incurred, regardless of the timing of related cash flows. Property taxes are recognized as revenues in the year for which they are levied. Grants and similar items are recognized as revenue as soon as all eligibility requirements imposed by the provider have been met.

The governmental fund financial statements are reported using the *current financial resources measurement focus* and the *modified accrual basis of accounting*. Revenues are recognized as soon as they are both measurable and available. Revenues are considered to be available when they are collectible within the current period or soon enough thereafter to pay liabilities of the current period. For this purpose, the government considers revenues to be available if they are collected within 60 days of the end of the current fiscal period. Expenditures generally are recorded when a liability is incurred, as under accrual accounting. However, debt service expenditures, as well as expenditures related to compensated absences, and claims and judgments, are recorded only when payment is due. General capital asset acquisitions are reported as expenditures in governmental funds. Issuance of long-term debt and acquisitions under capital leases are reported as other financing sources.

Property taxes and interest associated with the current fiscal period are all considered to be susceptible to accrual and so have been recognized as revenues of the current fiscal period. Entitlements are recorded as revenues when all eligibility requirements are met, including any time requirements, and the amount is received during the period or within the availability period for this revenue source (within 60 days of year-end). Expenditure-driven grants are recognized as revenue when the qualifying expenditures have been incurred and all other eligibility requirements have been met, and the amount is received during the period or within the availability period for this revenue source (within 60 days of year-end). All other revenue items are considered to be measurable and available only when cash is received by the District.

***Fund Financial Statements***

The District reports the following major governmental fund:

The *General Fund* is the District's primary operating fund. It accounts for all financial resources of the general government.

**Lee County Hyacinth Control District**  
**Notes to Financial Statements**  
**September 30, 2024**

**Note 1: SUMMARY OF SIGNIFICANT ACCOUNTING POLICIES (Continued)**

***Budgetary Information***

*Budgetary basis of accounting*

Annual budgets are adopted on a basis consistent with generally accepted accounting principles for the General Fund.

The appropriated budget is prepared by fund and function. Transfers and amendments can be made throughout the year by approval of the Board of Commissioners. The legal level of budgetary control (i.e., the level at which expenditures may not legally exceed appropriations) is the function level.

Appropriations in all budgeted funds lapse at the end of the fiscal year even if they have related encumbrances. Encumbrances are commitments related to unperformed (executory) contracts for goods or services (i.e., purchase orders, contracts, and commitments). Encumbrance accounting is utilized to the extent necessary to assure effective budgetary control and accountability and to facilitate effective cash planning and control. While all appropriations and encumbrances lapse at year end, valid outstanding encumbrances (those for which performance under the executory contract is expected in the next year) are re-appropriated and become part of the subsequent year's budget pursuant to state regulations.

***Assets, Deferred Outflows, Liabilities, Deferred Inflows, and Net Position or Equity***

***Cash***

The District's cash is cash on hand and demand deposits.

***Investments***

The District's investments are held by Florida Fixed Income Trust Fund, Florida PRIME (SBA) and Florida SAFE. Florida Fixed Income Trust Fund, Florida PRIME, and Florida SAFE meets all of the specified criteria in Section 150: *Investments* to qualify to elect to measure their investments at amortized cost. Accordingly, the fair value of the District's position in the pool is equal to the value of the pooled shares.

**Lee County Hyacinth Control District**  
**Notes to Financial Statements**  
**September 30, 2024**

**Note 1: SUMMARY OF SIGNIFICANT ACCOUNTING POLICIES (Continued)**

***Inventories and Prepaid Items***

Inventories are valued at cost using the first-in/first-out (FIFO) method and consist of expendable supplies and vehicle repair parts. The cost of such inventories is recorded as expenditures/expenses when consumed rather than when purchased. Certain parts held in inventory were acquired from other governmental agency at values established by governmental agencies. The District periodically adjusts those values to reflect the lower of cost or net realizable value. No allowance was recorded by the District for the period ending September 30, 2024.

Certain payments to vendors reflect costs applicable to future accounting periods and are recorded as prepaid items in both the government-wide and fund financial statements. The cost of prepaid items is recorded as expenditures/expenses when consumed rather than when purchased.

***Receivables and Payables***

Property taxes are recognized as revenues in the year for which they are levied. Grants and similar items are recognized as revenue as soon as all eligibility requirements have been met. Intergovernmental revenues are recognized at the time of receipt. Investment earnings are recognized when earned.

***Capital Assets***

Capital assets, which include property, plant and equipment are reported in governmental activities column in the government-wide financial statements. Capital assets are defined by the District as assets with an initial, individual cost of more than \$5,000 and an estimated useful life in excess of one year.

As the District constructs or acquires additional capital assets each period, including infrastructure assets, they are capitalized and reported at historical cost. The reported value excludes normal maintenance and repairs which are essentially amounts spent in relation to capital assets that do not increase the capacity or efficiency of the item or increase its estimated useful life. Donated capital assets are recorded at their estimated acquisition value at the date of donation.

Land and construction in progress are not depreciated. The other property, plant, equipment, and infrastructure of the primary government are depreciated using the straight line method over the following estimated useful lives:

<u>Assets</u>	<u>Years</u>
Buildings	40
Improvements other than buildings	20
Vehicles, machinery and equipment	5 - 20

**Lee County Hyacinth Control District**  
**Notes to Financial Statements**  
**September 30, 2024**

**Note 1: SUMMARY OF SIGNIFICANT ACCOUNTING POLICIES (Continued)**

***Deferred Outflows/Inflows of Resources***

In addition to assets, the statement of financial position will sometimes report a separate section for deferred outflows of resources. This separate financial statement element, *deferred outflows of resources*, represents a consumption of net position that applies to a future period(s) and so will not be recognized as an outflow of resources (expense/ expenditure) until then.

The District has two (2) items that qualify for reporting as deferred outflows of resources, the *deferred amounts related OPEB* and the *deferred amounts related to pensions*, both reported in the government-wide statements of net position. The deferred outflows related to pensions and OPEB are an aggregate of items related to pensions and OPEB as calculated in accordance with GASB Codification Section P20: *Pension Activities – Reporting for Benefits Provided through Trusts That Meet Specified Criteria*. The deferred outflows related to pensions and OPEB will be recognized as either pension/OPEB expense or a reduction in the net pension/OPEB liability in future reporting years.

In addition to liabilities, the statement of financial position will sometimes report a separate section for deferred inflows of resources. This separate financial statement element, *deferred inflows of resources*, represents an acquisition of net position that applies to a future period(s) and so will not be recognized as an inflow of resources (revenue) until that time.

The District has two (2) items that qualify for reporting as deferred inflows of resources. The *deferred inflows related to pensions and OPEB* are an aggregate of items related to pensions and OPEB as calculated in accordance with GASB Codification Section P20: *Pension Activities – Reporting for Benefits Provided through Trusts That Meet Specified Criteria*. The deferred inflows related to pensions and OPEB will be recognized as a reduction to pension/OPEB expense in future reporting years.

***Compensated Absences***

The District's policy permits employees to accumulate earned but unused vacation benefits which are eligible for payment upon separation from government service. The liability for such leave is reported as incurred in the government-wide financial statements. A liability for those amounts is recorded in the general fund only if the liability has matured as a result of employee resignations or retirements. The liability for compensated absences includes salary-related benefits, where applicable.

***Long-Term Obligations***

In the government-wide financial statements long-term debt and other long-term obligations are reported as liabilities in the governmental activities statement of net position.

**Lee County Hyacinth Control District**  
**Notes to Financial Statements**  
**September 30, 2024**

**Note 1: SUMMARY OF SIGNIFICANT ACCOUNTING POLICIES (Continued)**

***Pensions***

For purposes of measuring the net pension liability, deferred outflows of resources and deferred inflows of resources related to pensions, pension expense, information about the fiduciary net position, and additions to/deductions from the plan's fiduciary net position have been determined on the same basis as they are reported by the plan. For this purpose, benefit payments (including refunds of employee contributions) are recognized when due and payable in accordance with the benefit terms. Investments are reported at fair value.

***Other Post-Employment Benefits (OPEB) Liability***

For purposes of measuring the net OPEB liability, deferred outflows/inflows of resources related to OPEB, and OPEB expense, information about the fiduciary net position and additions to/deductions from fiduciary net position have been determined on the same basis as they are reported by the plan. For this purpose, benefit payments are recognized when due and payable in accordance with the benefit terms. The District's proportionate share of OPEB amounts were further allocated to each participating employer based on the contributions paid by each employer. Investments are reported at fair value.

***Categories and Classification of Fund Equity***

*Net position flow assumption* – Sometimes the District will fund outlays for a particular purpose from both restricted (e.g., restricted bond or grant proceeds) and unrestricted resources. In order to calculate the amounts to report as restricted – net position and unrestricted – net position in the government-wide financial statements, a flow assumption must be made about the order in which the resources are considered to be applied. It is the District's policy to consider restricted – net position to have been depleted before unrestricted – net position is applied.

*Fund balance flow assumptions* – Sometimes the District will fund outlays for a particular purpose from both restricted and unrestricted resources (the total of committed, assigned, and unassigned fund balance). In order to calculate the amounts to report as restricted, committed, assigned, and unassigned fund balance in the governmental fund financial statements a flow assumption must be made about the order in which the resources are considered to be applied. It is the District's policy to consider restricted fund balance to have been depleted before using any of the components of unrestricted fund balance. Further, when the components of unrestricted fund balance can be used for the same purpose, committed fund balance is depleted first, followed by assigned fund balance. Unassigned fund balance is applied last.

*Fund balance policies* – Fund balance of governmental funds is reported in various categories based on the nature of any limitations requiring the use of resources for specific purposes. The District itself can establish limitations on the use of resources through either a commitment (committed fund balance) or an assignment (assigned fund balance).

**Lee County Hyacinth Control District**  
**Notes to Financial Statements**  
**September 30, 2024**

**Note 1: SUMMARY OF SIGNIFICANT ACCOUNTING POLICIES (Continued)**

***Categories and Classification of Fund Equity (Continued)***

The provisions of GASB Statement No. 54, *Fund Balance Reporting and Governmental Fund Type Definitions*, specifies the following classifications:

*Nonspendable fund balance* – Nonspendable fund balances are amounts that cannot be spent because they are either (a) not in spendable form or (b) legally or contractually required to be maintained intact.

*Restricted fund balance* – Restricted fund balances are restricted when constraints placed on the use of resources are either: (a) externally imposed by creditors, grantors, contributors, or laws or regulations of other governments; or (b) imposed by law through constitutional provisions or enabling legislation.

*Committed fund balance* – The committed fund balance classification includes amounts that can be used only for the specific purposes determined by a formal action of the District’s highest level of decision-making authority. The governing council is the highest level of decision-making authority for the District that can, by adoption of an ordinance prior to the end of the fiscal year, commit fund balance. Once adopted, the limitation imposed by the ordinance remains in place until a similar action is taken (the adoption of another ordinance) to remove or revise the limitation.

*Assigned fund balance* – Amounts in the assigned fund balance classification are intended to be used by the District for specific purposes but do not meet the criteria to be classified as committed. The governing council (council) has by resolution authorized the finance director to assign fund balance. The council may also assign fund balance as it does when appropriating fund balance to cover a gap between estimated revenue and appropriations in the subsequent year’s appropriated budget. Unlike commitments, assignments generally only exist temporarily. In other words, an additional action does not normally have to be taken for the removal of an assignment. Conversely, as discussed above, an additional action is essential to either remove or revise a commitment.

*Unassigned fund balance* – Unassigned fund balance is the residual classification for the General Fund.

***Minimum Fund Balance Policy***

The District’s policy is to maintain an adequate general fund unassigned fund balance to provide liquidity to meet seasonal shortfalls in cash flow, and reduce susceptibility to emergency or unanticipated expenditures and/or revenue shortfalls. The District adopted a financial standard to maintain a general fund minimum unassigned fund balance of approximately 25% or three months’ worth of operating expenditures.

**Lee County Hyacinth Control District**  
**Notes to Financial Statements**  
**September 30, 2024**

**Note 1: SUMMARY OF SIGNIFICANT ACCOUNTING POLICIES (Continued)**

***Revenues and Expenditures/Expenses***

*Program revenues* – Amounts reported as *program revenues* include 1) charges to customers or applicants who purchase, use, or directly benefit from goods, services, or privileges provided by a given function or segment and 2) grants that are restricted to meeting the operational or capital requirements of a particular function or segment. Charges to customers and grants are recorded as earned if collected within ninety days after year-end. All taxes, including those dedicated for specific purposes, and other internally dedicated resources are reported as general revenues rather than as program revenues.

*Property taxes* – Ad valorem property taxes are recorded as revenues in the fiscal year in which the taxes are due and collected within 60 days of fiscal year-end. Property taxes are levied on November 1 of each year, and are due and payable upon receipt of the notice of levy. The Lee County Tax Collector's office bills and collects property taxes on behalf of the District. The tax rate levied upon all of the taxable property in the Lee County Hyacinth Control District for the fiscal year ended September 30, 2024, was \$0.0217 per \$1,000 of assessed taxable property value. Property tax revenue is recognized in the fiscal year for which the taxes are levied.

On May 1 of each year, unpaid taxes become a lien on the property. The past due tax certificates are sold at public auction prior to June 1, and the proceeds collected are remitted to the District.

***Encumbrances***

Encumbrance accounting, under which purchase orders, contracts, and other commitments for expenditure of monies are recorded as reservations of budget, is employed as an extension of the statutory required budgetary process. At year-end, outstanding encumbrances represent material purchase commitments for goods and services which were ordered, budgeted, and appropriated, but had not been received or completed at date. Although encumbrances lapse at year-end, it is the intention to substantially honor these encumbrances under authority provided in the subsequent year's budget. For the fiscal year ended September 30, 2024, the district had no encumbrances from subsequent years.

***Use of Estimates***

The preparation of financial statements in conformity with generally accepted accounting principles requires management to make various estimates. Actual results could differ from those estimates.

***Subsequent Events***

Management has evaluated events and transactions for potential recognition or disclosure through June 25, 2025, which is the date the financial statements were available to be issued. No subsequent events occurring after this date have been evaluated for inclusion in these combined financial statements.

**Lee County Hyacinth Control District**  
**Notes to Financial Statements**  
**September 30, 2024**

**Note 1: SUMMARY OF SIGNIFICANT ACCOUNTING POLICIES (Continued)**

***Recently Issued and Implemented Accounting Pronouncements (Continued)***

GASB Statement No. 100, Accounting Changes and Error Corrections. This Statement establishes accounting and financial reporting requirements for (a) accounting changes and (b) the correction of an error in previously issued financial statements (error correction). This Statement defines accounting changes as changes in accounting principles, changes in accounting estimates, and changes to or within the financial reporting entity and describes the transactions or other events that constitute those changes. This Statement prescribes the accounting and financial reporting for (1) each type of accounting change and (2) error corrections. This Statement requires that (a) changes in accounting principles and error corrections be reported retroactively by restating prior periods, (b) changes to or within the financial reporting entity be reported by adjusting beginning balances of the current period, and (c) changes in accounting estimates be reported prospectively by recognizing the change in the current period.

This Statement requires disclosure in notes to financial statements of descriptive information about accounting changes and error corrections, such as their nature. In addition, information about the quantitative effects on beginning balances of each accounting change and error correction should be disclosed by reporting unit in a tabular format to reconcile beginning balances as previously reported to beginning balances as restated. Furthermore, this Statement addresses how information that is affected by a change in accounting principle or error correction should be presented in required supplementary information (RSI) and supplementary information (SI). There were no significant impacts of implementing this Statement.

**Note 2: DETAILED NOTES ON ALL FUNDS**

***Deposits and Investments***

As of September 30, 2024, \$250,000 of the District's bank balances is covered by federal depository insurance (FDIC). Monies invested in amounts greater than the insurance coverage are secured by the qualified public depositories pledging securities with the State Treasurer in such amounts required by the Florida Security for Public Depositories Act. In the event of a default or insolvency of a qualified public depositor, the State Treasurer will implement procedures for payment of losses according to the validated claims of the District pursuant to Section 280.08, Florida Statutes.

The investment program is established in accordance with the District's investment policy, pertinent bond resolutions and Section 218.45, Florida Statutes, which allows the District to invest in the Florida State Board of Administration intergovernmental investment pool or any intergovernmental investment pool authorized pursuant to the Florida Interlocal Cooperation Act of 1969, direct obligations of the United States Government, obligations of the different agencies of the Federal Government, registered money market funds and accounts of state qualified public depositories.

**Lee County Hyacinth Control District**  
**Notes to Financial Statements**  
**September 30, 2024**

**Note 2: DETAILED NOTES ON ALL FUNDS (Continued)**

***Deposits and Investments (Continued)***

The investing of public funds with the Florida State Board of Administration (SBA) - Local Government Surplus Funds Trust Fund is governed by Section 218.407, Florida Statutes. The SBA is under regulatory oversight of the State of Florida. The investment pool consists largely of corporate notes and commercial paper. On September 30, 2024, the District had \$375,220 invested. The fair value of the District's position in the pool is equal to the value of the pooled shares or amortized cost.

The Florida Surplus Asset Fund Trust (Florida SAFE) is a common law trust organized under the laws of the State of Florida as an intergovernmental investment pool authorized pursuant to the Florida Interlocal Cooperation Act, as provided in Section 163.01 of the Florida Statutes. The investment pool consists of obligations guaranteed by the full faith and credit of the United States, U.S. government agency obligations, commercial paper, bank obligations and other obligations permitted by applicable Florida Statutes. At September 30, 2024, the District's share of Florida SAFE was \$266,873. The fair value of the District's position in the pool is equal to the value of the pooled shares or net asset value.

The Florida Fixed Income Trust (Florida FIT) is a common law trust organized under the laws of the State of Florida as an intergovernmental investment pool authorized pursuant to the Florida Interlocal Cooperation Act, as provided in Section 163.01 of the Florida Statutes. The investment pool consists of obligations guaranteed by the full faith and credit of the United States, U.S. government agency obligations, commercial paper, bank obligations and other obligations permitted by applicable Florida Statutes. At September 30, 2024, the District's share of Florida FIT was \$192,355. The fair value of the District's position in the pool is equal to the value of the pooled shares or amortized cost.

Under GASB Codification 150: *Investments*, if a participant has an investment in a qualifying external investment pool that measures for financial reporting purposes all of its investments at amortized cost it should disclose the presence of any limitations or restrictions on withdrawals (such as redemption notice periods, maximum transaction amounts, and the qualifying external investment pool's authority to impose liquidity fees or redemption gates) in notes to the financial statements. As of September 30, 2024, there were no redemption fees or maximum transaction amounts, or any other requirements that serve to limit the District's access to 100 percent of their account value in either external investment pool.

*Custodial credit risk* – Custodial credit risk for deposits is the risk in the event of the failure of a depository financial institution a government may not be able to recover deposits. Monies placed on deposit with financial institutions in the form of demand deposits, time deposits or certificate of deposits are defined as public deposits. The financial institutions in which the District places its deposits are certified as "qualified public depositories," as required under the Florida Security for Public Deposits Act. For an investment, this is the risk that, in the event of the failure of the counterparty, the District will not be able to recover the value of its investments or collateral securities that are in the possession of an outside party.

**Lee County Hyacinth Control District**  
**Notes to Financial Statements**  
**September 30, 2024**

**Note 2: DETAILED NOTES ON ALL FUNDS (Continued)**

***Deposits and Investments (Continued)***

*Interest rate risk* – Interest rate risk is the possibility that interest rates will rise and reduce the fair value of an investment. The District’s investment policy limits interest rate risk by requiring that an attempt be made to match investment maturities with known cash needs and anticipated cash flow requirements. In addition, investments of current operating funds are required to have maturities of no longer than twelve months.

*Credit risk* – Section 150: *Investments* of the GASB Codification requires that governments provide information about credit risk associated with their investments by disclosing the credit rating of investments in debt securities as described by nationally recognized statistical rating organizations. The District’s investment policy limit investments to securities with specific ranking criteria.

*Concentration risk* – Section 150: *Investments* of the GASB Codification requires disclosures of investments in any one issuer that represents five percent or more of total investments, excluding investments issued or explicitly guaranteed by the U.S government, investments in mutual funds, external investments pools and other pooled investments. The District’s investment policy does not address concentration risk.

*Fair Value* – GASB Codification Section 3100: *Fair Value Measurements* establishes a framework for measuring fair value. That framework provides a fair value hierarchy that prioritizes the inputs to valuation techniques used to measure fair value. The hierarchy gives the highest priority to unadjusted quoted prices in active markets for identical assets or liabilities (Level 1 measurements) and the lowest priority to unobservable inputs (Level 3 measurements).

The three levels of the fair value hierarchy under the codification are described as follows:

Level 1 (L1): Inputs to the valuation methodology are unadjusted quoted prices for identical assets or liabilities in active markets that the District has the ability to access.

Level 2 (L2): Inputs to the valuation methodology include:

- quoted prices for similar assets or liabilities in active markets;
- quoted prices for identical or similar assets or liabilities in inactive markets;
- inputs other than quoted prices that are observable for the asset or liability;
- inputs that are derived principally from or corroborated by observable market data by correlation or other means.

Level 3 (L3): Inputs to the valuation methodology are unobservable and significant to the fair value measurement.

The asset or liability’s fair value measurement level within the fair value hierarchy is based on the lowest level of any input that is significant to the fair value measurement. Valuation techniques used need to maximize the use of observable inputs and minimize the use of unobservable inputs.

**Lee County Hyacinth Control District**  
**Notes to Financial Statements**  
**September 30, 2024**

**Note 2: DETAILED NOTES ON ALL FUNDS (Continued)**

***Deposits and Investments (Continued)***

The categorization of the investments within the hierarchy is based upon the pricing transparency of the instrument and should not be perceived as the particular investment’s risk.

The following table sets forth by level, within the fair value hierarchy, the District’s assets at fair value as of September 30, 2024:

Investments measured at the net asset value (NAV)	
Florida SAFE	\$ 266,873
<hr/>	
Total investments measured at NAV	266,873
<hr/>	
Investments measured at amortized cost	
Cash and cash equivalents	533,124
Florida Fixed Income Trust	192,355
Florida PRIME (SBA)	375,220
<hr/>	
Total investments measured at amortized cost	1,100,699
<hr/>	
Total cash and investments	\$ 1,367,572
<hr/>	

***Inventories***

Inventories consisted of the following as of September 30, 2024:

	Carrying Amount
<hr/>	
Chemicals	\$ 88,139
Total	\$ 88,139
<hr/>	

**Lee County Hyacinth Control District**  
**Notes to Financial Statements**  
**September 30, 2024**

**Note 2: DETAILED NOTES ON ALL FUNDS (Continued)**

**Capital Assets**

The following is a summary of changes in capital assets during the year ended September 30, 2024:

	Balance October 1, 2023	Increases	Decreases	Balance September 30, 2024
<i>Non-depreciated assets:</i>				
Land	\$ 38,912	\$ -	\$ -	\$ 38,912
<i>Depreciated assets:</i>				
Buildings	1,287,545		-	1,287,545
Improvements other than buildings	26,420	-	-	26,420
Vehicles, machinery and equipment	935,150	217,454	(151,136)	1,001,468
Total capital assets at historical cost	2,288,027	217,454	(151,136)	2,354,345
Less accumulated depreciation for:				
Buildings	381,778	32,288	-	414,066
Improvements other than buildings	26,420	-	-	26,420
Vehicles, machinery and equipment	603,787	95,730	(112,699)	586,818
Total accumulated depreciation	1,011,985	128,018	(112,699)	1,027,304
Capital assets, net	\$ 1,276,042	\$ 89,436	\$ (38,437)	\$ 1,327,041

All depreciation is allocated to Health Services.

**Long-Term Debt and Liabilities**

	Balance October 1, 2023	Additions	Reductions	Balance September 30, 2024	Due Within One Year
Compensated absences	\$ 96,468	\$ 11,178	\$ (7,869)	\$ 99,777	\$ -
Net OPEB liability	969,977	-	(197,156)	772,821	-
Net pension liability	1,259,549	-	(29,532)	1,230,017	-
Total	\$ 2,325,994	\$ 11,178	\$ (234,557)	\$ 2,102,615	\$ -

**Note 3: STATE OF FLORIDA PENSION PLANS**

**Defined Benefit Plans**

The District participates in two defined benefit pension plans that are administered by the State of Florida, Department of Management Services, Division of Retirement. The plans provide retirement, disability or death benefits to retirees or their designated beneficiaries. Chapter 121, Florida Statutes, establishes the authority for benefit provisions. Changes to the law can only occur through an act of the Florida Legislature. The State of Florida issues a publicly available financial report that includes financial statements and required supplementary information for the plans. That report is available from the Florida Department of Management Services' website ([www.dms.myflorida.com](http://www.dms.myflorida.com)).

**Lee County Hyacinth Control District**  
**Notes to Financial Statements**  
**September 30, 2024**

**Note 3: STATE OF FLORIDA PENSION PLANS (Continued)**

***Defined Benefit Plans (Continued)***

The Florida Retirement System (FRS) Pension Plan is a cost-sharing, multiple-employer defined benefit pension plan with a Deferred Retirement Option Program (DROP) available for eligible employees. The FRS was established and is administered in accordance with Chapter 121, Florida Statutes. Retirees receive a lifetime pension benefit with joint and survivor payment options. FRS membership is compulsory for employees filling regularly established positions in a state agency, county agency, state university, state college, or district school board, unless restricted from FRS membership under Sections 121.053 or 121.122, Florida Statutes, or allowed to participate in a defined contribution plan in lieu of FRS membership. Participation by cities, municipalities, special districts, charter schools and metropolitan planning organizations is optional.

The Retiree Health Insurance Subsidy (HIS) Program is a cost-sharing, multiple-employer defined benefit pension plan established and administered in accordance with Section 112.363, Florida Statutes. The benefit is a monthly payment to assist retirees of the state-administered retirement systems in paying their health insurance costs. To be eligible to receive a HIS benefit, a retiree under a state administered retirement system must provide proof of eligible health insurance coverage, which can include Medicare.

***Benefits Provided***

Benefits under the FRS Pension Plan are computed on the basis of age and/or years of service, average final compensation, and service credit. Credit for each year of service is expressed as a percentage of the average final compensation. For members initially enrolled before July 1, 2011, the average final compensation is the average of the five highest fiscal years' earnings; for members initially enrolled on or after July 1, 2011, the average final compensation is the average of the eight highest fiscal years' earnings. The total percentage value of the benefit received is determined by calculating the total value of all service, which is based on the retirement plan and/or class to which the member belonged when the service credit was earned.

Eligible retirees and beneficiaries receive a monthly HIS payment equal to the number of years of service credited at retirement multiplied by \$7.50. The minimum payment is \$45 and the maximum payment is \$225 per month, pursuant to Section 112.363, Florida Statutes.

***Contributions***

The contribution requirements of plan members and the District are established and may be amended by the Florida Legislature. Employees are required to contribute 3.00% of their salary to the FRS.

**Lee County Hyacinth Control District**  
**Notes to Financial Statements**  
**September 30, 2024**

**Note 3: STATE OF FLORIDA PENSION PLANS (Continued)**

***Contributions (Continued)***

The District's contribution rates as of September 30, 2024, were as follows:

	FRS	HIS
Regular Class	11.63%	2.00%
Special Risk Class	30.79%	2.00%
Senior Management Service Class	32.52%	2.00%
Elected Officials	56.68%	2.00%
DROP from FRS	19.13%	2.00%

The District's contributions for the year ended September 30, 2024, were \$140,502 to the FRS and \$15,669 to the HIS.

***Pension Liabilities and Pension Expense***

In its financial statements for the year ended September 30, 2024, the District reported a liability for its proportionate shares of the net pension liabilities. The net pension liabilities were measured as of June 30, 2024 and the total pension liabilities used to calculate the net pension liability were determined by an actuarial valuation dated July 1, 2024. The District's proportions of the net pension liabilities were based on the District's share of contributions to the pension plans relative to the contributions of all participating entities, actuarially determined.

	FRS	HIS
Net pension liability	\$ 955,941	\$ 274,076
Proportion at:		
Current measurement date	0.002471108%	0.001827054%
Prior measurement date	0.002415258%	0.001871033%
Pension expense (benefit)	\$ 176,488	\$ 11,400

**Lee County Hyacinth Control District**  
**Notes to Financial Statements**  
**September 30, 2024**

**Note 3: STATE OF FLORIDA PENSION PLANS (Continued)**

***Deferred Outflows/Inflows of Resources Related to Pensions***

At September 30, 2024, the District reported deferred outflows of resources and deferred inflows of resources related to pensions from the following sources:

	FRS		HIS	
	Deferred Outflows of Resources	Deferred Inflows of Resources	Deferred Outflows of Resources	Deferred Inflows of Resources
Differences between expected and actual experience	\$ 96,576	\$ -	\$ 2,646	\$ (526)
Changes of assumptions	131,020	-	4,851	(32,447)
Net difference between projected and actual earnings on pension plan investments	-	(63,537)	-	(99)
Changes in proportion and differences between employer contributions and proportionate share of contributions	86,670	(2,572)	9,266	(12,137)
Employer contributions subsequent to the measurement date	37,649	-	4,300	-
<b>Total</b>	<b>\$ 351,915</b>	<b>\$ (66,109)</b>	<b>\$ 21,063</b>	<b>\$ (45,209)</b>

Deferred outflows of resources related to employer contributions paid subsequent to the measurement date and prior to the employer's fiscal year end will be recognized as a reduction of the net pension liability in the reporting period ending September 30, 2025. Other pension-related amounts reported as deferred outflows of resources and deferred inflows of resources will be recognized in pension expense as follows:

Year ending September 30,	FRS	HIS
2025	\$ 15,040	\$ (3,719)
2026	185,633	(5,676)
2027	29,781	(8,396)
2028	8,031	(5,816)
2029	9,672	(3,697)
Thereafter	-	(1,142)
<b>Total</b>	<b>\$ 248,157</b>	<b>\$ (28,446)</b>

***Actuarial Assumptions***

The total pension liability for each of the defined benefit plans, measured as of June 30, 2024, was determined by an actuarial valuation dated July 1, 2024, using the individual entry age normal actuarial cost method and the following significant actuarial assumptions:

	FRS	HIS
Inflation	2.40%	2.40%
Salary increases	3.50%	3.50%
Investment rate of return	6.70%	N/A
Discount rate	6.70%	3.93%

**Lee County Hyacinth Control District**  
**Notes to Financial Statements**  
**September 30, 2024**

**Note 3: STATE OF FLORIDA PENSION PLANS (Continued)**

***Actuarial Assumptions (Continued)***

Mortality assumptions for both plans were based on the PUB-2010 base tables projected generationally with Scale MP-2018.

For both plans, the actuarial assumptions were based on the results of an actuarial experience study for the period July 1, 2013, through June 30, 2018.

The following changes in key actuarial assumptions occurred in 2024:

HIS:

- The long-term expected rate of return and the discount rate used to determine the total pension liability increased from 3.65% to 3.93%

The long-term expected investment rate of return for the FRS Pension Plan was not based on historical returns, but instead was based on a forward-looking capital market economic model developed during 2023 by an outside investment consultant to the Florida State Board of Administration. Each asset class assumption is based on a consistent set of underlying assumptions, and includes an adjustment for the inflation assumption of 2.40%.

For the FRS Pension Plan, the table below summarizes the consulting actuary's assumptions based on the long-term target asset allocation.

Asset Class	Target Allocation	Annual Arithmetic Return	Compound Annual (Geometric) Return
Cash	1.0%	3.3%	3.3%
Fixed income	29.0%	5.7%	5.6%
Global equity	45.0%	8.6%	7.0%
Real estate (property)	12.0%	8.1%	6.8%
Private equity	11.0%	12.4%	8.8%
Strategic investments	2.0%	6.6%	6.2%
	<u>100%</u>		

**Lee County Hyacinth Control District  
Notes to Financial Statements  
September 30, 2024**

**Note 3: STATE OF FLORIDA PENSION PLANS (Continued)**

***Discount Rate***

The discount rate used to measure the total pension liability for the FRS Pension Plan was 6.70%. FRS' fiduciary net position was projected to be available to make all projected future benefit payments of current active and inactive employees. Therefore, the discount rate for calculating the total pension liability is equal to the long-term expected rate of return.

Because the HIS Program is essentially funded on a pay-as-you-go basis and the depletion date is considered to be immediate, a municipal bond rate of 3.65% was used to determine the total pension liability for the program. The Bond Buyer General Obligation 20-Year Municipal Bond Index was used as the applicable municipal bond index.

***Sensitivity Analysis***

The following tables demonstrate the sensitivity of the net pension liability to changes in the discount rate. The sensitivity analysis shows the impact to the District's proportionate share of the net pension liability if the discount rate was 1.00% higher or 1.00% lower than the current discount rate.

	FRS			HIS		
	1% Decrease (5.70%)	Current Discount Rate (6.70%)	1% Increase (7.70%)	1% Decrease (2.93%)	Current Discount Rate (3.93%)	1% Increase (4.93%)
Employer's proportionate share of the net pension liability	\$ 1,681,467	\$ 955,941	\$ 348,159	\$ 312,000	\$ 274,076	\$ 242,593

***Pension Plans' Fiduciary Net Position***

Detailed information about the pension plans' fiduciary net position is available in the State's separately issued financial reports.

***Defined Contribution Plan***

Pursuant to Chapter 121, Florida Statutes, the Florida Legislature created the Florida Retirement Investment Plan ("FRS Investment Plan"), a defined contribution pension plan qualified under Section 401(a) of the Internal Revenue Code. The FRS Investment Plan is an alternative available to members of the Florida Retirement System in lieu of the defined benefit plan. There is a uniform contribution rate covering both the defined benefit and defined contribution plans, depending on membership class. Required employer contributions made to the plan during the year ended September 30, 2024 were, \$13,662.

**Lee County Hyacinth Control District**  
**Notes to Financial Statements**  
**September 30, 2024**

**Note 4: OTHER POSTEMPLOYMENT BENEFIT PLAN**

The Plan has adopted Governmental Accounting Standards Board (GASB) Statement No. 75, *Accounting and Financial Reporting by Employers for Postemployment Benefits Other Than Pensions*.

***Plan Description***

The Lee County Hyacinth Control District provides post-employment health care and dental insurance benefits (OPEB) for retired employees and their spouses through a cost-sharing multiple-employer defined benefit plan, the Lee County Mosquito Control District/Lee County Hyacinth Control District OPEB Plan (the Plan). The benefits, benefit levels, employee contributions and employer contributions are governed by the Plan and can be amended by the Plan at any time. The Plan issues a publicly available financial report that includes financial statements and required supplementary information for the plans. That report may be obtained by writing to Lee County Hyacinth Control, 15191 Homestead Road, Lehigh Acres, FL 33971 or by calling (239) 694-2174.

***Benefits provided***

The District contributes a portion of the active health and dental premiums, 75% and 50%, respectively, for retirees and covered spouses participating in the District's group insurance plans who were hired prior to July 1, 2011. Retirees and covered spouses participating in the District's group insurance plans who were hired after July 1, 2011 will be asked to pay the full blended premium for any coverages elected.

In June 2012, the District amended the health benefit policy to increase the service requirement from 6 years to 10 years. However, the prior eligibility requirements remain in effect for anyone hired prior to July 2, 2011, who meets the 6 year service requirement and retires by June 2015.

When the retiree reaches eligibility age for Medicare, Medicare must become the primary provider; the District would then provide the supplemental coverage for the remainder of the benefit period.

***Funding Policy***

The contribution requirements of plan members and the District are established and may be amended by the District Commission. The contribution is based on projected pay-as-you-go financing requirements, with an additional amount to prefund benefits as determined annually by the District Commission. These contributions are neither mandated nor guaranteed. The District has retained the right to unilaterally modify its payment for retiree health care and life insurance benefits. The projection of benefits for financial reporting purposes does not explicitly incorporate the potential effects of legal or contractual funding limitations.

For the 2024 fiscal year, the District contributed \$500,000 to the Plan to prefund future benefits. Plan members receiving benefits contributed \$21,638.

**Lee County Hyacinth Control District**  
**Notes to Financial Statements**  
**September 30, 2024**

**Note 4: OTHER POSTEMPLOYMENT BENEFIT PLAN (Continued)**

***OPEB Liabilities, OPEB Expense, and Deferred Outflows of Resources and Deferred Inflows of Resources Related to OPEB***

At September 30, 2024, the District reported a liability of \$772,821 for its proportionate share of the net OPEB liability. The net OPEB liability was measured as of September 30, 2024, and the total OPEB liability used to calculate the net OPEB liability was determined by an actuarial valuation as of that date. The District's portion of the net OPEB liability was based on a projection of the District's long-term share of contributions to the OPEB plan relative to the projected contributions of all participating Districts, actuarially determined. At September 30, 2024, the District's proportion was 10.78 percent.

For the year ended September 30, 2024, the District recognized a reduction of employee benefit expense, due to OPEB activity, of \$109,191. At September 30, 2024, the District reported deferred outflows of resources and deferred inflows of resources related to OPEB from the following sources:

	Deferred Outflow of Resources	Deferred Inflow of Resources
Differences between expected and actual experience	\$ 44,653	\$ (33,233)
Changes of assumptions	-	(41,564)
Net difference between projected and actual earnings on OPEB plan investments	-	(74,818)
<b>Total</b>	<b>\$ 44,653</b>	<b>\$ (149,615)</b>

The amounts reported as deferred outflows of resources and deferred inflows of resources related to OPEB will be recognized in OPEB expense as follows:

Years ended September 30:	
2025	\$ (62,494)
2026	17,698
2027	(28,378)
2028	(31,788)
<b>Total</b>	<b>\$ (104,962)</b>

**Lee County Hyacinth Control District**  
**Notes to Financial Statements**  
**September 30, 2024**

**Note 4: OTHER POSTEMPLOYMENT BENEFIT PLAN (Continued)**

***Actuarial assumptions***

The total OPEB liability in the September 30, 2024 actuarial valuation was determined using the following actuarial assumptions, applied to all periods included in the measurement, unless otherwise specified:

Valuation Date:	September 30, 2023
Measurement Date:	September 30, 2024
Actuarial Cost Method:	Entry Age
Inflation:	3.00%
Salary Increases:	3.25%
Discount Rate	6.00%
Investment Rate of Return:	6.00%
Initial Trend Rate	7.50%
Ultimate Trend Rate	4.00%
Years to Ultimate	52

Retirement Rates: 100% are assumed to retire at age 62 and 6 years of service or upon completion of 30 years of service, regardless of age. Service-incurred disabled employees retire immediately, while non-duty related disabled employees retire upon completion of at least 6 years of service.

Health Care Inflation: Initial rate of 7.50% in fiscal 2024, grading down to the ultimate trend rate of 4.00% in fiscal 2076.

The mortality tables vary by age, gender, employee group (i.e. general, law enforcement officer) and health status (i.e. disabled and healthy). The current mortality rates are based on published tables and based on studies that cover significant portions of the U.S. population. The health mortality rates also contain a provision to reflect future mortality improvements.

The total OPEB liability in the September 30, 2024 actuarial report was based on the PUB-2010 base table varies by member category and sex; projected generationally with Scale MP-2018.

The Long-Term Expected Rate of Return on OPEB Plan investments was determined using a building-block method in which best-estimate ranges of expected future real rates of return (expected returns, net of OPEB plan investment expenses and inflation) are developed for each major asset class. These ranges are combined to produce the Long-Term Expected Rate of Return by weighting the expected future real rates of return by the target asset allocation percentage and by adding expected inflation.

**Lee County Hyacinth Control District  
Notes to Financial Statements  
September 30, 2024**

**Note 4: OTHER POSTEMPLOYMENT BENEFIT PLAN (Continued)**

***Actuarial Assumptions (Continued)***

The target allocation and best estimates of arithmetic real rates of return for each major asset class are summarized in the following table:

Asset Class	Target Allocation	Long Term Expected Real Rate of Return
Domestic Equity	30%	8.20%
International Equity	10%	3.30%
Bonds	40%	2.20%
Real Estate	10%	5.50%
Convertibles	10%	6.50%
<b>Total</b>	<b>100%</b>	

***Discount rate***

The discount rate used to measure the total OPEB liability was 6.00 percent. The projection of cash flows used to determine the Discount Rate assumed that current District contributions will be made at the current contribution rate which is above the Actuarially Determined Contribution. Based on this assumption, the OPEB Plan's Fiduciary Net Position was projected to provide all future benefit payments.

***Sensitivity of the District's proportionate share of the net OPEB liability to changes in the discount rate***

The following presents the Net OPEB Liability of the District, as well as what the District's Net OPEB Liability would be if it were calculated using a discount rate that is one percentage-point lower or one percentage-point higher than the current discount rate:

	1% Decrease 5.00%	Current Discount Rate 6.00%	1% Increase 7.00%
Net OPEB Liability	\$ 1,046,244	\$ 772,821	\$ 510,013

**Lee County Hyacinth Control District  
Notes to Financial Statements  
September 30, 2024**

**Note 4: OTHER POSTEMPLOYMENT BENEFIT PLAN (Continued)**

***Sensitivity of the District's proportionate share of the net OPEB liability to changes in the healthcare cost trend rates***

The following presents the Net OPEB Liability of the District, as well as what the District's Net OPEB Liability would be if it were calculated using healthcare cost trend rates that are one percentage-point lower or one percentage-point higher than the current healthcare cost trend rates:

	Healthcare Cost		
	1% Decrease	Trend Rates	1% Increase
	3.00%-6.50%	4.00%-7.50%	5.00%-8.50%
Net OPEB Liability	\$ 498,735	\$ 772,821	\$ 1,021,460

**Note 5: RISK MANAGEMENT**

The District maintains employee health insurance coverage from a commercial company for employees, retired employees and their eligible dependents. For the fiscal year ended September 30, 2024, the District reported incurred health insurance expense of \$169,927. There have been no claims in excess of insurance coverage as of September 30, 2024.

The District is exposed to various risks of loss related to torts; theft of, damage to and destruction of property and other assets; errors and omissions by employees; and natural disasters, particularly during the hurricane season of June through November. The District has purchased various types of insurance to protect itself. There have been no changes in insurance coverage during the current fiscal year. There were no changes in insurance coverage from the previous year. The District does not participate in a risk pool and does not retain any of the risks of loss.

**Note 6: RELATED PARTIES**

The District's Board of Commissioners is also the Board of Commissioners for the Lee County Mosquito Control District. The Lee County Mosquito Control District is an independent special district created to perform mosquito control and suppression in Lee County, Florida, in accordance with Chapter 388, Florida Statutes. The Lee County Mosquito Control District was created under the Laws of Florida, Chapter 98-461, and is funded by ad valorem tax revenues.

Both the District and the Lee County Mosquito Control District share facilities and equipment located at the Lee County Mosquito Control District's Buckingham complex. Mosquito Control District personnel perform a variety of support functions for the District such as finance, information technology, purchasing, fleet maintenance and facilities maintenance. The Executive Director of the Mosquito Control District is also the Executive Director of the District.

The costs of shared support functions provided by the Lee County Mosquito Control District are included in the budgetary process and are reimbursed by the District through allocations.



## REQUIRED SUPPLEMENTARY INFORMATION



## Lee County Hyacinth Control District Schedules of Proportionate Share of Net Pension Liability (Last 10 fiscal years)

<b>Florida Retirement System</b>	2024	2023	2022	2021	2020	2019	2018	2017	2016	2015
Employer's proportion of the net pension liability (asset)	0.002471109%	0.002415259%	0.002158257%	0.002112376%	0.001895012%	0.001961186%	0.001897105%	0.001800373%	0.002158257%	0.002244918%
Employer's proportionate share of the net pension liability (asset)	\$955,941	\$962,404	\$803,045	\$159,566	\$821,326	\$675,405	\$571,417	\$532,537	\$318,417	\$289,961
Employer's covered payroll	\$783,320	\$759,959	\$705,505	\$673,605	\$625,767	\$629,909	\$581,169	\$560,897	\$525,864	\$640,327
Employer's proportionate share of the net pension liability (asset) as a percentage of its covered payroll	122.04%	126.64%	113.83%	23.69%	131.25%	107.22%	98.32%	94.94%	60.55%	45.28%
Plan fiduciary net position as a percentage of the total pension liability	83.70%	82.38%	82.89%	96.40%	78.85%	82.61%	84.26%	83.89%	84.88%	92.00%
<b>Health Insurance Subsidy Program</b>	2024	2023	2022	2021	2020	2019	2018	2017	2016	2015
Employer's proportion of the net pension liability (asset)	0.001827054%	0.001871033%	0.001814419%	0.001878865%	0.001803005%	0.001861802%	0.001761914%	0.001820395%	0.001649299%	0.017779645%
Employer's proportionate share of the net pension liability (asset)	\$275,076	\$297,145	\$192,176	\$230,471	\$220,144	\$208,316	\$186,483	\$194,645	\$192,219	\$255,600
Employer's covered payroll	\$783,320	\$759,959	\$705,505	\$673,605	\$625,767	\$629,909	\$581,169	\$560,897	\$525,864	\$640,327
Employer's proportionate share of the net pension liability (asset) as a percentage of its covered payroll	35.12%	39.10%	27.24%	34.21%	35.18%	33.07%	32.09%	34.70%	36.55%	39.92%
Plan fiduciary net position as a percentage of the total pension liability	4.80%	4.12%	4.81%	3.56%	3.00%	2.63%	2.15%	1.64%	0.97%	0.50%

**Notes to schedules:**

- (1) The amounts presented for each fiscal year were determined as of the measurement date, which was June 30th of the current fiscal year.
- (2) The Plan's fiduciary net position as a percentage of the total pension liability is published in Note 4 of the Plan's Comprehensive Annual Financial Report.
- (3) The following changes in key actuarial assumptions occurred in 2024:

FRS: The salary increases including inflation increased from 3.25% to 3.50%

HIS: The discount rate used to determine the total pension liability increased from 3.65% to 3.93%. The salary increases including inflation increased from 3.25% to 3.50%.

## Lee County Hyacinth Control District Schedules of Employer Contributions (Last 10 fiscal years)

<b>Florida Retirement System</b>	2024	2023	2022	2021	2020	2019	2018	2017	2016	2015
Contractually required contribution	\$ 140,502	\$ 124,687	\$100,889	\$82,952	\$65,891	\$60,811	\$54,066	\$46,868	\$32,222	\$43,007
Contributions in relation to the contractually required contribution	140,502	124,687	100,889	82,952	65,891	60,811	54,066	46,868	32,222	43,007
Contribution deficiency (excess)	\$ -	\$ -	\$ -	\$ -	\$ -	\$ -	\$ -	\$ -	\$ -	\$ -
Employer's covered payroll	\$ 773,237	\$ 746,468	\$661,237	\$668,467	\$632,209	\$629,909	\$581,169	\$560,897	\$525,864	\$640,327
Contributions as a percentage of covered payroll	18.17%	16.70%	15.26%	12.41%	10.42%	9.65%	9.30%	8.36%	6.13%	6.72%
<b>Health Insurance Subsidy Program</b>	2024	2023	2022	2021	2020	2019	2018	2017	2016	2015
Contractually required contribution	\$ 15,669	\$ 13,229	\$11,714	\$10,959	\$10,497	\$10,338	\$9,555	\$9,634	\$8,765	\$8,553
Contributions in relation to the contractually required contribution	15,669	13,229	11,714	10,959	10,497	10,338	9,555	9,634	8,765	8,553
Contribution deficiency (excess)	\$ -	\$ -	\$ -	\$ -	\$ -	\$ -	\$ -	\$ -	\$ -	\$ -
Employer's covered payroll	\$ 773,237	\$ 746,468	\$661,237	\$668,467	\$632,209	\$629,909	\$581,169	\$560,897	\$525,864	\$640,327
Contributions as a percentage of covered payroll	2.03%	1.77%	1.77%	1.64%	1.66%	1.64%	1.64%	1.72%	1.67%	1.34%

**Notes to schedules:**

- (1) The amounts presented for each fiscal year were determined as of the measurement date, which was June 30th of the current fiscal year.
- (2) The following changes in key actuarial assumptions occurred in 2024:
  - FRS: The salary increases including inflation increased from 3.25% to 3.50%
  - HIS: The discount rate used to determine the total pension liability increased from 3.65% to 3.93%. The salary increases including inflation increased from 3.25% to 3.50%.

**Lee County Hyacinth Control District**  
**Schedules of Proportionate Share of the Net OPEB Liability**  
**(Last 10 fiscal years)**

	2024	2023	2022	2021	2020	2019	2018	2017
District's proportion of the net OPEB liability	10.78%	10.78%	10.78%	10.78%	10.78%	10.78%	10.78%	10.78%
District's proportionate share of the net OPEB liability (asset)	\$ 772,821	\$ 969,977	\$ 987,511	\$ 769,952	\$ 1,171,008	\$ 1,243,156	\$ 1,826,705	\$ 1,912,911
District's covered-employee payroll	\$ 783,320	\$ 759,959	\$ 705,505	\$ 668,467	\$ 632,209	\$ 629,909	\$ 581,169	\$ 560,897
District's proportionate share of the net OPEB liability (asset) as a percentage of its covered-employee payroll	98.66%	127.64%	139.97%	115.18%	185.22%	197.35%	314.32%	341.04%
Plan fiduciary net position as a percentage of the total OPEB liability	65.62%	56.13%	53.38%	62.71%	48.80%	44.14%	25.82%	19.43%

**Notes to schedules:**

(1) GASB required information for 10 years. However, until a full 10-year trend is compiled, the District is presenting information for only those years for information is available.

**Lee County Hyacinth Control District  
Schedules of OPEB Contributions  
(Last 10 fiscal years)**

	2024	2023	2022	2021	2020	2019	2018	2017
Contractually required contribution	129,152	141,688	\$ 146,231	\$ 124,766	\$ 155,912	\$ 156,814	\$ 197,073	\$ 207,353
Contributions in relation to the contractually required contribution	500,000	250,000	150,000	-	50,000	100,000	500,000	787,065
Contribution deficiency (excess)	<u>\$ (370,848)</u>	<u>\$ (108,312)</u>	<u>\$ (3,769)</u>	<u>\$ 124,766</u>	<u>\$ 105,912</u>	<u>\$ 56,814</u>	<u>\$ (302,927)</u>	<u>\$ (579,712)</u>
District's covered-employee payroll	\$ 783,320	\$ 759,959	\$ 705,505	\$ 668,467	\$ 632,209	\$ 629,909	\$ 629,909	\$ 560,897
Contribution as a percentage of covered-employee payroll	63.83%	32.90%	21.26%	0.00%	7.91%	15.88%	79.38%	140.32%

**Notes to schedules:**

(1) GASB required information for 10 years. However, until a full 10-year trend is compiled, the District is presenting information for only those years for information is available.



# COMPLIANCE





CARR, RIGGS & INGRAM, L.L.C.

Carr, Riggs & Ingram, L.L.C.  
4010 West Boy Scout Boulevard  
Suite 475  
Tampa, FL 33607

813.855.3036  
CRIadv.com

**INDEPENDENT AUDITOR’S REPORT ON INTERNAL CONTROL OVER  
FINANCIAL REPORTING AND ON COMPLIANCE AND OTHER MATTERS  
BASED ON AN AUDIT OF FINANCIAL STATEMENTS PERFORMED IN  
ACCORDANCE WITH *GOVERNMENT AUDITING STANDARDS***

Board of Commissioners  
Lee County Hyacinth Control District  
Fort Myers, Florida

We have audited, in accordance with the auditing standards generally accepted in the United States of America and the standards applicable to financial audits contained in *Government Auditing Standards* issued by the Comptroller General of the United States, the financial statements of the governmental activities and the major fund of the Lee County Hyacinth Control District, as of and for the year ended September 30, 2024, and the related notes to the financial statements, which collectively comprise the District’s basic financial statements and have issued our report thereon dated June 25, 2025.

**Report on Internal Control over Financial Reporting**

In planning and performing our audit of the financial statements, we considered the Lee County Hyacinth Control District’s internal control over financial reporting (internal control) as a basis for designing audit procedures that are appropriate in the circumstances for the purpose of expressing our opinions on the financial statements, but not for the purpose of expressing an opinion on the effectiveness of the District’s internal control. Accordingly, we do not express an opinion on the effectiveness of the District’s internal control.

A *deficiency in internal control* exists when the design or operation of a control does not allow management or employees, in the normal course of performing their assigned functions, to prevent, or detect and correct, misstatements on a timely basis. A *material weakness* is a deficiency, or a combination of deficiencies, in internal control such that there is a reasonable possibility that a material misstatement of the entity’s financial statements will not be prevented, or detected and corrected on a timely basis. A *significant deficiency* is a deficiency, or a combination of deficiencies, in internal control that is less severe than a material weakness, yet important enough to merit attention by those charged with governance.

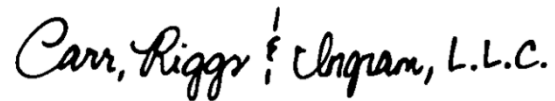
Our consideration of internal control was for the limited purpose described in the first paragraph of this section and was not designed to identify all deficiencies in internal control that might be material weaknesses or significant deficiencies. Given these limitations, during our audit we did not identify any deficiencies in internal control that we consider to be material weaknesses. However, material weaknesses may exist that have not been identified.

## Report on Compliance and Other Matters

As part of obtaining reasonable assurance about whether the District's financial statements are free from material misstatement, we performed tests of its compliance with certain provisions of laws, regulations, contracts, and grant agreements, noncompliance with which could have a direct and material effect on the financial statements. However, providing an opinion on compliance with those provisions was not an objective of our audit, and accordingly, we do not express such an opinion. The results of our tests disclosed no instances of noncompliance or other matters that are required to be reported under *Government Auditing Standards*.

### Purpose of this Report

The purpose of this report is solely to describe the scope of our testing of internal control and compliance and the results of that testing, and not to provide an opinion on the effectiveness of the entity's internal control or on compliance. This report is an integral part of an audit performed in accordance with *Government Auditing Standards* in considering the entity's internal control and compliance. Accordingly, this communication is not suitable for any other purpose.

A handwritten signature in black ink that reads "Carr, Riggs & Ingram, L.L.C." with a stylized flourish above the ampersand.

CARR, RIGGS & INGRAM, LLC

Tampa, Florida  
June 25, 2025



**CARR, RIGGS & INGRAM, L.L.C.**

**Carr, Riggs & Ingram, L.L.C.**  
4010 West Boy Scout Boulevard  
Suite 475  
Tampa, FL 33607

813.855.3036  
CRIadv.com

## **MANAGEMENT LETTER**

Board of Commissioners  
Lee County Hyacinth Control District  
Fort Myers, Florida

### **Report on the Financial Statements**

We have audited the financial statements of the Lee County Hyacinth Control District (the District), as of and for the fiscal year ended September 30, 2024, and have issued our report thereon dated April XX, 2025.

### **Auditor's Responsibility**

We conducted our audit in accordance with auditing standards generally accepted in the United States of America; the standards applicable to financial audits contained in *Government Auditing Standards*, issued by the Comptroller General of the United States and Chapter 10.550, Rules of the Auditor General.

### **Other Reporting Requirements**

We have issued our Independent Auditor's Report on Internal Control over Financial Reporting and on Compliance and Other Matters Based on an Audit of the Financial Statements Performed in Accordance with *Government Auditing Standards* and Independent Accountants' Report on an examination conducted in accordance with *AICPA Professional Standards*, AT-C Section 315, regarding compliance requirements in accordance with Chapter 10.550, Rules of the Auditor General. Disclosures in those reports and schedule, which are dated April XX, 2025, should be considered in conjunction with this management letter.

### **Official Title and Legal Authority**

Section 10.554(1)(i)4., Rules of the Auditor General, requires that the name or official title and legal authority for the primary government and each component unit of the reporting entity be disclosed in this management letter, unless disclosed in the notes to the financial statements. The Lee County Hyacinth Control District was established as described in Note 1. There were no component units related to the District.

## **Financial Condition and Management**

Sections 10.554(1)(i)5.a. and 10.556(7), Rules of the Auditor General, require us to apply appropriate procedures and communicate the results of our determination as to whether or not the District met one or more of the conditions described in Section 218.503(1), Florida Statutes, and to identify the specific condition met. In connection with our audit, we determined that the District did not meet any of the conditions described in Section 218.503(1), Florida Statutes.

Pursuant to Sections 10.554(1)(i)5.b. and 10.556(8), Rules of the Auditor General, we applied financial condition assessment procedures for the District. It is management's responsibility to monitor the District financial condition, and our financial condition assessment was based in part on representations made by management and review of financial information provided by same.

Section 10.554(1)(i)2., Rules of the Auditor General, requires that we communicate any recommendations to improve financial management. In connection with our audit, we did not have any such recommendations.

## **Specific Information**

As required by Section 218.39(3)(c), Florida Statutes, and Section 10.554(1)(i)6, Rules of the Auditor General, the Lee County Mosquito Control District reported:

- a) The total number of district employees compensated in the last pay period of the district's fiscal year as 9.
- b) The total number of independent contractors to whom nonemployee compensation was paid in the last month of the district's fiscal year as -0-.
- c) All compensation earned by or awarded to employees, whether paid or accrued, regardless of contingency as \$1,786,586.
- d) All compensation earned by or awarded to nonemployee independent contractors, whether paid or accrued, regardless of contingency as \$-0-.
- e) Each construction project with a total cost of at least \$65,000 approved by the district that is scheduled to begin on or after October 1 of the fiscal year being reported, together with the total expenditures for such project as \$-0-.
- f) A budget variance based on the budget adopted under Section 189.016(4), Florida Statutes, before the beginning of the fiscal year being reported if the district amends a final adopted budget under Section 189.016(6), Florida Statutes, N/A.

As required by Section 218.39(3)(c), Florida Statutes, and Section 10.554(1)(i)7, Rules of the Auditor General, the Lee County Mosquito Control District reported:

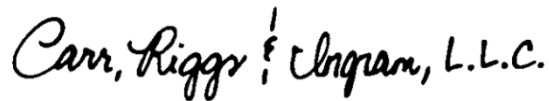
- a) The millage rate or rates imposed by the district as 0.0217
- b) The total amount of ad valorem taxes collected by or on behalf of the district as \$2,524,101.
- c) The total amount of outstanding bonds issued by the district and the terms of such bonds as \$-0-.

**Additional Matters**

Section 10.554(1)(i)3., Rules of the Auditor General, requires us to communicate noncompliance with provisions of contracts or grant agreements, or abuse, that have occurred, or are likely to have occurred, that have an effect on the financial statements that is less than material but warrants the attention of those charged with governance. In connection with our audit, we did not note any such findings.

**Purpose of this Letter**

Our management letter is intended solely for the information and use of the Legislative Auditing Committee, members of the Florida Senate and the Florida House of Representatives, the Florida Auditor General, Federal and other granting agencies, the Board of Directors, and applicable management, and is not intended to be and should not be used by anyone other than these specified parties.



CARR, RIGGS & INGRAM, LLC

Tampa, Florida  
June 25, 2025



Carr, Riggs & Ingram, L.L.C.  
4010 West Boy Scout Boulevard  
Suite 475  
Tampa, FL 33607

CARR, RIGGS & INGRAM, L.L.C.

813.855.3036  
CRIadv.com

**INDEPENDENT ACCOUNTANT'S REPORT IN ACCORDANCE WITH  
SECTION 218.415, FLORIDA STATUTES, LOCAL GOVERNMENT  
INVESTMENT POLICIES**

Board of Commissioners  
Lee County Hyacinth Control District  
Fort Myers, Florida

We have examined Lee County Hyacinth Control District (the District), compliance with the requirements of Section 218.415, Florida Statutes, Local Government Investment Policies, during the year ended September 30, 2024. Management is responsible for the District's compliance with those requirements. Our responsibility is to express an opinion on the District's compliance based on our examination.

Our examination was conducted in accordance with attestation standards established by the American Institute of Certified Public Accountants and, accordingly, included examining, on a test basis, evidence about the District's compliance with those requirements and performing such other procedures as we considered necessary in the circumstances. An examination involves performing procedures to obtain evidence about whether the District complied with the specified requirements. The nature, timing, and extent of the procedures selected depend on our judgment, including an assessment of the risks of material noncompliance, whether due to fraud or error. We believe that our examination provides a reasonable basis for our opinion.

We are required to be independent and to meet our other ethical responsibilities in accordance with relevant ethical requirements relating to the engagement.

Our examination does not provide a legal determination on the District's compliance with specified requirements.

In our opinion, the District complied, in all material respects, with the aforementioned requirements for the year ended September 30, 2024.

This report is intended solely for the information and use of management and the State of Florida Auditor General and is not intended to be and should not be used by anyone other than these specified parties.

A handwritten signature in black ink that reads "Carr, Riggs &amp; Ingram, L.L.C." in a cursive style.

CARR, RIGGS & INGRAM, LLC

Tampa, Florida  
June 25, 2025