

SUWANNEE VALLEY TRANSIT AUTHORITY
ANNUAL FINANCIAL REPORT
For the Fiscal Year Ended September 30, 2024

SUWANNEE VALLEY TRANSIT AUTHORITY
TABLE OF CONTENTS
September 30, 2024

	PAGE NO.
FINANCIAL SECTION	
Independent Auditor's Report	4
Management's Discussion and Analysis	7
Basic Financial Statements:	
Statement of Net Position	11
Statement of Activities	12
Governmental Funds Balance Sheet	13
Governmental Funds Statement of Revenues, Expenditures and Changes in Fund Balance	14
Reconciliation of the Statement of Revenues, Expenditures, and Changes in Fund Balances of the Governmental Funds to the Statement of Activities	15
Notes to Financial Statements	16
REQUIRED SUPPLEMENTARY INFORMATION	
Budgetary Comparison Schedule	37
Notes to Budgetary Comparison Schedule	38
Pension Schedules	
Schedule of Proportionate Share of Net Pension Liability	39
Schedule of Contributions	40
SUPPLEMENTARY INFORMATION - SINGLE AUDIT	
Schedule of Expenditures of Federal Awards and State Financial Assistance	42
Notes to Schedule Of Expenditures of Federal Awards and State Financial Assistance	43
Independent Auditor's Report on Compliance For Each Major Program and and on Internal Control Over Compliance Required by the OMB Uniform Guidance	44
Schedule of Findings and Questioned Costs	47
OTHER REPORTS AND LETTERS	
Independent Auditor's Report on Internal Control over Financial Reporting and on Compliance and Other Matters Based on an Audit of Financial Statements Performed in Accordance with Government Auditing Standards	49
Management Letter	51
Independent Accountant's Report on Compliance with Section 218.415, <i>Florida Statutes</i>	54
Communication with Those Charged with Governance	55

FINANCIAL SECTION



Powell and Jones CPA

1359 S.W. Main Blvd.
Lake City, FL 32025
Phone 386.755.4200

INDEPENDENT AUDITOR'S REPORT ON THE FINANCIAL STATEMENTS

To the Board of Directors
Suwannee Valley Transit Authority
Live Oak, Florida

Opinions

We have audited the accompanying financial statements of the governmental activities and the major fund of Suwannee Valley Transit Authority (the Authority) as of and for the fiscal year ended September 30, 2024, which comprise the Authority's basic financial statements as listed in the table of contents.

In our opinion, the financial statements referred to above present fairly, in all material respects, the financial position of the governmental activities and the major fund of the Authority as of September 30, 2024, and the changes in financial position for the fiscal year then ended in accordance with accounting principles generally accepted in the United States of America.

Basis for Opinions

We conducted our audit in accordance with auditing standards generally accepted in the United States of America and the standards applicable to financial audits contained in *Government Auditing Standards*, issued by the Comptroller General of the United States. Our responsibilities under those standards are further described in the Auditor's Responsibilities for the Audit of the Financial Statements section of our report. We are required to be independent of the Authority and to meet our other ethical responsibilities, in accordance with the relevant ethical requirements relating to our audit. We believe that the audit evidence we have obtained is sufficient and appropriate to provide a basis for our audit opinions.

Responsibilities of Management for the Financial Statements

Management is responsible for the preparation and fair presentation of these financial statements in accordance with accounting principles generally accepted in the United States of America, and for design, implementation, and maintenance of internal control relevant to the preparation and fair presentation of financial statements that are free from material misstatement, whether due to fraud or error.

In preparing the financial statements, management is required to evaluate whether there are conditions or events, considered in the aggregate, that raise substantial doubt about the Authority's ability to continue as a going concern for twelve months beyond the financial statement date, including any currently known information that may raise substantial doubt shortly thereafter.

Auditor's Responsibilities for the Audit of the Financial Statements

Our objectives are to obtain reasonable assurance about whether the financial statements as a whole are free from material misstatement, whether due to fraud or error, and to issue an auditor's report that includes our opinions. Reasonable assurance is a high level of assurance but is not absolute assurance and therefore is not a guarantee that an audit conducted in accordance with generally

accepted auditing standards and *Government Auditing Standards* will always detect a material misstatement when it exists. The risk of not detecting a material misstatement resulting from fraud is higher than for one resulting from error, as fraud may involve collusion, forgery, intentional omissions, misrepresentations, or the override of internal control. Misstatements are considered material if there is a substantial likelihood that, individually or in the aggregate, they would influence the judgment made by a reasonable user based on the financial statements.

In performing an audit in accordance with generally accepted auditing standards and *Government Auditing Standards*, we:

- Exercise professional judgment and maintain professional skepticism throughout the audit.
- Identify and assess the risks of material misstatement of the financial statements, whether due to fraud or error, and design and perform audit procedures responsive to those risks. Such procedures include examining, on a test basis, evidence regarding the amounts and disclosures in the financial statements.
- Obtain an understanding of internal control relevant to the audit in order to design audit procedures that are appropriate in the circumstances, but not for the purpose of expressing an opinion on the effectiveness of the Authority's internal control. Accordingly, no such opinion is expressed.
- Evaluate the appropriateness of accounting policies used and the reasonableness of significant accounting estimates made by management, as well as evaluate the overall presentation of the financial statements.
- Conclude whether, in our judgment, there are conditions or events, considered in the aggregate, that raise substantial doubt about the Authority's ability to continue as a going concern for a reasonable period of time.

We are required to communicate with those charged with governance regarding, among other matters, the planned scope and timing of the audit, significant audit findings, and certain internal control-related matters that we identified during the audit.

Required Supplementary Information

Accounting principles generally accepted in the United States of America require that the management's discussion and analysis, budgetary comparison information, and pension schedules as listed in the table of contents be presented to supplement the basic financial statements. Such information, although not a part of the basic financial statements, is required by the Governmental Accounting Standards Board, who considers it to be an essential part of financial reporting for placing the basic financial statements in an appropriate operational, economic, or historical context. We have applied certain limited procedures to the required supplementary information in accordance with auditing standards generally accepted in the United States of America, which consisted of inquiries of management about the methods of preparing the information and comparing the information for consistency with management's responses to our inquiries, the basic financial statements, and other knowledge we obtained during our audit of the basic financial statements. We do not express an opinion or provide any assurance on the information because the limited procedures do not provide us with sufficient evidence to express an opinion or provide any assurance.

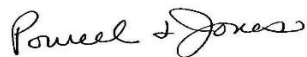
Supplementary Information

Our audit was conducted for the purpose of forming opinions on the financial statements that collectively comprise the Authority's financial statements as a whole. The accompanying Schedule of Expenditures of Federal Awards and State Financial Assistance is presented for purposes of

additional analysis as required by Title 2 U.S. Code of Federal Regulations (CFR) Part 200, *Uniform Administrative Requirements, Cost Principles and Audit Requirements for Federal Awards* and is not a required part of the financial statements. The Schedule of Expenditures of Federal Awards and State Financial Assistance is the responsibility of management and was derived from and relates directly to the underlying accounting and other records used to prepare the financial statements. The information has been subjected to the auditing procedures applied in the audit of the financial statements and certain additional procedures, including comparing and reconciling such information directly to the underlying accounting and other records used to prepare the financial statements or to the financial statements themselves, and other additional procedures in accordance with auditing standards generally accepted in the United States of America. In our opinion, the information is fairly stated in all material respects in relation to the financial statements as a whole.

Other Reporting Required by Government Auditing Standards

In accordance with *Government Auditing Standards*, we have also issued our report dated June 20, 2025, on our consideration of the Authority's internal control over financial reporting and on our tests of its compliance with certain provisions of laws, regulations, contracts, and grant agreements and other matters. The purpose of that report is to describe the scope of our testing of internal control over financial reporting and compliance and the results of that testing, and not to provide an opinion on internal control over financial reporting or on compliance. That report is an integral part of an audit performed in accordance with *Government Auditing Standards*, in considering the Authority's internal control over financial reporting and compliance.



Powell and Jones CPA
Lake City, Florida
June 20, 2025

SUWANNEE VALLEY TRANSIT AUTHORITY

Management's Discussion and Analysis

As management of the Suwannee Valley Transit Authority (the Authority), we offer readers of the Authority's financial statements this narrative overview and analysis of the financial activities of the Authority for the fiscal year ended September 30, 2024.

Overview of the Financial Statements

This discussion and analysis is intended to serve as an introduction to the Authority's basic financial statements. The Authority's basic financial statements comprise four components: 1) government-wide financial statements, 2) fund financial statements, and 3) notes to the financial statements. 4) Required Supplementary Information and 5) Supplementary Information which are described below.

Government-wide financial statements - The *government-wide financial statements* are designed to provide readers with a broad overview of the Authority's finances in a manner similar to a private-sector business.

The *statement of net position* presents information on all of the Authority's assets and liabilities, with the difference between the two reported as net position. Over time, increases or decreases in net position may serve as a useful indicator of whether the financial position of the Authority is improving or deteriorating.

The *statement of activities* presents information showing how the government's net position changed during the most recent fiscal year. All changes in net position are reported as soon as the underlying event giving rise to the change occurs, *regardless of the timing of related cash flows*. Thus, revenues and expenses are reported in this statement for some items that will only result in cash flows in future fiscal periods.

The governmental activities of the Authority include transportation services.

Fund financial statements - A *fund* is a grouping of related accounts that is used to maintain control over resources that have been segregated for specific activities or objectives. The Authority, like other state and local governments, uses fund accounting to ensure and demonstrate compliance with finance-related legal requirements.

Governmental funds - *Governmental funds* are used to account for essentially the same functions reported as *governmental activities* in the government-wide financial statements. However, unlike the government-wide financial statements, governmental fund financial statements focus on *near-term inflows and outflows of spendable resources*, as well as on *balances of spendable resources* available at the end of the fiscal year. Such information may be useful in evaluating a government's near-term financing requirements.

Because the focus of governmental funds is narrower than that of the government-wide financial statements, it is useful to compare the information presented for *governmental funds* with similar information presented for *governmental activities* in the government-wide financial statements. By doing so, readers may better understand the long-term impact of the government's near-term financing decisions. Both the governmental fund balance sheet

and the governmental fund statement of revenues, expenditures, and changes in fund balance provide a reconciliation to facilitate this comparison between *governmental funds* and *governmental activities*.

The Authority maintains one governmental fund. Information is presented in the governmental fund balance sheet and in the governmental fund statement of revenues, expenditures and changes in fund balance for the general fund which is considered to be a major fund.

The Authority adopts an annual appropriated budget for its general fund. A budgetary comparison statement has been provided for the general fund to demonstrate legal compliance with this budget.

Notes to the financial statements - The notes provide additional information that is essential to a full understanding of the data provided in the government-wide and fund financial statements.

Required supplementary information – The required supplementary information section contains the Authority’s budgetary information.

Supplementary information – The supplementary information section contains grant schedules and notes required for the federal single audit.

Government-wide Financial Analysis

As noted earlier, net position may serve over time as a useful indicator of a government’s financial position. In the case of the Authority, assets and deferred outflows of resources exceeded liabilities and deferred inflows of resources by \$2,661,352 at the close of the most recent fiscal year.

A large portion of the Authority net position is tied up in its investment in capital assets (e.g., land, buildings, improvements, vehicles, and equipment), less any related debt used to acquire those assets that are still outstanding. The Authority uses these capital assets to provide services to citizens; consequently, these assets are not available for future spending. Although the Authority’s investment in its capital assets is reported net of related debt (if applicable), it should be noted that the resources needed to repay liabilities must be provided from other sources, since the capital assets themselves cannot be used to liquidate these liabilities.

Suwannee Valley Transit Authority's Net Position

	Governmental Activities	
	September 30,	
	2024	2023
Current and other assets	\$ 2,528,206	\$ 2,552,350
Capital assets	1,053,128	810,112
Total assets	3,581,334	3,362,462
Deferred outflows of resources	248,120	236,311
Current liabilities	27,830	81,630
Net pension liability	890,280	902,000
Accrued compensated absences	41,097	52,220
Total liabilities	959,207	1,035,850
Deferred inflows of resources	208,895	206,689
Net position		
Invested in capital assets, net of related debt	1,053,128	810,112
Unrestricted	1,608,224	1,546,122
Total net position	\$ 2,661,352	\$ 2,356,234

Governmental activities - Governmental activities increased the Suwannee Valley Transit Authority's net assets by \$305,118.

The key element of this increase was grant activities.

Suwannee Valley Transit Authority's Changes in Net Position

	Governmental Activities	
	For the Fiscal Year Ended September 30,	
	2024	2023
Revenues:		
Program revenues:		
Charges for services	\$ 325,895	\$ 195,913
Operating grants and contributions	1,397,425	2,422,280
Capital grants and contributions	565,680	66,775
General revenues:		
Interest & other revenue	98,388	92,953
Total revenues	2,387,388	2,777,921
Expenses:		
Transportation services	2,082,270	2,155,358
Total expenses	2,082,270	2,155,358
Change in net position	305,118	622,563
Net position at beginning of year	2,356,234	1,733,671
Net position at end of year	\$ 2,661,352	\$ 2,356,234

Financial Analysis of the Government's Funds

As noted earlier, the Authority uses fund accounting to ensure and demonstrate compliance with finance-related legal requirements.

Governmental funds - The focus of the Authority's *governmental fund* is to provide information on near-term inflows, outflows, and balances of *spendable* resources. Such information is useful in assessing the Authority's financing requirements. In particular, *unassigned fund balance* may serve as a useful measure of a government's net resources available for spending at the end of the fiscal year.

As of the end of the current fiscal year, the Authority's governmental funds reported ending fund balance of \$2,204,605 on the Governmental Fund Balance Sheet, a net increase of \$92,205 caused primarily by grant revenues being received that were earned in the prior fiscal year.

The general fund is the chief operating fund of the Authority. At the end of the current fiscal year, unassigned fund balance was \$2,199,695.

General Fund Budgetary Highlights

The General Fund original budget was amended based on updated financial data as of June 1, 2024, to better reflect anticipated revenues and expenditures. This mid-year adjustment reduced budgeted expenditures by \$1,007,086 to align with actual funding trends and operational needs.

Capital Asset and Debt Administration

Capital assets. The Authority's investment in capital assets for its governmental activities as of September 30, 2024, amounts to \$1,053,128 (net of accumulated depreciation). This investment in capital assets includes land, buildings, improvements, equipment, and vehicles. The total increase in the Authority's investment in capital assets for the current fiscal year was \$243,016, a 30% percent increase. The key factor in this increase was new asset purchases.

Economic Factors and Next Year's Budgets and Rates

The main considerations for the 2023-2024 budget and rates were the economy, local government funding and governmental grant funding. These factors were considered in preparing the Authority's budget for the 2024-2025 fiscal year.

Requests for Information

This financial report is designed to provide a general overview of the Authority's finances for all those with an interest in the government's finances. Questions concerning any of the information provided in this report or requests for additional financial information should be addressed to Administrator, 1907 Voyles Street, Live Oak, Florida 32060.

SUWANNEE VALLEY TRANSIT AUTHORITY
STATEMENT OF NET POSITION
September 30, 2024

ASSETS	<u>Governmental Activities</u>
Cash and cash equivalents	\$ 1,328,103
Investments	790,577
Receivables	404,616
Prepaid expenses	4,910
Capital assets, net	<u>1,053,128</u>
Total Assets	<u>3,581,334</u>
 DEFERRED OUTFLOWS OF RESOURCES	 <u>248,120</u>
 LIABILITIES	
Current Liabilities:	
Accounts payable and accrued liabilities	27,830
 Noncurrent liabilities:	
Accrued compensated absences	41,097
Net pension liability	<u>890,280</u>
Total Liabilities	<u>959,207</u>
 DEFERRED INFLOWS OF RESOURCES	 <u>208,895</u>
 NET POSITION	
Invested in capital assets	1,053,128
Unrestricted	<u>1,608,224</u>
Total Net Position	<u><u>\$ 2,661,352</u></u>

See notes to financial statements.

SUWANNEE VALLEY TRANSIT AUTHORITY
STATEMENT OF ACTIVITIES
For the Fiscal Year Ended September 30, 2024

FUNCTIONS AND PROGRAMS	EXPENSES	CHARGES FOR SERVICES	OPERATING GRANTS AND CONTRIBUTIONS	CAPITAL GRANTS AND CONTRIBUTIONS	NET REVENUE (EXPENSE) AND CHANGE IN NET POSITION
Governmental activities					
Transportation services	\$ 2,082,270	\$ 325,895	\$ 1,397,425	\$ 565,680	\$ 206,730
Total governmental activities	<u>\$ 2,082,270</u>	<u>\$ 325,895</u>	<u>\$ 1,397,425</u>	<u>\$ 565,680</u>	<u>206,730</u>
			General revenues:		
			Interest revenue		46,894
			Other revenue		51,494
			Change in net position		<u>305,118</u>
			Net position at beginning of year		<u>2,356,234</u>
			Net position at end of year		<u>\$ 2,661,352</u>

See notes to financial statements.

SUWANNEE VALLEY TRANSIT AUTHORITY
GOVERNMENTAL FUNDS
BALANCE SHEET
September 30, 2024

	General Fund
ASSETS	
Cash and cash equivalents	\$ 1,328,103
Investments	790,577
Receivables	404,616
Prepaid expenses	4,910
Total Assets	2,528,206
LIABILITIES	
Accounts payable	22,126
Accrued wages and benefits	5,704
Total Liabilities	27,830
DEFERRED INFLOWS OF RESOURCES	
Unavailable revenues	295,771
FUND BALANCE	
Non-spendable - prepaid expenses	4,910
Unassigned	2,199,695
Total Fund Balance	2,204,605
Amounts reported for governmental activities in the statement of net assets are different because:	
Receivables on grant revenues that are not currently available (received after 60 days of year end) are not reported in the governmental funds	295,771
Capital assets used in governmental activities are not financial resources and therefore, are not reported in the funds.	1,053,128
Deferred outflows of resources represent a consumption of fund equity that will be reported as an outflow of resources in a future period and therefore are not reported in the governmental funds.	248,120
Deferred inflows of resources represent an acquisition of fund equity that will be recognized as an inflow of resources in a future period and therefore are not reported in the governmental funds.	(208,895)
Long-term liabilities are not due and payable in the current period and, therefore are not reported in the funds.	
Net pension liability	(890,280)
Accrued compensated absences	(41,097)
Net position of governmental activities	\$ 2,661,352

See notes to financial statements.

SUWANNEE VALLEY TRANSIT AUTHORITY
GOVERNMENTAL FUNDS
STATEMENT OF REVENUES, EXPENDITURES AND CHANGES
IN FUND BALANCE
For the Fiscal Year Ended September 30, 2024

	General Fund
Revenues	
Intergovernmental	\$ 2,025,653
Charges for services	325,896
Interest	46,894
Other	51,494
Total revenues	2,449,937
 Expenditures	
Current:	
Transportation	
Personnel	1,271,829
Operating	520,223
Capital outlay	565,680
Total expenditures	2,357,732
 Net Change in fund balance	92,205
 Fund balance at beginning of year	2,112,400
Fund balance at end of year	\$ 2,204,605

See notes to financial statements.

SUWANNEE VALLEY TRANSIT AUTHORITY
RECONCILIATION OF THE STATEMENT OF REVENUES,
EXPENDITURES AND CHANGES IN FUND BALANCE OF THE
GOVERNMENTAL FUNDS TO THE STATEMENT OF ACTIVITIES
For the Fiscal Year Ended September 30, 2024

Amounts reported for net change in fund balance in the governmental funds and change in net position in the statement of activities are different because:

Net change in fund balance - total governmental funds	\$	92,205
---	----	--------

Government funds report capital outlays as expenditures. However, in the statement of activities the cost of those assets is allocated over their estimated useful lives and reported as depreciation expense. Losses on the disposition of fixed assets are not recorded in governmental funds but are reported on the Statement of Activities.

This is the amount by which capital outlay was exceeded by depreciation and losses on disposal of fixed assets.		243,016
---	--	---------

Some expenses reported in the statement of activities do not require the use of current financial resources and, therefore, are not reported as expenditures in governmental funds.

Compensated absences		11,123
Change in net pension liability		11,720
Change in deferred inflows/outflows of resources related to pensions		9,603

Some revenues reported in the statement of activities are not available as current financial resources and, therefore, are not reported as revenues in governmental funds.

Change in unavailable revenue		<u>(62,549)</u>
-------------------------------	--	-----------------

Change in net position of governmental activities	\$	<u><u>305,118</u></u>
---	----	-----------------------

See notes to financial statements.

SUWANNEE VALLEY TRANSIT AUTHORITY
NOTES TO FINANCIAL STATEMENTS
SEPTEMBER 30, 2024

Note 1. Summary of Significant Accounting Policies

A. Reporting Entity

Suwannee Valley Transit Authority (the Authority) meets the criteria of and is classified as an independent special district of the State of Florida as defined in Chapter 189 *Florida Statutes*. The Authority was established by an Interlocal agreement between Columbia, Suwannee and Hamilton Counties on August 9, 1976. The Authority provides public transportation services within its three member counties. It is governed by an appointed six-member board. The Authority has no component units required to be included in these financial statements or separately disclosed.

B. Government-wide and fund financial statements

The government-wide financial statements (i.e., the statement of net position and the statement of activities) report information on all of the non-fiduciary activities of the primary government. The statement of activities demonstrates the degree to which the direct expenses of a given function or segment are offset by program revenues. *Direct expenses* are those that are clearly identifiable with a specific function or segment. *Program revenues* include 1) charges to customers or applicants who purchase, use, or directly benefit from goods, services, or privileges provided by a given function or segment and 2) grants and contributions that are restricted to meeting the operational or capital requirements of a particular function or segment. Other items not properly included among program revenues are reported instead as *general revenues*.

C. Measurement focus, basis of accounting, and financial statement preparation

The government-wide financial statements are reported using the economic resources measurement focus and the accrual basis of accounting. Revenues are recorded when earned and expenses are recorded when a liability is incurred, regardless of the timing of related cash flows. Grants and similar items are recognized as revenue as soon as all eligibility requirements imposed by the provider have been met.

Governmental fund financial statements are reported using the *current financial resources measurement focus* and the *modified accrual basis of accounting*. Revenues are recognized as soon as they are both measurable and available. Revenues are considered to be *available* when they are collectible within the current period or soon enough thereafter to pay liabilities of the current period.

For this purpose, the government considers revenues to be available if they are collected within 60 days of the end of the current fiscal period. Expenditures generally are recorded when a liability is incurred, as under accrual accounting. Debt service expenditures, as well as expenditures related to compensated absences and claims and judgments, are recorded only when payment is due.

Program Revenues - Amounts reported as program revenues include 1) charges to customers for transportation services and 2) grants and contributions that are restricted to meeting the operational or capital requirements of the government. Other revenues are reported as general revenue rather than as program revenues.

Encumbrances – Encumbrance accounting, under which purchase orders, contracts, and other commitments for the expenditures of monies are recorded in order to reserve that portion of the applicable appropriation, is not used by the Authority.

The Authority reports the following major governmental fund:

The *general fund* is the government's primary operating fund. It accounts for all financial resources of the general government, except those required to be accounted for in another fund.

Private-sector standards of accounting and financial reporting issued prior to December 1, 1989, generally are followed in the government-wide financial statements to the extent that those standards do not conflict with or contradict guidance of the Governmental Accounting Standards Board.

When both restricted and unrestricted resources are available for use, it is the Authority's policy to use restricted resources first, then unrestricted resources as they are needed.

D. Assets, Liabilities, and Net Position or Equity

1. Deposits

The Authority's cash and cash equivalents are considered to be cash on hand, demand deposits and short-term investments with original maturities of three months or less from the date of acquisition.

State statutes authorize the Authority to invest in direct obligations of the U.S. Treasury, Local Government Surplus Trust Fund, or any intergovernmental investment pool authorized pursuant to the Florida Inter-local Cooperation Act of 1969, SEC registered money market funds with the highest credit quality rating, and savings and CD accounts in state-certified public depositories. The Authority had no such investments during the year.

2. Compensated Absences

It is the Authority's policy to permit employees to accumulate earned but unused vacation and sick pay benefits. All vacation pay and sick pay is accrued when incurred in the government-wide financial statements. A liability for these amounts is reported in governmental funds only if they have matured, for example, as a result of employee resignations and retirements.

3. Use of Estimates

The preparation of financial statements in conformity with accounting principles generally accepted in the United States of America requires management to make estimates and assumptions that affect certain reported amounts and disclosures. Accordingly, actual results could differ from those estimates.

4. Prepaid Items

Certain payments to vendors reflect costs applicable to future accounting periods and are recorded as prepaid items in both government-wide and fund financial statements.

5. Capital Assets

Capital assets, which include property and equipment, are reported in the applicable governmental activities column in the government-wide financial statements. For financial reporting purposes, capital assets are defined by the government as assets with an initial, individual cost of more than \$5,000 and an estimated useful life in excess of one year. Such assets are recorded at historical costs or estimated historical cost if purchased or constructed. Donated capital assets are recorded at acquisition value.

The costs of normal maintenance and repairs that do not add to the value of the asset or materially extend assets' lives are not capitalized.

Major outlays for capital assets and improvements are capitalized as projects are constructed.

Property and equipment of the Authority is depreciated using the straight-line method over the following estimate useful lives:

<u>Assets</u>	<u>Years</u>
Buildings	15 - 31.5
Vehicles	5 - 15
Office equipment	5 - 7
Computer equipment	5

6. Deferred Outflows/Inflows of Resources

In addition to assets, the statement of net position will sometimes report a separate section for deferred outflows of resources. This separate financial statement element, *deferred outflows of resources*, represents a consumption of net position that applies to a future period and so will not be recognized as an outflow of resources (expense/expenditure) until then. The Authority only has one item that qualifies for reporting in this category. It is the deferred charge on pensions in the government-wide statement of net position. Deferred outflows of resources on pensions are recorded when actual earnings on pension plan investments exceed projected earnings and are amortized to pension expense using a systematic and rational method over a closed five-year period. Deferred outflows of resources on pensions also include the difference between expected and actual experience with regard to economic or demographic factors; changes of assumptions about future economic, demographic, or other input factors; or changes in the Authority's proportionate share of net pension liability. These are amortized over the average expected remaining service lives of all employees that are provided with pensions through each pension plan. Contributions to pension plans made subsequent to the measurement date are also deferred and reduce net pension liability in the subsequent year.

In addition to liabilities, the statement of net position will sometimes report a separate section for deferred inflows of resources. This separate financial statement's element, *deferred inflows of resources*, represents an acquisition of net position that applies to a future period and so will not be recognized as an inflow of resources (revenue) until that time. The Authority has only one type of item that qualifies for reporting in this category, which is related to pensions. Deferred inflows on pensions are recorded when actual earnings on pension plan investments exceed projected earnings and are amortized to pension revenue using a systematic and rational method over a closed five-year period. Deferred inflows on pensions also include the difference between expected and actual experience with regard to economic or demographic factors; changes of

assumptions about future economic, demographic, or other input factors; or changes in the Authority's proportionate share of net pension liability. These are amortized over the average expected remaining service lives of all employees that are provided with pensions through each pension plan.

7. Fund Equity

The Authority follows GASB Statement No. 54, "Fund Balance Reporting and Governmental Fund Type Definitions." This Statement provides clearly defined fund balance categories to make the nature and extent of the constraints placed on a government's fund balance more transparent. The following classifications describe the relative strength of the spending constraints.

Non-spendable fund balance – includes amounts that cannot be spent because they are either (a) not in spendable form or (b) are legally or contractually required to be maintained intact. The Authority had \$4,910 in prepaid expense recorded as a non-spendable fund balance as of September 30, 2024.

Restricted fund balance – includes amounts for which constraints have been placed on the use of the resources either (a) externally imposed by creditors (such as through a debt covenant), grantors, contributors, or laws or regulations of other governments or (b) imposed by provisions or enabling legislation. The Authority did not have any restricted resources as of September 30, 2024.

Committed fund balance – includes amounts that can be used only for specific purposes pursuant to constraints imposed by formal action of the Board of Directors. These amounts cannot be used for any other purpose unless the Board of Directors removes or changes the specified use by taking the same type of action (ordinance or resolution) that was employed when the funds were initially committed. This classification also includes contractual obligations to the extent that existing resources have been specifically committed for use in satisfying those contractual requirements. The Authority did not have any committed resources as of September 30, 2024.

Assigned fund balance – includes amounts that are constrained by the Authority's intent to be used for a specific purpose but are neither restricted nor committed. This intent can be expressed by the Board of Directors or through the Board delegating this responsibility to the Administrator through the budgetary process. The Authority did not have any assigned resources as of September 30, 2024.

Unassigned fund balance – includes amounts that have not been assigned, committed, or restricted within the General fund.

The Authority's policy is to use restricted fund balances first, followed by committed resources, and then assigned resources, as appropriate opportunities arise, but reserves the right to selectively spend unassigned resources first to defer the use of these other classified funds.

Note 2. Reconciliation of Government-Wide and Fund Financial Statements

A. Explanation of certain differences between the governmental fund balance sheet and the government-wide statement of net position

The governmental fund balance sheet includes a reconciliation between fund balance - total governmental funds and net position – governmental activities as reported in the government-wide

statement of net position. "Net Position" of the Authority's governmental fund \$2,204,605 differs from "net position" of governmental activities \$2,661,352 reported in the statement of net position by \$456,747. This difference primarily results from the long-term economic focus of the statement of net position versus the current financial resources focus of the governmental fund balance sheet. A reconciliation of this difference follows:

Capital related items

When capital assets (property and equipment) that are to be used in governmental activities are purchased or constructed, the cost of these assets are reported as expenditures in the governmental fund. However, the statement of net position included those capital assets among the assets of the Authority as a whole.

Cost of capital assets	\$ 4,070,300
Accumulated depreciation	<u>(3,017,172)</u>
Fixed assets, net	<u>\$ 1,053,128</u>

Noncurrent liabilities

Noncurrent liabilities are not due and payable in the current period and, therefore, are not reported in the funds. Also, repayment of noncurrent liabilities is an expenditure in governmental fund statements but reduces noncurrent liabilities in the statement of net position. The details of this difference are as follows:

Net pension liability	\$ (890,280)
Compensated absences	<u>(41,097)</u>
	<u>\$ (931,377)</u>

Deferred outflows/inflows of resources

Deferred outflows of resources represent a consumption of net position in a future period while deferred inflows of resources represent an acquisition of net position in a future period and accordingly, are not reported in the governmental fund statements.

Net deferred inflows and outflows of resources	<u>\$ 39,225</u>
--	------------------

Unavailable revenue

Revenues received after 60 days of year end are considered unavailable to meet current financial obligations under the modified accrual basis of accounting used in the governmental funds. However, they are considered available in statement of net position.

Unavailable revenue	<u>\$ 295,771</u>
---------------------	-------------------

The following table is a reconciliation of the government-wide to the fund financial statements:

NOTE 2. RECONCILIATION OF GOVERNMENT-WIDE AND FUND FINANCIAL STATEMENTS

A. Explanation of Differences Between the Governmental Fund Balance Sheet and the Government-Wide Statement of Net Assets

	Total Governmental Funds	Capital Related Items	Long-Term Debt Transactions	Deferred Outflows/Inflows of Resources	Unavailable Revenues	Statement of Net Position
ASSETS						
Cash and cash equivalents	\$ 1,328,103	\$ -	\$ -	\$ -	\$ -	\$ 1,328,103
Investments	790,577					790,577
Receivables, net	404,616	-	-	-	-	404,616
Prepaid expenses	4,910	-	-	-	-	4,910
Capital assets, net	-	1,053,128	-	-	-	1,053,128
Total assets	2,528,206	1,053,128	-	-	-	3,581,334
DEFERRED OUTFLOWS OF RESOURCES	-	-	-	248,120	-	248,120
LIABILITIES						
Accounts payable	22,126	-	-	-	-	22,126
Accrued payroll liabilities	5,704	-	-	-	-	5,704
Accrued compensated absences	-	-	41,097	-	-	41,097
Net pension liability	-	-	890,280	-	-	890,280
Total liabilities	27,830	-	931,377	-	-	959,207
DEFERRED INFLOWS OF RESOURCES	295,771	-	-	208,895	(295,771)	208,895
FUND BALANCE/NET POSITION	\$ 2,204,605	\$ 1,053,128	\$ (931,377)	\$ 39,225	\$ 295,771	\$ 2,661,352

B. Explanation of certain differences between the governmental fund statement of revenues, expenditures, and changes in fund balances and the government-wide statement of activities

The governmental fund change in fund balance on the statement of revenues, expenditures, and changes in fund balance, \$92,205 differs from changes in net position of governmental activities as reported in the government-wide statement of activities \$305,118. A reconciliation of this difference follows:

Capital related items

Governmental funds report capital outlays as expenditures. However, in the statement of activities the cost of those assets are allocated over their estimated useful lives and reported as depreciation expense. The details of this difference are as follows:

Capital outlay	\$ 565,680
Depreciation expense	<u>(322,664)</u>
Net adjustments due to fixed asset transactions	<u>\$ 243,016</u>

Noncurrent liabilities

Some expenses related to noncurrent liabilities are reported in the statement of activities, but do not require the use of current financial resources and therefore are not reported as expenditures in governmental funds. The detail of this difference is as follows:

Compensated absences	\$ 11,123
Pension liability	<u>\$ 11,720</u>
	<u>\$ 22,843</u>

Deferred outflows/inflows of resources

Some expenses related to deferred outflows and inflows of resources are reported in the statement of activities, but do not require the use of current financial resources and therefore are not reported as expenditures in governmental funds. The detail of this difference is as follows:

Deferred inflows and outflows of resources	<u>\$ 9,603</u>
--	-----------------

Unavailable revenue

Revenues received after 60 days of year end are considered unavailable to meet current financial obligations under the modified accrual basis of accounting used in the governmental funds. However, they are included as revenue in the statement of activities.

Unavailable revenue	<u>\$ (62,549)</u>
---------------------	--------------------

The following is a reconciliation of the change in fund balance in the governmental fund to the change in net position in the Statement of Activities:

NOTE 2. RECONCILIATION OF GOVERNMENT-WIDE AND FUND FINANCIAL STATEMENTS

B. Explanation of Differences Between Government Fund Operating Statements and the Statement of Activities

	Total Governmental Funds	Capital Related Items	Long-Term Debt Transactions/ Eliminations	Deferred Outflows/Inflows of Resources	Unavailable Revenues	Statement of Activities
REVENUES						
Intergovernmental	2,025,653	\$ -	\$ -	\$ -	\$ (62,549)	\$ 1,963,104
Charges for services	325,896	-	-	-	-	325,896
Interest	46,894	-	-	-	-	46,894
Other revenue	51,494	-	-	-	-	51,494
Total revenues	2,449,937	-	-	-	(62,549)	2,387,388
EXPENDITURES						
Transportation						
Personnel	1,271,829	-	(22,843)	(9,603)	-	1,239,383
Current expenditures	520,223	322,664	-	-	-	842,887
Capital outlay	565,680	(565,680)	-	-	-	-
Total expenditures	2,357,732	(243,016)	(22,843)	(9,603)	-	2,082,270
Total expenditures	2,923,412	(808,696)	(22,843)	(9,603)	-	2,082,270
Net change in fund balance	92,205	243,016	22,843	9,603	(62,549)	305,118
Fund balances at beginning of year	2,112,400	810,112	(954,220)	29,622	358,320	2,356,234
Fund balances at end of year	\$ 2,204,605	\$ 1,053,128	\$ (931,377)	\$ 39,225	\$ 295,771	\$ 2,661,352

Note 3. Deposits

At year end, the carrying amount of the Authority's deposits was \$1,341,127 and the bank balance was \$1,327,632. Of the bank balance, 100% was covered by Federal depository insurance or by collateral held by the Authority's custodial bank which is pledged to a state trust fund that provides security for amounts held in excess of FDIC coverage in accordance with the Florida Security for Deposits Acts Chapter 280, *Florida Statutes*.

The Florida Security for Public Deposits Act established guidelines for qualifications and participation by banks and savings associations, procedures for the administration of the collateral requirements and characteristics of eligible collateral.

Note 4. Receivables

The Authority's receivables due on account and from governmental agencies are for transportation services provided. Management considers all receivables to be collectible. The Authority's receivables at September 30, 2024, are as follows:

Due from other governmental units	\$ 402,424
Other receivables	2,192
	<u>\$ 404,616</u>

Note 5. Capital Assets

Capital assets activity for the year ended September 30, 2024 was as follows:

	Beginning Balance	Increases	Decreases	Ending Balance
Governmental activities:				
Capital assets, not being depreciated				
Land	\$ 15,715	\$ -	\$ -	\$ 15,715
Capital assets, being depreciated				
Buildings and improvements	1,039,305	61,830	-	1,101,135
Equipment, furniture, fixtures and vehicles	2,536,233	503,850	(86,633)	2,953,450
Total capital assets being depreciated,	<u>3,575,538</u>	<u>565,680</u>	<u>(86,633)</u>	<u>4,054,585</u>
Less accumulated depreciation				
Buildings and improvements	(784,829)	(38,878)	-	(823,707)
Equipment, furniture, fixtures and vehicles	(1,996,312)	(283,786)	86,633	(2,193,465)
Total accumulated depreciation, net	<u>(2,781,141)</u>	<u>(322,664)</u>	<u>86,633</u>	<u>(3,017,172)</u>
Total capital assets being depreciated, net of accumulated depreciation	<u>794,397</u>	<u>243,016</u>	<u>-</u>	<u>1,037,413</u>
Capital assets, net	<u>\$ 810,112</u>	<u>\$ 243,016</u>	<u>\$ -</u>	<u>\$ 1,053,128</u>

Depreciation expense was charged to functions/programs as follows:

Governmental activities:	
Transportation Services	<u>\$ (322,664)</u>

Note 6. Long-term Debt

General Long-term Liabilities

Long-term liability for the year ended September 30, 2024, was as follows:

	Balance 9/30/23	Additions	Reductions	Balance 9/30/24
Net pension liability	\$ 902,000	\$ -	\$ (11,720)	\$ 890,280
Compensated absences	52,220	-	(11,123)	41,097
	<u>\$ 954,220</u>	<u>\$ -</u>	<u>\$ (22,843)</u>	<u>\$ 931,377</u>

Note 7. Operating Leases

The Authority did not report any leases under GASB 87 because they were immaterial to the financial statements as a whole. They will analyze new leases individually for reporting under GASB 87 in future years.

In February 2022, the Authority entered into an operating lease agreement with Great American Finance Services for a copier. Under the terms of this lease, the Authority is obligated to pay twenty quarterly payments of \$595. The future minimum lease payments at September 30, 2024 is \$4,760.

<u>September 30,</u>	<u>Minimum Lease Payments</u>
2025	2,380
2026	2,380
	<u>\$ 4,760</u>

In November 2021, the Authority entered into an operating lease agreement with Pitney Bowes for a postage meter. Under the terms of this lease, the Authority is obliged to pay 17 quarterly payments of \$100. The future minimum lease payments at September 30, 2024 is \$500.

<u>September 30,</u>	<u>Minimum Lease Payments</u>
2025	400
2026	100
	<u>\$ 500</u>

Note 8. Stewardship, Compliance, and Accountability

A. Budgetary Information

The following procedures are utilized by the Authority in establishing and/or amending the budgetary information obtained in the general-purpose financial statements:

- Budgets are prepared, public hearings are held, and original budgets are adopted annually for all governmental fund types in accordance with procedures and time intervals prescribed by law.

- Budgets are generally prepared for the governmental fund types on a basis consistent with generally accepted accounting principles and are presented based upon the final amended amounts.
- Appropriations lapse at year end to the extent that they have not been expended. Budget appropriations may not be legally exceeded on a fund basis.

B. Excess of Appropriations Over Expenditures

Appropriations exceeded expenditures as follows:

Fund	Appropriations	Expenditures	Excess of Appropriations Over Expenditures
General Fund	\$ 3,938,254	\$ 2,357,732	\$ 1,580,522

Note 9. Risk Management

The Authority is exposed to various risks of loss related to torts, theft of, damage to and destruction of assets; errors and omissions; and natural disasters for which the Authority carries commercial insurance.

Note 10. Contingent Liabilities

Amounts received or receivable from grant agencies are subject to audit and adjustment by grantor agencies, principally the Federal and State governments. Any disallowed claims, including amounts already collected, may constitute a liability of the applicable funds. The amount, if any, of expenditures which may be disallowed by grantors cannot be determined at this time although the Authority expects such amounts, if any, to be immaterial.

Note 11. Concentrations

The Authority receives a substantial amount of its funding from the Florida Department of Transportation and State of Florida, Commission for the Transportation Disadvantaged. A significant reduction in the level of this funding, if this were to occur, could have an adverse effect on the Authority’s programs and activities.

Note 12. Subsequent Events

The Authority has evaluated events and transactions for potential recognition or disclosure in the accompanying financial statements through June 20, 2025 the date which the financial statements were available to be issued.

Note 13. Other Post-Employment Benefits (OPEB)

The Authority is legally required to include any retirees for whom it provides health insurance coverage in the same insurance pool as its active employees, whether the premiums are paid by the Authority or the retiree. Participating retirees are considered to receive a secondary benefit known as an “implicit rate subsidy.” This benefit relates to the assumption that the retirees are receiving a more favorable premium rate than they would otherwise be able to obtain if purchasing insurance on their own, due to being included in the same pool with the county’s younger and statistically

healthier active employees. GASB Statements 45 and 74 require governments to report this cost and related liability in its financial statements.

Due to the fact that no retirees participated in the plan during the year, management determined that its OPEB obligation at year end would be of a de minimis amount. Management will monitor this situation in the future and take appropriate steps to properly comply with these GASB Statements.

NOTE 14. COST-SHARING MULTIPLE EMPLOYER DEFINED BENEFIT PENSION PLANS – FLORIDA RETIREMENT SYSTEM PENSION PLAN AND THE RETIREMENT HEALTH INSURANCE SUBSIDY PROGRAM

A. Florida Retirement System

General Information - All of the Authority's employees participate in the Florida Retirement System (FRS). As provided by Chapters 121 and 112, *Florida Statutes*, the FRS provides two cost sharing, multiple employer defined benefit plans administered by the Florida Department of Management Services, Division of Retirement, which include the FRS Pension Plan (Pension Plan) and the Retiree Health Insurance Subsidy (HIS Plan). Under Section 121.4501, *Florida Statutes*, the FRS also provides a defined contribution plan (Investment Plan) alternative to the FRS Pension Plan, which is administered by the State Board of Administration (SBA). As a general rule, membership in the FRS is compulsory for all employees who work in a regularly established position for a state agency, county government, Authority school board, state university, community college, or a participating city or special Authority within the State of Florida. The FRS provides retirement and disability benefits, annual cost-of-living adjustments, and death benefits to plan members and beneficiaries. Benefits are established by Chapter 121, *Florida Statutes*, and Chapter 60S, Florida Administrative Code. Amendments to the law can be made only by an act of the Florida State Legislature.

The State of Florida annually issues a publicly available financial report that includes financial statements and required supplementary information for the FRS. The latest available report may be obtained by writing to the State of Florida Division of Retirement, Department of Management Services, P.O. Box 9000, Tallahassee, Florida 32315-9000, or from the Web site: www.dms.myflorida.com/workforce_operations/retirement/publications.

B. Pension Plan

Plan Description - The Pension Plan is a cost-sharing multiple-employer defined benefit pension plan, with a Deferred Retirement Option Program ("DROP") for eligible employees.

Benefits Provided - Benefits under the Pension Plan are computed on the basis of age, average final compensation, and service credit. For Pension Plan members enrolled before July 1, 2011, Regular class members who retire at or after age 62 with at least six years of credited service or 30 years of service regardless of age are entitled to a retirement benefit payable monthly for life, equal to 1.6% of their final average compensation based on the five highest years of salary, for each year of credited service. This amount increases with every year of additional service up to a maximum of 1.68% of the final average compensation of their five highest years for each year of credited service at age 65 with 33 or more years of service. Vested members with less than 30 years of service may retire before age 62 and receive reduced retirement benefits. Special Risk Administrative Support class members who retire at or after age 55 with at least six years of credited service (age 52 if credited service includes at least four years of wartime military service) or 25 years of service regardless of age are entitled to a retirement benefit payable monthly for life, beginning at 1.6% of their final average compensation based on the five highest years of salary, for each year of credited service and increasing to a maximum of 1.68% for of with each year up to age 58 (55 with wartime service)

and 28 years of special risk service. Special Risk class members (sworn law enforcement officers, firefighters, and correctional officers) who retire at or after age 55 (age 52 with wartime experience) with at least six years of credited service, or with 25 years of service regardless of age, are entitled to a retirement benefit payable monthly for life, equal to 3.0% of their final average compensation based on the five highest years of salary for each year of credited service. Senior Management Service class members who retire at or after age 62 with at least six years of credited service or 30 years of service regardless of age are entitled to a retirement benefit payable monthly for life, equal to 2.0% of their final average compensation based on the five highest years of salary for each year of credited service. Elected Officers' class members who retire at or after age 62 with at least six years of credited service or 30 years of service regardless of age are entitled to a retirement benefit payable monthly for life, equal to 3.0% (3.33% for judges and justices) of their final average compensation based on the five highest years of salary for each year of credited service.

For Plan members enrolled on or after July 1, 2011, the vesting requirement is extended to eight years of credited service for all these members and increasing normal retirement to age 65 or 33 years of service regardless of age for Regular, Senior Management Service, and Elected Officers' class members, and to age 60 or 30 years of service regardless of age for Special Risk and Special Risk Administrative Support class members. Also, the final average compensation for all these members will be based on the eight highest years of salary.

As provided in Section 121.101, *Florida Statutes*, if the member is initially enrolled in the Pension Plan before July 1, 2011, and all service credit was accrued before August 1, 2011, the annual cost-of-living adjustment is three percent per year. The cost-of-living adjustment for participants with a retirement date or DROP participation date after August 1, 2011 is determined by dividing the sum of the pre-July 2011 service credit by the total service credit at retirement and multiplying by three percent. Plan members initially enrolled on or after July 1, 2011, will not have a cost-of-living adjustment after retirement.

In addition to the above benefits, the DROP program allows eligible members to defer receipt of monthly retirement benefit payments while continuing employment with an FRS employer for a period not to exceed 96 months after electing to participate. Deferred monthly benefits are held in the FRS Trust Fund and accrue interest. There are no required contributions by DROP participants

Contributions - Effective July 1, 2011, all enrolled members of the FRS, other than DROP participants, are required to contribute three percent of their salary to the FRS. In addition to member contributions, governmental employers are required to make contributions to the FRS based on state-wide contribution rates established by the Florida Legislature. These rates are updated as of July 1 of each year. The employer contribution rates by job class for the periods from October 1, 2022 through June 30, 2024 and from July 1, 2024 through September 30, 2024. respectively, were as follows:

Class	October 1, 2023 - June 30, 2024	July 1, 2024 - September 30, 2024
Regular Class	13.57%	13.63%
Special Risk Class	32.67%	32.79%
Special Risk Administrative Support	39.82%	39.82%
County Elected Officers Class	58.68%	58.68%
Senior Management Class	34.52%	34.52%
Deferred Retirement Option Program (DROP)	21.13%	21.13%

The Authority's contributions, including employee contributions, to the Pension Plan totaled \$108,898 for the fiscal year ended September 30, 2024.

Pension Liabilities, Pension Expense, and Deferred Outflows of Resources and Deferred Inflows of Resources Related to Pensions - At September 30, 2024 the Authority reported a liability of \$574,793 for its proportionate share of the Pension Plan's net pension liability. The net pension liability was measured as of June 30, 2024, and the total pension liability used to calculate the net pension liability was determined by an actuarial valuation as of June 30, 2024. The Authority's proportionate share of the net pension liability was based on the Authority's 2023-24 fiscal year contributions relative to the 2022-23 fiscal year contributions of all participating members. At June 30, 2024, the Authority's proportionate share was 0.001485839% percent, which was an increase of 2.79 percent from its proportionate share measured as of June 30, 2023.

For the fiscal year ended September 30, 2024, the Authority recognized pension expense of \$86,342. In addition the Authority reported deferred outflows of resources and deferred inflows of resources related to pensions from the following sources:

<u>Description</u>	<u>Deferred Outflows of Resources</u>	<u>Deferred Inflows of Resources</u>
Differences between expected and actual experience	\$ 58,069	\$ -
Changes in assumptions	78,781	-
Net difference between projected and actual earnings on Pension Plan investments	-	38,204
Changes in proportion and differences between Pension Plan contributions and proportionate share of contributions	55,758	90,135
Pension Plan contributions subsequent to the measurement date	22,688	-
Total	\$ 215,296	\$ 128,339

The deferred outflows of resources related to the Pension Plan, totaling \$22,688, resulting from Authority contributions to the Plan subsequent to the measurement date, will be recognized as a reduction of the net pension liability in the fiscal year ended September 30, 2024. Other amounts reported as deferred outflows of resources and deferred inflows of resources related to the Pension Plan will be recognized in pension expense as follows:

Fiscal Year Ending September 30	Amortization of FRS
2025	\$ (5,692)
2026	61,845
2027	4,508
2028	213
2029	3,395
Thereafter	-
	<u>\$ 64,269</u>

Actuarial Assumptions – The total pension liability in the July 1, 2024 actuarial valuation was determined using the following actuarial assumption, applied to all period included in the measurement:

Inflation	3.50%
Salary increases	3.50%, average, including inflation
Investment rate of return	6.70%, net of pension plan investment expense, including inflation
Discount rate	6.70%

Mortality rates were based on the PUB-2010 base table, generational mortality using the gender specific MP 2018 mortality improvement projection scale.

The actuarial assumptions used in the July 1, 2024, valuation was based on the results of an actuarial experience study for the period July 1, 2013 through June 30, 2018.

The long-term expected rate of return on Pension Plan investments was not based on historical returns, but instead is based on a forward-looking capital market economic model. The allocation policy's description of each asset class was used to map the target allocation to the asset classes shown below. Each asset class assumption is based on a consistent set of underlying assumptions and includes an adjustment for the inflation assumption. The target allocation and best estimates of arithmetic and geometric real rates of return for each major asset class are summarized in the following table:

Asset Class	Target Allocation	Annual Arithmetic Return	Compound Annual (Geometric) Return	Standard Deviation
Cash	1.0%	3.3%	3.3%	1.1%
Fixed income	29.0%	5.7%	5.6%	3.9%
Global equity	45.0%	8.6%	7.0%	18.2%
Real estate	12.0%	8.1%	6.8%	16.6%
Private equity	11.0%	12.4%	8.8%	28.4%
Strategic investments.	2.0%	6.6%	6.2%	8.7%
Total	<u>100.0%</u>			
 Assumed inflation - mean			 2.4%	 1.5%

Discount Rate - The discount rate used to measure the total pension liability was 6.70%. The Pension Plan's fiduciary net position was projected to be available to make all projected future benefit payments of current active and inactive employees. Therefore, the discount rate for calculation of the total pension liability is equal to the long-term expected rate of return.

Sensitivity of the Authority's Proportionate Share of the Net Position Liability to Changes in the Discount Rate - The following represents the Authority's proportionate share of the net pension liability calculated using the discount rate of 6.70%, as well as what the Authority's proportionate share of the net pension liability would be if it were calculated using a discount rate that is one percentage point lower (5.70%) or one percentage point higher (7.70%) than the current rate:

	1 % Decrease 5.70%	Current Discount Rate 6.70%	1% Increase 7.70%
Authority's proportionate share of the net pension liability	\$ 1,011,041	\$ 574,793	\$ 209,343

Pension Plan Fiduciary Net Position - Detailed information regarding the Pension Plan's fiduciary net position is available in the separately issued FRS Pension Plan and Other State-Administered Systems Comprehensive Annual Financial Report.

Payables to the Pension Plan - The Authority had no payables for outstanding contributions to the Pension Plan required for the fiscal year ended September 30, 2024.

C. HIS Plan

Plan Description - The HIS Plan is a cost-sharing multiple employer defined benefit pension plan established under Section 112.363, *Florida Statutes*, and may be amended by the Florida legislature at any time. The benefit is a monthly payment to assist retirees of State administered retirement systems in paying their health insurance costs and is administered by the Florida Department of Management Services, Division of Retirement.

Benefits Provided - For the fiscal year ended September 30, 2024, eligible retirees and beneficiaries received a monthly HIS payment of \$7.50 for each year of creditable service completed at the time of retirement, with a minimum HIS payment of \$45 and a maximum HIS payment of \$225 per month. To be eligible to receive these benefits, a retiree under a State-administered retirement system must provide proof of health insurance coverage, which may include Medicare.

Contributions - The HIS Plan is funded by required contributions from FRS participating employers as set by the Florida Legislature. Employer contributions are a percentage of gross compensation for all active FRS members. For the fiscal year ended September 30, 2024, the HIS contribution for the period October 1, 2023 through June 30, 2024 and from July 1, 2024 through September 30, 2024 was 2.00% and 2.00%, respectively. The Authority contributed 100% of its statutorily required contributions for the current and preceding three years. HIS Plan contributions are deposited in a separate trust fund from which payments are authorized. HIS Plan benefits are not guaranteed and are subject to annual legislative appropriation. In the event legislative appropriation or available funds fail to provide full subsidy benefits to all participants, benefits may be reduced or cancelled.

The Authority's contributions to the HIS Plan totaled \$59,771 for the fiscal year ended September 30, 2024.

Pension Liabilities, Pension Expense, and Deferred Outflows of Resources and Deferred Inflows of Resources Related to Pensions – At September 30, 2024, the Authority reported a liability of \$315,487 for its proportionate share of the HIS Plan's net pension liability. The net pension liability was measured as of June 30, 2024, and the total pension liability used to calculate the net pension liability was determined by an actuarial valuation as of July 1, 2023. The Authority's proportionate share of the net pension liability was based on the Authority's 2023-24 fiscal year contributions relative to the 2022-23 fiscal year contributions of all participating members. At June 30, 2024, the Authority's proportionate share was 0.002103113 percent, which was an increase of 2.45 percent from its proportionate share measured as of June 30, 2023.

For the fiscal year ended September 30, 2024, the Authority recognized pension expense related to the HIS Plan of \$38,962. In addition the Authority reported deferred outflows of resources and deferred inflows of resources related to pensions from the following sources:

Description	Deferred Outflows of Resources	Deferred Inflows of Resources
Differences between expected and actual experience	\$ 3,046	\$ 606
Changes in assumptions	5,583	37,350
Net difference between projected and actual earnings on HIS Plan investments	-	114
Changes in proportion and differences between HIS Plan contributions and proportionate share of contributions	19,429	42,486
HIS Plan contributions subsequent to the measurement date	4,766	-
Total	\$ 32,824	\$ 80,556

The deferred outflows of resources related to the HIS Plan, totaling \$4,766, resulting from Authority contributions to the HIS Plan subsequent to the measurement date, will be recognized as a reduction of the net pension liability in the fiscal year ended September 30, 2024. Other amounts reported as deferred outflows of resources and deferred inflows of resources related to the HIS Plan will be recognized in pension expense as follows:

Fiscal Year Ending September 30	Amortization of HIS
2025	\$ (8,517)
2026	(10,509)
2027	(15,308)
2028	(10,703)
2029	(5,832)
Thereafter	(1,629)
	\$ (52,498)

Actuarial Assumptions - The total pension liability in the July 1, 2024, actuarial valuation was determined using the following actuarial assumptions, applied to all periods included in the measurement:

Inflation	3.50%
Salary increases	3.25%, average, including inflation
Municipal bond rate	3.93%

Mortality rates were based on the PUB-2010 base table, generational mortality using the gender specific MP 2018 mortality improvement projection scale.

The actuarial valuations were prepared as of July 1, 2024 valuation was based on the results of an actuarial experience study, completed in 2024, for the period July 1, 2018 through June 30, 2023.

Discount Rate - The discount rate used to measure the total pension liability was 3.93%. In general, the discount rate for calculating the total pension liability is equal to the single rate equivalent to discounting at the long-term expected rate of return for benefit payments prior to the projected depletion date. Because the HIS benefit is essentially funded on a pay-as-you-go basis, the depletion date is considered to be immediate, and the single equivalent discount rate is equal to the municipal bond rate selected by the HIS Plan sponsor. The Bond Buyer General Obligation 20-Bond Municipal Bond Index was adopted as the applicable municipal bond index.

Sensitivity of the Authority's Proportionate Share of the Net Position Liability to Changes in the Discount Rate - The following represents the Authority's proportionate share of the net pension liability calculated using the discount rate of 3.93 %, as well as what the Authority's proportionate share of the net pension liability would be if it were calculated using a discount rate that is one percentage point lower (2.93%) or one percentage point higher (4.93%) than the current rate:

	1 % Decrease 2.93%	Current Discount Rate 3.93%	1% Increase 4.93%
Authority's proportionate share of the net pension liability	\$ 359,141	\$ 315,487	\$ 279,247

HIS Plan Fiduciary Net Position - Detailed information regarding the HIS Plan's fiduciary net position is available in the separately issued FRS Pension Plan and Other State-Administered Systems Comprehensive Annual Financial Report.

Payables to the HIS Plan - The Authority had no payables for outstanding contributions to the HIS Plan required for the fiscal year ended September 30, 2024.

D. Investment Plan

The SBA administers the defined contribution plan officially titled the FRS Investment Plan. The Investment Plan is reported in the SBA's annual financial statements and in the State of Florida Comprehensive Annual Financial Report.

As provided in Section 121.4501, *Florida Statutes*, eligible FRS members may elect to participate in the Investment Plan in lieu of the FRS defined benefit plan. Authority employees participating in DROP are not eligible to participate in the Investment Plan. Employer and employee contributions, including amounts contributed to individual member's accounts, are defined by law, but the ultimate benefit depends in part on the performance of investment funds. Benefit terms, including contribution requirements, for the Investment Plan are established and may be amended by the Florida Legislature. The Investment Plan is funded with the same employer and employee contribution rates that are based on salary and membership class (Regular Class, Elected Authority Officers, etc.), as the Pension Plan. Contributions are directed to individual member accounts, and the individual members allocate contributions and account balances among various approved investment choices. Costs of administering the Investment Plan, including the FRS Financial Guidance Program, are funded through an employer contribution of 0.06 percent of payroll and by forfeited benefits of plan members. Allocations to the investment member's accounts at the end of the 2023 fiscal year, as established by Section 121.72, *Florida Statutes*, are based on a percentage of gross compensation, by class, as follows: Regular class 11.51%, Special Risk Administrative Support class 37.76%, Special Risk class 30.61%, Senior Management Service class 32.46% and Authority Elected Officers class 56.62%.

For all membership classes, employees are immediately vested in their own contributions and are vested after one year of service for employer contributions and investment earnings. If an accumulated benefit obligation for service credit originally earned under the Pension Plan is transferred to the Investment Plan, the member must have the years of service required for Pension Plan vesting (including the service credit represented by the transferred funds) to be vested for these funds and the earnings on the funds. Nonvested employer contributions are placed in a suspense account for up to five years. If the employee returns to FRS-covered employment within the five-year period, the employee will regain control over their account. If the employee does not return within the five-year period, the employee will forfeit the accumulated account balance. For the fiscal year ended September 30, 2024, the information for the amount of forfeitures was unavailable from the SBA; however, management believes that these amounts, if any, would be immaterial to the Authority.

After termination and applying to receive benefits, the member may rollover vested funds to another qualified plan, structure a periodic payment under the Investment Plan, receive a lump-sum distribution, leave the funds invested for future distribution, or any combination of these options. Disability coverage is provided; the member may either transfer the account balance to the Pension Plan when approved for disability retirement to receive guaranteed lifetime monthly benefits under the Pension Plan or remain in the Investment Plan and rely upon that account balance for retirement income.

The Authority had no participants in the Investment Plan for the fiscal year ended September 30, 2024.

REQUIRED SUPPLEMENTARY INFORMATION

SUWANNEE VALLEY TRANSIT AUTHORITY
GENERAL FUND
STATEMENT OF REVENUES, EXPENDITURES AND CHANGES IN FUND BALANCE
BUDGET AND ACTUAL
For the Fiscal Year Ended September 30, 2024

	Budgeted Amounts		Actual Amounts	Variance with Final Budget - Positive (Negative)
	Original	Final		
Revenues				
Intergovernmental	\$ 4,881,203	\$ 4,577,609	\$ 2,025,653	\$ (2,551,956)
Charges for services	194,781	171,309	325,896	154,587
Interest	3,340	14,341	46,894	32,553
Other revenue	30,466	19,407	51,494	32,087
Total revenues	5,109,790	4,782,666	2,449,937	(2,332,729)
Expenditures				
Transportation				
Personnel	3,317,611	1,328,435	1,271,829	56,606
Operating	1,445,729	2,327,726	520,223	1,807,503
Capital outlay	182,000	282,093	565,680	(283,587)
Total expenditures	4,945,340	3,938,254	2,357,732	1,580,522
Net change in fund balance	164,450	844,412	92,205	(752,207)
Fund balance at beginning of year	2,112,400	2,112,400	2,112,400	-
Fund balance at end of year	\$ 2,276,850	\$ 2,956,812	\$ 2,204,605	\$ (752,207)

See notes.

SUWANNEE VALLEY TRANSIT AUTHORITY
NOTES TO STATEMENT OF REVENUES/EXPENDITURES AND CHANGES IN FUND BALANCE
BUDGET ACTUAL
For the Fiscal Year Ended September 30, 2024

A. Budgetary Information:

An annual budget is adopted on a basis consistent with accounting principles generally accepted in the United States of America for the general fund. All annual appropriations lapse at fiscal year-end.

The Authority generally follows these procedures in establishing the budgetary data for the general fund as reflected in the financial statements:

1. Prior to September 30, the administrator submits to the Board of Directors a proposed operating budget for the fiscal year commencing the following October. The operating budget includes proposed expenditures and the means of financing them.
2. Public hearings are conducted following preliminary examination and revision of the proposed operating budget by the Board.
3. After public hearings and necessary revisions have been completed, the budget is approved.
4. The legal level of budgetary control is the fund level.
5. Formal budgetary integration is employed as a management control device during the year for the General Fund.
6. The budget for the General Fund is adopted on a basis consistent with accounting principles generally accepted in the United States of America.

B. Excess of Appropriations Over Expenditures

Appropriations exceeded expenditures in the General Fund:

Fund	Appropriations	Expenditures	Excess of Appropriations Over Expenditures
General Fund	\$ 3,938,254	\$ 2,357,732	\$ 1,580,522

SUWANNEE VALLEY TRANSIT AUTHORITY
SCHEDULE OF PROPORTIONATE SHARE OF NET PENSION LIABILITY
FLORIDA RETIREMENT SYSTEM AND HEALTH INSURANCE SUBSIDY PROGRAM
LAST 10 FISCAL YEARS

	2024	2023	2022	2021	2020	2019	2018	2017	2016	2015
Authority's proportion of the FRS net pension liability (asset)	0.001485839%	0.001445513%	0.001941032%	0.001688190%	0.001540169%	0.001553794%	0.001710873%	0.001615210%	0.001579539%	0.001911498%
Authority's proportionate share of the FRS net pension liability (asset)	\$ 574,793	\$ 575,991	\$ 722,220	\$ 127,524	\$ 667,532	\$ 535,105	\$ 515,234	\$ 477,768	\$ 398,835	\$ 346,896
Authority's proportion of the HIS net pension liability (asset)	0.002103113%	0.002052779%	0.002428342%	0.002386394%	0.238639400%	0.002563838%	0.002618333%	0.002580100%	0.002533692%	0.002894730%
Authority's proportionate share of the HIS net pension liability (asset)	315,487	326,009	257,200	272,985	291,375	286,868	277,127	276,876	295,291	295,172
Authority's proportionate share of the total net pension liability (asset)	\$ 890,280	\$ 902,000	\$ 979,420	\$ 400,509	\$ 958,907	\$ 821,973	\$ 792,361	\$ 754,644	\$ 694,126	\$ 642,068
Authority's covered-employee payroll	\$ 914,719	\$ 833,268	\$ 945,238	\$ 837,210	\$ 787,712	\$ 912,652	\$ 854,617	\$ 867,803	\$ 871,340	\$ 879,915
Authority's proportionate share of the net pension liability (asset) as a percentage of its covered-employee payroll	97.33%	108.25%	103.62%	47.84%	121.73%	90.06%	92.72%	86.96%	79.66%	72.97%
Plan fiduciary net position as a percentage of the total pension liability	78.79%	77.04%	79.09%	91.09%	74.46%	78.22%	79.86%	79.30%	79.36%	92.00%

Notes to Schedule

1. See notes to financial statements for changes in assumptions.
2. The amounts presented for FRS and HIS were determined as of the measurement date which was June 30 of the current fiscal year.
3. Covered payroll is for the fiscal year ended September 30.

**SUWANNEE VALLEY TRANSIT AUTHORITY
SCHEDULE OF CONTRIBUTIONS
FLORIDA RETIREMENT SYSTEM AND HEALTH INSURANCE SUBSIDY PROGRAM
LAST 10 FISCAL YEARS**

	2024	2023	2022	2021	2020	2019	2018	2017	2016	2015
Contractually required FRS contribution	\$ 108,898	\$ 86,121	\$ 101,655	\$ 100,130	\$ 73,983	\$ 75,954	\$ 70,439	\$ 79,669	\$ 65,463	\$ 49,030
Contractually required HIS contribution	59,771	48,744	36,202	20,366	19,882	22,444	15,886	7,892	14,483	11,501
Total Contractually Required Contributions	168,669	134,865	137,857	120,496	93,865	98,398	86,325	87,561	79,946	60,531
Contributions in relation to the contractually required contribution	(168,669)	(134,865)	(137,857)	(120,496)	(93,865)	(98,398)	(86,325)	(87,561)	(79,946)	(60,531)
Contribution deficiency (excess)	<u>\$ -</u>	<u>\$ -</u>	<u>\$ -</u>	<u>\$ -</u>	<u>\$ -</u>	<u>\$ -</u>	<u>\$ -</u>	<u>\$ -</u>	<u>\$ -</u>	<u>\$ -</u>
Authority's covered-employee payroll	914,719.44	\$ 833,268	\$ 945,238	\$ 837,210	\$ 787,712	\$ 912,652	\$ 854,617	\$ 867,803	\$ 871,340	\$ 879,915
Contributions as a percentage of covered-employee payroll	18.44%	16.19%	14.58%	14.39%	11.92%	10.78%	10.10%	10.09%	9.18%	6.88%

Notes to Schedule

1. See notes to financial statement for changes in assumptions.

**SUPPLEMENTARY INFORMATION
SINGLE AUDIT**

SUWANNEE VALLEY TRANSIT AUTHORITY
SCHEDULE OF EXPENDITURES OF FEDERAL AWARDS AND STATE FINANCIAL ASSISTANCE
For the Fiscal Year Ended September 30, 2024

<u>Federal Grantor/State Grantor/Pass Through Grantor Program Title</u>	<u>ALN / CSFA#</u>	<u>Contract Number</u>	<u>Expenditures</u>
FEDERAL AWARDS			
U.S. Department of Transportation			
Passed Through State of Florida, Department of Transportation			
Enhanced Mobility of Seniors and Individuals with Disabilities	20.513	G2704	\$ 71,256
Buses and Bus Facilities Program	20.526	G2R44	154,919
Formula Grants for Rural Areas	20.509	G2B42	215,223
Formula Grants for Rural Areas	20.509	G1M75	397,403
Formula Grants for Rural Areas	20.509	G1M76	84,355
Formula Grants for Rural Areas	20.509	G1M77	212,543
Formula Grants for Rural Areas	20.509	G2N39	154,919
Formula Grants for Rural Areas	20.509	G2R40	52,866
			<u>1,117,309</u>
Total Federal Awards			<u>1,343,484</u>
STATE FINANCIAL ASSISTANCE			
State of Florida, Department of Transportation			
Commission for the Transportation Disadvantaged (CTD) Trip and Equipment Grant Program	55.001	G3177	23,293
Commission for the Transportation Disadvantaged (CTD) Trip and Equipment Grant Program	55.001	G2N64	153,729
Commission for the Transportation Disadvantaged (CTD) Trip and Equipment Grant Program	55.001	G2K35	442,598
Total State Financial Assistance			<u>619,620</u>
Total Federal Awards and State Financial Assistance			<u>\$ 1,963,105</u>

See notes to schedule.

SUWANNEE VALLEY TRANSIT AUTHORITY
NOTES TO SCHEDULE OF EXPENDITURES OF FEDERAL AWARDS AND STATE ASSISTANCE
For the Year Ended September 30, 2024

NOTE 1. SUMMARY OF SIGNIFICANT ACCOUNTING POLICIES

The accounting policies and presentation of the Schedule of Expenditures of Federal Awards and State Financial Assistance of the Suwannee Valley Transit Authority (the Authority), have been designed to conform to generally accepted accounting principles as applicable to governmental units, including the reporting and compliance requirements of the Uniform Administrative Requirements, Cost Principles, and Audit Requirements for Federal Awards by Title 2 U.S. Code of Federal Regulations (CFR) Part 200.

A. Reporting Entity

The reporting entity consists of the Suwannee Valley Transit Authority. The Authority includes a Schedule of Expenditures of Federal Awards and State Financial Assistance in the Compliance Section for the purpose of additional analysis.

B. Basis of Accounting

Basis of accounting refers to when revenues and expenditures or expenses are recognized in the accounts and reported in the financial statements. Basis of accounting related to the timing of the measurements made, regardless of the measurement focus.

The accrual basis of accounting is followed in the Schedule of Expenditures of Federal Awards and State Financial Assistance. Under the accrual basis, revenues are recognized when they become measurable earned. Expenses generally are recorded when a liability is incurred.

C. Subrecipients

The Schedule of Expenditures of Federal Awards and State Financial Assistance is required to identify amounts passed through to subrecipients of grant funding. The Authority did not have any subrecipients of grant funding in the current year.

D. Indirect Cost Rate

The Authority did not elect to use the de minimis indirect cost rate for the fiscal year ended September 30, 2024.



Powell and Jones CPA

1359 S.W. Main Blvd.
Lake City, FL 32025
Phone 386.755.4200

INDEPENDENT AUDITOR'S REPORT ON COMPLIANCE FOR EACH MAJOR PROGRAM AND ON INTERNAL CONTROL OVER COMPLIANCE REQUIRED BY THE OMB UNIFORM GUIDANCE

To the Board of Directors,
Suwannee Valley Transit Authority

Report on Compliance for Each Major Federal Program

Opinion on Each Major Federal Program

We have audited the Suwannee Valley Transit Authority's (the Authority), State of Florida's compliance with the types of compliance requirements identified as subject to audit in the OMB *Compliance Supplement* that could have a direct and material effect on each of the Authority's, State of Florida's major federal programs for the year ended September 30, 2024. The Authority's major federal programs are identified in the summary of auditor's results section of the accompanying schedule of findings and questioned costs.

In our opinion, the Authority, State of Florida complied, in all material respects, with the types of compliance requirements referred to above that could have a direct and material effect on each of its major federal programs for the year ended September 30, 2024.

Basis for Opinion on Each Major Federal Program

We conducted our audit of compliance in accordance with auditing standards generally accepted in the United States of America; the standards applicable to financial audits contained in *Government Auditing Standards*, issued by the Comptroller General of the United States; and the audit requirements of Title 2 U.S. Code of Federal Regulations Part 200, *Uniform Administrative Requirements, Cost Principles, and Audit Requirements for Federal Awards* (Uniform Guidance). Our responsibilities under those standards and the Uniform Guidance are further described in the Auditor's Responsibilities for the Audit of Compliance section of our report.

We are required to be independent the Authority to meet our other ethical responsibilities, in accordance with relevant ethical requirements relating to our audit. We believe that the audit evidence we have obtained is sufficient and appropriate to provide a basis for our opinion on compliance for each major federal program. Our audit does not provide a legal determination of the Authority's, compliance with the compliance requirements referred to above.

Responsibilities of Management for Compliance

Management is responsible for compliance with the requirements referred to above and for the design, implementation, and maintenance of effective internal control over compliance with the requirements of laws, statutes, regulations, rules, and provisions of contracts or grant agreements applicable to the Authority's federal programs.

Auditor's Responsibilities for the Audit of Compliance

Our objectives are to obtain reasonable assurance about whether material noncompliance with the compliance requirements referred to above occurred, whether due to fraud or error, and express an opinion on the Authority's, compliance based on our audit. Reasonable assurance is a high level of assurance but is not absolute assurance and therefore is not a guarantee that an audit conducted in accordance with generally accepted auditing standards, *Government Auditing Standards*, and the Uniform Guidance will always detect material noncompliance when it exists. The risk of not detecting material noncompliance resulting from fraud is higher than for that resulting from error, as fraud may involve collusion, forgery, intentional omissions, misrepresentations, or the override of internal control. Noncompliance with the compliance requirements referred to above is considered material if there is a substantial likelihood that, individually or in the aggregate, it would influence the judgment made by a reasonable user of the report on compliance about the Authority, compliance with the requirements of each major federal program as a whole.

In performing an audit in accordance with generally accepted auditing standards, *Government Auditing Standards*, and the Uniform Guidance, we:

- Exercise professional judgment and maintain professional skepticism throughout the audit.
- Identify and assess the risks of material noncompliance, whether due to fraud or error, and design and perform audit procedures responsive to those risks. Such procedures include examining, on a test basis, evidence regarding the Authority's compliance with the compliance requirements referred to above and performing such other procedures as we considered necessary in the circumstances.
- Obtain an understanding of the Authority's internal control over compliance relevant to the audit in order to design audit procedures that are appropriate in the circumstances and to test and report on internal control over compliance in accordance with the Uniform Guidance, but not for the purpose of expressing an opinion on the effectiveness of the Authority's internal control over compliance. Accordingly, no such opinion is expressed.

We are required to communicate with those charged with governance regarding, among other matters, the planned scope and timing of the audit and any significant deficiencies and material weaknesses in internal control over compliance that we identified during the audit.

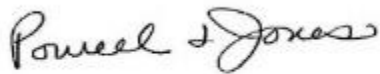
Report on Internal Control over Compliance

A deficiency in internal control over compliance exists when the design or operation of a control over compliance does not allow management or employees, in the normal course of performing their assigned functions, to prevent, or detect and correct, noncompliance with a type of compliance requirement of a federal program on a timely basis. *A material weakness in internal control over compliance* is a deficiency, or a combination of deficiencies, in internal control over compliance, such that there is a reasonable possibility that material noncompliance with a type of compliance requirement of a federal program will not be prevented, or detected and corrected, on a timely basis. *A significant deficiency in internal control over compliance* is a deficiency, or a combination of deficiencies, in internal control over compliance with a type of compliance requirement of a federal program that is less severe than a material weakness in internal control over compliance, yet important enough to merit attention by those charged with governance.

Our consideration of internal control over compliance was for the limited purpose described in the Auditor's Responsibilities for the Audit of Compliance section above and was not designed to identify all deficiencies in internal control over compliance that might be material weaknesses or significant deficiencies in internal control over compliance. Given these limitations, during our audit we did not identify any deficiencies in internal control over compliance that we consider to be material weaknesses, as defined above. However, material weaknesses or significant deficiencies in internal control over compliance may exist that were not identified.

Our audit was not designed for the purpose of expressing an opinion on the effectiveness of internal control over compliance. Accordingly, no such opinion is expressed.

The purpose of this report on internal control over compliance is solely to describe the scope of our testing of internal control over compliance and the results of that testing based on the requirements of the Uniform Guidance. Accordingly, this report is not suitable for any other purpose.

A handwritten signature in cursive script that reads "Powell & Jones".

Lake City, Florida
June 20, 2025

SUWANNEE VALLEY TRANSIT AUTHORITY
SCHEDULE OF FINDINGS AND QUESTIONED COSTS
For the Fiscal Year Ended September 30, 2024

Section I. Summary of Auditor’s Results

Financial Statements

Type of auditor’s report issued:	Unmodified
Internal control over financial reporting:	
• Material weakness identified	None reported
• Significant deficiencies identified that are not Considered to be material weaknesses	None reported
Noncompliance material to financial statements noted	None reported

Federal Awards Programs

Internal control over major programs:	
• Material weakness identified	None reported
• Significant deficiencies identified	None reported
Type of auditor’s report issued on compliance For major programs:	Unmodified
Any audit finds disclosed that are required to be Reported in accordance with 2CFR 200.516(a)	None reported

Identification of major programs:

<u>Assistance Listing Number</u> 20.509	<u>Name of Program</u> Formula Grants for Rural Areas
Dollar threshold used to distinguish between Type A and B Federal programs:	\$750,000
Auditee qualified as low-risk auditee?	Yes

Section II – Financial Statement Findings

There were no current findings.

Section III – Federal Award Findings and Questioned Costs

There were no current findings.

OTHER REPORTS AND LETTERS



Powell and Jones CPA

1359 S.W. Main Blvd.
Lake City, FL 32025
Phone 386.755.4200

INDEPENDENT AUDITOR'S REPORT ON INTERNAL CONTROL OVER FINANCIAL REPORTING AND ON COMPLIANCE AND OTHER MATTERS BASED ON AN AUDIT OF FINANCIAL STATEMENTS PERFORMED IN ACCORDANCE WITH GOVERNMENT AUDITING STANDARDS

To the Board of Directors,
Suwannee Valley Transit Authority

We have audited in accordance with the auditing standards generally accepted in the United States of America and the standards applicable to financial audits contained in *Government Auditing Standards* issued by the Comptroller General of the United States, the financial statements of the governmental activities and the major fund of the Suwannee Valley Transit Authority (the Authority) as of and for the year ended September 30, 2024, and the related notes to the financial statements, which collectively comprise the Authority's basic financial statements and have issued our report thereon dated June 20, 2025.

Internal Control Over Financial Reporting

In planning and performing our audit of the financial statements, we considered the Authority's internal control over financial reporting (internal control) as a basis for designing audit procedures that are appropriate in the circumstances for the purpose of expressing our opinion on the financial statements, but not for the purpose of expressing an opinion on the effectiveness of the Authority's internal control. Accordingly, we do not express an opinion on the effectiveness of the Organization's internal control.

A *deficiency in internal control* exists when the design or operation of a control does not allow management or employees, in the normal course of performing their assigned functions, to prevent, or detect and correct, misstatements on a timely basis. A *material weakness* is a deficiency, or combination of deficiencies, in internal control such that there is a reasonable possibility that a material misstatement of the entity's financial statements will not be prevented, or detected and corrected on a timely basis. A *significant deficiency* is a deficiency, or a combination of deficiencies, in internal control that is less severe than a material weakness, yet important enough to merit attention by those charged with governance.

Our consideration of internal control was for the limited purpose described in the first paragraph of this section and was not designed to identify all deficiencies in internal control that might be material weaknesses or significant deficiencies and therefore, material weaknesses or significant deficiencies may exist that were not identified. Given these limitations, during our audit we did not identify any deficiencies in internal control that we consider to be material weaknesses. However, material weaknesses may exist that have not been identified.

Compliance and Other Matters

As part of obtaining reasonable assurance about whether the Authority's financial statements are free of material misstatement, we performed tests of its compliance with certain provisions of laws, regulations, contracts, and grant agreements, noncompliance with which could have a direct and material effect on the determination of financial statement amounts. However, providing an opinion on compliance with those provisions was not an objective of our audit, and accordingly, we do not express such an opinion. The results of our tests disclosed no instances of noncompliance or other matters that are required to be reported under *Government Auditing Standards*.

Purpose of this Report

The purpose of this report is solely to describe the scope of our testing of internal control and compliance and the results of that testing, and not to provide an opinion on the effectiveness of the Organization's internal control or on compliance. This report is an integral part of an audit performed in accordance with *Government Auditing Standards* in considering the Organization's internal control and compliance. Accordingly, this communication is not suitable for any other purpose.



Powell and Jones CPA
Lake City, Florida
June 20, 2025



Powell and Jones CPA

1359 S.W. Main Blvd.
Lake City, FL 32025
Phone 386.755.4200

MANAGEMENT LETTER

To the Board of Directors
Suwannee Valley Transit Authority

Report on the Financial Statements

We have audited the financial statements of the Suwannee Valley Transit Authority (the Authority), as of and for the fiscal year ended September 30, 2024, and have issued our report thereon dated June 20, 2025.

Auditor's Responsibility

We conducted our audit in accordance with auditing standards generally accepted in the United States of America and the standards applicable to financial audits contained in *Government Auditing Standards*, issued by the Comptroller General of the United States, the audit requirements of Title 2 U.S. Code of Federal Regulations Part 200, *Uniform Administrative Requirements, Cost Principles, and Audit Requirements for Federal Awards* (Uniform Guidance) and Chapter 10.550, *Rules of the Auditor General*.

Other Reporting Requirements

We have issued our Independent Auditor's Report on Internal Control over Financial Reporting and on Compliance and Other Matters Based on an Audit of Financial Statements Performed in Accordance with *Government Auditing Standards*; our Independent Auditor's Report on Compliance With Requirements That Could Have a Direct and Material Effect on Each Major Federal Program and on Internal Control Over Compliance; Schedule of Findings and Questioned Costs; and Independent Accountant's Report on an examination conducted in accordance with AICPA Professional Standards, AT-C Section 315, regarding compliance requirements in accordance with Chapter 10.550 Rules of the Auditor General. Disclosures in those reports and schedules, which are dated June 20, 2025, should be considered in conjunction with this management letter.

Chapter 10.550, *Rules of the Auditor General*, governs the conduct of local governmental entity audits performed in the State of Florida. This letter includes the following information, which is not included in the aforementioned auditor's reports or schedules:

- Section 10.554(1)(i)1, *Rules of the Auditor General* requires that we determine whether or not corrective actions have been taken to address findings and recommendations made in the preceding annual financial Auditor's report:

Prior Year Findings

There were no reportable findings in the prior year.

Other Matters

- Section 10.554(1)(i)3, *Rules of the Auditor General*, requires that we address violations of provisions of contracts or grant agreements, or abuse, that have occurred, or are likely to have occurred, that have an effect on the financial statements that is less than material but more than inconsequential. In connection with our audit, we did not have any such findings.
- Section 10.554(1)(i)4., *Rules of the Auditor General*, require that the name or official title and legal authority for the primary government and each component unit of the reporting entity be disclosed in this management letter, unless disclosed in the notes to the financial statements. The Authority was established by Inter-local agreement on August 9, 1976 between Columbia, Suwannee and Hamilton Counties in the State of Florida. There are no component units of the Authority to be disclosed as required by accounting principles generally accepted in the United States of America.
- Pursuant to Sections 10.554(1)(i)5.a.. and 10.556(7), *Rules of the Auditor General*, require us to apply appropriate procedures and communicate the results of our determination as to whether or not Authority met one or more of the conditions described in Section 218.503(1), Florida Statutes, and to identify the specific conditions met. In connection with our audit, we determined that the Authority did not meet any of the conditions described in Section 218.503(1), Florida Statutes. Pursuant to Sections 10.554 (1)(i)5. b. and 10.556(8) we applied financial condition assessment procedures for the Authority. It is management's responsibility to monitor the entity's financial condition, and our financial condition assessment was based in part on representations made by management and the review of financial information provided by same.
- Section 10.554(1)(i)2., *Rules of the Auditor General* requires that we communicate any recommendations to improve financial management. In connection with our audit, we did not have any such recommendations.

Specific information as required by Section 218.39(3)(c), Florida Statutes, and Section 10.554(1)(i)6, *Rules of the Auditor General*, Suwannee Valley Transit Authority reported:

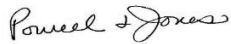
- a. The total number of District employees compensated in the last pay period of the District's fiscal year: 22
- b. The total number of independent contractors to whom nonemployee compensation was paid in the last month of the District's fiscal year : 0
- c. All compensation earned by or awarded to employees, whether paid or accrued, regardless of contingency : \$938,342
- d. All compensation earned by or awarded to nonemployee independent contractors whether paid are accrued, regardless of contingency : \$0

- e. Each construction project with a total cost of at least \$65,000 approved by the Board that is scheduled to begin on or after October 1 of the fiscal year being reported, together with the total expenditures for such projects: \$0

- f. A budget variance based on the budget adopted under Section 189.016(4), Florida Statutes, before the beginning or the fiscal year being reported if the District amends a final budget under Section 159.016(6), Florida Statutes: The budget variance report is on page 37 of this report. The expenditure variance for the fiscal year was: The budget was amended to decrease expenditures by \$1,007,086.

The above information was not subjected to audit procedures and we express no opinion on it.

Pursuant to Chapter 119, *Florida Statutes*, this management letter is a public record and its distribution is not limited. Auditing standards generally accepted in the United States of America require us to indicate that this letter is intended solely for the information and use of Suwannee Valley Transit Authority's management, the Florida Auditor General, Federal awarding agencies, State awarding agencies and pass-through entities, and is not intended to be and should not be used by anyone other than these specified parties.



Powell and Jones CPA
Lake City, Florida
June 20, 2025



Powell and Jones CPA

1359 S.W. Main Blvd.
Lake City, FL 32025
Phone 386.755.4200

**INDEPENDENT ACCOUNTANT'S REPORT ON COMPLIANCE WITH SECTION 218.415, FLORIDA
STATUTES**

To the Board of Directors
Suwanee Valley Transit Authority

We have examined Suwanee Valley Transit Authority's (the Authority) compliance with Section 218.415, *Florida Statutes*, regarding the investment of public funds during the year ended September 30, 2024.

Management is responsible for the Authority's compliance with those requirements. Our responsibility is to express an opinion on the Authority's compliance based on our examination.

Our examination was conducted in accordance with attestation standards established by the American Institute of Certified Public Accountants and, accordingly, included examining, on a test basis, evidence about the Authority's compliance with those requirements and performing such other procedures as we considered necessary in the circumstances. We believe that our examination provides a reasonable basis for our opinion. Our examinations do not provide a legal determination on the Authority's compliance with the specified requirements.

In our opinion, the Authority complied, in all material respects, with the aforementioned requirements for the year ended September 30, 2024.

This report is intended solely for the information and use of the Authority, the Auditor General, State of Florida, and is not intended to be and should not be used by anyone other than these specified parties.

Powell and Jones CPA
Lake City, Florida
June 20, 2025



Powell and Jones CPA

1359 S.W. Main Blvd.
Lake City, FL 32025
Phone 386.755.4200

Communication with Those Charged with Governance

June 20, 2025

To the Board of Directors
Suwannee Valley Transit Authority

We have audited the financial statements of Suwannee Valley Transit Authority (the Authority) for the year ended September 30, 2024. Professional standards require that we provide you with information about our responsibilities under generally accepted auditing standards and *Government Auditing Standards*, as well as certain information related to the planned scope and timing of our audit. Professional standards also require that we communicate to you the following information related to our audit.

Significant Audit Findings

Qualitative Aspects of Accounting Practices

Management is responsible for the selection and use of appropriate accounting policies. The significant accounting policies used by the Authority are described in Note 1 to the financial statements. We noted no transactions entered into by the Authority during the year for which there is a lack of authoritative guidance or consensus. All significant transactions have been recognized in the financial statements in the proper period.

Accounting estimates are an integral part of the financial statements prepared by management and are based on management's knowledge and experience about past and current events and assumptions about future events. Certain accounting estimates are particularly sensitive because of their significance to the financial statements and because of the possibility that future events affecting them may differ significantly from those expected. There are no sensitive estimates affecting the Authority's financial statements.

Certain financial statement disclosures are particularly sensitive because of their significance to financial statement users. There are no sensitive disclosures affecting the financial statements.

Difficulties Encountered in Performing the Audit

We encountered no significant difficulties in dealing with management in performing and completing our audit.

Corrected and Uncorrected Misstatements

Professional standards require us to accumulate all known and likely misstatements identified during the audit, other than those that are trivial, and communicate them to the appropriate level of management. There were no such misstatements identified during our audit.

Disagreements with Management

For purposes of this letter, professional standards define a disagreement with management as a financial accounting, reporting, or auditing matter, whether or not resolved to our satisfaction, that could be significant to the financial statements or the auditor's report. We are pleased to report that no such disagreements arose during the course of our audit.

Management Representations

We have requested certain representations from management that are included in the management representation letter dated June 20, 2025.

Management Consultations with Other Independent Accountants

In some cases, management may decide to consult with other accountants about auditing and accounting matters, similar to obtaining a "second opinion" on certain situations. If a consultation involves application of an accounting principle to the Authority's financial statements or a determination of the type of auditor's opinion that may be expressed on those statements, our professional standards require the consulting accountant to check with us to determine that the consultant has all the relevant facts. To our knowledge, there were no such consultations with other accountants.

Other Audit Findings or Issues

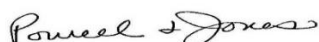
We generally discuss a variety of matters, including the application of accounting principles and auditing standards, with management each year prior to retention as the Authority's auditors. However, these discussions occurred in the normal course of our professional relationship and our responses were not a condition to our retention.

Other Information in Documents Containing Audited Financial Statements

With respect to the supplementary information accompanying the financial statements, we made certain inquiries of management and evaluated the form, content, and methods of preparing the information to determine that the information complies with accounting principles generally accepted in the United States of America, the method of preparing it has not changed from the prior period, and the information is appropriate and complete in relation to our audit of the financial statements. We compared and reconciled the supplementary information to the underlying accounting records used to prepare the financial statements or to the financial statements themselves.

This information is intended solely for the use of the Board of Directors and management of the Authority and is not intended to be and should not be used by anyone other than these specified parties.

Very truly yours,



Powell and Jones CPA
Lake City, Florida
June 20, 2025